

STATE OF CONNECTICUT

CONNECTICUT SITING COUNCIL

Ten Franklin Square, New Britain, CT 06051

Phone: (860) 827-2935 Fax: (860) 827-2950

E-Mail: siting.council@po.state.ct.us

Web Site: www.ct.gov/csc

February 4, 2004

Kenneth C. Baldwin
Robinson & Cole
280 Trumbull Street
Hartford, CT 06103-3597

RE: **EM-VER-066-040108** - Cellco Partnership d/b/a Verizon Wireless notice of intent to modify an existing telecommunications facility located at 123 Campville Hill Road, Harwinton, Connecticut.

Dear Attorney Baldwin:

At a public meeting held on February 3, 2004, the Connecticut Siting Council (Council) acknowledged your notice to modify this existing telecommunications facility, pursuant to Section 16-50j-73 of the Regulations of Connecticut State Agencies.

The proposed modifications are to be implemented as specified here and in your notice dated January 8, 2004. The modifications are in compliance with the exception criteria in Section 16-50j-72 (b) of the Regulations of Connecticut State Agencies as changes to an existing facility site that would not increase tower height, extend the boundaries of the tower site, increase noise levels at the tower site boundary by six decibels, and increase the total radio frequencies electromagnetic radiation power density measured at the tower site boundary to or above the standard adopted by the State Department of Environmental Protection pursuant to General Statutes § 22a-162. This facility has also been carefully modeled to ensure that radio frequency emissions are conservatively below State and federal standards applicable to the frequencies now used on this tower.

This decision is under the exclusive jurisdiction of the Council. Any additional change to this facility will require explicit notice to this agency pursuant to Regulations of Connecticut State Agencies Section 16-50j-73. Such notice shall include all relevant information regarding the proposed change with cumulative worst-case modeling of radio frequency exposure at the closest point of uncontrolled access to the tower base, consistent with Federal Communications Commission, Office of Engineering and Technology, Bulletin 65. Any deviation from this format may result in the Council implementing enforcement proceedings pursuant to General Statutes § 16-50u including, without limitation, imposition of expenses resulting from such failure and of civil penalties in an amount not less than one thousand dollars per day for each day of construction or operation in material violation.

Thank you for your attention and cooperation.

Very truly yours,

Pamela B. Katz, P.E.
Chairman

PBK/laf

- c: Honorable Marie M. Knudsen, First Selectman, Town of Harwinton
William J. Tracy, Jr., Planning Chairman, Town of Harwinton
Thomas J. Regan, Esq., Brown Rudnick Berlack Israels LLP
Stephen J. Humes, Esq., LeBoeuf, Lamb, Green & MacRae LLP
Christopher B. Fisher, Esq., Cuddy & Feder LLP



STATE OF CONNECTICUT

CONNECTICUT SITING COUNCIL

Ten Franklin Square, New Britain, CT 06051

Phone: (860) 827-2935 Fax: (860) 827-2950

E-Mail: siting.council@po.state.ct.us

Web Site: www.ct.gov/csc

January 13, 2004

Honorable Marie M. Knudsen
First Selectman
Town of Harwinton
Town Hall
100 Bentley Drive
Harwinton, CT 06791

RE: **EM-VER-066-040108** – Cellco Partnership d/b/a Verizon Wireless notice of intent to modify an existing telecommunications facility located at 123 Campville Hill Road, Harwinton, Connecticut.

Dear Ms. Knudsen:


The Connecticut Siting Council (Council) received this request to modify an existing telecommunications facility, pursuant to Regulations of Connecticut State Agencies Section 16-50j-72.

The Council will consider this item at the next meeting tentatively scheduled for February 3, 2004, at 1:30 p.m. in Hearing Room One, Ten Franklin Square, New Britain, Connecticut.

Please call me or inform the Council if you have any questions or comments regarding this proposal.

Thank you for your cooperation and consideration.

Very truly yours,



S/ Derek Phelps
Executive Director

SDP/cm

Enclosure: Notice of Intent

c: William J. Tracy, Jr., Planning Chairman, Town of Harwinton

280 Trumbull Street
Hartford, CT 06103-3597
Main (860) 275-8200
Fax (860) 275-8299
kbaldwin@rc.com
Direct (860) 275-8345

January 8, 2004

Via Hand Delivery

S. Derek Phelps
Executive Director
Connecticut Siting Council
10 Franklin Square
New Britain, CT 06051

RECEIVED
JAN - 8 2004
CONNECTICUT
SITING COUNCIL

Re: **Notice of Exempt Modification**
123 Campville Hill Road
Harwinton, Connecticut

Dear Mr. Phelps:

Cellco Partnership d/b/a Verizon Wireless ("Cellco") intends to install antennas on an existing tower at 123 Campville Hill Road in Harwinton, Connecticut. Please accept this letter as notification pursuant to R.C.S.A. § 16-50j-73, for construction that constitutes an exempt modification pursuant to R.C.S.A. § 16-50j-72(b)(2). In accordance with R.C.S.A. § 16-50j-73, a copy of this letter is being sent to the Harwinton First Selectman, Marie Knudsen.

The facility consists of a 177-foot self-supporting monopole tower, capable of supporting multiple carriers within an approximately 64' x 72' site compound. The tower is owned and operated by Sprint Sites USA ("Sprint"). The tower is currently shared by Sprint PCS at the 180-foot level, T-Mobile at the 168-foot level and AT&T at the 157-foot level. Cellco proposes to install twelve (12) panel-type antennas at the 147-foot level on the tower and a 12' x 30' single-story equipment shelter near the base of the tower. (See Attachment 1- Project Plans).

The planned modifications to the Harwinton facility fall squarely within those activities explicitly provided for in R.C.S.A. § 16-50j-72(b)(2).

1. The proposed modification will not increase the overall height of the existing tower. Cellco's antennas will be mounted with their centerline at the 147-foot level on the 177-foot tower.



Law Offices

BOSTON

HARTFORD

NEW LONDON

STAMFORD

GREENWICH

NEW YORK

www.rc.com

HART1-1138009-1

S. Derek Phelps
January 8, 2004
Page 2

2. The proposed installation of twelve (12) panel-type antennas and a 12' x 30' equipment shelter will not require an extension of the site boundaries.
3. The proposed modification will not increase the noise levels at the facility by six decibels or more.
4. The operation of the antennas will not increase radio frequency (RF) power density levels at the facility to a level at or above the Federal Communications Commission (FCC) adopted safety standard. The combined worst-case RF power density calculations for existing and Cellco antennas would be 6.44% of the FCC standard (See Attachment 2).

Also included as Attachment 3 is an engineer's certification verifying that the tower can accommodate the existing and proposed antennas and related equipment.

For the foregoing reasons, Cellco respectfully submits that the proposed antenna installation at the Harwinton facility tower constitutes an exempt modification under R.C.S.A. § 16-50j-72(b)(2).

Sincerely,



Kenneth C. Baldwin



Attachments

cc: Marie Knudsen, Harwinton First Selectman
Sandy M. Carter



REVISIONS	
01	ISSUED FOR PERMIT
02	ISSUED FOR PERMIT
03	ISSUED FOR PERMIT
04	ISSUED FOR PERMIT
05	ISSUED FOR PERMIT
06	ISSUED FOR PERMIT
07	ISSUED FOR PERMIT
08	ISSUED FOR PERMIT
09	ISSUED FOR PERMIT
10	ISSUED FOR PERMIT
11	ISSUED FOR PERMIT
12	ISSUED FOR PERMIT
13	ISSUED FOR PERMIT
14	ISSUED FOR PERMIT
15	ISSUED FOR PERMIT
16	ISSUED FOR PERMIT
17	ISSUED FOR PERMIT
18	ISSUED FOR PERMIT
19	ISSUED FOR PERMIT
20	ISSUED FOR PERMIT

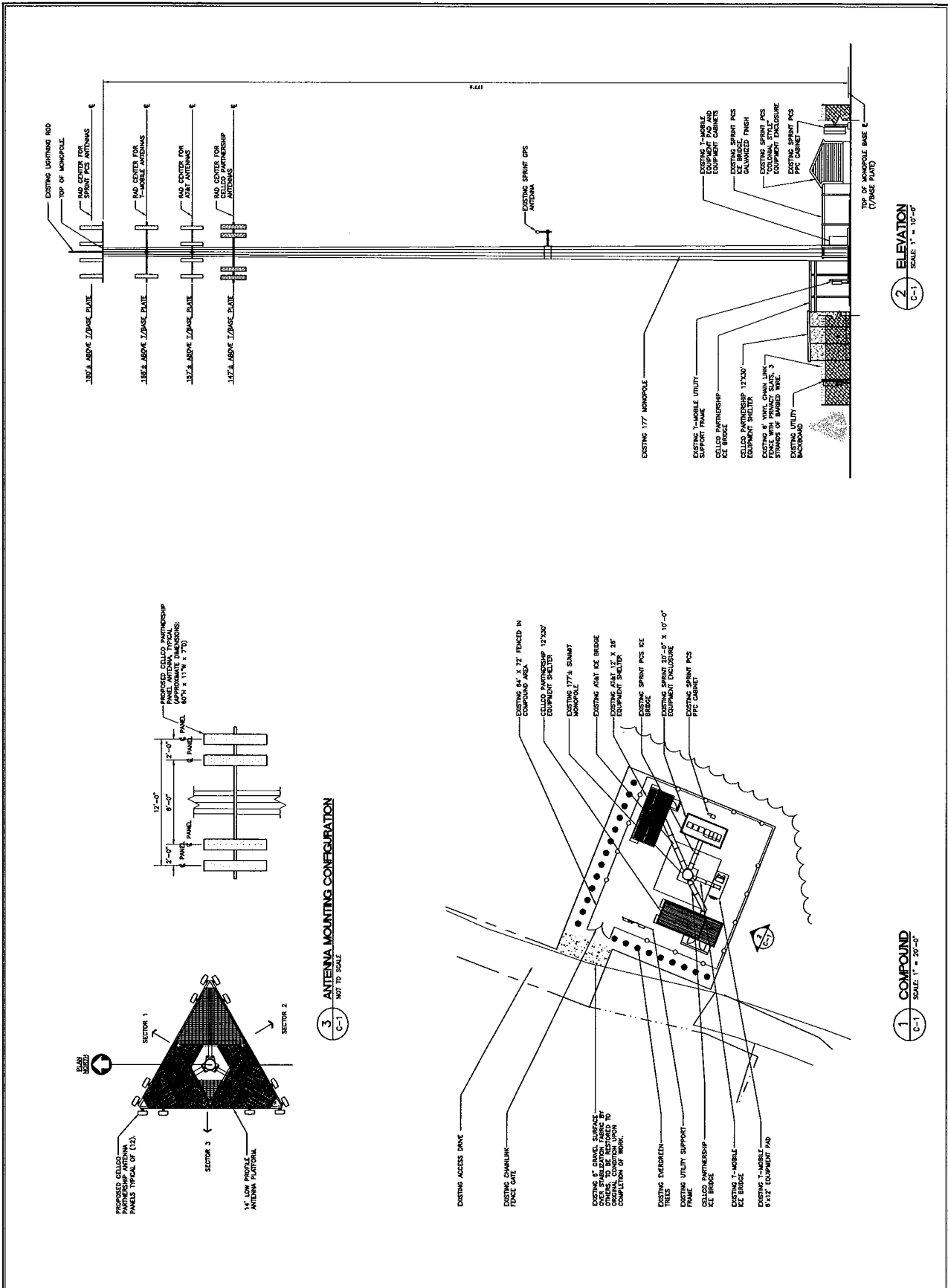
Calico Partnership
d.b.a. Verizon Wireless



PROJECT NO: 03054
DRAWN BY: KC
CHECKED BY: AAJ
SCALE: AS NOTED
DATE: 07/14/03

COMPUND PLAN AND ELEVATION

C-1
DWG. 2 OF 2



3 ANTENNA MOUNTING CONFIGURATION
NOT TO SCALE

1 COMPOUND
SCALE: 1" = 20'-0"

2 ELEVATION
SCALE: 1" = 10'-0"

Site Name: Harwinton W, CT
 Cumulative Power Density

Operator	Operating Frequency (MHz)	Number of Trans.	ERP Per Trans. (watts)	Total ERP (watts)	Distance to Target (feet)	Calculated Power Density (mW/cm ²)	Maximum Permissible Exposure* (mW/cm ²)	Fraction of MPE (%)
Sprint PCS	1950	11	222	2442	180	0.0271	1	2.71%
T-Mobile	1935	6	205	1230	168	0.0157	1	1.57%
AT&T	1945	4	200	800	157	0.0117	1	1.17%
Verizon	1970	3	200	600	147	0.0100	1	1.00%
Total Percentage of Maximum Permissible Exposure								6.44%

*Guidelines adopted by the FCC on August 1, 1996, 47 CFR Part 1 based on NCRP Report 86, 1986 and generally on ANSI/IEEE C95.1.1-1992

MHz = Megahertz

mW/cm² = milliwatts per square centimeter

ERP = Effective Radiated Power

Absolute worst case scenario, maximum values used.




1047 N. 204th Avenue
Elkhorn, NE 68022
Ph:402-289-1888
Fax:402-289-1861

SEMAAN ENGINEERING SOLUTIONS

177 ft SUMMIT Monopole Structural Analysis

Prepared for:
Sprint Sites USA
535 East Crescent Ave
Ramsey, NJ 07446

Site: CT33XC111
Verizon
Harwinton, CT



November 19, 2003

10/10/10

Mr. Russ Van Oudenaren
Sprint Sites USA
535 East Crescent Ave
Ramsey, NJ 07446

Re: Site Number CT33XC111 – Harwinton, CT.

Dear Mr. Van Oudenaren:

We have completed the structural analysis for the existing monopole, located at the above referenced site. The purpose of this analysis is to determine that the existing monopole design is in conformance with the EIA/TIA-222-F standard for the proposed antennae loads installation. Refer to the Review and Recommendations section at the end of this report for the analysis results.

Description of Structure:

The structure is a 177 ft SUMMIT Monopole.

Refer to SUMMIT job # 10633 dated August 2, 2000 for a detailed description of the structure.

Method of analysis:

The tower was analyzed using Semaan Engineering Solutions' software suite for communication structures. The structural analysis is performed using the SAPS finite element engine. The method is 3D, non-linear, which accounts for the second order geometric effects due to the displacements. It also treats guys as exact cable elements and therefore is ideal for guyed towers. The analysis was performed in conformance with **EIA/TIA-222-F for a basic wind speed of 80 mph and 1/2" radial ice with reduced wind speed**. Wind is applied to the structure, accessories and antennas.

Structure loading:

Per the loading sheet supplied, the analysis was performed using the following loading: (Proposed loading in bold)

Elev. (ft)	Qty.	Antennas and Mounts	Coax	Owner
180.0	12	DB980H90 Mounted On a Low Profile Platform	(12) 1-5/8	Sprint
168.0	6	RR90-17 Mounted On (3) T-Arms	(12) 1-5/8	VoiceStream
157.0	2	Allgon 7250 Mounted On a Low Profile Platform	(2) 1-5/8	AT&T
157.0	4	Allgon 7143.26 Mounted On a Low Profile Platform	(4) 1-5/8	AT&T
157.0	2	Allgon 7144.26 Mounted On Same Low Profile Platform	(4) 1-5/8	AT&T
157.0	1	Allgon 7262 Mounted On Same Low Profile Platform	(1) 1-5/8	AT&T
147.0	12	DB950G85E-M Mounted On a Low Profile Platform	(12) 1-5/8	Verizon

All new access holes shall be reinforced with welded rims that are compatible with the pole and to be sized and supplied by pole manufacturer.

All transmission lines are assumed running inside of pole shaft.

Results of Analysis:

C.S.G.

Refer to the attached Computer Summary sheets for detailed analysis results.

Structure:

The existing monopole is structurally capable of supporting the existing and proposed antennas. The maximum structure usage is: 97.1%.

Foundation:

Pole Reactions	Original Design Reactions	Current Analysis Reactions	% Of Design
Moment (ft-kips)	3,000.00	2,952.83	98.4
Shear (kips)	24.00	23.37	97.4

The structure base reactions resulting from this analysis do not exceed the ones shown on the original structure drawings.

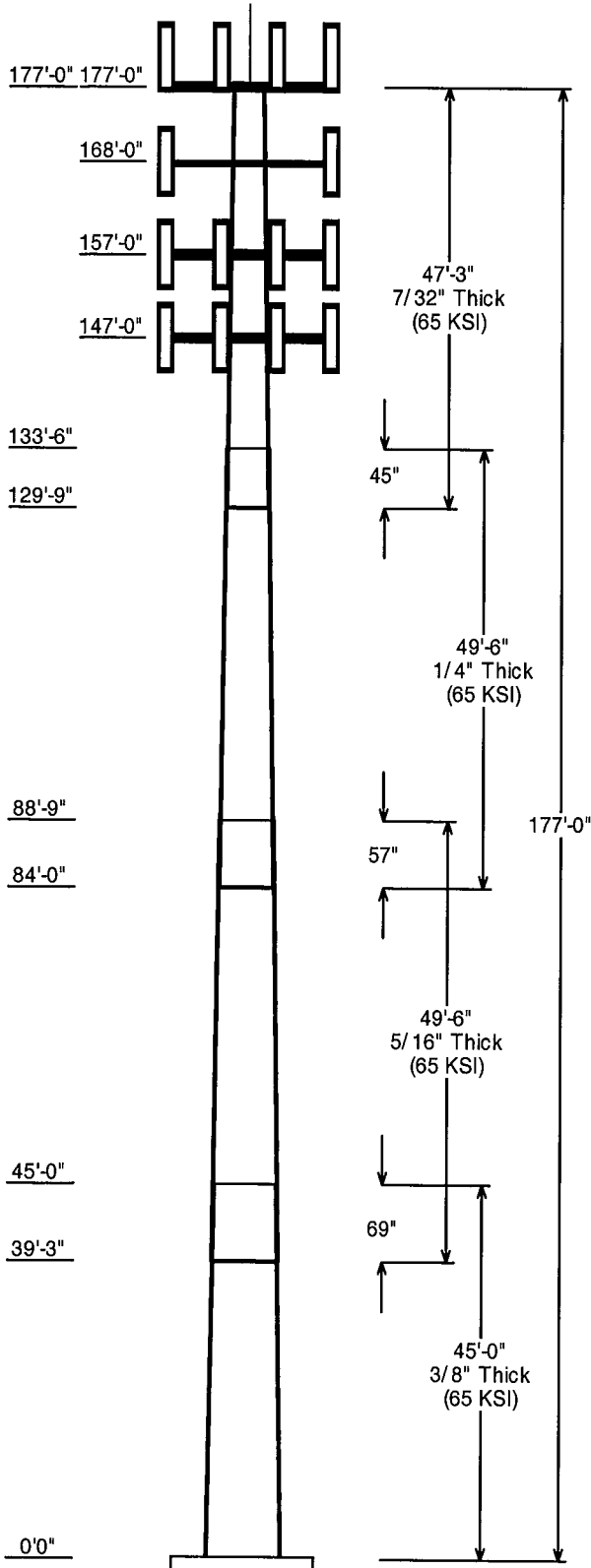
Review and Recommendations:

Based on the analysis results, the existing structure meets the requirements per the EIA/TIA-222-F standards for a basic wind speed of 80 mph and 1/2" radial ice with reduced wind speed.

SEMAAN ENGINEERING SOLUTIONS

1047 N.204th Avenue
 Elkhorn, NE 68022
 Phone: 402-289-1888
 Fax: 402-289-1861

Copyright Semaan Engineering Solutions, Inc



Job Information			
Pole :	CT33XC111		
Description :			
Client :	Sprint Sites USA - NJ		
Location :	Harwinton, CT		
Type :	18 Sides	Base Elev (ft):	0.00
Height :(ft)	177.00	Taper:	0.174986 (in/ft)

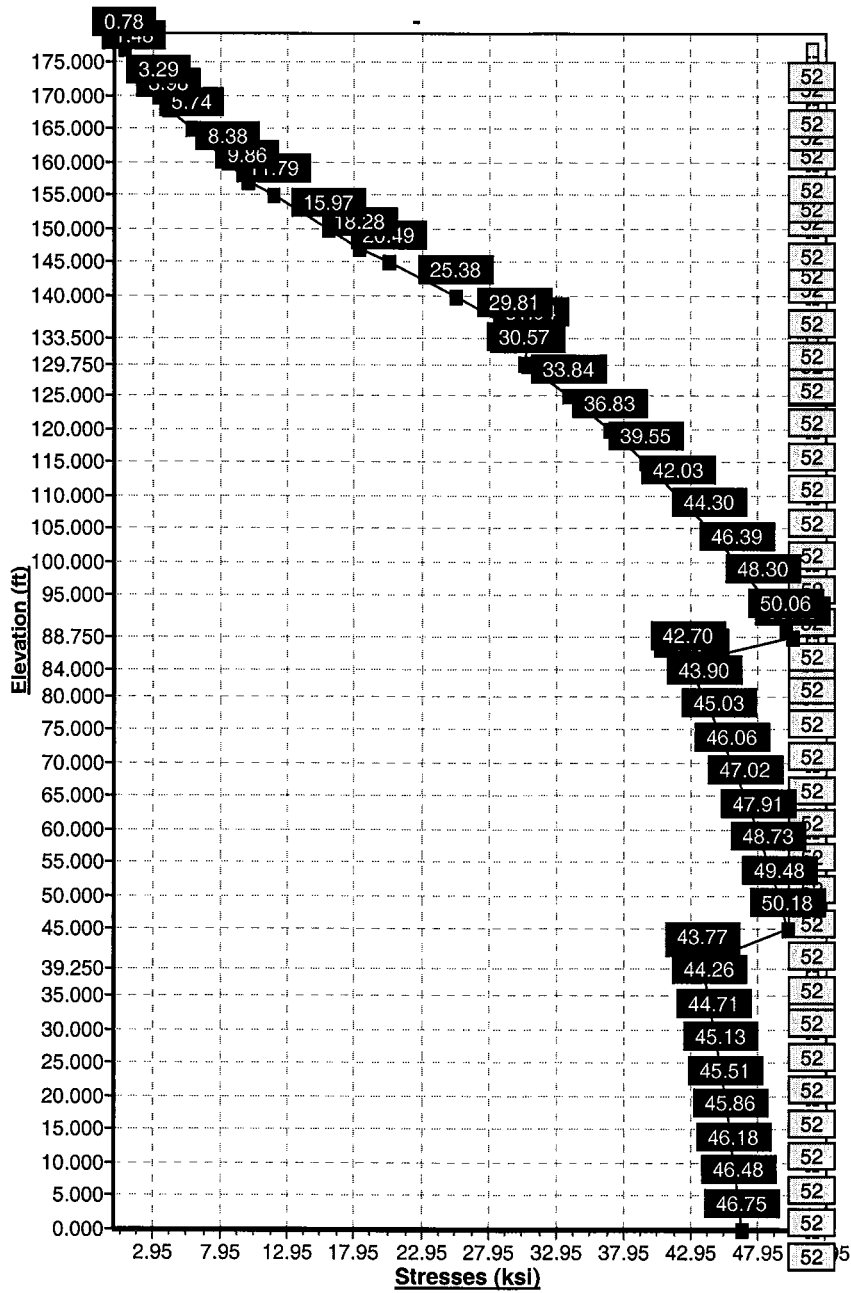
Sections Properties								
Shaft Section	Length (ft)	Diameter (in)		Thick Joint (in)	Type	Overlap Length (in)	Taper (in/ft)	Steel Grade (ksi)
		Across Flats Top	Across Flats Bottom					
1	45.000	43.53	51.41	0.375		0.000	0.174986	65
2	49.500	36.50	45.16	0.313	Slip Joint	69.000	0.174986	65
3	49.500	29.17	37.83	0.250	Slip Joint	57.000	0.174986	65
4	47.250	22.00	30.26	0.219	Slip Joint	45.000	0.174986	65

Discrete Appurtenance				
Attach Elev (ft)	Force Elev (ft)	Type	Qty	Description
177.000	181.000	Lightning	1	lightning rod
177.000	177.000	Platform	1	Low Profile Platform
177.000	180.000	Panel	12	DB980H90
168.000	168.000	Panel	6	RR90-17
168.000	168.000	Straight	3	T-Arms
157.000	157.000	Platform	1	Low Profile Platform
157.000	157.000	Panel	1	Allgon 7262
157.000	157.000	Panel	2	Allgon 7144.26
157.000	157.000	Panel	4	Allgon 7143.26
157.000	157.000	Panel	2	Allgon 7250
147.000	147.000	Panel	12	DB950G85E-M
147.000	147.000	Platform	1	Low Profile Platform

Load Cases / Deflections			
Load Case	Attach Elev (ft)	Translation (in)	Rotation (deg)
No Ice No Ice Wind Speed = 80.00 mph w/ No Ice			
	177.000	153.37	-7.523
	168.000	139.25	-7.484
	157.000	122.19	-7.347
	147.000	107.07	-7.110
Ice Ice Wind Speed = 69.28 mph w/ Ice 0.50 in Thick			
	177.000	131.30	-6.485
	168.000	119.13	-6.450
	157.000	104.42	-6.327
	147.000	91.39	-6.116

Reactions			
Load Case	Moment (Kip-ft)	Shear (Kips)	Axial (Kips)
No Ice	2,952.827	23.366	-27.897
Ice	2,477.820	18.908	-35.480

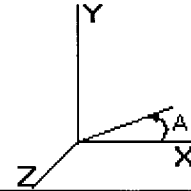
Load Case : No Ice



Pole : CT33XC111
 Location: Harwinton, CT
 Height : 177.0 (ft)
 Shape : 18 Sides
 Base Dia : 51.41 (in)
 Taper : 0.174986 (in/ft)

Sprint Sites USA - NJ

Base Elev : 0.000 (ft)
 Top Dia : 22.00 (in)



Shaft Section Properties

Sect Num	Length (ft)	Thick (in)	Fy (ksi)	Joint Type	Slip Joint Len (in)	Weight (lb)	Bottom						Top						
							Dia (in)	Elev (ft)	Area (sqin)	Ix (in^4)	W/t Ratio	D/t Ratio	Dia (in)	Elev (ft)	Area (sqin)	Ix (in^4)	W/t Ratio	D/t Ratio	Taper (in/ft)
1	45.000	0.3750	65		0.00	8,584	51.41	0.000	60.74	19988.4	22.76	137.0	43.53	45.00	51.37	12090.3	19.06	116.09	0.17499
2	49.500	0.3125	65	Slip Joint	69.00	6,770	45.16	39.25	44.49	11308.5	24.07	144.5	36.50	88.75	35.90	5940.8	19.19	116.82	0.17499
3	49.500	0.2500	65	Slip Joint	57.00	4,445	37.83	84.00	29.82	5323.1	25.28	151.3	29.17	133.5	22.95	2425.9	19.17	116.70	0.17499
4	47.250	0.2188	65	Slip Joint	45.00	2,893	30.26	129.7	20.86	2380.1	22.99	138.3	22.00	177.0	15.12	906.4	16.32	100.57	0.17499
Shaft Weight						22,691													

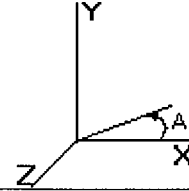
Discrete Appurtenance Properties

Attach Elev (ft)	Description	Qty	Weight (lb)	No Ice CaAa (sf)	CaAa Factor	Weight (lb)	Ice CaAa (sf)	CaAa Factor	Distance From Face (ft)	X Angle (deg)	Vert Ecc (ft)
177.0	lightning rod	1	75.00	0.500	1.00	100.00	1.500	1.00	0.000	0.00	4.000
177.0	Low Profile Platform	1	1300.00	25.550	1.00	2100.00	27.320	1.00	0.000	0.00	0.000
177.0	DB980H90	12	9.00	3.280	0.67	28.00	3.850	0.67	0.000	0.00	3.000
168.0	RR90-17	6	12.00	5.230	0.67	35.00	5.800	0.67	0.000	0.00	0.000
168.0	T-Arms	3	242.00	8.190	0.67	301.00	11.130	0.67	0.000	0.00	0.000
157.0	Low Profile Platform	1	1300.00	25.550	1.00	2100.00	27.320	1.00	0.000	0.00	0.000
157.0	Allgon 7262	1	12.24	2.960	1.00	21.80	3.400	1.00	0.000	0.00	0.000
157.0	Allgon 7144.26	2	31.00	9.000	1.00	70.00	10.400	1.00	0.000	0.00	0.000
157.0	Allgon 7143.26	4	30.90	8.130	1.00	74.56	8.950	1.00	0.000	0.00	0.000
157.0	Allgon 7250	2	16.00	4.300	1.00	36.00	5.000	1.00	0.000	0.00	0.000
147.0	DB950G85E-M	12	11.50	4.236	1.00	33.93	4.815	1.00	0.000	0.00	0.000
147.0	Low Profile Platform	1	1300.00	25.550	1.00	2100.00	27.320	1.00	0.000	0.00	0.000
Totals		46	5248.84			8788.20			Number of Loadings : 12		

Pole : CT33XC111
 Location: Harwinton, CT
 Height : 177.0 (ft)
 Shape : 18 Sides
 Base Dia : 51.41 (in)
 Taper : 0.174986 (in/ft)

Sprint Sites USA - NJ

Base Elev : 0.000 (ft)
 Top Dia : 22.00 (in)



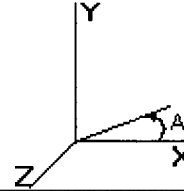
Segment Properties (Max Len : 5 ft)

Seg Elev (ft)	Description	Thick (in)	Dia (in)	Area (in^2)	Ix (in^4)	W/t Ratio	D/t Ratio	Fy (ksi)	Fb (ksi)	Weight (lb)
0.00		0.3750	51.410	60.742	19,988.4	22.76	137.09	65	52	0.0
5.00		0.3750	50.535	59.701	18,977.9	22.35	134.76	65	52	1,024.6
10.00		0.3750	49.660	58.659	18,002.0	21.94	132.43	65	52	1,006.9
15.00		0.3750	48.785	57.618	17,060.2	21.53	130.09	65	52	989.2
20.00		0.3750	47.910	56.577	16,151.8	21.12	127.76	65	52	971.4
25.00		0.3750	47.035	55.535	15,276.3	20.71	125.43	65	52	953.7
30.00		0.3750	46.160	54.494	14,432.9	20.29	123.09	65	52	936.0
35.00		0.3750	45.285	53.453	13,621.2	19.88	120.76	65	52	918.3
39.25	Bot - Section 2	0.3750	44.542	52.568	12,955.7	19.53	118.78	65	52	766.6
40.00		0.3750	44.410	52.411	12,840.5	19.47	118.43	65	52	247.3
45.00	Top - Section 1	0.3125	44.161	43.490	10,564.4	23.51	141.31	65	52	1,630.2
50.00		0.3125	43.286	42.622	9,944.5	23.01	138.51	65	52	732.6
55.00		0.3125	42.411	41.755	9,349.4	22.52	135.71	65	52	717.8
60.00		0.3125	41.536	40.887	8,778.5	22.03	132.91	65	52	703.0
65.00		0.3125	40.661	40.019	8,231.3	21.53	130.11	65	52	688.3
70.00		0.3125	39.786	39.151	7,707.4	21.04	127.31	65	52	673.5
75.00		0.3125	38.911	38.283	7,206.2	20.54	124.52	65	52	658.7
80.00		0.3125	38.036	37.416	6,727.1	20.05	121.72	65	52	644.0
84.00	Bot - Section 3	0.3125	37.336	36.721	6,359.6	19.66	119.48	65	52	504.5
85.00		0.3125	37.161	36.548	6,269.8	19.56	118.92	65	52	225.9
88.75	Top - Section 2	0.2500	37.005	29.164	4,977.7	24.69	148.02	65	52	837.7
90.00		0.2500	36.786	28.990	4,889.4	24.53	147.14	65	52	123.7
95.00		0.2500	35.911	28.296	4,546.5	23.92	143.64	65	52	487.3
100.00		0.2500	35.036	27.602	4,220.0	23.30	140.15	65	52	475.5
105.00		0.2500	34.161	26.908	3,909.5	22.68	136.65	65	52	463.7
110.00		0.2500	33.286	26.213	3,614.6	22.07	133.15	65	52	451.9
115.00		0.2500	32.412	25.519	3,335.0	21.45	129.65	65	52	440.1
120.00		0.2500	31.537	24.825	3,070.1	20.83	126.15	65	52	428.3
125.00		0.2500	30.662	24.131	2,819.7	20.22	122.65	65	52	416.5
129.75	Bot - Section 4	0.2500	29.830	23.471	2,594.8	19.63	119.32	65	52	384.7
130.00		0.2500	29.787	23.437	2,583.3	19.60	119.15	65	52	37.7
133.50	Top - Section 3	0.2188	29.612	20.407	2,227.5	22.46	135.37	65	52	521.8
135.00		0.2188	29.349	20.225	2,168.4	22.25	134.17	65	52	103.7
140.00		0.2188	28.474	19.618	1,978.8	21.54	130.17	65	52	338.9
145.00		0.2188	27.599	19.010	1,800.6	20.84	126.17	65	52	328.6
147.00		0.2188	27.249	18.767	1,732.5	20.55	124.57	65	52	128.5
150.00		0.2188	26.724	18.403	1,633.5	20.13	122.17	65	52	189.7
155.00		0.2188	25.850	17.795	1,477.0	19.43	118.17	65	52	307.9
157.00		0.2188	25.500	17.552	1,417.3	19.14	116.57	65	52	120.3
160.00		0.2188	24.975	17.188	1,330.8	18.72	114.17	65	52	177.3
165.00		0.2188	24.100	16.580	1,194.7	18.02	110.17	65	52	287.3
168.00		0.2188	23.575	16.216	1,117.6	17.59	107.77	65	52	167.4
170.00		0.2188	23.225	15.973	1,068.1	17.31	106.17	65	52	109.5
175.00		0.2188	22.350	15.365	950.8	16.60	102.17	65	52	266.6
177.00		0.2188	22.000	15.122	906.4	16.32	100.57	65	52	103.7

22,691.0

Pole : CT33XC111
 Location: Harwinton, CT
 Height : 177.0 (ft)
 Shape : 18 Sides
 Base Dia : 51.41 (in)
 Taper : 0.174986 (in/ft)

Sprint Sites USA - NJ
 Base Elev : 0.000 (ft)
 Top Dia : 22.00 (in)



Load Case: No Ice	80 mph - No Ice	29 Iterations
Gust Response Factor : 1.69	Effective Wind Speed : 80.00 (mph)	
Dead Load Factor : 1.00		
Wind Load Factor : 1.00		

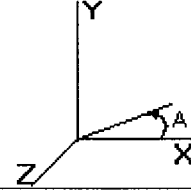
Shaft Forces

Seg Top Elev (ft)	Description	Kz	qz (psf)	qzGh (psf)	C (mph-ft)	Cf	Tributary (ft)	Aa (sf)	CfAa (sf)	Wind Force X (lb)	Wind Force Z (lb)	Weight (lb)
0.00		1.00	16.38	27.68	342.73	0.650	0.00	0.000	0.000	0.00	0.00	0.0
5.00		1.00	16.38	27.68	336.90	0.650	5.00	21.239	13.805	382.25	0.00	1,024.6
10.00		1.00	16.38	27.68	331.07	0.650	5.00	20.874	13.568	375.69	0.00	1,006.9
15.00		1.00	16.38	27.68	325.23	0.650	5.00	20.509	13.331	369.12	0.00	989.2
20.00		1.00	16.38	27.68	319.40	0.650	5.00	20.145	13.094	362.56	0.00	971.4
25.00		1.00	16.38	27.68	313.57	0.650	5.00	19.780	12.857	356.00	0.00	953.7
30.00		1.00	16.38	27.68	307.74	0.650	5.00	19.416	12.620	349.44	0.00	936.0
35.00		1.01	16.66	28.15	304.45	0.650	5.00	19.051	12.383	348.69	0.00	918.3
39.25	Bot - Section 2	1.05	17.21	29.09	304.39	0.650	4.25	15.907	10.339	300.83	0.00	766.6
40.00		1.05	17.31	29.25	304.32	0.650	0.75	2.819	1.832	53.60	0.00	247.3
45.00	Top - Section 1	1.09	17.90	30.25	303.39	0.650	5.00	18.582	12.079	365.43	0.00	1,630.2
50.00		1.12	18.44	31.17	306.22	0.650	5.00	18.218	11.842	369.21	0.00	732.6
55.00		1.15	18.95	32.04	304.14	0.650	5.00	17.853	11.605	371.81	0.00	717.8
60.00		1.18	19.43	32.84	301.59	0.650	5.00	17.489	11.368	373.39	0.00	703.0
65.00		1.21	19.88	33.60	298.64	0.650	5.00	17.124	11.131	374.06	0.00	688.3
70.00		1.24	20.31	34.32	295.32	0.650	5.00	16.760	10.894	373.94	0.00	673.5
75.00		1.26	20.71	35.00	291.69	0.650	5.00	16.395	10.657	373.08	0.00	658.7
80.00		1.28	21.10	35.66	287.77	0.650	5.00	16.031	10.420	371.58	0.00	644.0
84.00	Bot - Section 3	1.30	21.39	36.16	284.45	0.650	4.00	12.562	8.165	295.27	0.00	504.5
85.00		1.31	21.46	36.28	283.59	0.650	1.00	3.146	2.045	74.19	0.00	225.9
88.75	Top - Section 2	1.32	21.73	36.73	280.31	0.650	3.75	11.667	7.583	278.56	0.00	837.7
90.00		1.33	21.82	36.88	283.04	0.650	1.25	3.843	2.498	92.13	0.00	123.7
95.00		1.35	22.16	37.45	278.45	0.650	5.00	15.145	9.844	368.72	0.00	487.3
100.00		1.37	22.49	38.00	273.66	0.650	5.00	14.781	9.607	365.16	0.00	475.5
105.00		1.39	22.80	38.54	268.69	0.650	5.00	14.416	9.371	361.15	0.00	463.7
110.00		1.41	23.11	39.05	263.56	0.650	5.00	14.052	9.134	356.73	0.00	451.9
115.00		1.42	23.40	39.55	258.26	0.650	5.00	13.687	8.897	351.92	0.00	440.1
120.00		1.44	23.69	40.04	252.82	0.650	5.00	13.323	8.660	346.73	0.00	428.3
125.00		1.46	23.97	40.51	247.25	0.650	5.00	12.958	8.423	341.20	0.00	416.5
129.75	Bot - Section 4	1.47	24.22	40.94	241.83	0.650	4.75	11.972	7.782	318.63	0.00	384.7
130.00		1.48	24.24	40.96	241.54	0.650	0.25	0.630	0.410	16.78	0.00	37.7
133.50	Top - Section 3	1.49	24.42	41.27	237.48	0.650	3.50	8.726	5.672	234.13	0.00	521.8
135.00		1.49	24.50	41.41	239.28	0.650	1.50	3.685	2.395	99.19	0.00	103.7
140.00		1.51	24.75	41.84	233.36	0.650	5.00	12.047	7.830	327.64	0.00	338.9
145.00		1.52	25.00	42.26	227.32	0.650	5.00	11.682	7.593	320.93	0.00	328.6
147.00	Appertunance(s)	1.53	25.10	42.43	224.88	0.650	2.00	4.571	2.971	126.06	0.00	128.5
150.00		1.54	25.25	42.67	221.19	0.650	3.00	6.747	4.385	187.15	0.00	189.7
155.00		1.55	25.49	43.07	214.95	0.650	5.00	10.953	7.119	306.69	0.00	307.9
157.00	Appertunance(s)	1.56	25.58	43.23	212.43	0.650	2.00	4.279	2.781	120.26	0.00	120.3
160.00		1.57	25.72	43.47	208.62	0.650	3.00	6.309	4.101	178.27	0.00	177.3
165.00		1.58	25.94	43.85	202.20	0.650	5.00	10.224	6.645	291.43	0.00	287.3
168.00	Appertunance(s)	1.59	26.08	44.08	198.30	0.650	3.00	5.959	3.874	170.75	0.00	167.4
170.00		1.59	26.17	44.23	195.69	0.650	2.00	3.900	2.535	112.12	0.00	109.5
175.00		1.61	26.38	44.59	189.10	0.650	5.00	9.495	6.172	275.24	0.00	266.6
177.00	Appertunance(s)	1.61	26.47	44.74	186.44	0.650	2.00	3.696	2.402	107.48	0.00	103.7
Totals:							177.00			12,295.24	0.00	22,691.0

Pole : CT33XC111
 Location: Harwinton, CT
 Height : 177.0 (ft)
 Shape : 18 Sides
 Base Dia : 51.41 (in)
 Taper : 0.174986 (in/ft)

Sprint Sites USA - NJ

Base Elev : 0.000 (ft)
 Top Dia : 22.00 (in)



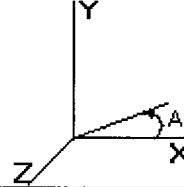
Load Case: No Ice	80 mph - No Ice	29 Iterations
Gust Response Factor : 1.69	Effective Wind Speed : 80.00 (mph)	
Dead Load Factor : 1.00		
Wind Load Factor : 1.00		

Discrete Appurtenance Forces

Elev (ft)	Description	Qty	qz (psf)	qzGh (psf)	Total CaAa (sf)	CaAa Factor	Horiz Ecc (ft)	Vert Ecc (ft)	X Angle (deg)	Wind Force X (lb)	Wind Force Z (lb)	Mom X (lb-ft)	Mom Y (lb-ft)	Mom Z (lb-ft)	Weight (lb)
147.00	DB950G85E-M	12	25.10	42.43	50.832	1.000	0.000	0.0	0.0	2156.83	0.00	0.00	0.00	0.00	138.0
147.00	Low Profile Platform	1	25.10	42.43	25.550	1.000	0.000	0.0	0.0	1084.10	0.00	0.00	0.00	0.00	1300.0
157.00	Low Profile Platform	1	25.58	43.23	25.550	1.000	0.000	0.0	0.0	1104.68	0.00	0.00	0.00	0.00	1300.0
157.00	Allgon 7262	1	25.58	43.23	2.960	1.000	0.000	0.0	0.0	127.98	0.00	0.00	0.00	0.00	12.2
157.00	Allgon 7144.26	2	25.58	43.23	18.000	1.000	0.000	0.0	0.0	778.25	0.00	0.00	0.00	0.00	62.0
157.00	Allgon 7143.26	4	25.58	43.23	32.520	1.000	0.000	0.0	0.0	1406.03	0.00	0.00	0.00	0.00	123.6
157.00	Allgon 7250	2	25.58	43.23	8.600	1.000	0.000	0.0	0.0	371.83	0.00	0.00	0.00	0.00	32.0
168.00	RR90-17	6	26.08	44.08	20.930	0.667	0.000	0.0	0.0	922.63	0.00	0.00	0.00	0.00	72.0
168.00	T-Arms	3	26.08	44.08	16.388	0.667	0.000	0.0	0.0	722.40	0.00	0.00	0.00	0.00	726.0
177.00	lightning rod	1	26.64	45.02	0.500	1.000	0.000	4.0	0.0	22.51	0.00	0.00	0.00	90.06	75.0
177.00	Low Profile Platform	1	26.47	44.74	25.550	1.000	0.000	0.0	0.0	1143.18	0.00	0.00	0.00	0.00	1300.0
177.00	DB980H90	12	26.60	44.95	26.253	0.667	0.000	3.0	0.0	1180.29	0.00	0.00	0.00	3540.88	108.0
										11,020.7	0.00				5,248.8

Pole : CT33XC111
 Location: Harwinton, CT
 Height : 177.0 (ft)
 Shape : 18 Sides
 Base Dia : 51.41 (in)
 Taper : 0.174986 (in/ft)

Sprint Sites USA - NJ
 Base Elev : 0.000 (ft)
 Top Dia : 22.00 (in)



Load Case: No Ice	80 mph - No Ice	29 Iterations
Gust Response Factor : 1.69	Effective Wind Speed : 80.00 (mph)	
Dead Load Factor : 1.00		
Wind Load Factor : 1.00		

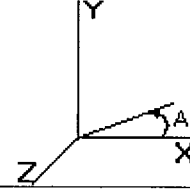
Applied Forces Summary

Seg Elev (ft)	X Coord (ft)	Z Coord (ft)	Lateral FX (-) (lb)	Axial FY (-) (lb)	Lateral FZ (lb)	Moment MX (lb-ft)	Torsion MY (lb-ft)	Moment MZ (lb-ft)
0.00	0.00	0.00	0.00	0.00	0.00	0.00	0.00	0.00
5.00	0.00	0.00	382.25	1,024.60	0.00	0.00	0.00	0.00
10.00	0.00	0.00	375.69	1,006.88	0.00	0.00	0.00	0.00
15.00	0.00	0.00	369.12	989.17	0.00	0.00	0.00	0.00
20.00	0.00	0.00	362.56	971.45	0.00	0.00	0.00	0.00
25.00	0.00	0.00	356.00	953.73	0.00	0.00	0.00	0.00
30.00	0.00	0.00	349.44	936.01	0.00	0.00	0.00	0.00
35.00	0.00	0.00	348.69	918.30	0.00	0.00	0.00	0.00
39.25	0.00	0.00	300.83	766.62	0.00	0.00	0.00	0.00
40.00	0.00	0.00	53.60	247.33	0.00	0.00	0.00	0.00
45.00	0.00	0.00	365.43	1,630.18	0.00	0.00	0.00	0.00
50.00	0.00	0.00	369.21	732.56	0.00	0.00	0.00	0.00
55.00	0.00	0.00	371.81	717.79	0.00	0.00	0.00	0.00
60.00	0.00	0.00	373.39	703.03	0.00	0.00	0.00	0.00
65.00	0.00	0.00	374.06	688.26	0.00	0.00	0.00	0.00
70.00	0.00	0.00	373.94	673.50	0.00	0.00	0.00	0.00
75.00	0.00	0.00	373.08	658.73	0.00	0.00	0.00	0.00
80.00	0.00	0.00	371.58	643.97	0.00	0.00	0.00	0.00
84.00	0.00	0.00	295.27	504.54	0.00	0.00	0.00	0.00
85.00	0.00	0.00	74.19	225.91	0.00	0.00	0.00	0.00
88.75	0.00	0.00	278.56	837.68	0.00	0.00	0.00	0.00
90.00	0.00	0.00	92.13	123.68	0.00	0.00	0.00	0.00
95.00	0.00	0.00	368.72	487.33	0.00	0.00	0.00	0.00
100.00	0.00	0.00	365.16	475.52	0.00	0.00	0.00	0.00
105.00	0.00	0.00	361.15	463.71	0.00	0.00	0.00	0.00
110.00	0.00	0.00	356.73	451.90	0.00	0.00	0.00	0.00
115.00	0.00	0.00	351.92	440.09	0.00	0.00	0.00	0.00
120.00	0.00	0.00	346.73	428.28	0.00	0.00	0.00	0.00
125.00	0.00	0.00	341.20	416.46	0.00	0.00	0.00	0.00
129.75	0.00	0.00	318.63	384.70	0.00	0.00	0.00	0.00
130.00	0.00	0.00	16.78	37.69	0.00	0.00	0.00	0.00
133.50	0.00	0.00	234.13	521.81	0.00	0.00	0.00	0.00
135.00	0.00	0.00	99.19	103.70	0.00	0.00	0.00	0.00
140.00	0.00	0.00	327.64	338.94	0.00	0.00	0.00	0.00
145.00	0.00	0.00	320.93	328.60	0.00	0.00	0.00	0.00
147.00	0.00	0.00	3,366.99	1,566.55	0.00	0.00	0.00	0.00
150.00	0.00	0.00	187.15	189.72	0.00	0.00	0.00	0.00
155.00	0.00	0.00	306.69	307.93	0.00	0.00	0.00	0.00
157.00	0.00	0.00	3,909.02	1,650.12	0.00	0.00	0.00	0.00
160.00	0.00	0.00	178.27	177.32	0.00	0.00	0.00	0.00
165.00	0.00	0.00	291.43	287.26	0.00	0.00	0.00	0.00
168.00	0.00	0.00	1,815.78	965.40	0.00	0.00	0.00	0.00
170.00	0.00	0.00	112.12	109.53	0.00	0.00	0.00	0.00
175.00	0.00	0.00	275.24	266.59	0.00	0.00	0.00	0.00
177.00	0.00	0.00	2,453.47	1,586.74	0.00	0.00	0.00	3,630.94
Totals:			23,315.95	27,939.79	0.00	0.00	0.00	3,630.94

Pole : CT33XC111
 Location: Harwinton, CT
 Height : 177.0 (ft)
 Shape : 18 Sides
 Base Dia : 51.41 (in)
 Taper : 0.174986 (in/ft)

Sprint Sites USA - NJ

Base Elev : 0.000 (ft)
 Top Dia : 22.00 (in)



Load Case: No Ice 80 mph - No Ice 29 Iterations

Gust Response Factor : 1.69 Effective Wind Speed : 80.00 (mph)

Dead Load Factor : 1.00

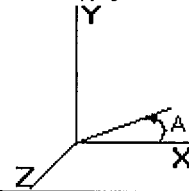
Wind Load Factor : 1.00

Calculated Forces and Deflections

Seg Elev (ft)	Lateral FX (-) (kips)	Axial FY (-) (kips)	Lateral FZ (kips)	Moment MX (ft-kips)	Torsion MY (ft-kips)	Moment MZ (ft-kips)	X Deflect (in)	Z Deflect (in)	Total Deflect (in)	Rotation (deg)
0.00	23.366	27.897	0.000	0.000	0.000	2,952.827	0.000	0.000	0.000	0.000
5.00	23.079	26.790	0.000	0.000	0.000	2,835.997	-0.110	0.000	0.110	-0.206
10.00	22.792	25.702	0.000	0.000	0.000	2,720.603	-0.437	0.000	0.437	-0.414
15.00	22.505	24.633	0.000	0.000	0.000	2,606.644	-0.984	0.000	0.984	-0.625
20.00	22.218	23.584	0.000	0.000	0.000	2,494.119	-1.752	0.000	1.752	-0.837
25.00	21.932	22.553	0.000	0.000	0.000	2,383.029	-2.743	0.000	2.743	-1.052
30.00	21.645	21.543	0.000	0.000	0.000	2,273.372	-3.961	0.000	3.961	-1.269
35.00	21.348	20.557	0.000	0.000	0.000	2,165.146	-5.407	0.000	5.407	-1.488
39.25	21.064	19.759	0.000	0.000	0.000	2,074.419	-6.817	0.000	6.817	-1.676
40.00	21.047	19.466	0.000	0.000	0.000	2,058.621	-7.083	0.000	7.083	-1.710
45.00	20.699	17.768	0.000	0.000	0.000	1,953.388	-8.992	0.000	8.992	-1.932
50.00	20.376	16.963	0.000	0.000	0.000	1,849.892	-11.135	0.000	11.135	-2.156
55.00	20.048	16.171	0.000	0.000	0.000	1,748.016	-13.530	0.000	13.530	-2.413
60.00	19.714	15.396	0.000	0.000	0.000	1,647.774	-16.194	0.000	16.194	-2.672
65.00	19.373	14.639	0.000	0.000	0.000	1,549.206	-19.130	0.000	19.130	-2.931
70.00	19.027	13.901	0.000	0.000	0.000	1,452.342	-22.336	0.000	22.336	-3.190
75.00	18.676	13.181	0.000	0.000	0.000	1,357.208	-25.814	0.000	25.814	-3.449
80.00	18.316	12.487	0.000	0.000	0.000	1,263.829	-29.563	0.000	29.563	-3.708
84.00	18.015	11.962	0.000	0.000	0.000	1,190.567	-32.756	0.000	32.756	-3.915
85.00	17.951	11.703	0.000	0.000	0.000	1,172.553	-33.581	0.000	33.581	-3.968
88.75	17.638	10.848	0.000	0.000	0.000	1,105.239	-36.774	0.000	36.774	-4.162
90.00	17.572	10.674	0.000	0.000	0.000	1,083.192	-37.872	0.000	37.872	-4.228
95.00	17.220	10.126	0.000	0.000	0.000	995.335	-42.457	0.000	42.457	-4.530
100.00	16.867	9.595	0.000	0.000	0.000	909.236	-47.356	0.000	47.356	-4.828
105.00	16.513	9.082	0.000	0.000	0.000	824.902	-52.564	0.000	52.564	-5.120
110.00	16.159	8.585	0.000	0.000	0.000	742.339	-58.072	0.000	58.072	-5.405
115.00	15.804	8.107	0.000	0.000	0.000	661.547	-63.874	0.000	63.874	-5.682
120.00	15.451	7.646	0.000	0.000	0.000	582.527	-69.957	0.000	69.957	-5.947
125.00	15.097	7.205	0.000	0.000	0.000	505.275	-76.311	0.000	76.311	-6.199
129.75	14.752	6.828	0.000	0.000	0.000	433.563	-82.582	0.000	82.582	-6.424
130.00	14.741	6.771	0.000	0.000	0.000	429.875	-82.918	0.000	82.918	-6.436
133.50	14.461	6.251	0.000	0.000	0.000	378.281	-87.685	0.000	87.685	-6.592
135.00	14.366	6.124	0.000	0.000	0.000	356.589	-89.763	0.000	89.763	-6.656
140.00	14.021	5.779	0.000	0.000	0.000	284.759	-96.834	0.000	96.834	-6.867
145.00	13.674	5.463	0.000	0.000	0.000	214.657	-104.108	0.000	104.108	-7.046
147.00	10.145	4.311	0.000	0.000	0.000	187.310	-107.066	0.000	107.066	-7.110
150.00	9.943	4.128	0.000	0.000	0.000	156.876	-111.550	0.000	111.550	-7.194
155.00	9.605	3.849	0.000	0.000	0.000	107.162	-119.130	0.000	119.130	-7.309
157.00	5.519	2.707	0.000	0.000	0.000	87.953	-122.192	0.000	122.192	-7.347
160.00	5.322	2.549	0.000	0.000	0.000	71.396	-126.812	0.000	126.812	-7.395
165.00	4.998	2.298	0.000	0.000	0.000	44.786	-134.570	0.000	134.570	-7.457
168.00	3.072	1.576	0.000	0.000	0.000	29.793	-139.252	0.000	139.252	-7.484
170.00	2.947	1.481	0.000	0.000	0.000	23.648	-142.381	0.000	142.381	-7.497
175.00	2.640	1.252	0.000	0.000	0.000	8.911	-150.224	0.000	150.224	-7.519
177.00	2.453	0.000	0.000	0.000	0.000	3.631	-153.365	0.000	153.365	-7.523

Pole : CT33XC111
 Location: Harwinton, CT
 Height : 177.0 (ft)
 Shape : 18 Sides
 Base Dia : 51.41 (in)
 Taper : 0.174986 (in/ft)

Sprint Sites USA - NJ
 Base Elev : 0.000 (ft)
 Top Dia : 22.00 (in)



Load Case: No Ice 80 mph - No Ice 29 Iterations

Gust Response Factor : 1.69 Effective Wind Speed : 80.00 (mph)

Dead Load Factor : 1.00

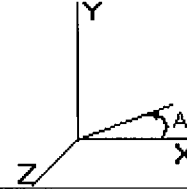
Wind Load Factor : 1.00

Calculated Stresses

Seg Elev (ft)	Applied Stresses							Allowable Stress (Fb) (ksi)	Stress Ratio
	Axial (Y) (ksi)	Shear (X) (ksi)	Shear (Z) (ksi)	Torsion (ksi)	Bending (X) (ksi)	Bending (Z) (ksi)	Combined (ksi)		
0.00	0.459	0.775	0.000	0.000	0.000	46.271	46.749	52.0	0.899
5.00	0.449	0.779	0.000	0.000	0.000	46.010	46.478	52.0	0.894
10.00	0.438	0.783	0.000	0.000	0.000	45.725	46.183	52.0	0.889
15.00	0.428	0.787	0.000	0.000	0.000	45.413	45.861	52.0	0.882
20.00	0.417	0.791	0.000	0.000	0.000	45.074	45.511	52.0	0.876
25.00	0.406	0.796	0.000	0.000	0.000	44.703	45.130	52.0	0.868
30.00	0.395	0.801	0.000	0.000	0.000	44.298	44.715	52.0	0.860
35.00	0.385	0.805	0.000	0.000	0.000	43.856	44.263	52.0	0.852
39.25	0.376	0.808	0.000	0.000	0.000	43.451	43.849	52.0	0.844
40.00	0.371	0.809	0.000	0.000	0.000	43.379	43.773	52.0	0.842
45.00	0.409	0.959	0.000	0.000	0.000	49.748	50.184	52.0	0.966
50.00	0.398	0.963	0.000	0.000	0.000	49.057	49.484	52.0	0.952
55.00	0.387	0.968	0.000	0.000	0.000	48.310	48.726	52.0	0.937
60.00	0.377	0.972	0.000	0.000	0.000	47.501	47.907	52.0	0.922
65.00	0.366	0.976	0.000	0.000	0.000	46.625	47.021	52.0	0.905
70.00	0.355	0.979	0.000	0.000	0.000	45.676	46.063	52.0	0.886
75.00	0.344	0.983	0.000	0.000	0.000	44.649	45.026	52.0	0.866
80.00	0.334	0.987	0.000	0.000	0.000	43.536	43.903	52.0	0.845
84.00	0.326	0.989	0.000	0.000	0.000	42.585	42.945	52.0	0.826
85.00	0.320	0.990	0.000	0.000	0.000	42.341	42.696	52.0	0.821
88.75	0.372	1.219	0.000	0.000	0.000	50.059	50.475	52.0	0.971
90.00	0.368	1.222	0.000	0.000	0.000	49.652	50.065	52.0	0.963
95.00	0.358	1.227	0.000	0.000	0.000	47.899	48.304	52.0	0.929
100.00	0.348	1.232	0.000	0.000	0.000	45.992	46.389	52.0	0.893
105.00	0.338	1.237	0.000	0.000	0.000	43.915	44.305	52.0	0.852
110.00	0.328	1.242	0.000	0.000	0.000	41.649	42.032	52.0	0.809
115.00	0.318	1.248	0.000	0.000	0.000	39.171	39.548	52.0	0.761
120.00	0.308	1.254	0.000	0.000	0.000	36.456	36.828	52.0	0.709
125.00	0.299	1.261	0.000	0.000	0.000	33.475	33.844	52.0	0.651
129.75	0.291	1.267	0.000	0.000	0.000	30.368	30.737	52.0	0.591
130.00	0.289	1.268	0.000	0.000	0.000	30.199	30.567	52.0	0.588
133.50	0.306	1.428	0.000	0.000	0.000	30.638	31.043	52.0	0.597
135.00	0.303	1.432	0.000	0.000	0.000	29.405	29.812	52.0	0.574
140.00	0.295	1.440	0.000	0.000	0.000	24.965	25.382	52.0	0.488
145.00	0.287	1.450	0.000	0.000	0.000	20.046	20.487	52.0	0.394
147.00	0.230	1.089	0.000	0.000	0.000	17.950	18.277	52.0	0.352
150.00	0.224	1.089	0.000	0.000	0.000	15.637	15.973	52.0	0.307
155.00	0.216	1.088	0.000	0.000	0.000	11.427	11.794	52.0	0.227
157.00	0.154	0.634	0.000	0.000	0.000	9.641	9.856	52.0	0.190
160.00	0.148	0.624	0.000	0.000	0.000	8.163	8.381	52.0	0.161
165.00	0.139	0.607	0.000	0.000	0.000	5.504	5.740	52.0	0.110
168.00	0.097	0.382	0.000	0.000	0.000	3.829	3.981	52.0	0.077
170.00	0.093	0.372	0.000	0.000	0.000	3.133	3.289	52.0	0.063
175.00	0.081	0.346	0.000	0.000	0.000	1.276	1.484	52.0	0.029
177.00	0.000	0.327	0.000	0.000	0.000	0.537	0.780	52.0	0.015

Pole : CT33XC111
 Location: Harwinton, CT
 Height : 177.0 (ft)
 Shape : 18 Sides
 Base Dia : 51.41 (in)
 Taper : 0.174986 (in/ft)

Sprint Sites USA - NJ
 Base Elev : 0.000 (ft)
 Top Dia : 22.00 (in)



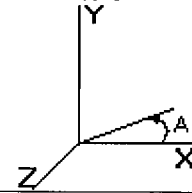
Load Case: Ice	80 mph - With Ice - Ice Thickness = 0.5 in	29 Iterations
Gust Response Factor : 1.69	Effective Wind Speed : 69.28 (mph)	
Dead Load Factor : 1.00		
Wind Load Factor : 1.00		

Shaft Forces

Seg Top	Elev (ft)	Description	Kz	qz (psf)	qzGh (psf)	C (mph-ft)	Cf	Tributary (ft)	Aa (sf)	CfAa (sf)	Wind Force X (lb)	Wind Force Z (lb)	Weight (lb)
	0.00		1.00	12.28	20.76	296.81	0.650	0.00	0.000	0.000	0.00	0.00	0.0
	5.00		1.00	12.28	20.76	291.76	0.650	5.00	21.655	14.076	292.29	0.00	1,182.1
	10.00		1.00	12.28	20.76	286.70	0.650	5.00	21.291	13.839	287.37	0.00	1,161.7
	15.00		1.00	12.28	20.76	281.65	0.650	5.00	20.926	13.602	282.45	0.00	1,141.2
	20.00		1.00	12.28	20.76	276.60	0.650	5.00	20.562	13.365	277.53	0.00	1,120.8
	25.00		1.00	12.28	20.76	271.55	0.650	5.00	20.197	13.128	272.61	0.00	1,100.4
	30.00		1.00	12.28	20.76	266.50	0.650	5.00	19.832	12.891	267.69	0.00	1,080.0
	35.00		1.01	12.49	21.11	263.65	0.650	5.00	19.468	12.654	267.22	0.00	1,059.6
	39.25	Bot - Section 2	1.05	12.91	21.82	263.61	0.650	4.25	16.261	10.570	230.64	0.00	884.8
	40.00		1.05	12.98	21.93	263.54	0.650	0.75	2.881	1.873	41.09	0.00	268.4
	45.00	Top - Section 1	1.09	13.42	22.69	262.73	0.650	5.00	18.999	12.349	280.20	0.00	1,768.0
	50.00		1.12	13.83	23.38	265.19	0.650	5.00	18.635	12.112	283.23	0.00	867.7
	55.00		1.15	14.21	24.02	263.39	0.650	5.00	18.270	11.876	285.35	0.00	850.2
	60.00		1.18	14.57	24.63	261.18	0.650	5.00	17.906	11.639	286.70	0.00	832.7
	65.00		1.21	14.91	25.20	258.62	0.650	5.00	17.541	11.402	287.36	0.00	815.3
	70.00		1.24	15.23	25.74	255.75	0.650	5.00	17.176	11.165	287.41	0.00	797.8
	75.00		1.26	15.53	26.25	252.60	0.650	5.00	16.812	10.928	286.91	0.00	780.3
	80.00		1.28	15.82	26.74	249.21	0.650	5.00	16.447	10.691	285.91	0.00	762.9
	84.00	Bot - Section 3	1.30	16.04	27.11	246.33	0.650	4.00	12.895	8.382	227.31	0.00	597.9
	85.00		1.31	16.10	27.21	245.59	0.650	1.00	3.229	2.099	57.11	0.00	249.5
	88.75	Top - Section 2	1.32	16.30	27.54	242.75	0.650	3.75	11.979	7.786	214.50	0.00	924.5
	90.00		1.33	16.36	27.65	245.11	0.650	1.25	3.947	2.566	70.97	0.00	152.4
	95.00		1.35	16.62	28.09	241.13	0.650	5.00	15.562	10.115	284.13	0.00	599.7
	100.00		1.37	16.86	28.50	236.99	0.650	5.00	15.197	9.878	281.57	0.00	585.2
	105.00		1.39	17.10	28.90	232.69	0.650	5.00	14.833	9.641	278.68	0.00	570.7
	110.00		1.41	17.33	29.29	228.24	0.650	5.00	14.468	9.404	275.47	0.00	556.2
	115.00		1.42	17.55	29.66	223.66	0.650	5.00	14.104	9.167	271.96	0.00	541.6
	120.00		1.44	17.76	30.02	218.95	0.650	5.00	13.739	8.930	268.17	0.00	527.1
	125.00		1.46	17.97	30.38	214.12	0.650	5.00	13.375	8.694	264.12	0.00	512.6
	129.75	Bot - Section 4	1.47	18.16	30.70	209.43	0.650	4.75	12.368	8.039	246.86	0.00	473.6
	130.00		1.48	18.17	30.72	209.18	0.650	0.25	0.651	0.423	13.00	0.00	42.4
	133.50	Top - Section 3	1.49	18.31	30.95	205.65	0.650	3.50	9.018	5.862	181.46	0.00	586.8
	135.00		1.49	18.37	31.05	207.22	0.650	1.50	3.810	2.477	76.91	0.00	131.3
	140.00		1.51	18.56	31.38	202.09	0.650	5.00	12.463	8.101	254.22	0.00	428.3
	145.00		1.52	18.75	31.69	196.86	0.650	5.00	12.099	7.864	249.27	0.00	415.3
	147.00	Appertunance(s)	1.53	18.82	31.82	194.75	0.650	2.00	4.737	3.079	97.99	0.00	162.8
	150.00		1.54	18.93	32.00	191.55	0.650	3.00	6.997	4.548	145.56	0.00	240.1
	155.00		1.55	19.11	32.30	186.15	0.650	5.00	11.370	7.390	238.75	0.00	389.2
	157.00	Appertunance(s)	1.56	19.18	32.42	183.96	0.650	2.00	4.446	2.890	93.70	0.00	152.4
	160.00		1.57	19.29	32.60	180.66	0.650	3.00	6.559	4.264	139.00	0.00	224.5
	165.00		1.58	19.46	32.88	175.10	0.650	5.00	10.640	6.916	227.47	0.00	363.2
	168.00	Appertunance(s)	1.59	19.56	33.05	171.73	0.650	3.00	6.209	4.036	133.43	0.00	212.0
	170.00		1.59	19.62	33.17	169.47	0.650	2.00	4.067	2.643	87.68	0.00	138.8
	175.00		1.61	19.79	33.44	163.76	0.650	5.00	9.911	6.442	215.47	0.00	337.1
	177.00	Appertunance(s)	1.61	19.85	33.55	161.46	0.650	2.00	3.862	2.511	84.24	0.00	131.5
Totals:								177.00			9,480.94	0.00	26,720.7

Pole : CT33XC111
 Location: Harwinton, CT
 Height : 177.0 (ft)
 Shape : 18 Sides
 Base Dia : 51.41 (in)
 Taper : 0.174986 (in/ft)

Sprint Sites USA - NJ
 Base Elev : 0.000 (ft)
 Top Dia : 22.00 (in)



Load Case: Ice 80 mph - With Ice - Ice Thickness = 0.5 in 29 Iterations

Gust Response Factor : 1.69 Effective Wind Speed : 69.28 (mph)

Dead Load Factor : 1.00

Wind Load Factor : 1.00

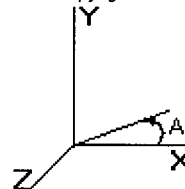
Discrete Appurtenance Forces

Elev (ft)	Description	Qty	qz (psf)	qzGh (psf)	Total CaAa (sf)	CaAa Factor	Horiz Ecc (ft)	Vert Ecc (ft)	X Angle (deg)	Wind Force X (lb)	Wind Force Z (lb)	Mom X (lb-ft)	Mom Y (lb-ft)	Mom Z (lb-ft)	Weight (lb)
147.00	DB950G85E-M	12	18.82	31.82	57.780	1.000	0.000	0.0	0.0	1838.62	0.00	0.00	0.00	0.00	407.2
147.00	Low Profile Platform	1	18.82	31.82	27.320	1.000	0.000	0.0	0.0	869.35	0.00	0.00	0.00	0.00	2100.0
157.00	Low Profile Platform	1	19.18	32.42	27.320	1.000	0.000	0.0	0.0	885.85	0.00	0.00	0.00	0.00	2100.0
157.00	Allgon 7262	1	19.18	32.42	3.400	1.000	0.000	0.0	0.0	110.25	0.00	0.00	0.00	0.00	21.8
157.00	Allgon 7144.26	2	19.18	32.42	20.800	1.000	0.000	0.0	0.0	674.44	0.00	0.00	0.00	0.00	140.0
157.00	Allgon 7143.26	4	19.18	32.42	35.800	1.000	0.000	0.0	0.0	1160.81	0.00	0.00	0.00	0.00	298.2
157.00	Allgon 7250	2	19.18	32.42	10.000	1.000	0.000	0.0	0.0	324.25	0.00	0.00	0.00	0.00	72.0
168.00	RR90-17	6	19.56	33.05	23.212	0.667	0.000	0.0	0.0	767.34	0.00	0.00	0.00	0.00	210.0
168.00	T-Arms	3	19.56	33.05	22.271	0.667	0.000	0.0	0.0	736.25	0.00	0.00	0.00	0.00	903.0
177.00	lightning rod	1	19.98	33.77	1.500	1.000	0.000	4.0	0.0	50.66	0.00	0.00	0.00	202.62	100.0
177.00	Low Profile Platform	1	19.85	33.55	27.320	1.000	0.000	0.0	0.0	916.73	0.00	0.00	0.00	0.00	2100.0
177.00	DB980H90	12	19.95	33.71	30.815	0.667	0.000	3.0	0.0	1038.99	0.00	0.00	0.00	3116.98	336.0
										9,373.53	0.00				8,788.2

Pole : CT33XC111
 Location: Harwinton, CT
 Height : 177.0 (ft)
 Shape : 18 Sides
 Base Dia : 51.41 (in)
 Taper : 0.174986 (in/ft)

Sprint Sites USA - NJ

Base Elev : 0.000 (ft)
 Top Dia : 22.00 (in)



Load Case: Ice

80 mph - With Ice - Ice Thickness = 0.5 in

29 Iterations

Gust Response Factor : 1.69

Effective Wind Speed : 69.28 (mph)

Dead Load Factor : 1.00

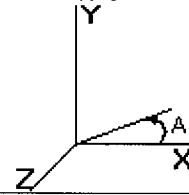
Wind Load Factor : 1.00

Applied Forces Summary

Seg Elev (ft)	X Coord (ft)	Z Coord (ft)	Lateral FX (-) (lb)	Axial FY (-) (lb)	Lateral FZ (lb)	Moment MX (lb-ft)	Torsion MY (lb-ft)	Moment MZ (lb-ft)
0.00	0.00	0.00	0.00	0.00	0.00	0.00	0.00	0.00
5.00	0.00	0.00	292.29	1,182.08	0.00	0.00	0.00	0.00
10.00	0.00	0.00	287.37	1,161.66	0.00	0.00	0.00	0.00
15.00	0.00	0.00	282.45	1,141.25	0.00	0.00	0.00	0.00
20.00	0.00	0.00	277.53	1,120.83	0.00	0.00	0.00	0.00
25.00	0.00	0.00	272.61	1,100.41	0.00	0.00	0.00	0.00
30.00	0.00	0.00	267.69	1,079.99	0.00	0.00	0.00	0.00
35.00	0.00	0.00	267.22	1,059.58	0.00	0.00	0.00	0.00
39.25	0.00	0.00	230.64	884.76	0.00	0.00	0.00	0.00
40.00	0.00	0.00	41.09	268.41	0.00	0.00	0.00	0.00
45.00	0.00	0.00	280.20	1,767.99	0.00	0.00	0.00	0.00
50.00	0.00	0.00	283.23	867.67	0.00	0.00	0.00	0.00
55.00	0.00	0.00	285.35	850.20	0.00	0.00	0.00	0.00
60.00	0.00	0.00	286.70	832.74	0.00	0.00	0.00	0.00
65.00	0.00	0.00	287.36	815.27	0.00	0.00	0.00	0.00
70.00	0.00	0.00	287.41	797.81	0.00	0.00	0.00	0.00
75.00	0.00	0.00	286.91	780.34	0.00	0.00	0.00	0.00
80.00	0.00	0.00	285.91	762.88	0.00	0.00	0.00	0.00
84.00	0.00	0.00	227.31	597.95	0.00	0.00	0.00	0.00
85.00	0.00	0.00	57.11	249.46	0.00	0.00	0.00	0.00
88.75	0.00	0.00	214.50	924.48	0.00	0.00	0.00	0.00
90.00	0.00	0.00	70.97	152.44	0.00	0.00	0.00	0.00
95.00	0.00	0.00	284.13	599.69	0.00	0.00	0.00	0.00
100.00	0.00	0.00	281.57	585.18	0.00	0.00	0.00	0.00
105.00	0.00	0.00	278.68	570.67	0.00	0.00	0.00	0.00
110.00	0.00	0.00	275.47	556.15	0.00	0.00	0.00	0.00
115.00	0.00	0.00	271.96	541.64	0.00	0.00	0.00	0.00
120.00	0.00	0.00	268.17	527.13	0.00	0.00	0.00	0.00
125.00	0.00	0.00	264.12	512.62	0.00	0.00	0.00	0.00
129.75	0.00	0.00	246.86	473.61	0.00	0.00	0.00	0.00
130.00	0.00	0.00	13.00	42.43	0.00	0.00	0.00	0.00
133.50	0.00	0.00	181.46	586.85	0.00	0.00	0.00	0.00
135.00	0.00	0.00	76.91	131.33	0.00	0.00	0.00	0.00
140.00	0.00	0.00	254.22	428.34	0.00	0.00	0.00	0.00
145.00	0.00	0.00	249.27	415.31	0.00	0.00	0.00	0.00
147.00	0.00	0.00	2,805.96	2,669.96	0.00	0.00	0.00	0.00
150.00	0.00	0.00	145.56	240.12	0.00	0.00	0.00	0.00
155.00	0.00	0.00	238.75	389.24	0.00	0.00	0.00	0.00
157.00	0.00	0.00	3,249.29	2,784.41	0.00	0.00	0.00	0.00
160.00	0.00	0.00	139.00	224.48	0.00	0.00	0.00	0.00
165.00	0.00	0.00	227.47	363.17	0.00	0.00	0.00	0.00
168.00	0.00	0.00	1,637.02	1,324.97	0.00	0.00	0.00	0.00
170.00	0.00	0.00	87.68	138.81	0.00	0.00	0.00	0.00
175.00	0.00	0.00	215.47	337.10	0.00	0.00	0.00	0.00
177.00	0.00	0.00	2,090.62	2,667.51	0.00	0.00	0.00	3,319.60
Totals:			18,854.48	35,508.92	0.00	0.00	0.00	3,319.60

Pole : CT33XC111
 Location: Harwinton, CT
 Height : 177.0 (ft)
 Shape : 18 Sides
 Base Dia : 51.41 (in)
 Taper : 0.174986 (in/ft)

Sprint Sites USA - NJ
 Base Elev : 0.000 (ft)
 Top Dia : 22.00 (in)



Load Case: Ice 80 mph - With Ice - Ice Thickness = 0.5 in 29 Iterations

Gust Response Factor : 1.69 Effective Wind Speed : 69.28 (mph)

Dead Load Factor : 1.00

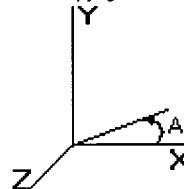
Wind Load Factor : 1.00

Calculated Forces and Deflections

Seg Elev (ft)	Lateral FX (-) (kips)	Axial FY (-) (kips)	Lateral FZ (kips)	Moment MX (ft-kips)	Torsion MY (ft-kips)	Moment MZ (ft-kips)	X Deflect (in)	Z Deflect (in)	Total Deflect (in)	Rotation (deg)
0.00	18.908	35.480	0.000	0.000	0.000	2,477.820	0.000	0.000	0.000	0.000
5.00	18.718	34.241	0.000	0.000	0.000	2,383.280	-0.092	0.000	0.092	-0.173
10.00	18.527	33.024	0.000	0.000	0.000	2,289.690	-0.367	0.000	0.367	-0.348
15.00	18.335	31.828	0.000	0.000	0.000	2,197.055	-0.826	0.000	0.826	-0.525
20.00	18.142	30.654	0.000	0.000	0.000	2,105.380	-1.473	0.000	1.473	-0.705
25.00	17.949	29.500	0.000	0.000	0.000	2,014.669	-2.308	0.000	2.308	-0.886
30.00	17.754	28.368	0.000	0.000	0.000	1,924.928	-3.334	0.000	3.334	-1.070
35.00	17.547	27.261	0.000	0.000	0.000	1,836.160	-4.553	0.000	4.553	-1.255
39.25	17.339	26.354	0.000	0.000	0.000	1,761.585	-5.742	0.000	5.742	-1.415
40.00	17.341	26.053	0.000	0.000	0.000	1,748.581	-5.967	0.000	5.967	-1.444
45.00	17.094	24.237	0.000	0.000	0.000	1,661.876	-7.580	0.000	7.580	-1.632
50.00	16.869	23.318	0.000	0.000	0.000	1,576.407	-9.391	0.000	9.391	-1.823
55.00	16.641	22.414	0.000	0.000	0.000	1,492.066	-11.417	0.000	11.417	-2.042
60.00	16.406	21.530	0.000	0.000	0.000	1,408.864	-13.674	0.000	13.674	-2.263
65.00	16.166	20.664	0.000	0.000	0.000	1,326.834	-16.162	0.000	16.162	-2.485
70.00	15.919	19.819	0.000	0.000	0.000	1,246.008	-18.882	0.000	18.882	-2.707
75.00	15.668	18.993	0.000	0.000	0.000	1,166.412	-21.835	0.000	21.835	-2.930
80.00	15.406	18.192	0.000	0.000	0.000	1,088.072	-25.021	0.000	25.021	-3.152
84.00	15.180	17.579	0.000	0.000	0.000	1,026.449	-27.737	0.000	27.737	-3.331
85.00	15.140	17.305	0.000	0.000	0.000	1,011.269	-28.440	0.000	28.440	-3.377
88.75	14.902	16.366	0.000	0.000	0.000	954.494	-31.158	0.000	31.158	-3.544
90.00	14.867	16.177	0.000	0.000	0.000	935.867	-32.093	0.000	32.093	-3.600
95.00	14.615	15.531	0.000	0.000	0.000	861.532	-36.001	0.000	36.001	-3.862
100.00	14.360	14.902	0.000	0.000	0.000	788.457	-40.181	0.000	40.181	-4.120
105.00	14.103	14.292	0.000	0.000	0.000	716.656	-44.629	0.000	44.629	-4.374
110.00	13.843	13.701	0.000	0.000	0.000	646.142	-49.338	0.000	49.338	-4.622
115.00	13.582	13.127	0.000	0.000	0.000	576.927	-54.303	0.000	54.303	-4.862
120.00	13.319	12.573	0.000	0.000	0.000	509.019	-59.514	0.000	59.514	-5.094
125.00	13.053	12.039	0.000	0.000	0.000	442.428	-64.961	0.000	64.961	-5.314
129.75	12.783	11.568	0.000	0.000	0.000	380.427	-70.343	0.000	70.343	-5.512
130.00	12.781	11.511	0.000	0.000	0.000	377.232	-70.631	0.000	70.631	-5.522
133.50	12.562	10.923	0.000	0.000	0.000	332.499	-74.725	0.000	74.725	-5.659
135.00	12.495	10.773	0.000	0.000	0.000	313.657	-76.510	0.000	76.510	-5.716
140.00	12.230	10.336	0.000	0.000	0.000	251.181	-82.588	0.000	82.588	-5.901
145.00	11.957	9.927	0.000	0.000	0.000	190.030	-88.845	0.000	88.845	-6.059
147.00	8.893	7.560	0.000	0.000	0.000	166.116	-91.391	0.000	91.391	-6.116
150.00	8.734	7.323	0.000	0.000	0.000	139.439	-95.252	0.000	95.252	-6.191
155.00	8.462	6.952	0.000	0.000	0.000	95.771	-101.781	0.000	101.781	-6.293
157.00	4.929	4.539	0.000	0.000	0.000	78.848	-104.420	0.000	104.420	-6.327
160.00	4.770	4.327	0.000	0.000	0.000	64.060	-108.402	0.000	108.402	-6.370
165.00	4.506	3.988	0.000	0.000	0.000	40.209	-115.091	0.000	115.091	-6.426
168.00	2.732	2.854	0.000	0.000	0.000	26.690	-119.129	0.000	119.129	-6.450
170.00	2.630	2.725	0.000	0.000	0.000	21.227	-121.827	0.000	121.827	-6.462
175.00	2.378	2.414	0.000	0.000	0.000	8.076	-128.592	0.000	128.592	-6.481
177.00	2.091	0.000	0.000	0.000	0.000	3.320	-131.302	0.000	131.302	-6.485

Pole : CT33XC111
 Location: Harwinton, CT
 Height : 177.0 (ft)
 Shape : 18 Sides
 Base Dia : 51.41 (in)
 Taper : 0.174986 (in/ft)

Sprint Sites USA - NJ
 Base Elev : 0.000 (ft)
 Top Dia : 22.00 (in)



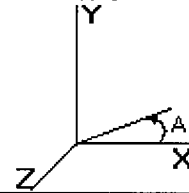
Load Case: Ice	80 mph - With Ice - Ice Thickness = 0.5 in	29 Iterations
Gust Response Factor : 1.69	Effective Wind Speed : 69.28 (mph)	
Dead Load Factor : 1.00		
Wind Load Factor : 1.00		

Calculated Stresses

Seg Elev (ft)	Applied Stresses							Combined (ksi)	Allowable Stress (Fb) (ksi)	Stress Ratio
	Axial (Y) (ksi)	Shear (X) (ksi)	Shear (Z) (ksi)	Torsion (ksi)	Bending (X) (ksi)	Bending (Z) (ksi)				
0.00	0.584	0.627	0.000	0.000	0.000	0.000	38.827	39.427	52.0	0.759
5.00	0.574	0.632	0.000	0.000	0.000	0.000	38.665	39.254	52.0	0.755
10.00	0.563	0.637	0.000	0.000	0.000	0.000	38.482	39.061	52.0	0.752
15.00	0.552	0.641	0.000	0.000	0.000	0.000	38.278	38.846	52.0	0.747
20.00	0.542	0.646	0.000	0.000	0.000	0.000	38.048	38.606	52.0	0.743
25.00	0.531	0.651	0.000	0.000	0.000	0.000	37.793	38.341	52.0	0.738
30.00	0.521	0.657	0.000	0.000	0.000	0.000	37.508	38.046	52.0	0.732
35.00	0.510	0.662	0.000	0.000	0.000	0.000	37.192	37.720	52.0	0.726
39.25	0.501	0.665	0.000	0.000	0.000	0.000	36.899	37.418	52.0	0.720
40.00	0.497	0.667	0.000	0.000	0.000	0.000	36.846	37.361	52.0	0.719
45.00	0.557	0.792	0.000	0.000	0.000	0.000	42.324	42.903	52.0	0.825
50.00	0.547	0.798	0.000	0.000	0.000	0.000	41.805	42.375	52.0	0.815
55.00	0.537	0.803	0.000	0.000	0.000	0.000	41.236	41.796	52.0	0.804
60.00	0.527	0.809	0.000	0.000	0.000	0.000	40.613	41.164	52.0	0.792
65.00	0.516	0.814	0.000	0.000	0.000	0.000	39.932	40.473	52.0	0.779
70.00	0.506	0.819	0.000	0.000	0.000	0.000	39.187	39.719	52.0	0.764
75.00	0.496	0.825	0.000	0.000	0.000	0.000	38.372	38.895	52.0	0.748
80.00	0.486	0.830	0.000	0.000	0.000	0.000	37.482	37.995	52.0	0.731
84.00	0.479	0.833	0.000	0.000	0.000	0.000	36.714	37.221	52.0	0.716
85.00	0.473	0.835	0.000	0.000	0.000	0.000	36.517	37.019	52.0	0.712
88.75	0.561	1.030	0.000	0.000	0.000	0.000	43.232	43.829	52.0	0.843
90.00	0.558	1.034	0.000	0.000	0.000	0.000	42.899	43.494	52.0	0.837
95.00	0.549	1.041	0.000	0.000	0.000	0.000	41.460	42.047	52.0	0.809
100.00	0.540	1.049	0.000	0.000	0.000	0.000	39.883	40.464	52.0	0.778
105.00	0.531	1.056	0.000	0.000	0.000	0.000	38.153	38.727	52.0	0.745
110.00	0.523	1.064	0.000	0.000	0.000	0.000	36.252	36.821	52.0	0.708
115.00	0.514	1.073	0.000	0.000	0.000	0.000	34.161	34.725	52.0	0.668
120.00	0.506	1.081	0.000	0.000	0.000	0.000	31.856	32.417	52.0	0.624
125.00	0.499	1.090	0.000	0.000	0.000	0.000	29.311	29.870	52.0	0.575
129.75	0.493	1.098	0.000	0.000	0.000	0.000	26.646	27.205	52.0	0.523
130.00	0.491	1.099	0.000	0.000	0.000	0.000	26.501	27.059	52.0	0.521
133.50	0.535	1.241	0.000	0.000	0.000	0.000	26.930	27.549	52.0	0.530
135.00	0.533	1.245	0.000	0.000	0.000	0.000	25.865	26.486	52.0	0.510
140.00	0.527	1.256	0.000	0.000	0.000	0.000	22.021	22.652	52.0	0.436
145.00	0.522	1.268	0.000	0.000	0.000	0.000	17.746	18.400	52.0	0.354
147.00	0.403	0.955	0.000	0.000	0.000	0.000	15.919	16.405	52.0	0.316
150.00	0.398	0.956	0.000	0.000	0.000	0.000	13.899	14.393	52.0	0.277
155.00	0.391	0.958	0.000	0.000	0.000	0.000	10.212	10.732	52.0	0.206
157.00	0.259	0.566	0.000	0.000	0.000	0.000	8.643	8.955	52.0	0.172
160.00	0.252	0.559	0.000	0.000	0.000	0.000	7.324	7.638	52.0	0.147
165.00	0.241	0.548	0.000	0.000	0.000	0.000	4.942	5.269	52.0	0.101
168.00	0.176	0.340	0.000	0.000	0.000	0.000	3.430	3.654	52.0	0.070
170.00	0.171	0.332	0.000	0.000	0.000	0.000	2.812	3.038	52.0	0.058
175.00	0.157	0.312	0.000	0.000	0.000	0.000	1.157	1.421	52.0	0.027
177.00	0.000	0.279	0.000	0.000	0.000	0.000	0.491	0.688	52.0	0.013

Pole : CT33XC111
Location: Harwinton, CT
Height : 177.0 (ft)
Shape : 18 Sides
Base Dia : 51.41 (in)
Taper : 0.174986 (in/ft)

Sprint Sites USA - NJ
Base Elev : 0.000 (ft)
Top Dia : 22.00 (in)



Load Case: No Ice	80 mph - No Ice	29 Iterations
Gust Response Factor : 1.69	Effective Wind Speed : 80.00 (mph)	
Dead Load Factor : 1.00		
Wind Load Factor : 1.00		

Analysis Summary

Load Case	Reactions						Max Stresses			
	Shear FX (kips)	Shear FZ (kips)	Axial FY (kips)	Moment MX (ft-kips)	Moment MY (ft-kips)	Moment MZ (ft-kips)	Combined Stress (ksi)	Allowable Stress (ksi)	Elev (ft)	Stress Ratio
No Ice	23.366	0.000	27.897	0.000	0.000	2,952.827	50.475	52.0	88.750	0.971
Ice	18.908	0.000	35.480	0.000	0.000	2,477.820	43.829	52.0	88.750	0.843