

BRUCE L. MCDERMOTT  
203.772.7787 DIRECT TELEPHONE  
860.240.5723 DIRECT FACSIMILE  
BMCDERMOTT@MURTHALAW.COM

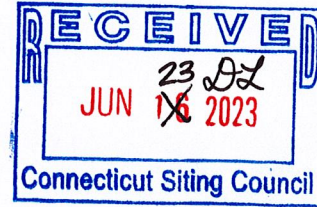
EM-UI-062-230623

**MURTHA  
CULLINA**  
ATTORNEYS AT LAW

June 22, 2023

Melanie A. Bachman, Esq.  
Executive Director/Staff Attorney  
Connecticut Siting Council  
10 Franklin Square  
New Britain, CT 06051

**ORIGINAL**



Re: EM-UI-062-160620e – The United Illuminating Company Notice of Intent to Modify an Existing Energy Facility Located at 210 Skiff Street, Hamden, Connecticut

Dear Ms. Bachman:

On May 24, 2021 the Connecticut Siting Council (the "Council") granted The United Illuminating Company ("UI" or the "Company") an extension of time until July 12, 2022 to submit a notice of completion of construction concerning transmission cable supports on the bridge crossing the Mill River on Skiff Street in Hamden, Connecticut (the "Facility"). As we discussed, the work described in the Company's original notice of exempt modifications has not yet been completed.

The Company apologizes for not completing the project by the July 12, 2022 deadline and for failing to further extend the deadline for the filing of the notice regarding the completion of construction.

The Company is now prepared to commence the work on the transmission cable supports. Accordingly, the Company requests an extension to complete construction until December 31, 2024.

UI appreciates the Council's consideration of this request.

Should the Council have any questions regarding this filing, please do not hesitate to contact me.

Very truly yours,

A handwritten signature in blue ink, appearing to read "Bruce L. McDermott".

Bruce L. McDermott

**Murtha Cullina LLP**  
265 Church Street  
New Haven, CT 06510  
T 203.772.7700  
F 203.772.7723

CONNECTICUT + MASSACHUSETTS + NEW YORK

**MURTHALAW.COM**



**VIA ELECTRONIC MAIL AND FedEx**

June 17 , 2016

Mr. Robert Stein  
Chairman  
The Connecticut Siting Council  
Ten Franklin Square  
New Britain, CT 06051

Re: The United Illuminating Company's Notice of Exempt Modification Pursuant to R.C.S.A. § 16-50j-58 to Existing Energy Facility Site for the transmission facilities attached to the bridge crossing the Mill River Crossing on Skiff Street , Hamden, Connecticut – **Notice of Exempt Modification**

Dear Chairman Stein:

Pursuant to Regulations of Connecticut State Agencies ("R.C.S.A.") § 16-50j-58, The United Illuminating Company ("UI" or "Company") hereby notifies the Connecticut Siting Council (the "Council") of its intent to make exempt modifications to its transmission cable supports on the bridge crossing the Mill River on Skiff Street in Hamden, Connecticut ("Facility" or "Energy Facility Site"). The \$625 filing fee, along with two copies of this Notice of Exempt Modification ("Notice"), are enclosed herewith.

UI has not included a noise analysis with this Notice as the modifications primarily concern the grounding at the site and will have no impact on the noise produced by the Facility.

Existing Energy Facility

The site is located at approximately 210 Skiff Street in Hamden, Connecticut. The latitude and longitude of the Facility is 41.371935, -72.908306. The Facility's boundaries are depicted on the follow satellite image.



#### Proposed Modifications

The Town of Hamden has a project to rebuild the existing bridge that crosses over the Mill River on Skiff Street in Hamden, Connecticut. Currently this bridge supports one of The United Illuminating Company's High Pressure Gas Filled transmission cables which are enclosed in a 6" steel pipe. In order to support this project and maintain reliable service to our customers, the existing cable pipe will need to be supported and reattached to the new bridge, future conduit sleeves will also be added into the new bridge abutments to support a future transmission line should one be required. Drawings of the proposed permanent cable support system are attached hereto.

These modifications are in the interest of public safety and according to RCSA § 16-50j-57(b) do not constitute a substantial environmental effect.

#### Compliance with R.C.S.A. § 16-50j-57(b)

As stated above, pursuant to R.C.S.A. § 16-50j-57, UI believes that the proposed changes do not constitute a modification to an existing facility that may have a substantial adverse environmental effect and is exempt from the requirement to obtain a certificate pursuant to Section 16-50k of the Connecticut General Statutes. Specifically, consistent with § 16-50j-57(b), the proposed changes to the existing site do not:

- (A) Extend the boundaries of the site beyond the existing fenced compound;
- (B) Increase the height of existing associated equipment;
- (C) Increase noise levels at the site boundary by 6 decibels or more, or to levels that exceed state and local criteria;



Chairman Stein

June 17, 2016

Page 3 of 4

- (D) Manage electric and magnetic field levels at the site boundary in a manner that is inconsistent with the Council's Best Management practices for Electric and Magnetic Fields at the site boundary;
- (E) Cause a significant adverse change or alteration in the physical or environmental characteristics of the site; or
- (F) Impair the structural integrity of the facility, as determined in a certification provided by a professional engineer licensed in Connecticut, where applicable.

UI intends to initiate the work on or after the Council's acknowledgement that the proposed activities are exempt.

Do not hesitate to contact me at (203) 499-2864 should you have any questions regarding this notice.

Very truly yours,



James R. Morrissey

Attorney

UIL Holdings Corporation

As Agent for The United Illuminating Company

Enclosure

cc: Mayor Curt B. Leng, Town of Hamden  
Melanie Bachman, Esq., Connecticut Siting Council  
Amy Hicks, The United Illuminating Company

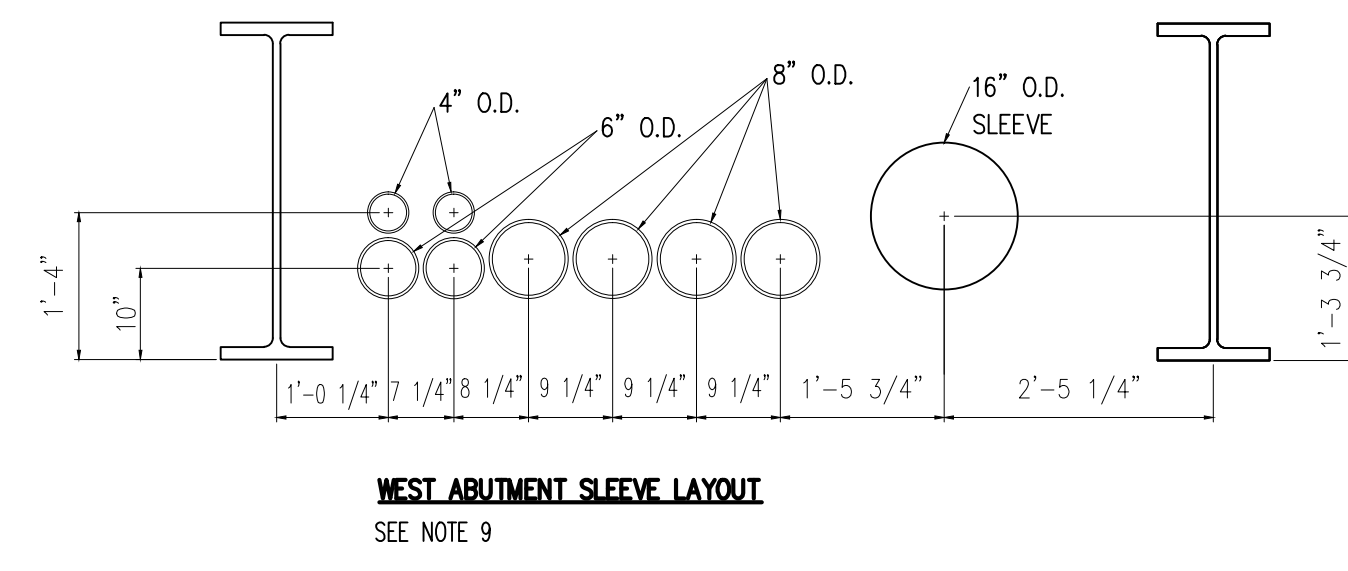
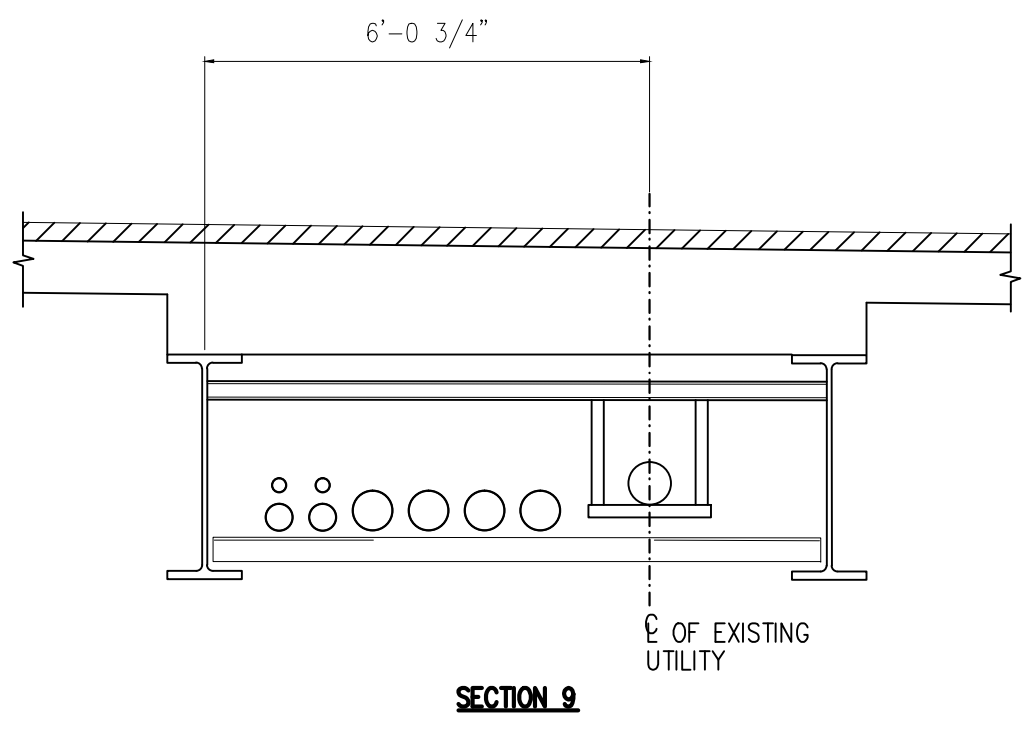
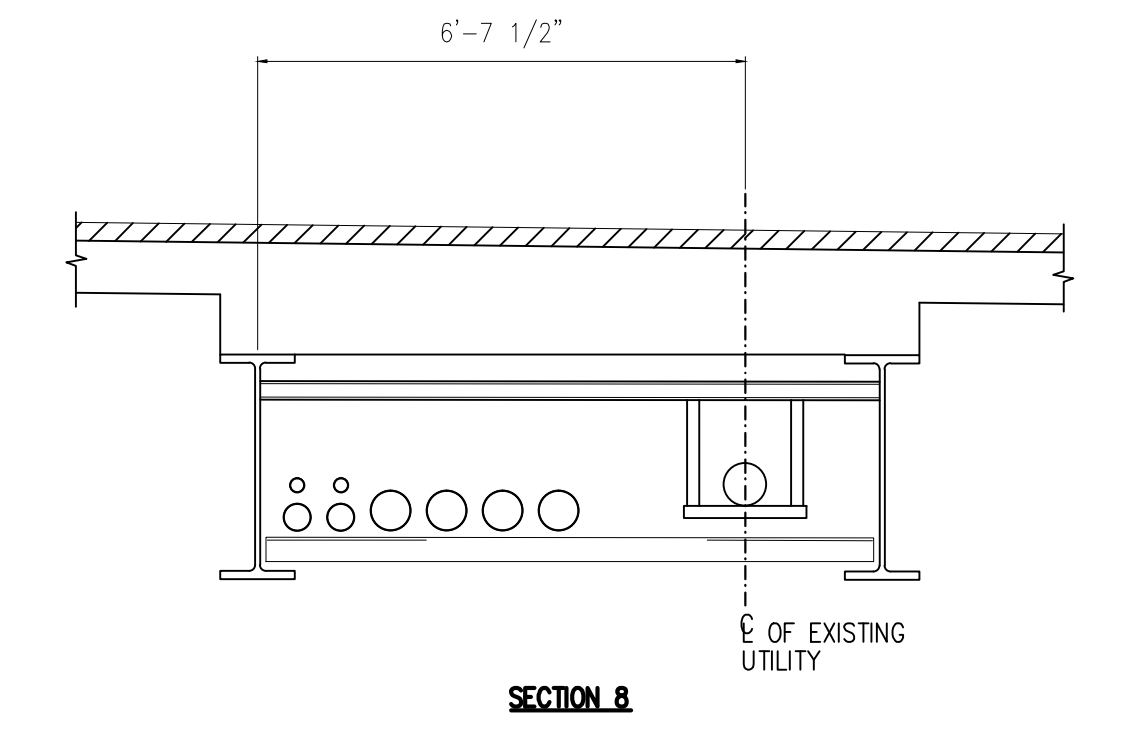
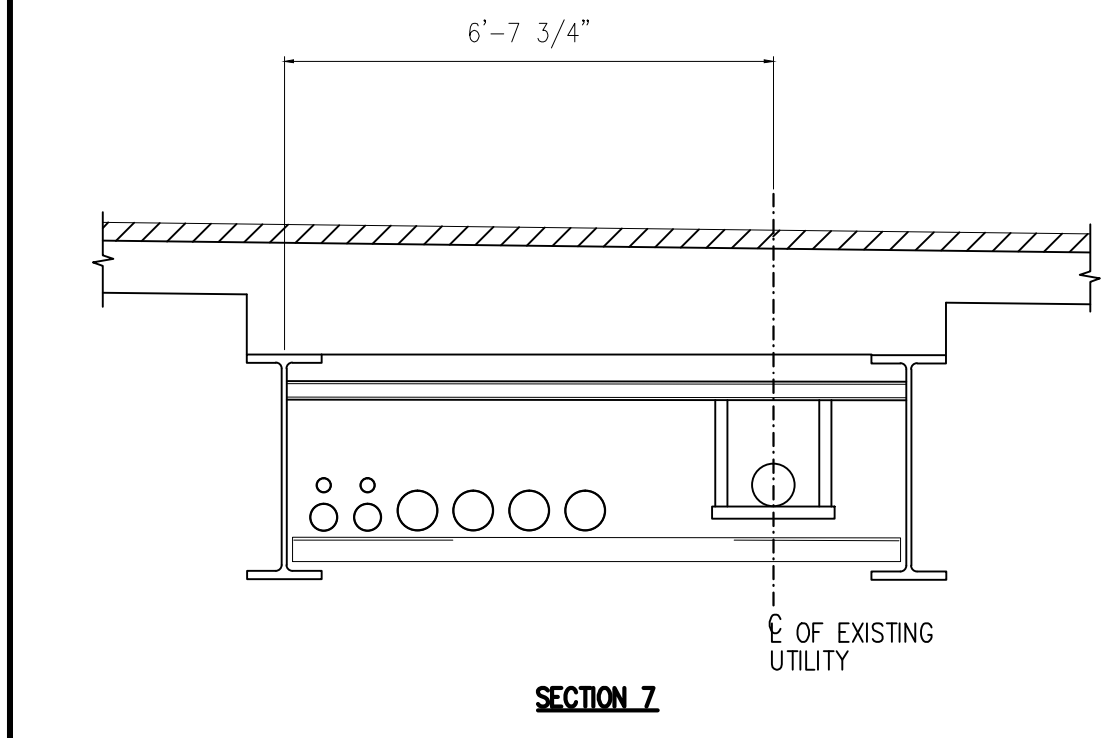
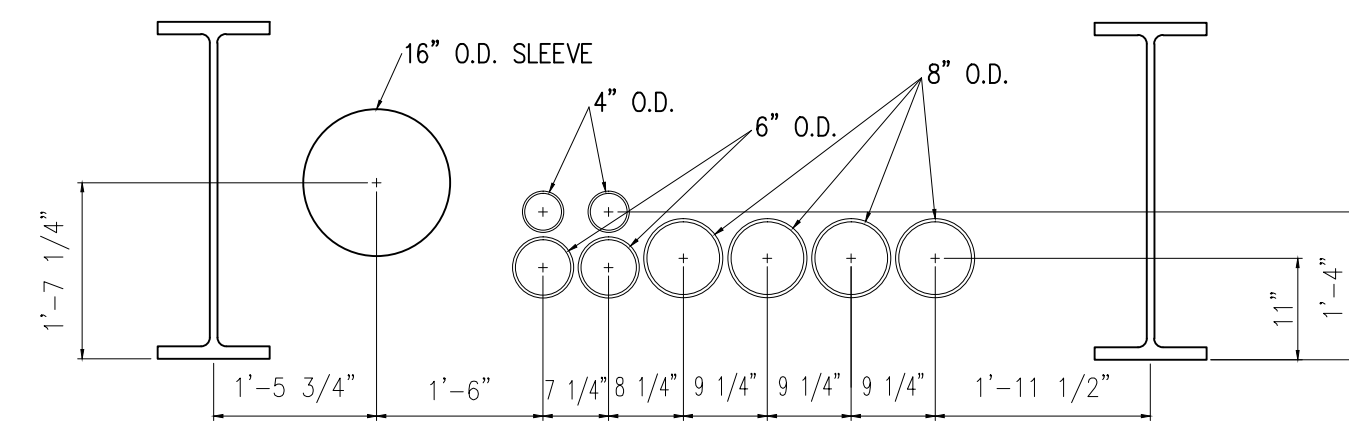
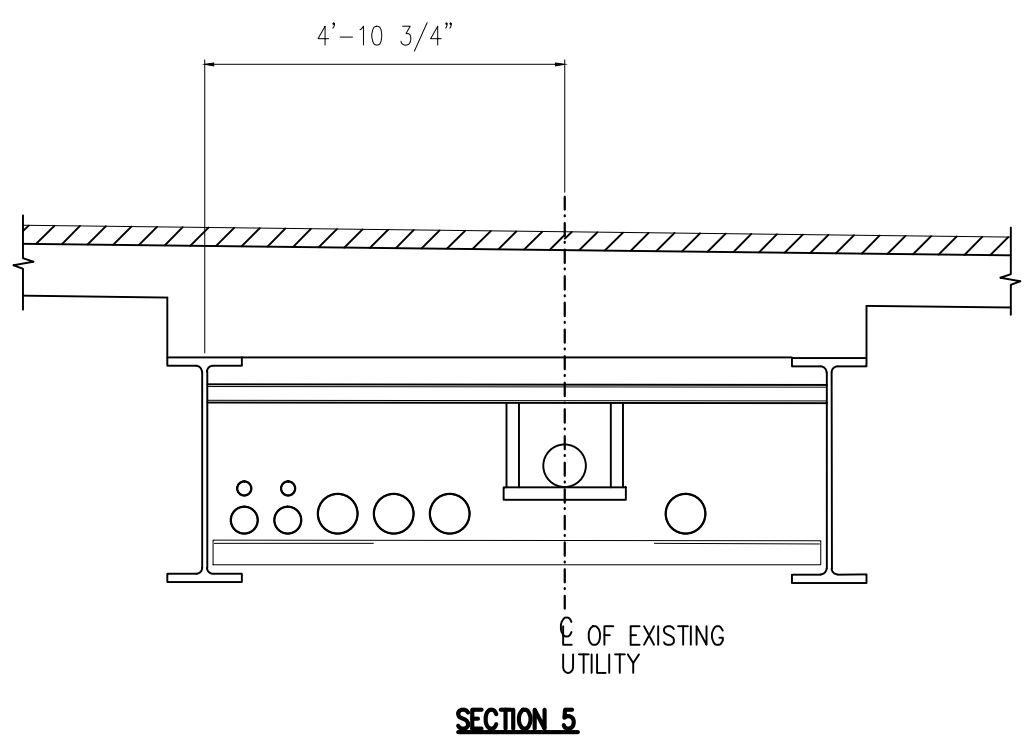
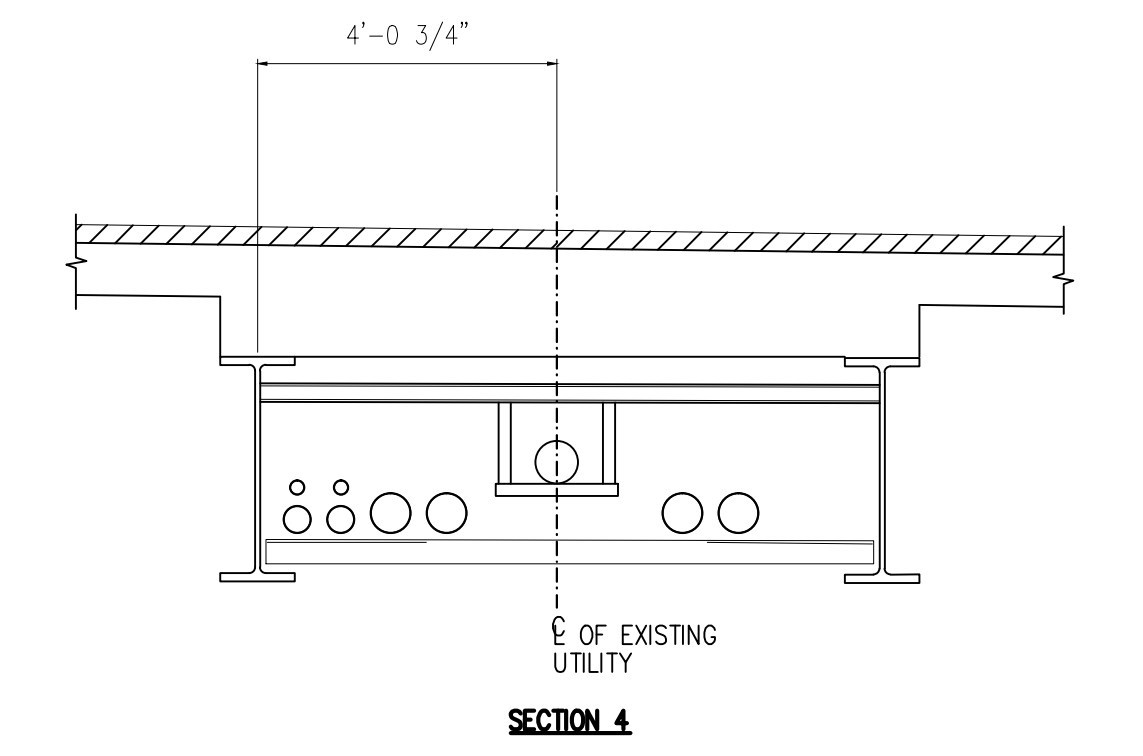
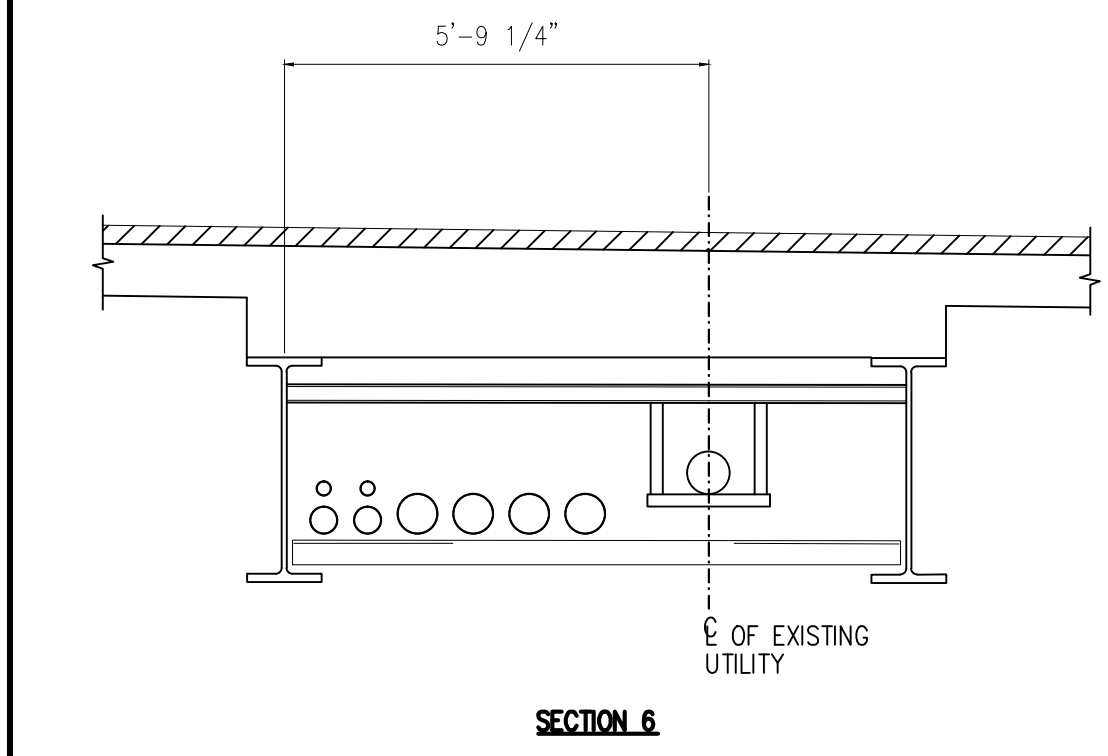
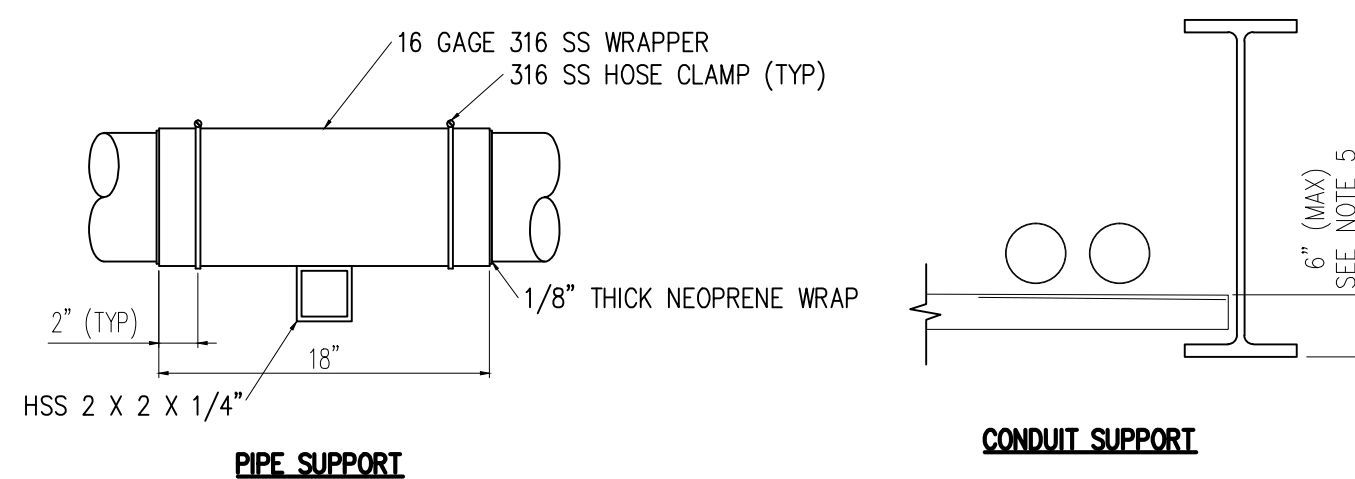
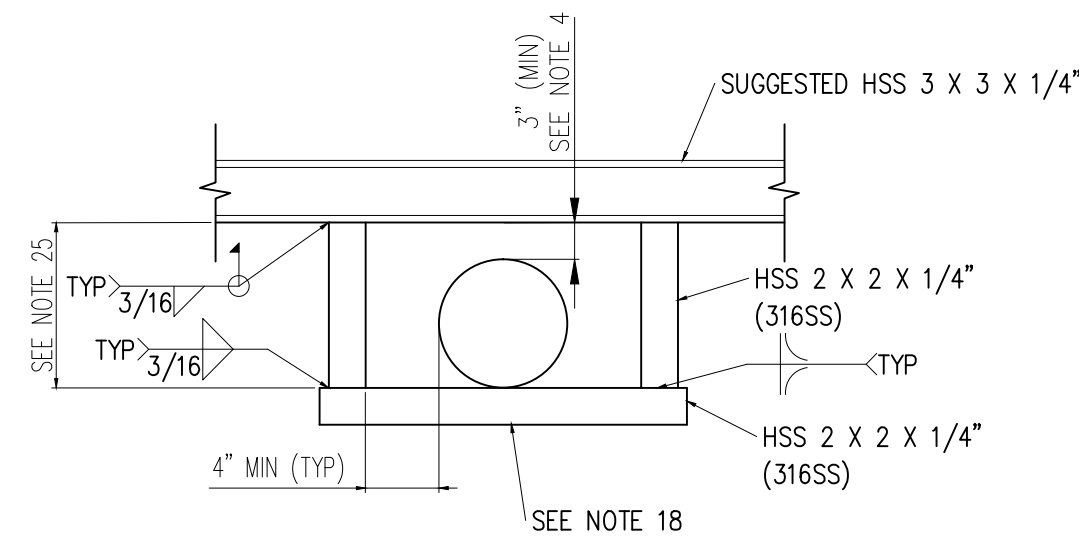
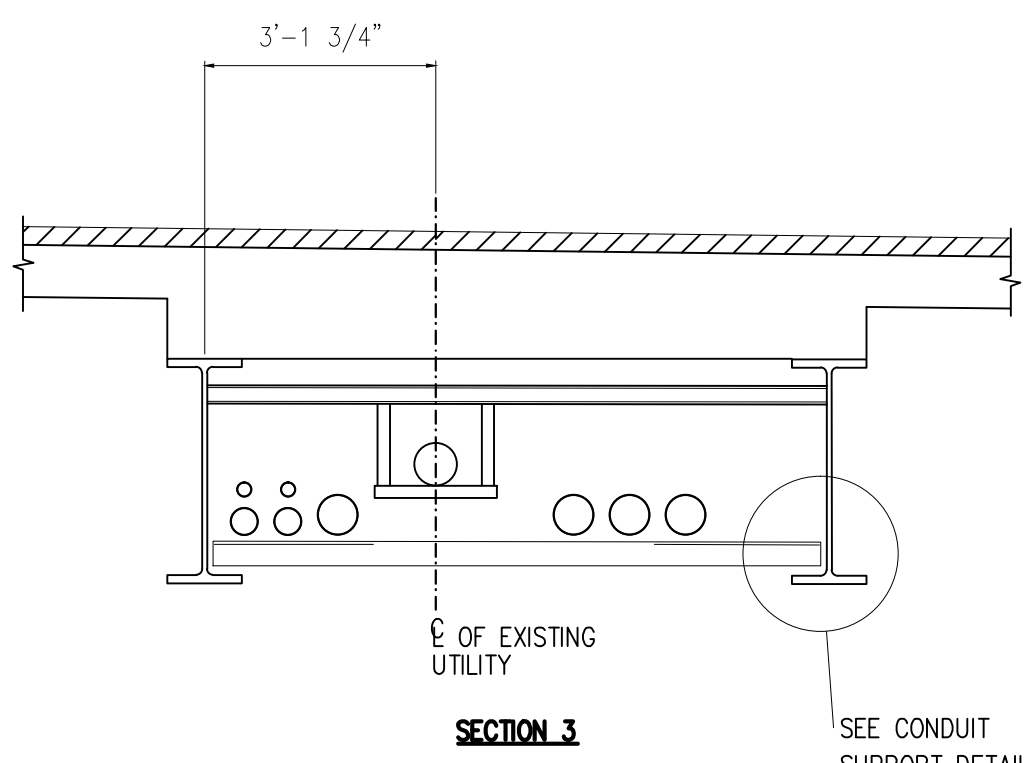
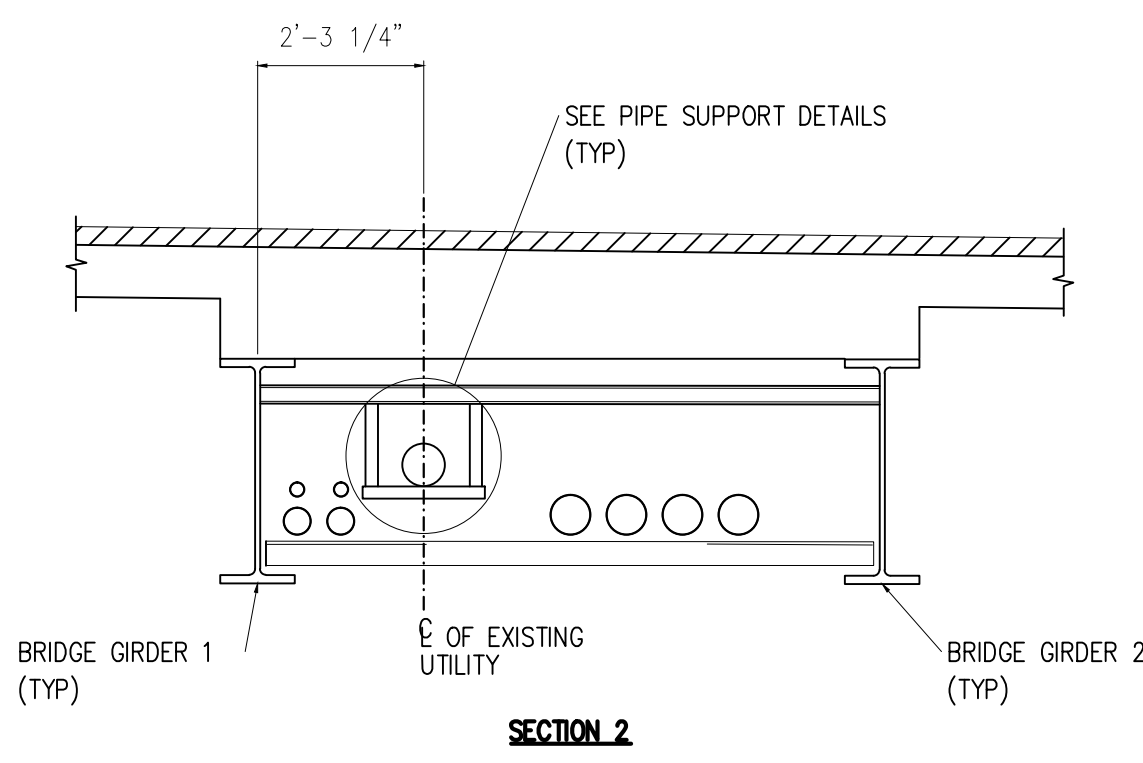
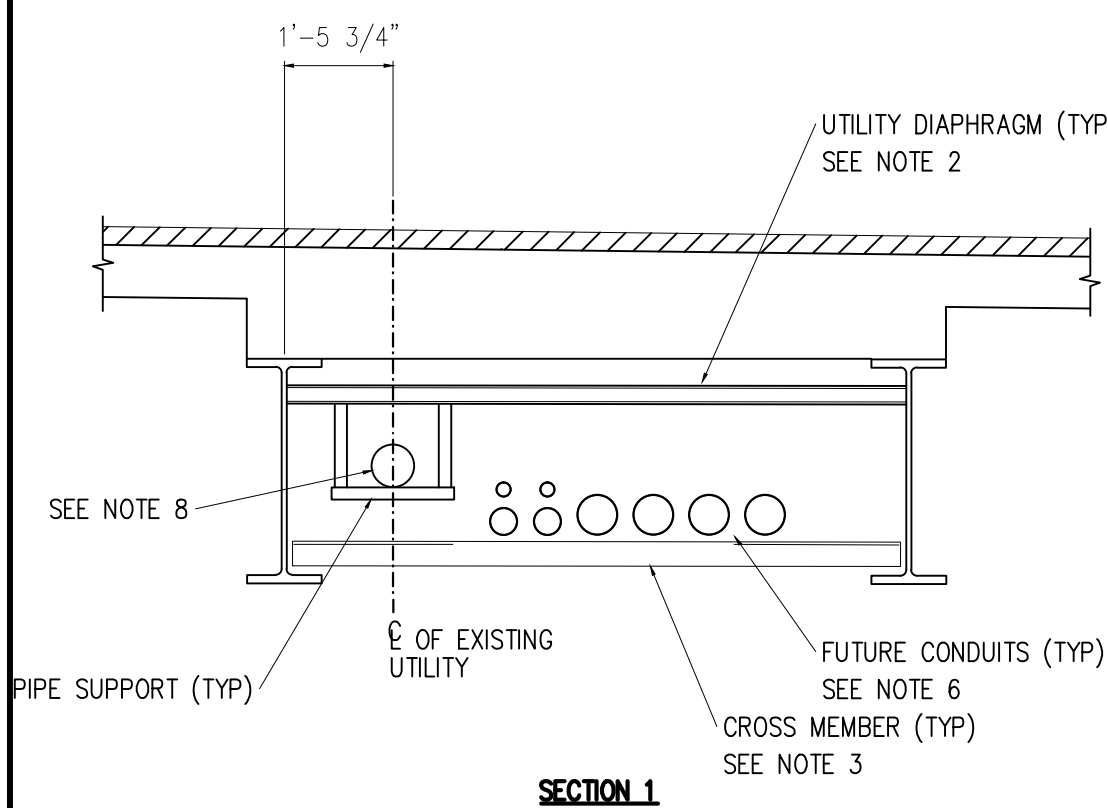
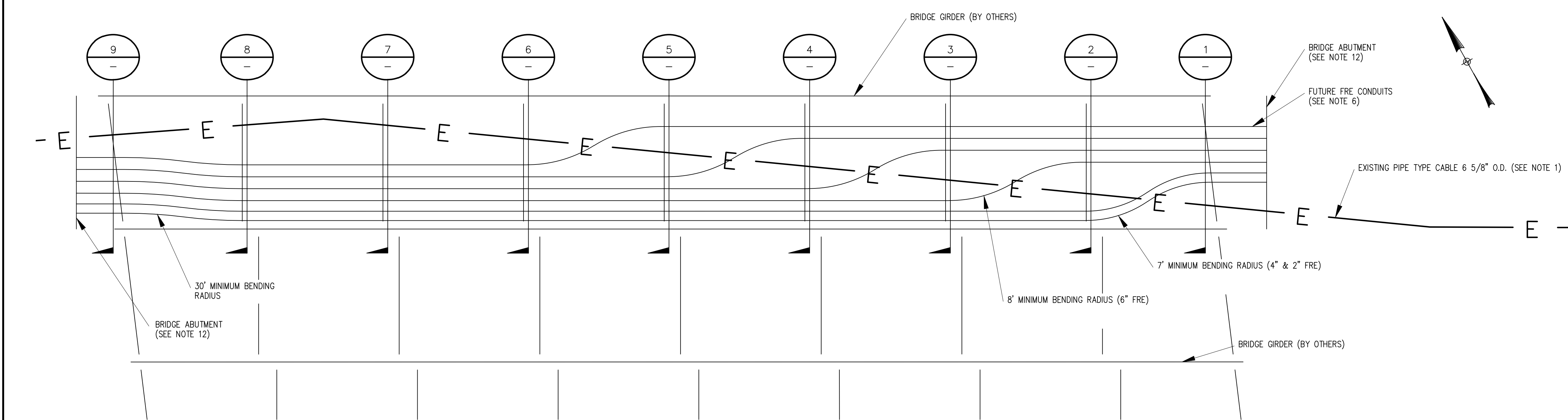
**Proof of Service**

The undersigned hereby certifies, in accordance with Regulations of Connecticut State Agencies ("R.C.S.A.") § 16-50j-58, that this Notice of Exempt Modification was sent via FedEx on June 17, 2016 to the chief elected official of the Town of Hamden, Connecticut.

By:



Amy Hicks  
Analyst, Permitting & Public Outreach  
The United Illuminating Company



- NOTES
- THE FUTURE CONDUITS WILL BE DESIGNED AND INSTALLED BY UI.
  - THE UTILITY DIAPHRAGMS WILL BE DESIGNED AND INSTALLED BY BRIDGE CONTRACTOR.
  - THE CROSS MEMBERS WILL BE DESIGNED AND INSTALLED BY BRIDGE CONTRACTOR.
  - MINIMUM 3" DISTANCE BETWEEN EXISTING ELECTRICAL PIPE AND UTILITY DIAPHRAGM BRIDGE STEEL. SEE PIPE SUPPORT DETAIL.
  - MAXIMUM 6" DISTANCE FROM TOP OF STEEL CROSS MEMBER TO BOTTOM OF GIRDER FLANGE. SEE CONDUIT SUPPORT DETAIL.
  - FUTURE CONDUITS WILL BE COMPLETED BY UI AT A LATER DATE.
  - FUTURE CONDUIT CONFIGURATION:
    - 4-6" FRE CONDUITS
    - 2-4" FRE CONDUITS
    - 2-2" FRE CONDUITS
  - FOR CONDUIT SLEEVE DETAILS IN ABUTMENT, SEE SHEET 14203-053.
  - CONTRACTOR (BY UI) TO PROVIDE LINK SEAL SLEEVE IN BRIDGE ABUTMENT FOR EACH FUTURE CONDUIT. THE MINIMUM INNER DIAMETER FOR EACH SLEEVE IS AS LISTED.
- | NOMINAL CONDUIT SIZE | NOMINAL PVC SLEEVE SIZE (SCH 40) |
|----------------------|----------------------------------|
| 6"                   | 8"                               |
| 4"                   | 6"                               |
| 2"                   | 4"                               |
- SLEEVES TO EXTEND A MINIMUM OF 1'-0" OUT OF CONCRETE ON THE INSIDES OF THE BRIDGE ABUTMENT AND A MINIMUM OF 3'-0" ON THE OUTSIDES OF THE BRIDGE ABUTMENT.
  - ALL SLEEVES TO BE CAPPED AT BOTH ENDS.
  - CONTRACTOR (BY UI) TO INSTALL SLEEVE FOR PIPE TYPE CIRCUIT AS SHOWN ON SHEET 14203-053.
  - CONTRACTOR (BY UI) TO FIELD VERIFY ELECTRICAL PIPE LOCATION AND ELEVATIONS TO ENSURE PROPER INSTALLATION OF THE SUPPORTS.
  - CONTRACTOR (BY UI) TO NOTIFY UI OF ANY DISCREPANCIES BETWEEN FIELD VERIFICATION AND DRAWINGS.
  - ELEVATIONS OF BOTTOM BRIDGE GIRDERS PROVIDED BY BL COMPANIES.
- | SECTION CUT | GIRDER 1 ELEVATION (FT) | GIRDER 2 ELEVATION (FT) |
|-------------|-------------------------|-------------------------|
| 1           | 44.57                   | 44.56                   |
| 2           | 44.60                   | 44.59                   |
| 3           | 44.63                   | 44.62                   |
| 4           | 44.66                   | 44.64                   |
| 5           | 44.67                   | 44.66                   |
| 6           | 44.68                   | 44.67                   |
| 7           | 44.68                   | 44.67                   |
| 8           | 44.67                   | 44.66                   |
| 9           | 44.66                   | 44.65                   |
- EXISTING BOTTOM OF ELECTRICAL PIPE ELEVATIONS PROVIDED BY BL COMPANIES IN AUTOCAD FORMAT ON 02/02/2016 VIA EMAIL.
  - EXISTING ELECTRICAL PIPE COATING REPAIR TO BE PERFORMED BY UI AFTER THE BRIDGE CONSTRUCTION IS COMPLETE.
  - ELECTRICAL PIPE SUPPORTS SHALL BE CONSTRUCTED OF 316 STAINLESS STEEL.
  - CONTRACTOR (BY UI) TO SUBMIT PQR FOR WELDING PROCEDURE TO UI FOR APPROVAL.
  - CONTRACTOR (BY UI) TO SUBMIT MATERIAL TEST REPORTS (MTR) FOR ALL MATERIALS TO UI FOR APPROVAL.
  - CONDUITS SUPPORTS = 26LBS PER SUPPORT
  - FUTURE CONDUITS = 10.5 LBS/FT
  - EXISTING ELECTRICAL PIPE = 51 LBS/FT
  - FUTURE XLPE CABLES - TOTAL - 24 LBS/FT
  - UI CONTRACTOR SHALL FIELD MEASURE AND VERIFY LENGTH OF PIPE SUPPORT PRIOR TO INSTALLATION.

REFERENCE DRAWINGS			
NO.	TITLE	NUMBER	REVISION
1.	PIPE TYPE TRANSMISSION LINE CASING SECTIONS AND DETAILS	14203-052	

**PRELIMINARY**  
NOT TO BE USED FOR CONSTRUCTION

<b>BLACK &amp; VEATCH</b> Building a world of difference®									
DESIGNER	RW	DRAWN	SLH						
CHECKED		DATE							
PROJECT #	189779								
NO	DATE	REVISION							
			SLH	MW	RW	DJK			
			SLH	MW	RW	DJK			
			SLH	MW	RW	DJK			
			DRN	CHKD	DESN	SUPR			

**NEW DRAWING**

No	Date	Revision	By	Chkd	Engr	Supv

<b>ui</b> The United Illuminating Company					
Drawn	Date	04/13/2016	Scale	AS NOTED	
Chkd	Design Engr		Design Supv		

PIPE TYPE TRANSMISSION SUPPORT AND FUTURE CONDUIT DETAILS					
CAD FILE NAME	SEQUENCE No.	DRAWING NUMBER			
	096695	14203-052			

