

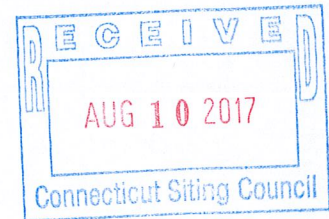


10 INDUSTRIAL AVENUE, SUITE 3
MAHWAH, NJ 07430

PHONE: 201.684.0055
FAX: 201.684.0066

August 8, 2017

Attorney Melanie Bachman
Acting Executive Director
Connecticut Siting Council
10 Franklin Square
New Britain, CT 06051



RE: EMT-T-Mobile-058-170306
T-Mobile Site Id CT11152C
181A Norman Road, Griswold, CT
Notice of Construction Complete

Dear Attorney Bachman,

This office represents T-Mobile Northeast LLC ("T-Mobile") and has been retained to notify the Connecticut Siting Council ("Council") that the exempt modification decision conditions have been met and constructed in accordance with the documentation provided at the time of filing.

The Council acknowledged the above referenced T-Mobile notice of exempt modification on March 27, 2017.

The Council imposed the following condition in its acknowledgment:

- Within 45 days following completion of the equipment installation, T-Mobile shall provide documentation that its installation complied with the recommendations of the Structural Analysis Report.

The attached Statement of Special Inspections provides evidence of compliance with the conditions outlined by the Council.

Sincerely,

A handwritten signature in blue ink, appearing to read "Jennifer Dupont".

Jennifer Dupont
Project Coordinator
Transcend Wireless LLC on behalf of T-Mobile
10 Industrial Ave, Suite 3
Mahwah, NJ 07430



PREPARED BY: ProTerra Design Group, LLC
 4 Bay Road
 Building A; Suite 200
 Hadley, MA 01035

SUBMITTED TO: Mr. Bryan Bakis, P.E.
 Design and A&E
 Implementation Manager
 SBA Communications Corp.
 134 Flanders Road
 Suite 125
 Westborough, MA 01581

FIELD INSPECTION REPORT		
<u>INSPECTION DATE</u> June 26, 2017		<u>JOB NO.</u> 15-001
<u>REPORT ISSUE DATE</u>	<u>REVISION</u>	<u>COMMENTS</u>
08/01/2017	0	Punch List
<u>PROJECT</u>		
T-Mobile L700 Alteration Building Permit No.: 224-17 Connecticut Siting Council: EM-T-MOBILE-058-170306 T-Mobile Site Name: GRISWOLD/I-395 x85/BMW T-Mobile Site No.: CT11152C 181 A Norman Road Griswold, CT 06351		
<u>CONTRACTOR</u>		<u>OWNER</u>
Transcend Wireless		T-Mobile Northeast, LLC
<u>WEATHER</u>		<u>TIME</u>
Clear, 75° F		12:00 PM
<u>PRESENT AT SITE</u>		<u>ORGANIZATION</u>
Stephen Holt		ProTerra Design Group, LLC

The following report documents a visual inspection from ground level of completed construction for general conformance with **T-Mobile L700 Alteration** construction drawings prepared by ProTerra Design Group, LLC revised through 03/02/17 REV1.

The following items have been completed in general conformance to plans:

- 1) Sector reinforcement has been installed. Three (3) stiff arms have been connected between the sector frame and the tower leg. Three (3) existing stiff arms have been relocated to the new antenna pipe mast at position 2, (to the right when looking at the antennas from behind). The stiff arm was intended to connect to a separate vertical reinforcement pipe as shown in the construction drawings. This deviation has been reviewed and it was found that the mount still passes structural review.
- 2) Three (3) 8' long SCH40 Mounting Pipes have been installed in accordance with plans.
- 3) Three (3) new L700 T-Mobile panel antennas (1 per sector) have been secured to the existing platform frame in accordance with plans.
- 4) Three (3) Smart-Bias Tees (1 per sector) have been secured behind the new T-Mobile antennas.
- 5) Six (6) new 1-5/8" coax cables have been installed following the existing cabling as noted in the drawings and in accordance with plans.
- 6) One (1) new BBU cabinet has been installed at ground level.
- 7) It is presumed that new RAN equipment has been installed within the existing 6201 ODE cabinet at ground level per T-Mobile's specifications.

- 8) Our office is of the understanding that any required electrical work was performed by a licensed electrician, any required permits have been obtained, and the work has been inspected by those having jurisdiction as required.
- 9) Site is clean.


The following items require further analysis / corrective action. Contractor shall provide photographic evidence for verification.

- 1) The existing 60A-2P breaker feeding the 6201 ODE cabinet has been replaced with a 100A-2P breaker. The 6201 ODE equipment cabinet has a maximum UL listed rating of 60A. An additional power upgrade within the 6201 ODE cabinet is required to allow a 100A breaker to feed the cabinet. The installed 100A-2P breaker shall be removed and replaced with a 60A-2P breaker for the equipment cabinet or evidence of the equipment cabinet power upgrade shall be provided.

The comments in this field report are a record of observations made on site. If there are any errors or omissions please notify ProTerra Design Group, LLC in writing or all comments and all parties shall consider this report factual and acceptable.


COPIES TO: File

SUBMITTED:




Peter Nute, Project Engineer

REVIEWED:



Thomas Johnson, P.E. Managing Partner




Typical sector showing new panel antennas



New & Existing coax cabling at equipment level.



New Battery Backup Unit at equipment level.



Electrical Panel with 100A-2P breaker for the 6201 ODE equipment cabinet.



T-Mobile ground level equipment area.



T-Mobile ground level equipment area.