



STATE OF CONNECTICUT
CONNECTICUT SITING COUNCIL

Ten Franklin Square, New Britain, CT 06051
Phone: (860) 827-2935 Fax: (860) 827-2950
E-Mail: siting.council@ct.gov
Web Site: portal.ct.gov/csc

VIA ELECTRONIC MAIL

September 1, 2021

Victoria Masse
Northeast Site Solutions
420 Main Street, Unit 2
Sturbridge, MA 01566
victoria@northeastsitesolutions.com

RE: **EM-T-MOBILE-033-210701** – T-Mobile notice of intent to modify an existing telecommunications facility located at 207 West Street, Cromwell, Connecticut.

Dear Ms. Masse:

The Connecticut Siting Council (Council) received a notice of intent to modify the above-referenced facility on July 1, 2021. On July 27, 2021, the Council issued a letter (enclosed) stating that the request for exempt modification was incomplete because of lack of notice to the underlying property owner.

On August 13, 2021, the Council received an electronic mail with a revised filing. Council staff reviewed the response to the incomplete request and identified that the exempt modification continues to lack proof that the entire request for exempt modification was physically mailed to the underlying property owner listed on the Town of Cromwell GIS webpage as CNL VII SSCROT LLC.

Also, staff has identified an additional deficiency in the request. The Council issued a memorandum on February 28, 2014, to entities requesting exempt modifications requiring the depiction or description of the original leased area for the subject site or tower be included with the site plan or construction drawings (CD) for exempt modification requests (see attached). The CD prepared by Foresite, LLC, last revised dated May 25, 2021, and provided with the request does not show the original tower lease area.

Therefore, the exempt modification request remains incomplete at this time. The Council recommends that Northeast Site Solutions provide proof of proper notice of this exempt modification request to the underlying property owner and provide a CD that depicts the original tower lease area, on or before September 30, 2021. If additional time is needed to gather the requested information, please submit a written request for an extension of time prior to September 30, 2021. **Please provide an electronic version and one hard copy of the requested information for the incomplete exempt modification to be rendered complete and processed. Please include the Council's exempt modification identification number referenced above with the submittal.**

This notice of incompleteness shall have the effect of tolling the Federal Communications Commission (FCC) 60-day timeframe in accordance with Paragraph 217 of the FCC Wireless Infrastructure Report and Order issued on October 21, 2014 (FCC 14-153).

Thank you for your attention to this matter. Should you have any questions, please feel free to contact me at 860-827-2951.

Sincerely,

A handwritten signature in black ink, appearing to read "Melanie Bachman". The signature is fluid and cursive, with a long horizontal stroke at the end.

Melanie Bachman
Executive Director

MAB/FOC/emr

Enclosure: Incomplete Letter dated July 27, 2021

Inclusion of Lease Area Information in Site Plan Memo, dated February 28, 2014.



STATE OF CONNECTICUT
CONNECTICUT SITING COUNCIL

Ten Franklin Square, New Britain, CT 06051

Phone: (860) 827-2935 Fax: (860) 827-2950

E-Mail: siting.council@ct.gov

Web Site: portal.ct.gov/csc

VIA ELECTRONIC MAIL

July 27, 2021

Victoria Masse
Northeast Site Solutions
420 Main Street, Unit 2
Sturbridge, MA 01566

RE: **EM-T-MOBILE-033-210701** – T-Mobile notice of intent to modify an existing telecommunications facility located at 207 West Street, Cromwell, Connecticut.

Dear Ms. Masse:

The Connecticut Siting Council (Council) received a notice of intent to modify the above-referenced facility on July 1, 2021.

According to Section 16-50j-71 of the Regulations of Connecticut State Agencies, "...any modification, as defined in Section 16-50j-2a of the Regulations of Connecticut State Agencies, to an existing tower site, except as specified in Sections 16-50j-72 and 16-50j-88 of the Regulations of Connecticut State Agencies, may have a substantial adverse environmental effect."

Staff has reviewed this exempt modification request for completeness and has identified a deficiency in the request due to lack of notice. The Council issued memoranda on June 22, 2017 and July 12, 2021 to entities requesting exempt modifications requiring a copy of the entire notice and attachments be physically mailed to the chief elected official of the host municipality and the underlying property owner and proof of such mailing shall be submitted to the Council with the request for exempt modification. See attached.

The above referenced request for exempt modification lacks proof that the entire request for exempt modification was physically mailed to the underlying property owner listed on the Town of Cromwell GIS webpage as CNL VII SSCROT LLC.

Therefore, the exempt modification request is incomplete at this time. The Council recommends that Centerline Communications provide proof of proper notice of this exempt modification request to the underlying property owner on or before August 26, 2021. If additional time is needed to gather the requested information, please submit a written request for an extension of time prior to August 26, 2021.

Please provide an electronic version and one hard copy of the requested information for the incomplete exempt modification to be rendered complete and processed. Please include the Council's exempt modification identification number referenced above with the submittal.

This notice of incompleteness shall have the effect of tolling the Federal Communications Commission (FCC) 60-day timeframe in accordance with Paragraph 217 of the FCC Wireless Infrastructure Report and Order issued on October 21, 2014 (FCC 14-153).

Thank you for your attention to this matter. Should you have any questions, please feel free to contact me at 860-827-2951.

Sincerely,

s/ Melanie A. Bachman

Melanie Bachman
Executive Director

MAB/FOC/emr

Enclosures (2): June 22, 2017 & July 12, 2021 Memo to Carriers on proof of notice.



STATE OF CONNECTICUT
CONNECTICUT SITING COUNCIL
 Ten Franklin Square, New Britain, CT 06051
 Phone: (860) 827-2935 Fax: (860) 827-2950
 E-Mail: siting.council@ct.gov
www.ct.gov/csc

VIA ELECTRONIC MAIL

MEMORANDUM

To: Telecommunications Carriers and their Representatives
 From: Melanie Bachman, Executive Director *MAB*
 Re: Exempt Modification/Tower Share Filing Notification
 Date: June 22, 2017

Pursuant to Regulations of Connecticut State Agencies § 16-50j-73 and §16-50j-88, the April 2013 *Filing Guide for Modification of Existing Telecommunications Facilities*, and the August 2013 *Tower Share Filing Guide*, notice in writing shall be provided to "the Council, the property owner of record... and the chief elected official" of the intent to modify or share an existing telecommunications facility" (see Attachments).

Effective immediately, **a copy of the notice and the attachments**, including, but not limited to, engineering drawings, structural analysis (the structural analysis report without tower data and calculation appendices is sufficient) and power density calculation of the request for an exempt modification or tower share shall be **physically mailed** to the chief elected official of the host municipality and underlying property owner where the existing telecommunications facility is located and proof of mailing shall be submitted to the Council with the request. Proof of mailing requires an acknowledgment from the carrier (United States Postal Service or private carrier such as UPS/FedEx) that a parcel was delivered to the recipient. **E-mail service is unacceptable.**

Thank you in advance for your cooperation.

Attachments: Altrio Investment Group, LLC correspondence, dated June 16, 2017
 City of Danbury email correspondence, dated June 8, 2017

MAB/FOC/laf



- | | |
|---|--|
| <p>Recipient List:</p> <ul style="list-style-type: none"> Christopher B. Fisher, Esq., AT&T Ray Perry, Airosmith Development, Inc. Arthur Perkowski, Airosmith Development, Inc. Alex Mushsteyn, Centerline Communications Michael Gentile, Centerline Communications David Ford, Centerline Communications Adam Wolfey, Centerline Communications Steve Levine, Centek Engineering, Inc. Jeff Barbadora, Crown Castle Amanda Cornwall, Crown Castle Kimberly Myl, Crown Castle Donna Neal, Crown Castle Sarah Snell, Empire Telecom Nicole Caplan, Empire Telecom Jack Andrews, Empire Telecom Jennifer Iliades, Empire Telecom Melanie Howlett, HPC Wireless Alex Giannaras, HPC Wireless Denise Sabo, Northeast Site Solutions Deborah Chase, Northeast Site Solutions Victoria Masse, Northeast Site Solutions | <ul style="list-style-type: none"> Mark Roberts, QC Development Tim Burks, SAI Communications Rick Woods, SBA Kri Pelletier, SBA Peter Nute, SBA Adam Brailard, Smartlink, LLC David Barbagallo, Smartlink LLC Romina Kirchmaier, Smartlink LLC Thomas J. Regan, Esq., Sprint Sam Simons, T-Mobile Greg Shappy, Transcend Wireless Kyle Richers, Transcend Wireless Jennifer Ardis, Transcend Wireless James Burgess, TRM, Inc. Jacqueline Clifford, TRM, Inc. Matt Burke, TRM, Inc. Jon Ritter, TRM, Inc. Kenneth C. Baldwin, Esq., Verizon Wireless Eric Dahl, Vertical Development LLC Jamie Ford, Vertical Development LLC Matthew Bandle, Vertical Development LLC |
|---|--|



21 Acorn Road Phone: 203-461-3496
Branford, CT Fax: 203-483-8804
06405 asecondino@asecondinogroup.com

ALTRIO INVESTMENT GROUP, LLC

em-t-mobile-014-170523



June 16, 2017

Ms. Amanda Cornwall
Crown Castle
12 Gill Street, Suite 5800
Woburn, MA 01801

**RE: T-Mobile Tower Modifications, 21 Acorn Road, Branford CT
Reference Site # CTNH509A**

Dear Ms. Cornwall,

Please provide Altrio Investment Group (*Landlord and Property Owner*) with all pertinent documentation and information regarding modifications to the subject communication tower or ground lease area including structural analysis report, modification drawings, structural drawings, and drawings indicating T-Mobile equipment plans and elevations.

Please also notify all involved parties that any holes or penetrations in the building envelope are to be performed by the Landlord, Altrio Investment Group LLC and will be billed to the responsible parties.

Best regards,

Alfred J. Secondino
Managing Member

CC: Melanie A Bachman, CT Siting Council, Executive Director
File

Cunliffe, Fred

From: Bachman, Melanie
Sent: Thursday, June 08, 2017 3:35 PM
To: Deborah Chase
Cc: 'Sheldon Freinle'; 'Denise Sabo'; 'Victoria Masse'
Subject: RE: 41 Padanaram Road, Danbury CT 06811 (CT11896A L1900) T-Mobile Antenna EM Application

Good afternoon,

I received a call from Robin Edwards, Corporation Counsel for the City of Danbury. She was concerned about how notice of this request was provided to the City and indicated that it appeared the request was submitted through their "311 service" from their website, this appears to be a City Service Request Form. I snipped the link to it below for your convenience. The cover letter indicates that a copy was sent to the Mayor and the Director of Planning. Could someone please confirm that a copy of the letter was actually sent rather than submitted to the "311 service" when you have a chance?

Thanks,

Resources



Melanie A. Bachman, Esq.
Executive Director/Staff Attorney
Connecticut Siting Council
10 Franklin Square
New Britain, CT 06051
860-827-2951



CONFIDENTIAL INFORMATION

From: Deborah Chase [mailto:deborah@northeastitesolutions.com]
Sent: Friday, May 26, 2017 3:12 PM
To: CSC-DL Siting Council <Siting.Council@ct.gov>; Bachman, Melanie <Melanie.Bachman@ct.gov>; Mathews, Lisa A <Lisa.A.Mathews@ct.gov>
Cc: Sheldon Freinle <sheldon@northeastitesolutions.com>; Denise Sabo <denise@northeastitesolutions.com>; Victoria Masse <victoria@northeastitesolutions.com>
Subject: 41 Padanaram Road, Danbury CT 06811 (CT11896A L1900) T-Mobile Antenna EM Application

Siting Council,

1

Enclosed please find the Notice of Exempt Modification package from Northeast Site Solutions on behalf of T-Mobile in connection with the above-referenced site.

We are mailing the original and two (2) copies to your office.

Please let me know if you have any questions or problems with the attachment.

Sincerely,

Deborah Chase
Senior Project Coordinator & Analyst
Mobile: 860-490-8839



▲ Save a tree. Reduce. Reuse. Recycle.



STATE OF CONNECTICUT

CONNECTICUT SITING COUNCIL

Ten Franklin Square, New Britain, CT 06051

Phone: (860) 827-2935 Fax: (860) 827-2950

E-Mail: siting.council@ct.gov

Web Site: portal.ct.gov/csc

VIA ELECTRONIC MAIL

July 12, 2021

TO: Telecommunications Industry Representatives

FROM: Melanie A. Bachman, Executive Director *MAB*

RE: Exempt Modification/Tower Share Filings

Pursuant to Regulations of Connecticut State Agencies § 16-50j-73 and §16-50j-88, the April 2013 *Filing Guide for Modification of Existing Telecommunications Facilities*, and the August 2013 *Tower Share Filing Guide*, notice in writing shall be provided to "the Council, the property owner of record... and the chief elected official" of the intent to modify or share an existing telecommunications facility."

The Town of Plainfield notified the Council that an exempt modification request and a copy of the Council's June 14, 2021 decision on the request was received by the Town without explanation on July 6, 2021 with a FedEx shipping label dated May 21, 2021. The Town was not provided written notice of the request as required by the regulations and filing guides.

On June 22, 2017, the Council informed requesting entities by memorandum that a copy of the notice and the attachments of the request for exempt modification or tower share ***shall be physically mailed to the chief elected official of the host municipality*** and underlying property owner where the existing telecommunications facility is located and ***proof of mailing shall be submitted to the Council with the request.***

Proof of mailing requires an acknowledgment from the carrier (United States Postal Service or private carrier such as UPS/FedEx) that a parcel was sent to the recipient. A printed shipping label without evidence that the parcel was actually mailed on a specific date is unacceptable.

Pursuant to Sections 16-50j-39a and 16-50j-90, no request shall be processed unless proof of mailing is submitted to the Council with the request.

Thank you in advance for your cooperation.



STATE OF CONNECTICUT
CONNECTICUT SITING COUNCIL

Ten Franklin Square, New Britain, CT 06051
Phone: (860) 827-2935 Fax: (860) 827-2950
E-Mail: siting.council@ct.gov
www.ct.gov/csc

VIA ELECTRONIC MAIL

February 28, 2014

TO: Kenneth C. Baldwin, Esq., Verizon Wireless
Christopher B. Fisher, Esq., AT&T
Julie D. Kohler, Esq., T-Mobile
Thomas J. Regan, Esq., Sprint
John R. Morissette, Northeast Utilities
Bruce L. McDermott, Esq., United Illuminating
Alex Giannaras, HPC Wireless
Steve Levine, Centek Engineering, Inc.

Adam Braillard, Smartlink, LLC
Melanie Howlett, HPC Wireless
Rick Woods, SBA
Kri Pelletier, SBA
James Burgess, TRM, Inc.
Jacqueline Clifford, TRM, Inc.
Matt Burke, TRM, Inc.

FROM: Melanie A. Bachman, Acting Executive Director *MAB*

RE: Exempt Modification/Tower Share Filings

Pursuant to Section 16-50aa of the Connecticut General Statutes, the Connecticut Siting Council (Council) shall issue an order approving shared use of a telecommunications facility if the proposed shared use of the facility is technically, legally, environmentally and economically feasible and meets public safety concerns.

Pursuant to Section 16-50j-72(b)(2)(B) of the Regulations of Connecticut State Agencies, changes on an existing telecommunications tower site that do not extend the boundaries of the site by any dimension shall not constitute a modification. "Site" is defined under Section 16-50j-2a(22) as "a contiguous parcel of property with specified boundaries, including, but not limited to, **the leased area**, right-of-way, access and easements on which a facility and associated equipment are located, shall be located, or are proposed to be located" (Emphasis added).

A Town Planner recently informed the Council that a request for installation of a backup generator at an existing telecommunications tower site was proposed outside of the boundaries depicted on the site plan approved by the town and expressed concern that the town, in the process of approving PCS towers prior to the Council assuming jurisdiction, was not aware that there were leased areas.

The Council hereby requests that a depiction or description of the leased area for the subject site be included with the site plan for requests for tower shares and exempt modifications. This information is critical to a determination that the requested shared use or requested modification does not extend the boundaries of the site by any dimension.

Thank you in advance for your cooperation.

From: Victoria Masse <victoria@northeastsitesolutions.com>
Sent: Friday, August 13, 2021 5:04 PM
To: CSC-DL Siting Council <Siting.Council@ct.gov>
Cc: TMO-CT <TMO-CT@northeastsitesolutions.com>
Subject: EM-T-MOBILE-033-210701: 207 West Street, Cromwell, Connecticut (CTHA241C-NHP)

EXTERNAL EMAIL: This email originated from outside of the organization. Do not click any links or open any attachments unless you trust the sender and know the content is safe.

Good Afternoon,
Please be advised that we have revised our construction drawings to have our proposed generator within our existing compound. We will be submitting a revised application next week.

EM-T-MOBILE-033-210701: 207 West Street, Cromwell

Thank you

--

Victoria Masse

Zoning & Permitting Specialist

Notary Public

Mobile: 860-306-2326

Office: 420 Main Street Unit 1 Box 2 Sturbridge, MA 01566

Email: victoria@northeastsitesolutions.com





NSS **NORTHEAST**
SITE SOLUTIONS
Turnkey Wireless Development

Northeast Site Solutions
Victoria Masse
420 Main Street, Unit 2
Sturbridge, MA 01566
860-306-2326
victoria@northeastsitesolutions.com

June 22, 2021

Members of the Siting Council
Connecticut Siting Council
Ten Franklin Square
New Britain, CT 06051

RE: Notice of Exempt Modification
207 West Street, Cromwell CT 06416
Latitude: 41.602208
Longitude: -72.67934
T-Mobile Site#: CTHA241C_NHP

Dear Ms. Bachman:

T-Mobile currently maintains nine (9) antennas at the 50 and 41-foot levels of the existing 53-foot monopole tower at 207 West Street, Cromwell CT. The 53-foot tower and property are owned by The Stop & Shop Supermarket Company LLC. T-Mobile now intends to add a 25Kw generator to an extended concrete pad within an expanded fenced compound.

Ground work only-Install New:

- (1) GENERAC RD 25 KW AC DIESEL GENERATOR – 240-gallon double walled self-contained tank with fuel sensor. Requires two (2) 12-minute run cycles by-weekly.
- (1) Concrete Pad Extension
- (1) Fenced Area (89 S.F.)



This facility was approved by the CT Siting Council –on January 18, 2006- Petition No. 799. Please see attached approval.

Please accept this letter as notification pursuant to Regulations of Connecticut State Agencies § 16- SOj-73, for construction that constitutes an exempt modification pursuant to R.C.S.A. § 16-50j-72(b)(2). In accordance with R.C.S.A. § 16-SOj-73, a copy of this letter is being sent to Mayor Enzo Faienza, and Stuart B. Popper, Director of Planning and Development for the Town of Cromwell, as well as the property owner and the tower owner.

The planned modifications to the facility fall squarely within those activities explicitly provided for in R.C.S.A. § 16-50j-72(b)(2).

1. The proposed modifications will not result in an increase in the height of the existing structure.
2. The proposed modifications will not require the extension of the site boundary.
3. The proposed modifications will not increase noise levels at the facility by six decibels or more, or to levels that exceed state and local criteria.
4. The operation of the replacement antennas will not increase radio frequency emissions at the facility to a level at or above the Federal Communications Commission safety standard.
5. The proposed modifications will not cause a change or alteration in the physical or environmental characteristics of the site.
6. The existing structure and its foundation can support the proposed loading.

For the foregoing reasons, T-Mobile respectfully submits that the proposed modifications to the above referenced telecommunications facility constitute an exempt modification under R.C.S.A. § 16-50j-72(b)(2).

Sincerely,

Victoria Masse
Mobile: 860-306-2326
Fax: 413-521-0558
Office: 420 Main Street, Unit 2, Sturbridge MA 01566
Email: victoria@northeastsitesolutions.com



NSS **NORTHEAST**
SITE SOLUTIONS
Turnkey Wireless Development

Attachments


cc: Mayor Enzo Faienza (*email only at Mayor@cromwellct.com*)

Town Manager- Anthony J Salvatore (*email only at asalvatore@cromwellct.com*)

Stuart B. Popper, Director of Planning and Development (*email only at spopper@cromwellct.com*)

The Stop & Shop Supermarket Company LLC. - as property and tower owner (*email only at service@peapod.com*)

Exhibit A



Daniel F. Caruso
Chairman

STATE OF CONNECTICUT
CONNECTICUT SITING COUNCIL

Ten Franklin Square, New Britain, CT 06051
Phone: (860) 827-2935 Fax: (860) 827-2950
E-Mail: siting.council@ct.gov
Internet: ct.gov/csc

**CERTIFIED MAIL
RETURN RECEIPT REQUESTED**

January 22, 2007

H. Karina Fournier
Zoning Department
T-Mobile
30 Cold Spring Road
Rocky Hill, CT 06067

RE: **PETITION NO. 799** - Omnipoint Communications, Inc. (T-Mobile) petition for a declaratory ruling that no Certificate of Environmental Compatibility and Public Need is required for the replacement of an existing gas station sign with a monopole at 207 West Street, Cromwell, Connecticut.

Dear Ms. Fournier:

At a public meeting held on January 18, 2007, the Connecticut Siting Council (Council) considered and ruled that this proposal would not have a substantial adverse environmental effect, and pursuant to General Statutes § 16-50k would not require a Certificate of Environmental Compatibility and Public Need with the following conditions:

1. The applicant shall prepare an erosion and sediment control checklist for use in the field.
2. The applicant shall notify the Development Compliance Officer and the Town Engineer prior to commencement of work.

This decision is under the exclusive jurisdiction of the Council and is not applicable to any other modification or construction. All work is to be implemented as specified in the petition, dated December 21, 2006.

Enclosed for your information is a copy of the staff report on this project.

Very truly yours,

Daniel F. Caruso
Chairman

DFC/MP/laf

c: The Honorable Paul C. Beaulieu, First Selectman, Town of Cromwell
Frederic Curtin, Zoning Enforcement Officer, Town of Cromwell



Daniel F. Caruso
Chairman

STATE OF CONNECTICUT

CONNECTICUT SITING COUNCIL

Ten Franklin Square, New Britain, CT 06051

Phone: (860) 827-2935 Fax: (860) 827-2950

E-Mail: siting.council@ct.gov

Internet: ct.gov/csc

Petition No. 799

Staff Report

T-Mobile

207 West Street, Cromwell

January 18, 2006

On December 21, 2006, the Connecticut Siting Council (Council) received a petition (Petition) from Omnipoint Communications, Inc. (T-Mobile) for a declaratory ruling that no Certificate of Environmental Compatibility and Public Need is required for the proposed replacement of a gas station sign with a monopole at 207 West Street, Cromwell. Specifically, T-Mobile seeks to remove an existing 54-foot high sign structure (that is not currently being used for any purpose) and replace it with a 54-foot monopole on the property of an Exxon Station on Route 372 (West Street). The existing sign structure does not meet the current wind load requirements for T-Mobile's proposed antennas.

The Petition was field reviewed by Council member Phil Ashton and Mike Perrone of the Council staff on January 8, 2007. Two representatives from T-Mobile: H. Karina Fournier, Zoning Department and Brian Paul, Construction Manager also attended the field review.

The monopole would have three flush-mounted panel antennas centered at the 51-foot level, so that the top of the antennas would be flush with the top of the tower. The proposed antennas would fill an existing coverage gap T-Mobile has in parts of Cromwell in the vicinity of Route 372.

T-Mobile would also install a 15-foot x 15-foot fenced compound which would contain equipment including three BTS cabinets on two 5-foot x 10-foot concrete pads. The proposed tower would be located in the same location as the existing sign. The compound would be separate from the tower.

To the south of the site, the surrounding area is wooded. To the north of the site is Route 372 with a commercial property across the street and one residential/commercial property diagonally across the street. To the east of the site is Stop and Shop Plaza. To the west of the site is commercial.

The nearest wetlands are approximately 55 feet to the south of the proposed compound. T-Mobile would install proper erosion and sedimentation controls. T-Mobile has received a permit from the Town of Cromwell Inland Wetlands and Watercourses Agency (Town IWWA). The Town IWWA granted the petition with the following general conditions:



Affirmative Action / Equal Opportunity Employer

1. The applicant shall prepare an erosion and sediment control checklist for use in the field.
2. The permit shall expire five years after the date of the issuance (if the project is not constructed).
3. All development shall be conducted as shown on plans submitted in connection with the application as amended to reflect any conditions of approval.
4. The Permittee shall notify the Development Compliance Officer and the Town Engineer prior to commencement of any work.

The tower would not be located in a flood zone. The equipment compound would be technically located in a 500-year flood zone; however, the chances of such a flood occurring are very remote (approximately 0.2 percent in a given year).

The proposed monopole would be the same height as the existing sign structure, but considerably narrower and more compact. As such, the visual impact is expected to decrease with T-Mobile's proposal. In addition, the equipment compound would be located behind an existing wood stockade fence, thus significantly blocking the view of the compound from Route 372. Utilities would run underground and would connect to an existing wood pole on Route 372.

The height of the proposed monopole is also not significantly higher than the existing 40 to 45 feet tall electric distribution poles on Route 372. The tower is well under 200 feet tall and there are no airports within 5 miles of the site, so FAA registration is not required. Also, the worst-case power density at the base of the tower would be 24.9% of the applicable limit.

The structural analysis takes into account the three antennas and also indicates that the tower would be capable of supporting a 9-foot by 9-foot sign on the top. However, there are no plans to install a sign as part of T-Mobile's proposal. Should the property owner decide to install a sign in the future, it would require a separate municipal review and approval. But if a sign is contemplated, Council staff notes that this could increase the visibility of the structure.

All abutters (including the properties across the street) and the property owner were notified by T-Mobile by letters and all were asked to contact S. Derek Phelps with any questions or concerns by January 16, 2006. No comments were received.

Staff suggests adopting the following conditions:

1. The applicant shall prepare an erosion and sediment control checklist for use in the field.
2. The applicant shall notify the Development Compliance Officer and the Town Engineer prior to commencement of any work.

Exhibit B



Patriot Properties Inc.

Parcel ID: **00422500** Location: **207 WEST STREET** Map-Lot **21-6A** Last Revaluation - **October 1, 2017**

Current Owner
 TA CROMWELL LLC
 TA NEW MILFORD LLC
 0 PO BOX 6500
 CARLISLE PA 17013

Percent
 100

Current Value Information Override

Use Code	Land Value	PA 490 Value	Building Value	Outbuildings	Total Value	Total Assessed
201	652,600	0	284,543	100,000	1,037,143	726,000
TOTAL	652,600	0	284,543	100,000	1,037,143	726,000

Previous Value Information

Tax Yr	Land Value	Bldg Value	Outbuildings	Total Value	Total Assesmen
2018	652,600	252,800	464,300	1,369,700	958,790
2017	652,600	252,800	464,300	1,369,700	958,790
2016	537,650	317,140	87,480	942,270	659,600
2015	537,650	317,140	87,480	942,270	659,600
2014	537,650	317,140	87,480	942,270	659,600
2013	537,650	317,140	87,480	942,270	659,600

Sales Information

Grantee	Vol-Page	Type	SaleDate	SalePrice	Sale Verif	GeneralNotes
TA CROMWELL LLC	1474-120		09/11/2013	1,282,105	Other	1,282,105 PURCHASE WAS FOR 36.8
TA CROMWELL LLC	1432-218		10/17/2012	0	Other	
COLUMBIA PROPERTY INVE\$	1338-242		06/25/2010	2,896,897		
GAS DEVELOPMENT CROMW	1335-029		05/26/2010	1,820,000		
CHOUDHRY TAHIR	989-131		12/08/2003	610,000		

General Notes

STOP + SHOP GAS MART

Previous Owner(s)

TA CROMWELL LLC
 CPI CROMWELL LLC

Property Factors

Census 5701
 Flood: YES
 Topo:
 Street: Paved
 Dev. Map ZZ-18
 Dev. Map

Zoning Data

Desc. %
 HB 100.00

Utilities

2 Public Water
 3 Public Sewer

BAA

17G;07K

Activity Information

Date	Results	Visited By
12/27/2017	Informal Review No Change	John Valente
09/11/2017	Change - Value Change Company	John Valente
05/19/2017	No Change - Field Review	Dave Stannard
09/20/2011	Permit- Miscellaneous	AO
01/28/2011	Permit- Miscellaneous	AO
11/18/2010	Permit- Miscellaneous	AO
11/16/2010	Permit- Miscellaneous	AO
10/25/2010	Permit- Miscellaneous	AO
10/19/2010	Permit- Miscellaneous	AO
10/19/2010	Permit- Miscellaneous	AO

Building Permit Information

Date	Permit #	Description	Amount	% Comp	Visit Date	CO Date	GeneralNotes
09/13/2011	20141	Other	5,400	100	09/20/2011	09/20/2011	Rplc tank monitor, consul
11/29/2010	19525	Sign	25,000	100	01/28/2011	01/01/2011	
11/18/2010	19514	Other	0	100	11/18/2010		Inst dry chem fire suppre
11/16/2010	19498	Electric	0	100	11/16/2010		Install CCTV close circui
10/25/2010	19445	Electric	0	100	10/25/2010		
10/19/2010	19427	Other	565,000	100	10/19/2010	12/01/2010	Retrofit existng fuel fa
10/19/2010	19428	Other	0	100	10/19/2010		Install burglar alarm
06/01/2009	18378	Other	26,000	100	01/27/2010	01/27/2010	swap antennas on cell tow

Land Data

Use	Description	Units	Unit Type	Neiah	Land Adjustments	Special Land Calc	Appraised Value	PA 490 Asmt	Neigh Order	Notes
201	Commercial	51,836	SF	CL			652,600	0	1400	USE

Total Area: 1.19 PA 490 Use Asmt: 0 Total Appraised: 652,600 Assessed Value: 456,820

ParcelID: 00422500
 Bldg Seq 1 Of 1

Location: 207 WEST STREET

Printed By: Shawna 04/06/2018 9:01:10PM

Exterior Information

Building Type: Gas Mart
 Story Ht: 1 Story
 Living Units: 0
 Foundation:
 Prim. Ext. Wall: Concrete 50%
 Sec. Ext. Wall: Pre-finish Me 50%
 Roof Type: Flat
 Roof Cover: T&G/Rubber
 Avg. Wall Ht: 14.00
 Color:

Condo Information

Name:
 Style:
 Location:
 Tot Units:

General Information

Year Blt: 1973
 Grade: B-
 Remodeled Yr: 2010
 Rem. Kitchen Yr:
 Rem. Bath Yr:

Interior Information

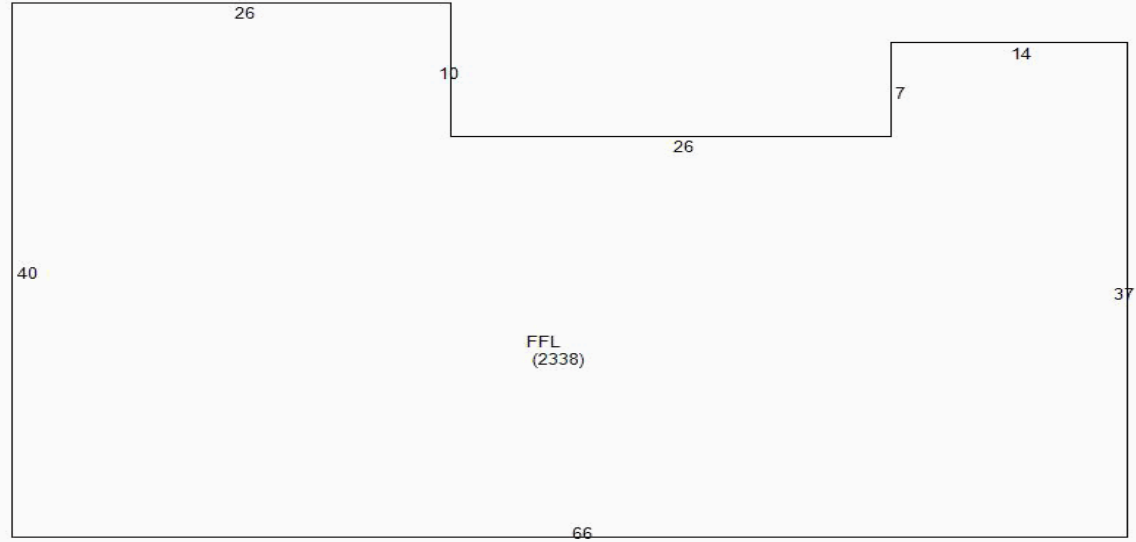
Prime Wall: Drywall
 Sec. Wall:
 Floor Type: Ceram Clay T
 Sec. Floor:
 Heat Fuel: Gas
 Heat Type: Forced Air
 Sec. Ht Type:
 % A/C: 100
 % Sprinkled: 0
 Bsmt. Gar: 0
 Kitchens: 0 Add. Kit: 0
 Fireplaces: 0 Gas: 0
 Int. Condition: Typical

Depreciation

	%
Phys Cond	Very Good 13.20
Func	0.00
Econ	0.00
Spec	0.00
OV	0.00
Total %Dep:	13.20

Calculation

Basic \$/SQ	117.00
Replacement Cost	296,863
Depreciation	39,186
Depreciated Value	257,677
Final Total (Rounded)	257,700



Room Count

Total Rooms:
 Bedrooms:

Bath Features

Full Baths: 0
 Addl. Full Baths: 0
 Half Baths: 0
 Addl. Half Baths: 0
 Full Bths Below: 0
 Half Bths Below: 0
 Other Fixtures: 0
 Total Baths: 0.0



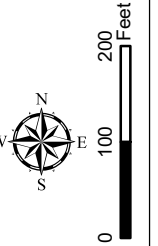
Extra Features / Yard Items (1st 10 Lines Displayed)

Code	Description	Qty	Size	Cond.	Year	Unit Price	Dep%	UndepValue	Appraised Value	Assessment
LT1	Light 1	1	3	AV	2002	1,000.00	13	3,600	3,100	2,170
LT2	Light 2	1	1	AV	2002	1,500.00	13	1,800	1,600	1,120
PAV1	Paving Asph.	1	12,900	AV	1973	3.00	35	46,440	30,200	21,140
PAV2	Paving Concr	1	4,370	AV	2002	5.00	13	26,220	22,800	15,960
TNK2	Tank 3K-10K	1	10,000	PR	2002	20.00	23	240,000	184,800	129,360
TNK3	Tank >10K	1	12,000	PR	2002	20.00	23	288,000	221,800	155,260
Total Sp. Features:						464,300		Total Appraised:	464,300	Total Assessed Value 325,010

Sub Area Detail

Code	Desc.	Living	Gross Area
FFL	First Floor	2,338	2,338
Total		2,338	2,338

- Parcel on Current Map
- Parcel Not on Current Map
- Easements
- Historic Lines
- 0088200 Parcel Identifier
- 9.02 AC Parcel Size (in acres)
- 100 Parcel Address
- 234.5 Parcel Dimension



Town of Cromwell Connecticut



15	22	32
14	21	31
13	20	30

This tax map is for assessment purpose only.
It is not valid to use this map as a survey or for
property conveyance.

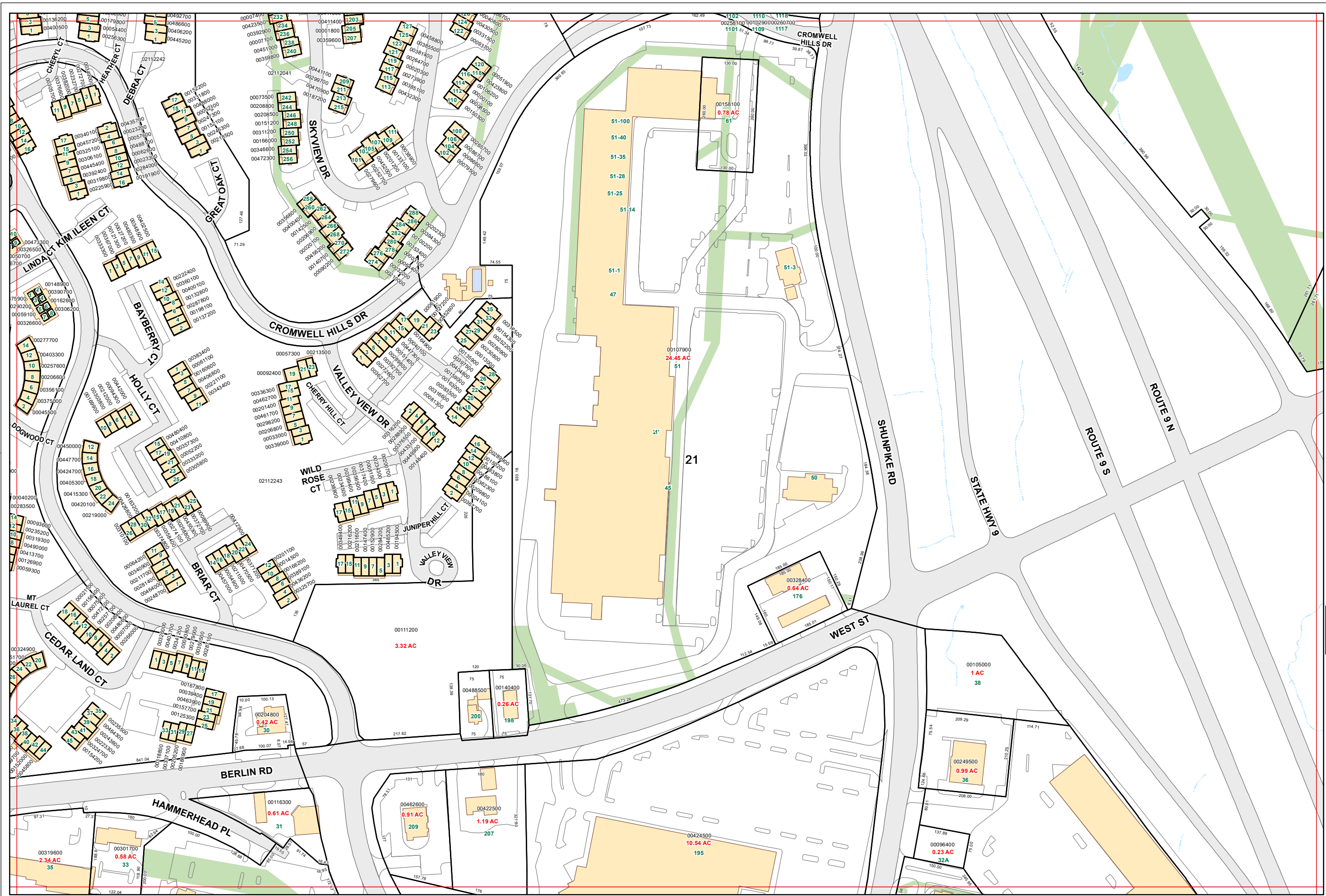


Exhibit C

Copyright © 2020 Foresite LLC all rights reserved. The details, templates, drawing formats or any portion of this document generated by Foresite LLC may not be duplicated, traced or used otherwise for any profit-driven enterprise.

MODIFICATION OF EXISTING WIRELESS FACILITY BY



T-MOBILE NORTHEAST LLC

PROJECT TITLE: NATIONAL HARDENING

SITE NUMBER: CTHA241C

SITE NAME: HA241 / EXXON SIGN

SITE ADDRESS: 207 WEST STREET

CROMWELL, CT 06416

APPLICANT:


T-MOBILE NORTHEAST LLC
 35 GRIFFIN ROAD SOUTH
 BLOOMFIELD, CT 06002
 860-692-7100

PROJECT MANAGER

NORTHEAST SITE SOLUTIONS
Turning Wireless Development
 420 MAIN STREET, BLDG 4
 STURBRIDGE, MA 01566
 203-275-6669

CONSULTANT:

FORESITE LLC
 Architects . Engineers . Surveyors
 462 WALNUT STREET
 NEWTON, MA 02460
 617-212-3123



THIS DOCUMENT IS THE DESIGN PROPERTY AND COPYRIGHT OF FORESITE, LLC. AND FOR THE EXCLUSIVE USE BY THE TITLE CLIENT. DUPLICATION OR USE WITHOUT THE EXPRESS WRITTEN CONSENT OF THE CREATOR IS STRICTLY PROHIBITED. DRAWING SCALES ARE INTENDED FOR 11"x17" SIZE PRINTED MEDIA ONLY. ALL OTHER PRINTED SIZES ARE DEEMED "NOT TO SCALE".

PROJECT NOTES:

1. THIS IS AN UNMANNED TELECOMMUNICATION FACILITY AND NOT FOR HUMAN HABITATION. HANDICAPPED ACCESS IS NOT REQUIRED. POTABLE WATER OR SANITARY SERVICE IS NOT REQUIRED. NO OUTDOOR STORAGE OR ANY SOLID WASTE RECEPTACLES REQUIRED.
2. CONTRACTOR SHALL VERIFY ALL PLANS, EXISTING DIMENSIONS, AND CONDITIONS ON THE JOB SITE. CONTRACTOR SHALL IMMEDIATELY NOTIFY THE ARCHITECT/ENGINEER IN WRITING OF ANY DISCREPANCIES BEFORE PROCEEDING WITH THE WORK. FAILURE TO NOTIFY THE ARCHITECT/ENGINEER PLACES THE RESPONSIBILITY ON THE CONTRACTOR TO CORRECT THE DISCREPANCIES AT THE CONTRACTOR'S EXPENSE.
3. DEVELOPMENT AND USE OF THE SITE WILL CONFORM TO ALL APPLICABLE CODES, ORDINANCES AND SPECIFICATIONS.

CODE COMPLIANCE:

ALL WORK SHALL COMPLY WITH THE CURRENT NATIONAL AND CONNECTICUT STATE BUILDING AND LIFE SAFETY CODES. SUPPLEMENTS AND AMENDMENTS INCLUDING BUT NOT LIMITED TO THE LATEST EDITION OF:

CONNECTICUT STATE BUILDING CODE (CSBC).
 ANSI/TIA-222-G STRUCTURAL STANDARD FOR ANTENNA SUPPORTING STRUCTURES AND ANTENNAS.
 NATIONAL ELECTRICAL CODE (NEC) FOR POWER AND GROUNDING REQUIREMENTS.

OCCUPATIONAL SAFETY AND HEALTH ACT (OSHA).
 NFPA - NATIONAL FIRE PROTECTION ASSOCIATION.

Connecticut - Call Before You Dig **Advance Notice:**
 811 or 1-800-922-4455 Minimum of 2 working days in advance, no more than 30 days in advance

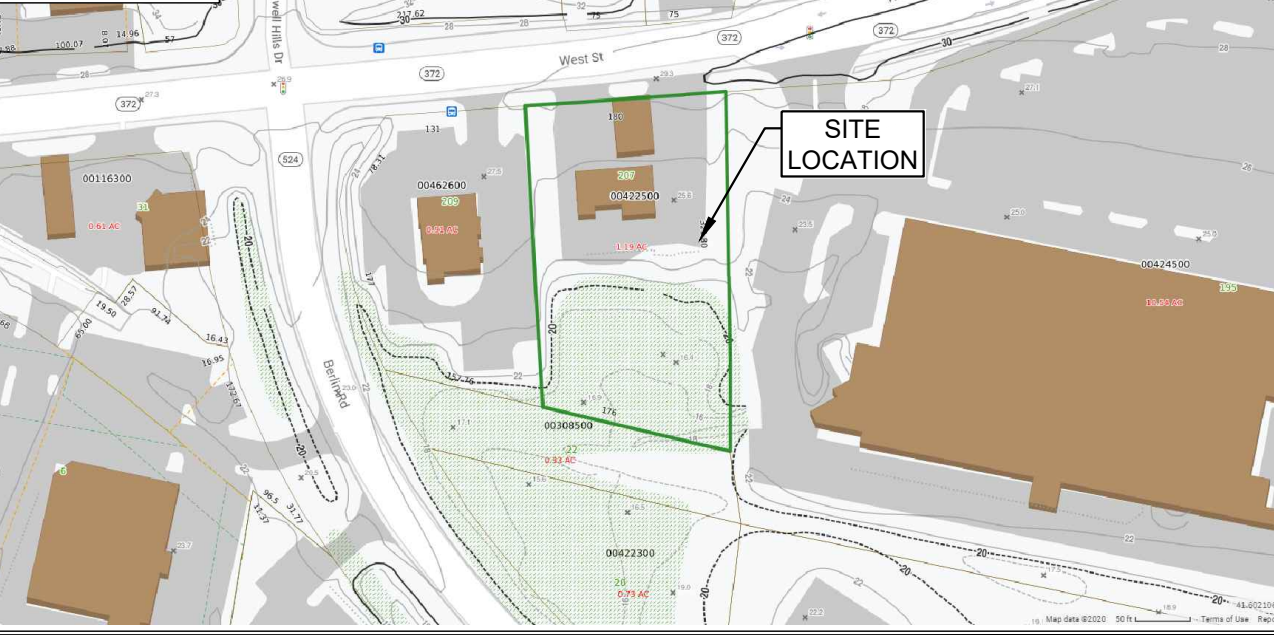
APPROVALS:

FSA CM	DATE
RF ENGINEER	DATE
FOPS	DATE
T-MOBILE ENGINEERING AND DEVELOPMENT	DATE
	DATE
	DATE

SITE IMAGE:



SITE MAP :



PROJECT SCOPE:

THE PROPOSED PROJECT SCOPE WILL CONSIST OF INSTALLING A NEW GENERAC RD 25 KW AC DIESEL GENERATOR AND TANK FOR AN EXISTING TELECOM BASE STATION. NO SIGNIFICANT GRADING IS REQUIRED. ALL WORK IS CONTAINED WITHIN THE EXISTING T-MOBILE FENCED EQUIPMENT AREA.

PROJECT INFORMATION:

ADDRESS: 207 WEST STREET
 CROMWELL, CT 06416

PARCEL ID: 00422500

ZONING DISTRICT: HB

COORDINATES: 41° 36' 07.94" N, 72° 40' 45.61" W

AVERAGE GROUND ELEV.: 23± (AMSL)

PROJECT TEAM:

APPLICANT: T-MOBILE NORTHEAST, LLC.
 35 GRIFFIN ROAD SOUTH
 BLOOMFIELD, CT 06002
 860-692-7100

PROPERTY OWNER: TA CROMWELL LLC
 TA NEW MILFORD LLC
 PO BOX 6500
 CARLISLE, PA 17013

PROJECT MANAGER: NORTHEAST SITE SOLUTIONS
 420 MAIN STREET, BLDG 4
 STURBRIDGE, MA 01566
 SHELDON FREINCLE
 SHELDON@NORTHEASTSITESOLUTIONS.COM
 201-776-8521

ENGINEERING CONSULTANTS: FORESITE LLC
 462 WALNUT ST
 NEWTON, MA 02460
 SAEED MOSSAVAT
 SMOSSAVAT@FORESITELLC.COM
 617-212-3123

SHEET INDEX:

- T-1: TITLE SHEET
- N-1: GENERAL NOTES
- C-1: SITE POINT CLOUD
- A-1: SITE PLAN
- A-2: GENERATOR SPECIFICATIONS
- A-3: GENERATOR SPECIFICATIONS
- A-4: AUTOMATIC TRANSFER SWITCH SPECIFICATIONS
- A-5: CONCRETE PAD AND UNDERGROUND CONDUIT DETAILS
- E-1: ELECTRICAL DETAILS
- G-1: GROUNDING DETAILS

REV	DESCRIPTION	DATE
A	PRELIMINARY	05/22/21
0	FINAL ISSUED	05/25/21

SITE NUMBER: CTHA241C
 SITE NAME: HA241 / EXXON SIGN
 SITE ADDRESS: 207 WEST STREET
 CROMWELL, CT 06416

SHEET TITLE:
 T-1: TITLE SHEET

Copyright © 2020 Foresite LLC all rights reserved. The details, templates, drawing formats or any portion of this document generated by Foresite LLC may not be duplicated, traced or used otherwise for any profit-driven enterprise.

1. THE CONTRACTOR SHALL GIVE ALL NOTICES AND COMPLY WITH ALL LAWS, ORDINANCES, RULES, REGULATIONS AND LAWFUL ORDERS OF ANY PUBLIC AUTHORITY, MUNICIPAL AND UTILITY COMPANY SPECIFICATIONS, AND LOCAL AND STATE JURISDICTIONAL CODES BEARING ON THE PERFORMANCE OF THE WORK. THE WORK PERFORMED ON THE PROJECT AND THE MATERIALS INSTALLED SHALL BE IN STRICT ACCORDANCE WITH ALL APPLICABLE CODES, REGULATIONS, AND ORDINANCES.
2. THE ARCHITECT/ENGINEER HAS MADE EVERY EFFORT TO SET FORTH IN THE CONSTRUCTION AND CONTRACT DOCUMENTS THE COMPLETE SCOPE OF WORK. THE CONTRACTOR BIDDING THE JOB IS NEVERTHELESS CAUTIONED THAT MINOR OMISSIONS OR ERRORS IN THE DRAWINGS AND OR SPECIFICATIONS SHALL NOT EXCUSE SAID CONTRACTOR FROM COMPLETING THE PROJECT AND IMPROVEMENTS IN ACCORDANCE WITH THE INTENT OF THESE DOCUMENTS.
3. THE CONTRACTOR OR BIDDER SHALL BEAR THE RESPONSIBILITY OF NOTIFYING (IN WRITING) THE CLIENT'S REPRESENTATIVE OF ANY CONFLICTS, ERRORS, OR OMISSIONS PRIOR TO THE SUBMISSION OF CONTRACTOR'S PROPOSAL OR PERFORMANCE OF WORK.
5. THE CONTRACTOR SHALL VISIT THE JOB SITE PRIOR TO THE SUBMISSION OF BIDS OR PERFORMING WORK TO FAMILIARIZE HIMSELF WITH THE FIELD CONDITIONS AND TO VERIFY THAT THE PROJECT CAN BE CONSTRUCTED IN ACCORDANCE WITH THE CONSTRUCTION DOCUMENTS.
6. THE CONTRACTOR SHALL INSTALL ALL EQUIPMENT AND MATERIALS ACCORDING TO THE MANUFACTURER'S / VENDOR'S SPECIFICATIONS UNLESS NOTED OTHERWISE OR WHERE LOCAL CODES OR ORDINANCES TAKE PRECEDENCE.
7. THE CONTRACTOR SHALL MAKE NECESSARY PROVISIONS TO PROTECT EXISTING IMPROVEMENTS DURING CONSTRUCTION.
8. THE CONTRACTOR SHALL COMPLY WITH ALL PERTINENT SECTIONS OF THE BASIC STATE BUILDING CODE, LATEST EDITION, AND ALL OSHA REQUIREMENTS AS THEY APPLY TO THIS PROJEC
9. THE CONTRACTOR SHALL NOTIFY THE CLIENT'S REPRESENTATIVE IN WRITING WHERE A CONFLICT OCCURS ON ANY OF THE CONTRACT DOCUMENTS. THE CONTRACTOR IS NOT TO ORDER MATERIAL OR CONSTRUCT ANY PORTION OF THE WORK THAT IS IN CONFLICT UNTIL CONFLICT IS RESOLVED BY THE CLIENT'S REPRESENTATIVE.
10. THE WORK SHALL CONFORM TO THE CODES AND STANDARDS OF THE FOLLOWING AGENCIES AS FURTHER CITED HEREIN:
 - A. ASTM: AMERICAN SOCIETY FOR TESTING AND MATERIALS, AS PUBLISHED IN "COMPILATION OF ASTM STANDARDS BUILDING CODES" OR LATEST EDITION.
 - B. AWS: AMERICAN WELDING SOCIETY INC. AS PUBLISHED IN "STANDARD D1.1-08, STRUCTURAL WELDING CODE" OR LATEST EDITION.
 - C. AISC: AMERICAN INSTITUTE FOR STEEL CONSTRUCTION AS PUBLISHED IN "CODE FOR STANDARD PRACTICE FOR STEEL BUILDINGS AND BRIDGES"; "SPECIFICATIONS FOR THE DESIGN, FABRICATION AND ERECTION OF STRUCTURAL STEEL FOR BUILDINGS" (LATEST EDITION).
11. BOLTING:
 - A. BOLTS SHALL BE CONFORMING TO ASTM A325 HIGH STRENGTH, HOT DIP GALVANIZED WITH ASTM A153 HEAVY HEX TYPE NUTS.
 - B. BOLTS SHALL BE 3/4"Ø MINIMUM (UNLESS OTHERWISE NOTED)
 - C. ALL CONNECTIONS SHALL BE 2 BOLTS MINIMUM.
12. FABRICATION:
 - A. FABRICATION OF STEEL SHALL CONFORM TO THE AISC AND AWS STANDARDS AND CODES (LATEST EDITION).
 - B. ALL STRUCTURAL STEEL SHALL BE HOT-DIP GALVANIZED AFTER FABRICATION IN ACCORDANCE WITH ASTM A123 (LATEST EDITION), UNLESS OTHERWISE NOTED.
13. ERECTION OF STEEL:
 - A. PROVIDE ALL ERECTION EQUIPMENT, BRACING, PLANKING, FIELD BOLTS, NUTS, WASHERS, DRIFT PINS, AND SIMILAR MATERIALS WHICH DO NOT FORM A PART OF THE COMPLETED CONSTRUCTION BUT ARE NECESSARY FOR ITS PROPER ERECTION.
 - B. ERECT AND ANCHOR ALL STRUCTURAL STEEL IN ACCORDANCE WITH AISC REFERENCE STANDARDS. ALL WORK SHALL BE ACCURATELY SET TO ESTABLISHED LINES AND ELEVATIONS AND RIGIDLY FASTENED IN PLACE WITH SUITABLE ATTACHMENTS TO THE CONSTRUCTION OF THE BUILDING.
 - C. TEMPORARY BRACING, GUYING AND SUPPORT SHALL BE PROVIDED TO KEEP THE STRUCTURE SAFE AND ALIGNED AT ALL TIMES DURING CONSTRUCTION, AND TO PREVENT DANGER TO PERSONS AND PROPERTY. CHECK ALL TEMPORARY LOADS AND STAY WITHIN SAFE CAPACITY OF ALL BUILDING COMPONENTS.
14. ANTENNA INSTALLATION:
 - A. INSTALL ANTENNAS AS INDICATED ON DRAWINGS AND CLIENT'S REPRESENTATIVE SPECIFICATIONS.
 - B. INSTALL GALVANIZED STEEL ANTENNA MOUNTS AS INDICATED ON DRAWINGS.


- C. INSTALL COAXIAL / FIBER CABLES AND TERMINATIONS BETWEEN ANTENNAS AND EQUIPMENT PER MANUFACTURER'S RECOMMENDATIONS. WEATHERPROOF ALL CONNECTORS BETWEEN THE ANTENNA AND EQUIPMENT PER MANUFACTURER'S REQUIREMENTS.
15. ANTENNA AND COAXIAL / FIBER CABLE GROUNDING:
 - A. ALL EXTERIOR #6 GREEN GROUND WIRE "DAISY CHAIN" CONNECTIONS ARE TO BE WEATHER SEALED WITH ANDREWS CONNECTOR/SPLICE WEATHERPROOFING KIT TYPE #221213 OR EQUAL.
 - B. ALL COAXIAL / FIBER CABLE GROUNDING KITS ARE TO BE INSTALLED ON STRAIGHT RUNS OF COAXIAL / FIBER CABLE (NOT WITHIN BENDS).
16. RELATED WORK, FURNISH THE FOLLOWING WORK AS SPECIFIED UNDER CONSTRUCTION DOCUMENTS, BUT COORDINATE WITH OTHER TRADES PRIOR TO BID:
 - A. FLASHING OF OPENING INTO OUTSIDE WALLS
 - B. SEALING AND CAULKING ALL OPENINGS
 - C. PAINTING
 - D. CUTTING AND PATCHING
17. REQUIREMENTS OF REGULATORY AGENCIES:
 - A. FURNISH U.L. LISTED EQUIPMENT WHERE SUCH LABEL IS AVAILABLE. INSTALL IN CONFORMANCE WITH U.L. STANDARDS WHERE APPLICABLE.
 - B. INSTALL ANTENNA, ANTENNA CABLES, GROUNDING SYSTEM IN ACCORDANCE WITH DRAWINGS AND SPECIFICATION IN EFFECT AT PROJECT LOCATION AND RECOMMENDATIONS OF STATE AND LOCAL BUILDING CODES, AND SPECIAL CODES HAVING JURISDICTION OVER SPECIFIC PORTIONS OF WORK. THIS WORK INCLUDES BUT IS NOT LIMITED TO THE FOLLOWING:
 - C. TIA-EIA - 222 (LATEST EDITION). STRUCTURAL STANDARDS FOR STEEL ANTENNA TOWERS AND ANTENNA SUPPORTING STRUCTURES.
 - D. FAA - FEDERAL AVIATION ADMINISTRATION ADVISORY CIRCULAR AC 70/7460-IH, OBSTRUCTION MARKING AND LIGHTING.
 - E. FCC - FEDERAL COMMUNICATIONS COMMISSION RULES AND REGULATIONS FORM 715, OBSTRUCTION MARKING AND LIGHTING SPECIFICATION FOR ANTENNA STRUCTURES AND FORM 715A, HIGH INTENSITY OBSTRUCTION LIGHTING SPECIFICATIONS FOR ANTENNA STRUCTURES.
 - F. AISC - AMERICAN INSTITUTE OF STEEL CONSTRUCTION SPECIFICATION FOR STRUCTURAL JOINTS USING ASTM A325 BOLTS (LATEST EDITION).
 - G. NEC - NATIONAL ELECTRICAL CODE - ON TOWER LIGHTING KITS.
 - H. UL - UNDERWRITER'S LABORATORIES APPROVED ELECTRICAL PRODUCTS.
 - I. IN ALL CASES, PART 77 OF THE FAA RULES AND PARTS 17 AND 22 OF THE FCC RULES ARE APPLICABLE AND IN THE EVENT OF CONFLICT, SUPERSEDE ANY OTHER STANDARDS OR SPECIFICATIONS.
 - J. 2018 LIFE SAFETY CODE NFPA - 101.


APPLICANT:

T-MOBILE NORTHEAST LLC
 35 GRIFFIN ROAD SOUTH
 BLOOMFIELD, CT 06002
 860-692-7100

PROJECT MANAGER

 420 MAIN STREET, BLDG 4
 STURBRIDGE, MA 01566
 203-275-6669

CONSULTANT:

 Architects . Engineers . Surveyors
 462 WALNUT STREET
 NEWTON, MA 02460
 617-212-3123



PROFESSIONAL SEAL
 STATE OF CONNECTICUT
 REGISTERED PROFESSIONAL ARCHITECT
 NO. ARI. 11162
 Foresite LLC



THIS DOCUMENT IS THE DESIGN PROPERTY AND COPYRIGHT OF FORESITE, LLC. AND FOR THE EXCLUSIVE USE BY THE TITLE CLIENT. DUPLICATION OR USE WITHOUT THE EXPRESS WRITTEN CONSENT OF THE CREATOR IS STRICTLY PROHIBITED. DRAWING SCALES ARE INTENDED FOR 11"x17" SIZE PRINTED MEDIA ONLY. ALL OTHER PRINTED SIZES ARE DEEMED "NOT TO SCALE".

REV	DESCRIPTION	DATE
A	PRELIMINARY	05/22/21
0	FINAL ISSUED	05/25/21

SITE NUMBER: CTHA241C
 SITE NAME: HA241 / EXXON SIGN
 SITE ADDRESS: 207 WEST STREET
 CROMWELL, CT 06416

SHEET TITLE:
 N-1: GENERAL NOTES

Copyright © 2020 Foresite LLC all rights reserved. The details, templates, drawing formats or any portion of this document generated by Foresite LLC may not be duplicated, traced or used otherwise for any profit-driven enterprise.




SITE POINT CLOUD
N.T.S.

1
C-1

APPLICANT:
T-Mobile
T-MOBILE NORTHEAST LLC
35 GRIFFIN ROAD SOUTH
BLOOMFIELD, CT 06002
860-692-7100

PROJECT MANAGER
NORTHEAST SITE SOLUTIONS
Turning Wireless Development
420 MAIN STREET, BLDG 4
STURBRIDGE, MA 01566
203-275-6669

CONSULTANT:
FORESITE LLC
Architects . Engineers . Surveyors
462 WALNUT STREET
NEWTON, MA 02460
617-212-3123



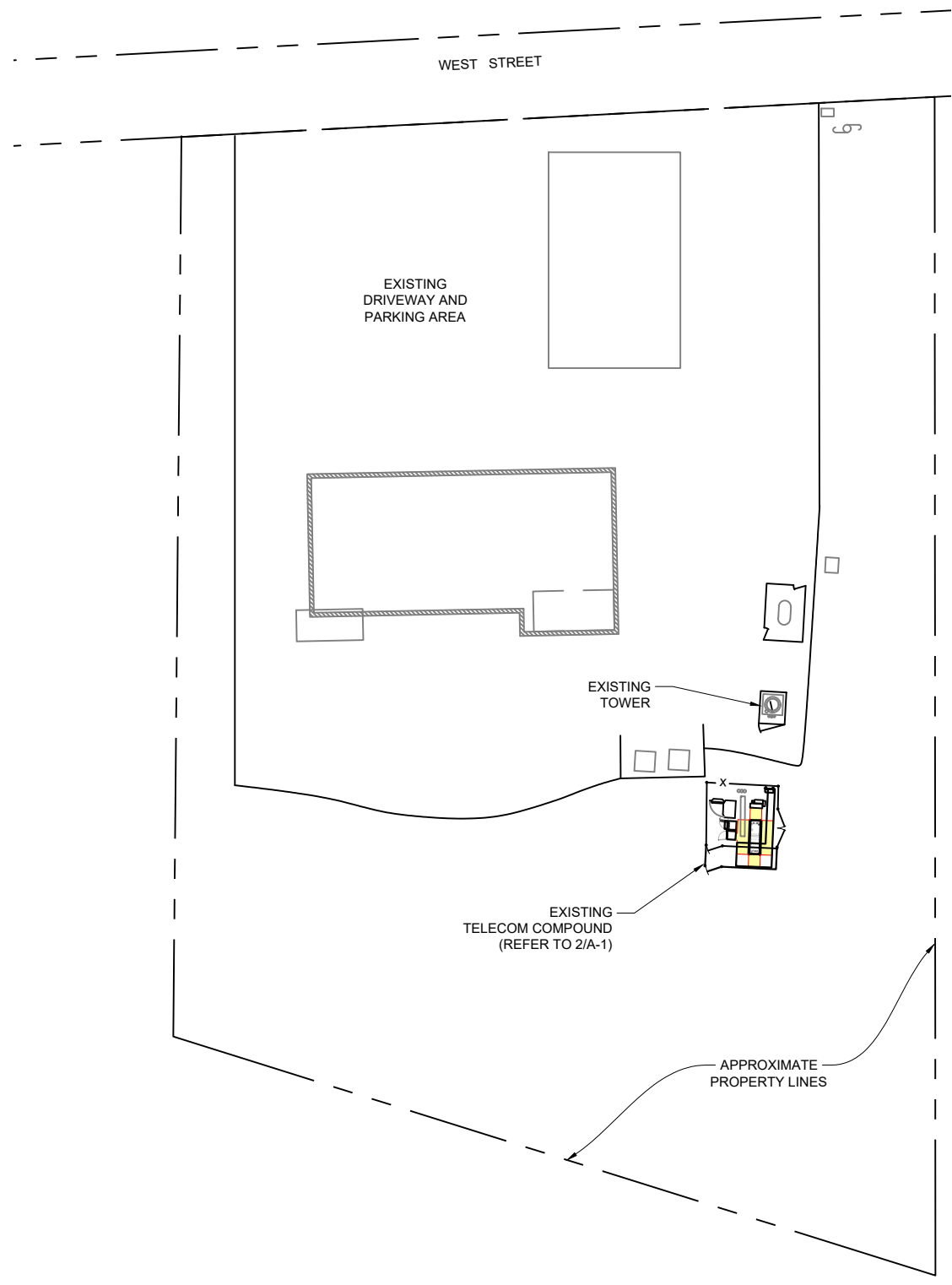
THIS DOCUMENT IS THE DESIGN PROPERTY AND COPYRIGHT OF FORESITE, LLC, AND FOR THE EXCLUSIVE USE BY THE TITLE CLIENT. DUPLICATION OR USE WITHOUT THE EXPRESS WRITTEN CONSENT OF THE CREATOR IS STRICTLY PROHIBITED. DRAWING SCALES ARE INTENDED FOR 11"x17" SIZE PRINTED MEDIA ONLY. ALL OTHER PRINTED SIZES ARE DEEMED "NOT TO SCALE".

REV	DESCRIPTION	DATE
A	PRELIMINARY	05/22/21
0	FINAL ISSUED	05/25/21

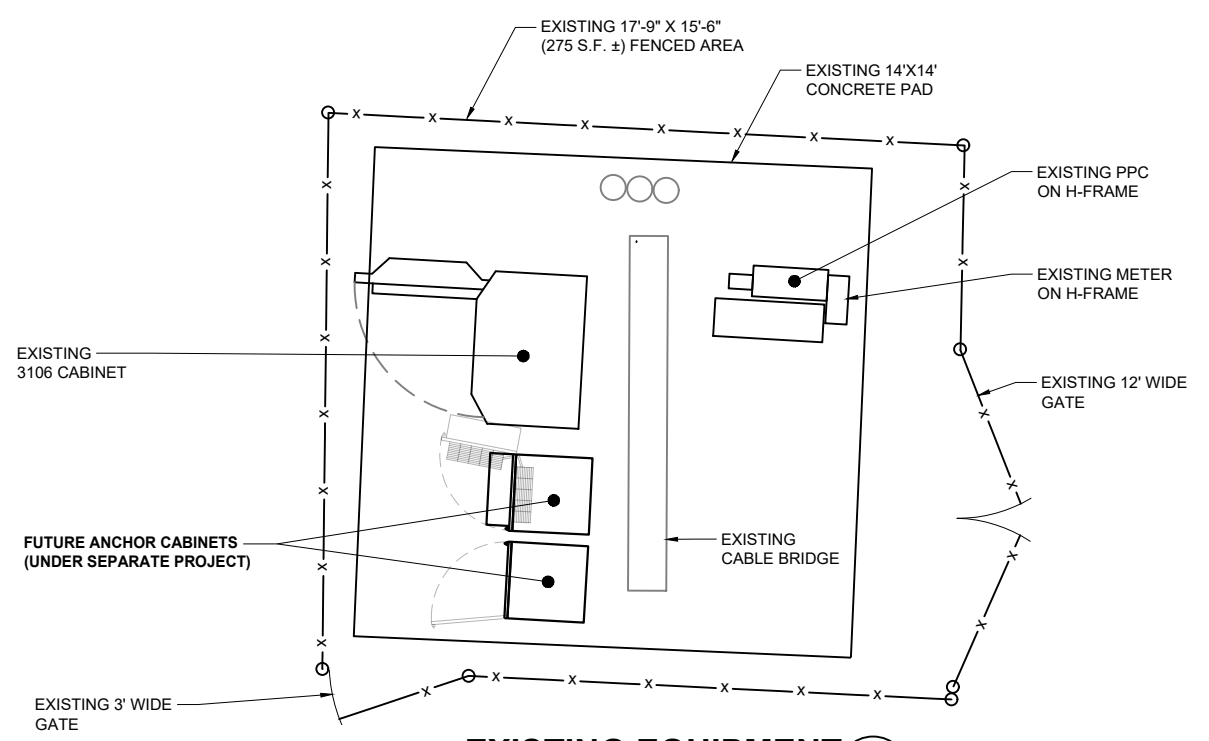
SITE NUMBER: CTHA241C
SITE NAME: HA241 / EXXON SIGN
SITE ADDRESS: 207 WEST STREET
CROMWELL, CT 06416

SHEET TITLE:
A-1: SITE PLAN

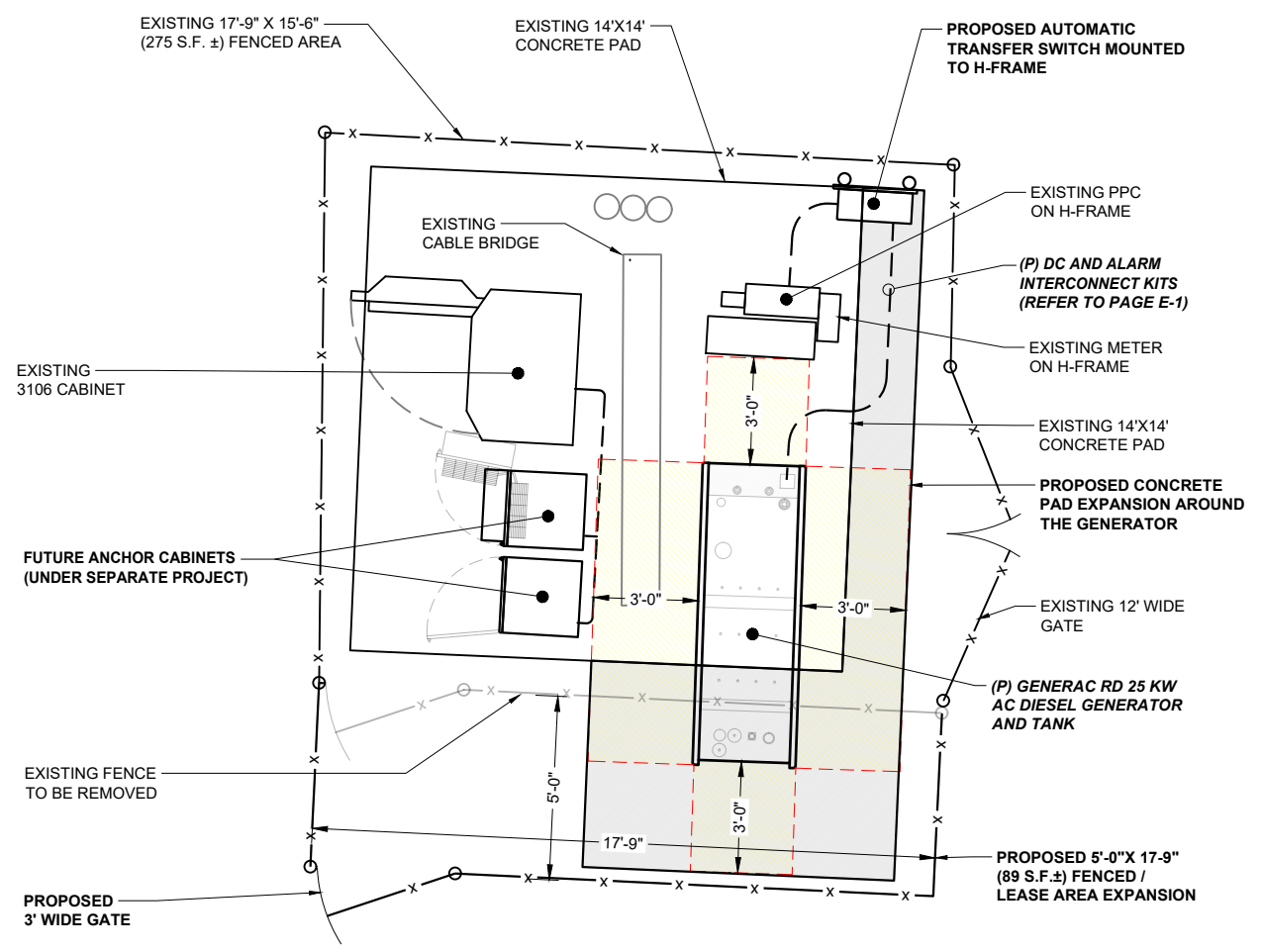
Copyright © 2020 Foresite LLC all rights reserved. The details, templates, drawing formats or any portion of this document generated by Foresite LLC may not be duplicated, traced or used otherwise for any profit-driven enterprise.



SITE PLAN 1
1"=40' A-1



EXISTING EQUIPMENT 2
SCALE: 3/16" = 1'-0" A-1




PROPOSED EQUIPMENT 3
SCALE: 3/16" = 1'-0" A-1

APPLICANT:
T-Mobile
T-MOBILE NORTHEAST LLC
35 GRIFFIN ROAD SOUTH
BLOOMFIELD, CT 06002
860-692-7100

PROJECT MANAGER
NORTHEAST SITE SOLUTIONS
Turning Vision Development
420 MAIN STREET, BLDG 4
STURBRIDGE, MA 01566
203-275-6669

CONSULTANT:
FORESITE LLC
Architects . Engineers . Surveyors
462 WALNUT STREET
NEWTON, MA 02460
617-212-3123



THIS DOCUMENT IS THE DESIGN PROPERTY AND COPYRIGHT OF FORESITE, LLC. AND FOR THE EXCLUSIVE USE BY THE TITLE CLIENT. DUPLICATION OR USE WITHOUT THE EXPRESS WRITTEN CONSENT OF THE CREATOR IS STRICTLY PROHIBITED. DRAWING SCALES ARE INTENDED FOR 11"x17" SIZE PRINTED MEDIA ONLY. ALL OTHER PRINTED SIZES ARE DEEMED "NOT TO SCALE".

REV	DESCRIPTION	DATE
A	PRELIMINARY	05/22/21
0	FINAL ISSUED	05/25/21

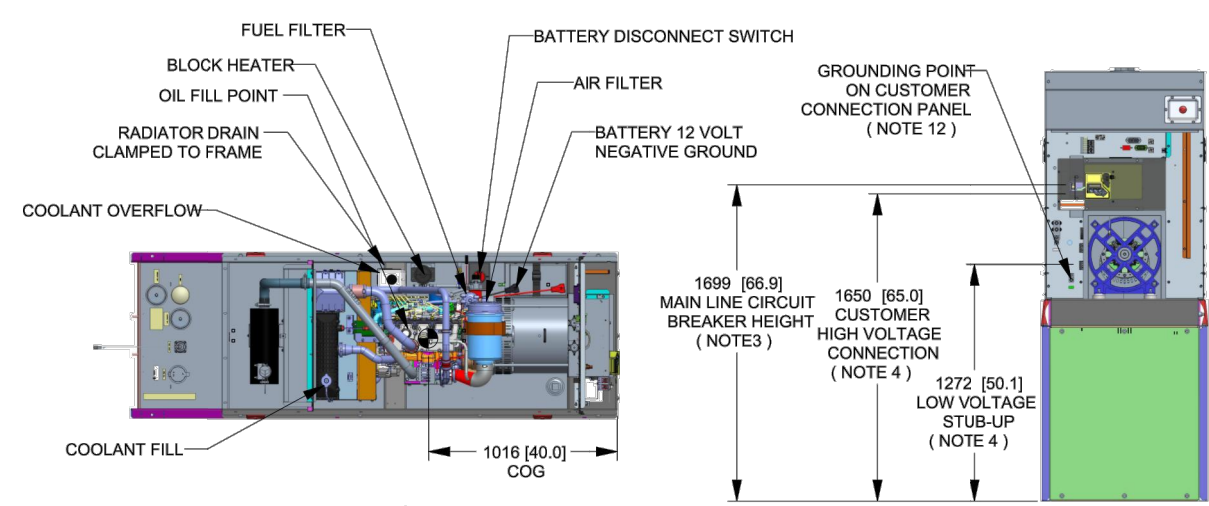
SITE NUMBER: CTHA241C
SITE NAME: HA241 / EXXON SIGN
SITE ADDRESS: 207 WEST STREET
CROMWELL, CT 06416

SHEET TITLE:
A-1: SITE PLAN

Copyright © 2020 Foresite LLC all rights reserved. The details, templates, drawing formats or any portion of this document generated by Foresite LLC may not be duplicated, traced or used otherwise for any profit-driven enterprise.

GENERAC RD 25 KW AC DIESEL GENERATOR AND TANK

SH	1/2	REV	2	WINDCHILL VERSION	2.12
----	-----	-----	---	-------------------	------

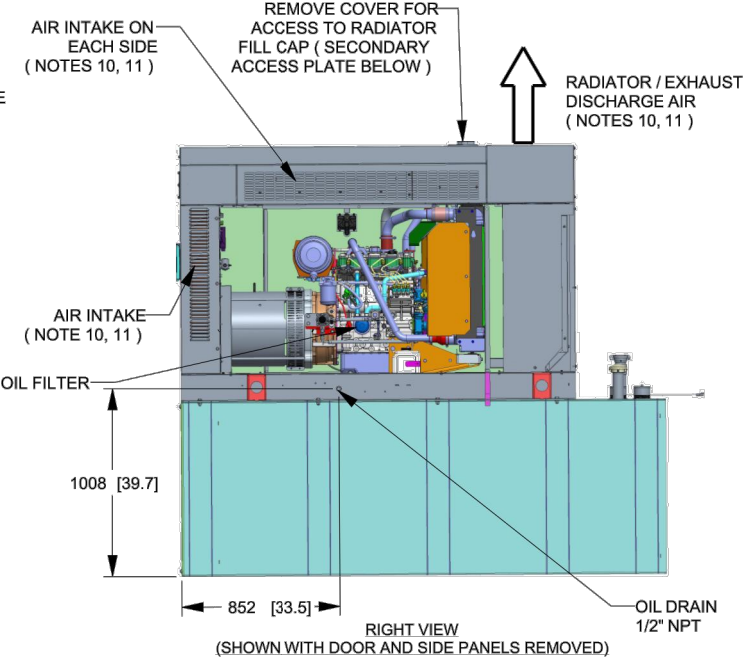
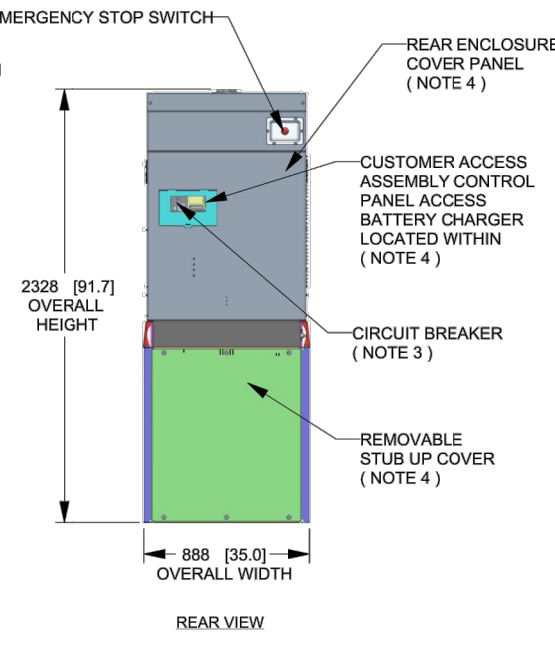
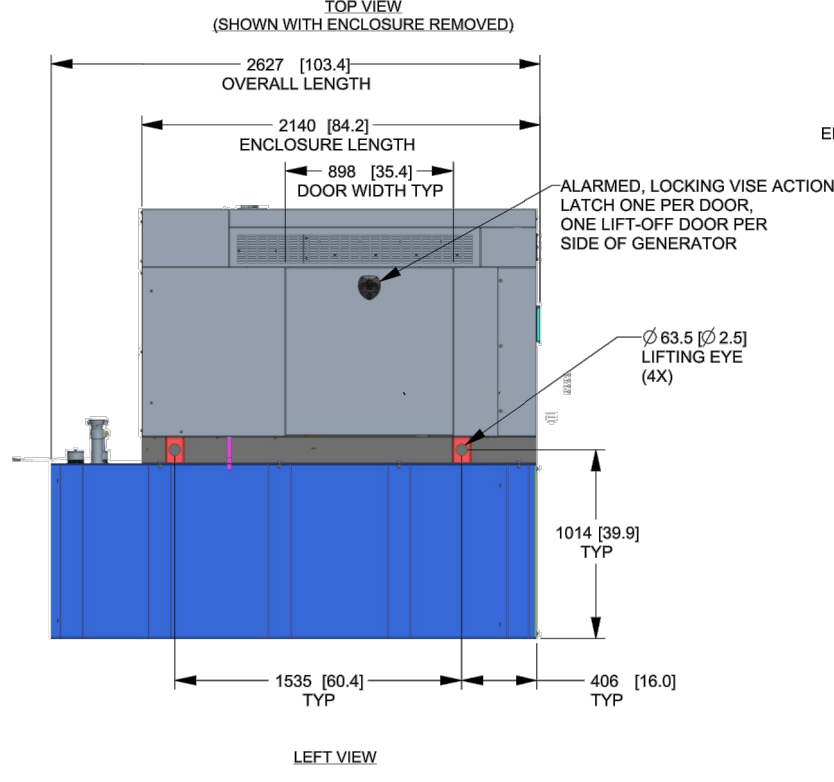


WEIGHT DATA WITH EMPTY BASE TANK (SEE NOTE 6)

GENERATOR AS SHOWN	1336 [2946]
WITH WOODEN SHIPPING SKID	1354 [2984]

WEIGHT: KG [LBS]
DIMENSIONS: MM [INCHES]

- NOTES:**
- THIS UNIT MUST BE INSTALLED IN ACCORDANCE WITH CURRENT APPLICABLE NFPA 37 AND NFPA 70 STANDARDS AS WELL AS ANY OTHER FEDERAL, STATE, AND LOCAL CODES.
 - BATTERY (12 VOLT NEGATIVE GROUND SYSTEM).
 - CONTROL PANEL / CIRCUIT BREAKER INFORMATION:
 - MAIN LINE CIRCUIT BREAKER 125 AMPS
 - SEE SPECIFICATION SHEET OR OWNERS MANUAL
 - ACCESSIBLE THROUGH CUSTOMER ACCESS ASSEMBLY DOOR ON REAR OF GENERATOR.
 - CONTROL PANEL INCLUDES INTEGRATED BATTERY CHARGER
 - REMOVE THE REAR STUB-UP AND REAR ENCLOSURE COVER PANEL TO ACCESS THE STUB-UP AREAS AS FOLLOWS:
 - HIGH VOLTAGE CONNECTION INCLUDING AC LOAD LEAD CONDUIT CONNECTION, NEUTRAL CONNECTION, AND BATTERY CHARGER 120 VOLT AC (0.5 AMP MAX) CONNECTION.
 - LOW VOLTAGE CONNECTION INCLUDING TRANSFER SWITCH CONTROL WIRES
 - ENGINE SERVICE CONNECTIONS
 - OIL DRAIN: 1/2" NPT
 - RADIATOR DRAIN : HOSE CLAMPED TO FRAME
 - CENTER OF GRAVITY AND WEIGHT MAY CHANGE DUE TO UNIT OPTIONS.
 - BOTTOM OF GENERATOR SET MUST BE ENCLOSED TO PREVENT PEST INTRUSION AND RECIRCULATION OF DISCHARGE AIR AND/OR IMPROPER COOLING AIR FLOW.
 - REFERENCE OWNERS MANUAL FOR LIFTING WARNINGS.
 - MOUNTING BOLTS OR STUDS TO MOUNTING SURFACE SHALL BE 5/8-11 GRADE 5 (USE STANDARD SAE TORQUE SPECS)
 - MUST ALLOW FREE FLOW OF INTAKE AIR, DISCHARGE AIR AND EXHAUST. SEE SPEC SHEET FOR MINIMUM AIR FLOW AND MAXIMUM RESTRICTION REQUIREMENTS.
 - GENERATOR MUST BE INSTALLED SUCH THAT FRESH COOLING AIR IS AVAILABLE AND THAT DISCHARGE AIR FROM RADIATOR IS NOT RECIRCULATED. RECOMMENDED MINIMUM PERIMETER(3FT) AND VERTICAL OVER EXHAUST (5FT) CLEARANCE FOR SITE LOCATION.
 - GENERATOR MUST BE GROUNDED.



DRAWING CREATED FROM PRO/ENGINEER 3D FILE. ECO MODIFICATION TO BE APPLIED TO SOLID MODEL ONLY.

INSTALLATION DRAWING

GENERAC POWER SYSTEMS OWNS THE COPYRIGHT OF THIS DRAWING WHICH IS SUPPLIED IN CONFIDENCE AND MUST NOT BE USED FOR ANY PURPOSE OTHER THAN FOR WHICH IT IS SUPPLIED WITHOUT THE EXPRESS WRITTEN CONSENT OF GENERAC POWER SYSTEMS. ©GENERAC POWER SYSTEMS 2013


ELECTRONICALLY APPROVED INSIDE WINDCHILL

GENERAC			
TITLE			
INSTALLATION D2.2L 25KW Y06 PD			
ISSUE DATE: 5/10/18			
SIZE	CAGE NO	DWG NO	REV
B	N/A	10000036728	2
SCALE	0.031	WT-KG	SEE ABOVE
		SHEET	1 of 2

APPLICANT:
T-Mobile
T-MOBILE NORTHEAST LLC
35 GRIFFIN ROAD SOUTH
BLOOMFIELD, CT 06002
860-692-7100

PROJECT MANAGER
NORTHEAST SITE SOLUTIONS
Turning Wind Development
420 MAIN STREET, BLDG 4
STURBRIDGE, MA 01566
203-275-6669

CONSULTANT:
FORESITE LLC
Architects . Engineers . Surveyors
462 WALNUT STREET
NEWTON, MA 02460
617-212-3123



THIS DOCUMENT IS THE DESIGN PROPERTY AND COPYRIGHT OF FORESITE, LLC. AND FOR THE EXCLUSIVE USE BY THE TITLE CLIENT. DUPLICATION OR USE WITHOUT THE EXPRESS WRITTEN CONSENT OF THE CREATOR IS STRICTLY PROHIBITED. DRAWING SCALES ARE INTENDED FOR 11"x17" SIZE PRINTED MEDIA ONLY. ALL OTHER PRINTED SIZES ARE DEEMED "NOT TO SCALE".

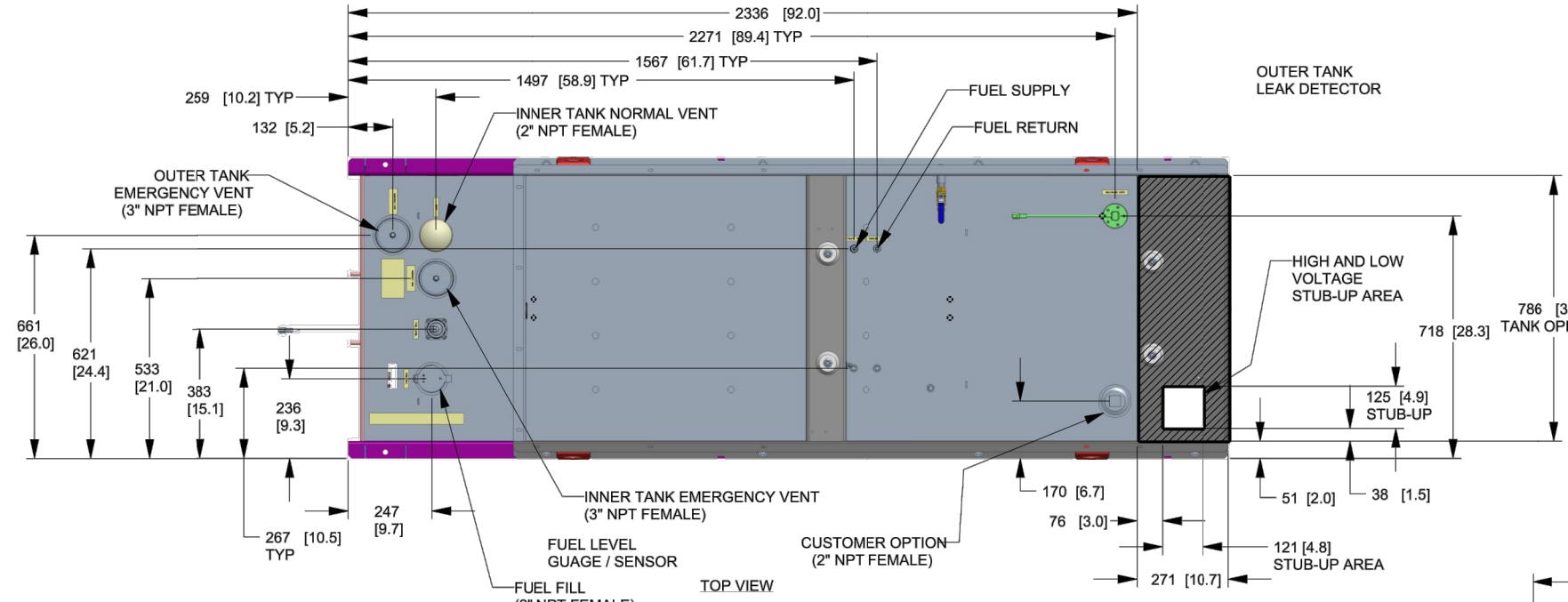
REV	DESCRIPTION	DATE
A	PRELIMINARY	05/22/21
0	FINAL ISSUED	05/25/21

SITE NUMBER: CTHA241C
SITE NAME: HA241 / EXXON SIGN
SITE ADDRESS: 207 WEST STREET
CROMWELL, CT 06416

SHEET TITLE:
A-2: GENERATOR SPECIFICATIONS

Copyright © 2020 Foresite LLC all rights reserved. The details, templates, drawing formats or any portion of this document generated by Foresite LLC may not be duplicated, traced or used otherwise for any profit-driven enterprise.

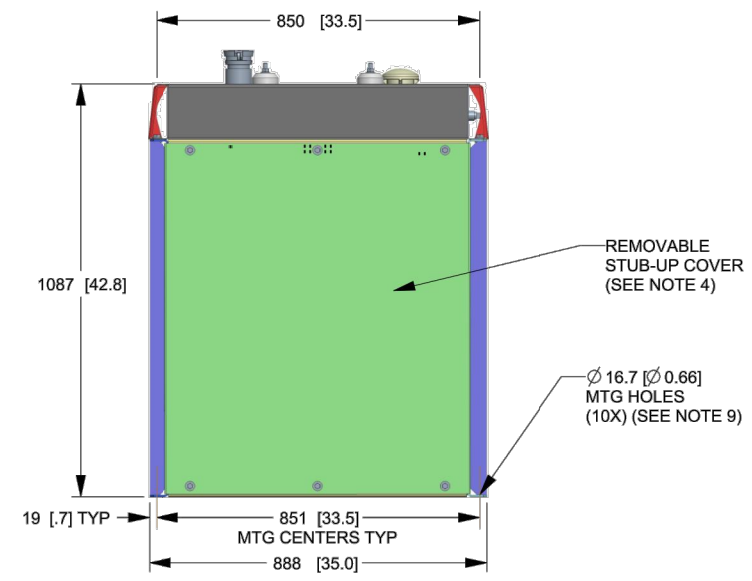
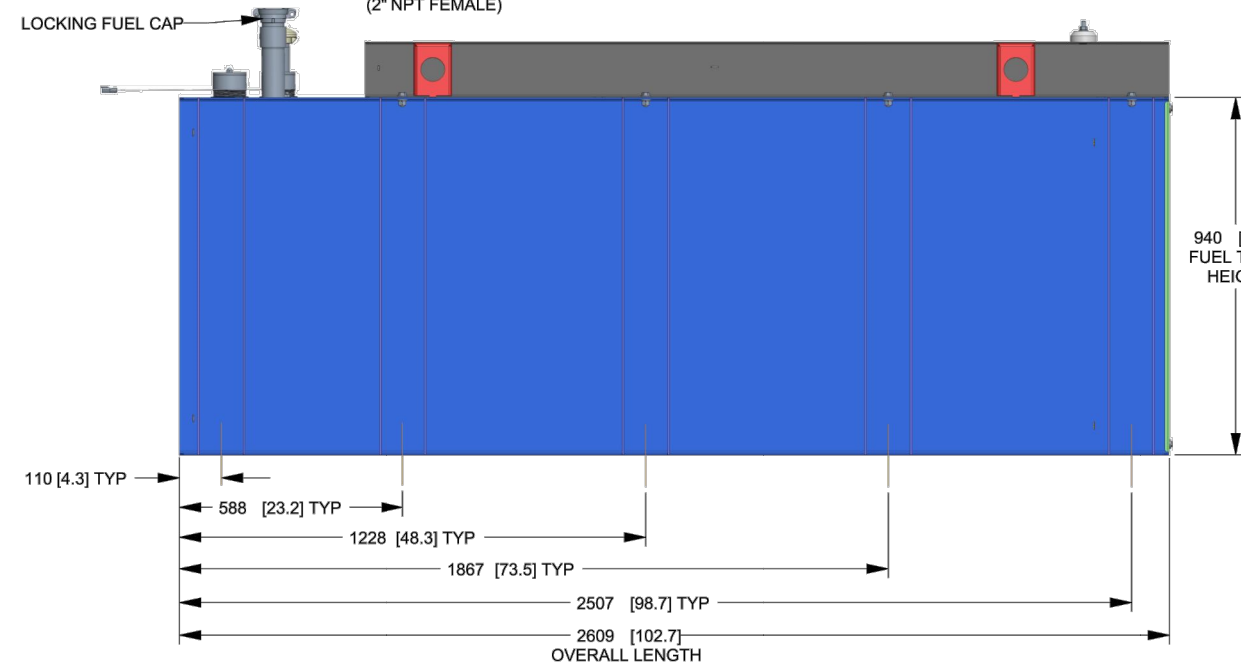
SH 2/2 REV 2 WINDCHILL VERSION 2.12



FUEL TANK	
TOTAL CAPACITY	908.5 (240)
USABLE CAPACITY	866.9 (229)

CAPACITY: LITER (GALLON)
DIMENSIONS: MM (INCH)
TANK IS LISTED TO UL142 AND ULC5601

NOTE:
STUB-UP AREA FOR HIGH AND LOW VOLTAGE CONNECTIONS
CIRCUIT BREAKER, NEUTRAL AND CUSTOMER CONNECTION OPENING.



GENERAC

TITLE
INSTALLATION D2.2L
25KW Y06 PD

ISSUE DATE: 5/10/18

SIZE B	CAGE NO N/A	DWG NO 10000036728	REV 2
SCALE 0.063	WT-KG	SEE ABOVE	SHEET 2 of 2

DRAWING CREATED FROM PRO/ENGINEER 3D FILE. ECO MODIFICATION TO BE APPLIED TO SOLID MODEL ONLY.

INSTALLATION DRAWING


GENERAC POWER SYSTEMS OWNS THE COPYRIGHT OF THIS DRAWING WHICH IS SUPPLIED IN CONFIDENCE AND MUST NOT BE USED FOR ANY PURPOSE OTHER THAN FOR WHICH IT IS SUPPLIED WITHOUT THE EXPRESS WRITTEN CONSENT OF GENERAC POWER SYSTEMS. ©GENERAC POWER SYSTEMS 2013

ELECTRONICALLY APPROVED
INSIDE WINDCHILL

APPLICANT:
T-Mobile
T-MOBILE NORTHEAST LLC
35 GRIFFIN ROAD SOUTH
BLOOMFIELD, CT 06002
860-692-7100

PROJECT MANAGER
NORTHEAST SITE SOLUTIONS
Turnkey Wireless Development
420 MAIN STREET, BLDG 4
STURBRIDGE, MA 01566
203-275-6669

CONSULTANT:
FORESITE LLC
Architects . Engineers . Surveyors
462 WALNUT STREET
NEWTON, MA 02460
617-212-3123



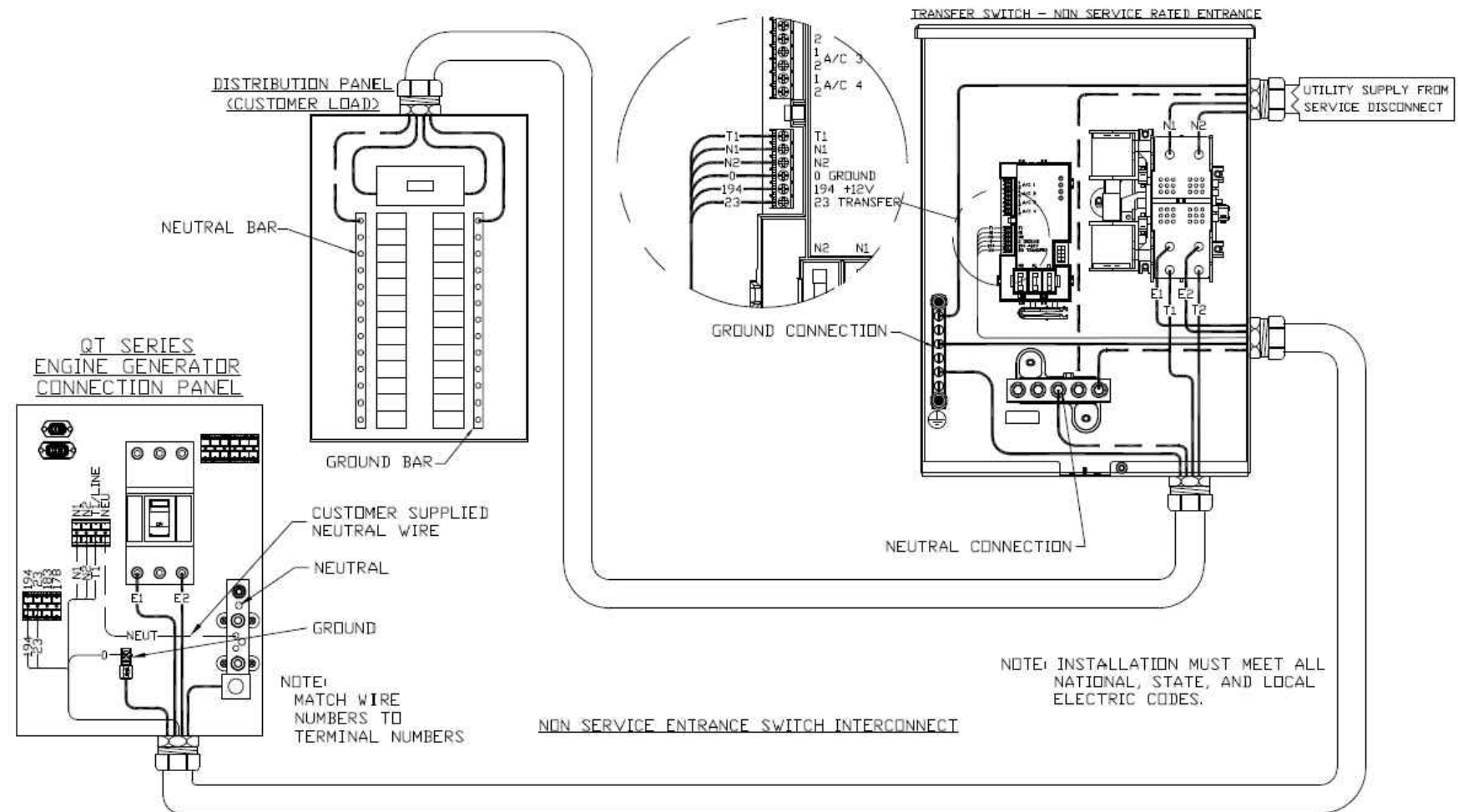
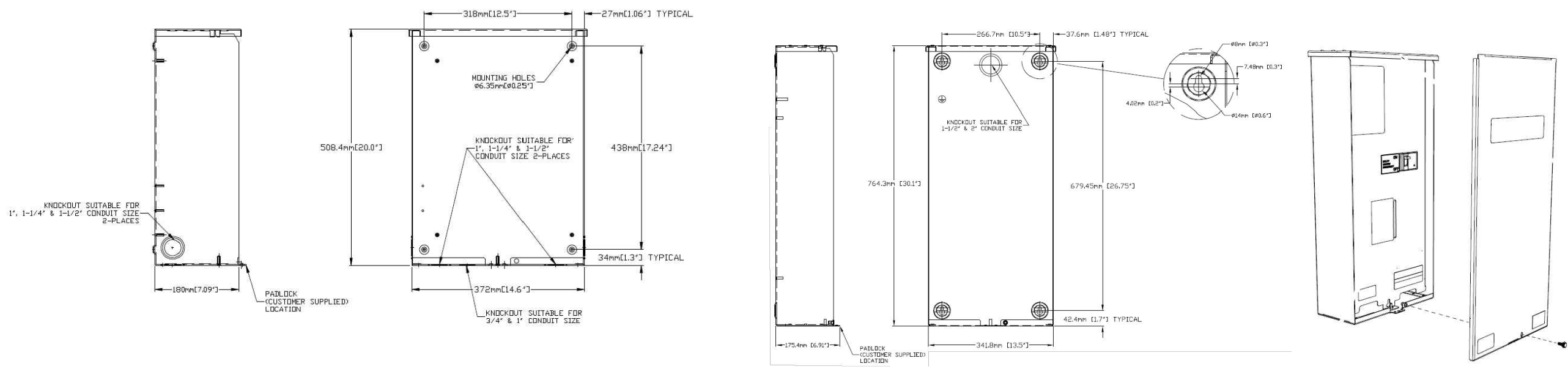
THIS DOCUMENT IS THE DESIGN PROPERTY AND COPYRIGHT OF FORESITE, LLC. AND FOR THE EXCLUSIVE USE BY THE TITLE CLIENT. DUPLICATION OR USE WITHOUT THE EXPRESS WRITTEN CONSENT OF THE CREATOR IS STRICTLY PROHIBITED. DRAWING SCALES ARE INTENDED FOR 11"x17" SIZE PRINTED MEDIA ONLY. ALL OTHER PRINTED SIZES ARE DEEMED "NOT TO SCALE".

REV	DESCRIPTION	DATE
A	PRELIMINARY	05/22/21
0	FINAL ISSUED	05/25/21

SITE NUMBER: CTHA241C
SITE NAME: HA241 / EXXON SIGN
SITE ADDRESS: 207 WEST STREET
CROMWELL, CT 06416

SHEET TITLE:
A-3: GENERATOR SPECIFICATIONS

Copyright © 2020 Foresite LLC all rights reserved. The details, templates, drawing formats or any portion of this document generated by Foresite LLC may not be duplicated, traced or used otherwise for any profit-driven enterprise.




APPLICANT:
T-Mobile
T-MOBILE NORTHEAST LLC
 35 GRIFFIN ROAD SOUTH
 BLOOMFIELD, CT 06002
 860-692-7100

PROJECT MANAGER

 420 MAIN STREET, BLDG 4
 STURBRIDGE, MA 01566
 203-275-6669

CONSULTANT:
FORESITE LLC
 Architects . Engineers . Surveyors
 462 WALNUT STREET
 NEWTON, MA 02460
 617-212-3123



THIS DOCUMENT IS THE DESIGN PROPERTY AND COPYRIGHT OF FORESITE, LLC. AND FOR THE EXCLUSIVE USE BY THE TITLE CLIENT. DUPLICATION OR USE WITHOUT THE EXPRESS WRITTEN CONSENT OF THE CREATOR IS STRICTLY PROHIBITED. DRAWING SCALES ARE INTENDED FOR 11"x17" SIZE PRINTED MEDIA ONLY. ALL OTHER PRINTED SIZES ARE DEEMED "NOT TO SCALE".

REV	DESCRIPTION	DATE
A	PRELIMINARY	05/22/21
0	FINAL ISSUED	05/25/21

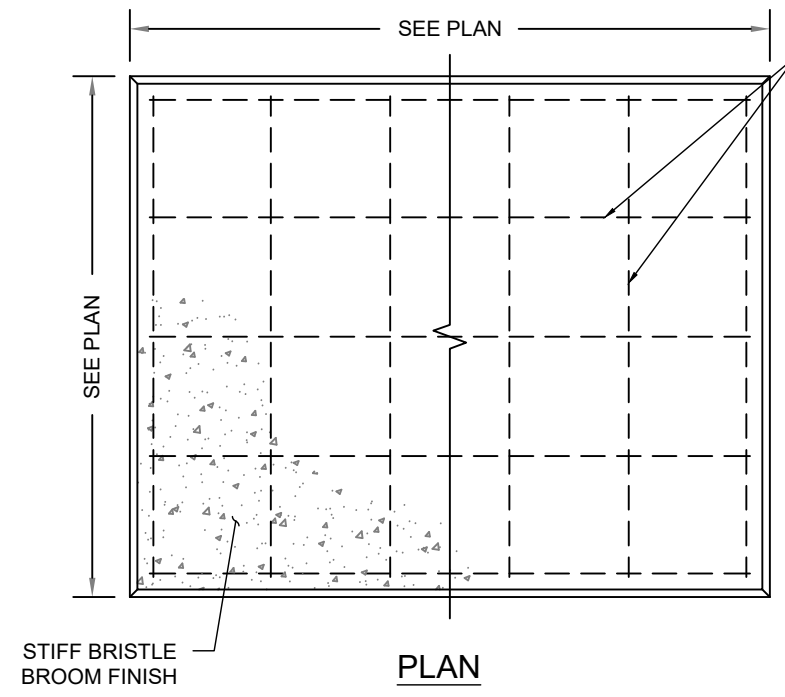
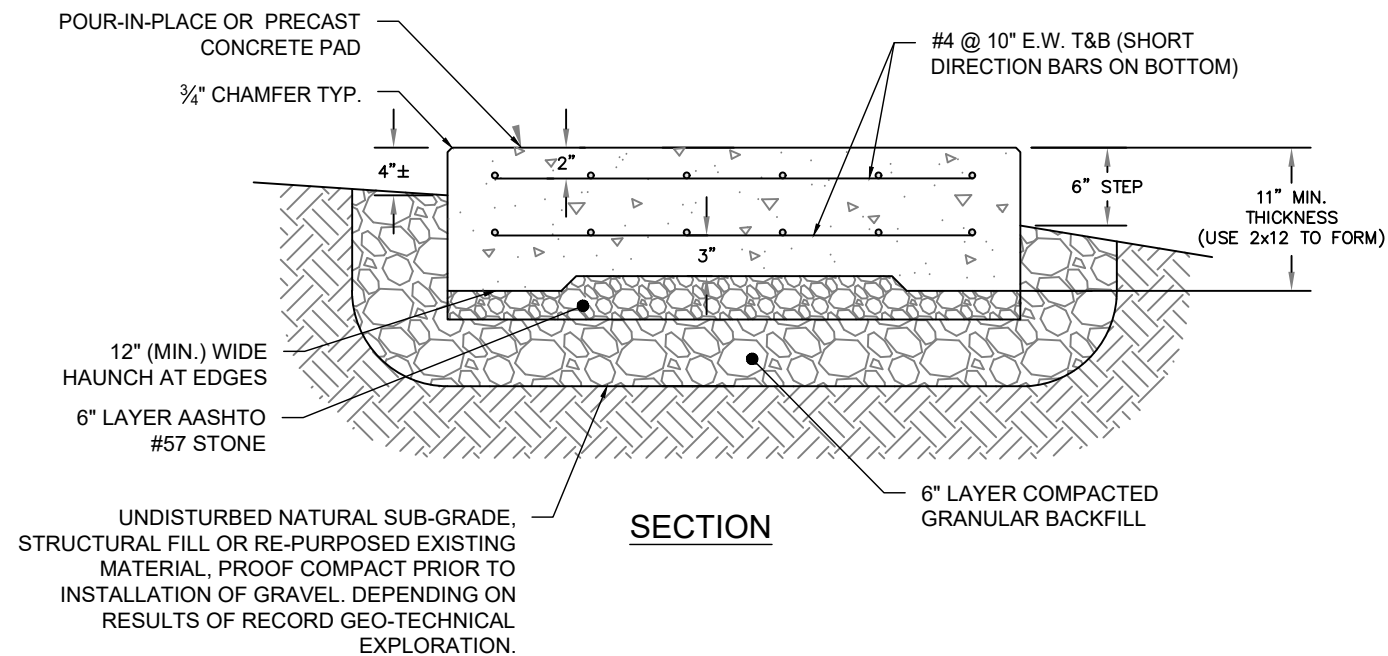
SITE NUMBER: CTHA241C
 SITE NAME: HA241 / EXXON SIGN
 SITE ADDRESS: 207 WEST STREET
 CROMWELL, CT 06416

SHEET TITLE:
 A-4: AUTOMATIC TRANSFER SWITCH
 DETAILS AND SPECIFICATIONS

AUTOMATIC TRANSFER SWITCH DETAILS
 SCALE: N.T.S.

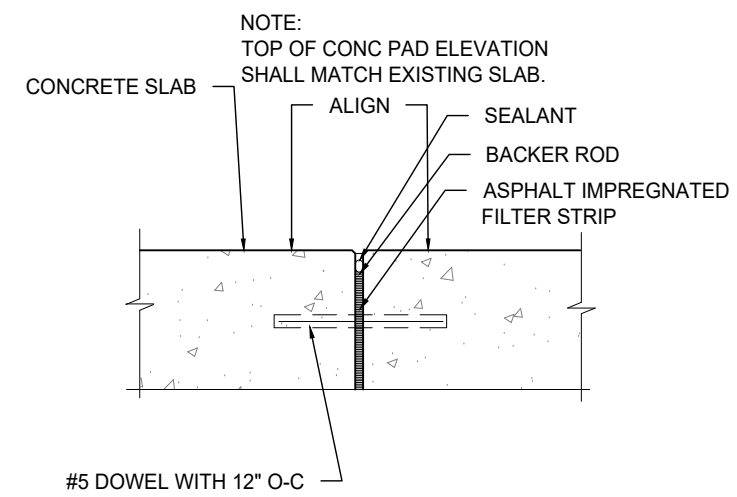
Copyright © 2020 Foresite LLC all rights reserved. The details, templates, drawing formats or any portion of this document generated by Foresite LLC may not be duplicated, traced or used otherwise for any profit-driven enterprise.

CONSTRUCTION NOTES:
 - (HAND-DUG UTILITY TRENCH EXCAVATION REQUIRED):
 - EXISTING UNDERGROUND UTILITY LOCATIONS ARE UNKNOWN. GENERAL CONTRACTOR SHALL HAND-EXCAVATE TO REQUIRED SUB-GRADE DEPTH, SUFFICIENT TEST HOLES.
 ALL PROPOSED UNDERGROUND UTILITY TRENCHES SHALL BE HAND-EXCAVATE AS REQUIRED.
 - GENERAL CONTRACTOR IS RESPONSIBLE FOR ANY REQUIRED SPECIAL TEMPORARY PROTECTION OF, PHYSICAL DAMAGE TO, OR REPAIR OF EXISTING UNDERGROUND CONDUIT INCLUDING RESTORATION OF SERVICE.

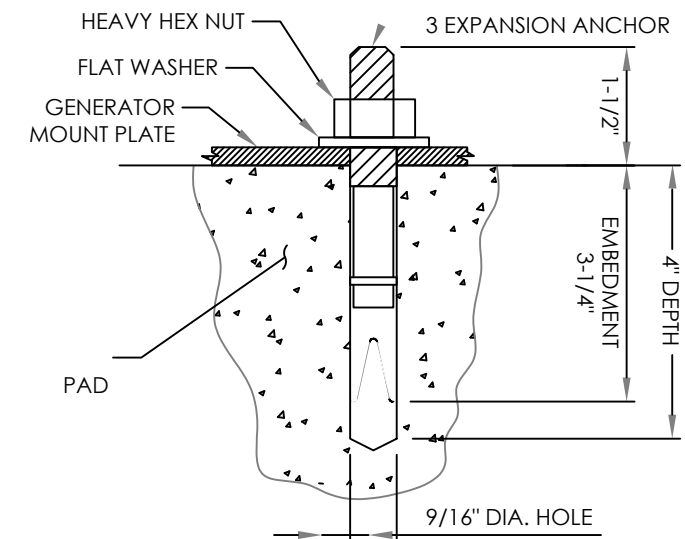


- NOTES:
1. BEARING STRATA MEDIUM TO DENSE INSET GRANULAR MATERIAL OR COMPACTED FILL. 95% COMPACTION.
 2. SUBGRADE AND FILL SHALL CONSIST OF CLEAN SOIL. NO DELETERIOUS MATERIALS OR ORGANICS TO BE USED.
 3. CONCRETE FORM WORK SHALL BE CONSTRUCTED USING MINIMUM 2"x8" NOMINAL SIZE LUMBER. STRIP AND REMOVE UPON COMPLETION.
 4. CONCRETE SHALL HAVE 4000PSI 28-DAY COMPRESSIVE STRENGTH WITH 5(±1)% AIR ENTRAINMENT, 4(±1)" SLUMP AND BRISTLE BROOM FINISH.

CONCRETE PAD DETAILS
 SCALE: N.T.S.



ISOLATION JOINT



- NOTES:
1. BOLTS CAN BE INSTALLED 2 DAYS AFTER POURING CONCRETE PROVIDED THE KWIK BOLTS ARE ONLY TIGHTENED TO A SNUG TIGHT CONDITION.
 2. APPLY "HILTI" HIT-RE 500-SD EPOXY TO ALL GAPS TO PREVENT WATER/MOISTURE BUILD-UP.
 3. PROVIDE 6 (SEE MANUFACTURERS INSTALLATION DRAWINGS) ANCHOR BOLTS PER SIDE.


ANCHORAGE DETAIL

APPLICANT:
T-Mobile
T-MOBILE NORTHEAST LLC
 35 GRIFFIN ROAD SOUTH
 BLOOMFIELD, CT 06002
 860-692-7100

PROJECT MANAGER

 420 MAIN STREET, BLDG 4
 STURBRIDGE, MA 01566
 203-275-6669

CONSULTANT:
FORESITE LLC
 Architects . Engineers . Surveyors
 462 WALNUT STREET
 NEWTON, MA 02460
 617-212-3123



THIS DOCUMENT IS THE DESIGN PROPERTY AND COPYRIGHT OF FORESITE, LLC. AND FOR THE EXCLUSIVE USE BY THE TITLE CLIENT. DUPLICATION OR USE WITHOUT THE EXPRESS WRITTEN CONSENT OF THE CREATOR IS STRICTLY PROHIBITED. DRAWING SCALES ARE INTENDED FOR 11"x17" SIZE PRINTED MEDIA ONLY. ALL OTHER PRINTED SIZES ARE DEEMED "NOT TO SCALE".

REV	DESCRIPTION	DATE
A	PRELIMINARY	05/22/21
0	FINAL ISSUED	05/25/21

SITE NUMBER: CTHA241C
 SITE NAME: HA241 / EXXON SIGN
 SITE ADDRESS: 207 WEST STREET
 CROMWELL, CT 06416

SHEET TITLE:
A-5: CONCRETE PAD AND ANCHORAGE DETAILS

Copyright © 2020 Foresite LLC all rights reserved. The details, templates, drawing formats or any portion of this document generated by Foresite LLC may not be duplicated, traced or used otherwise for any profit-driven enterprise.

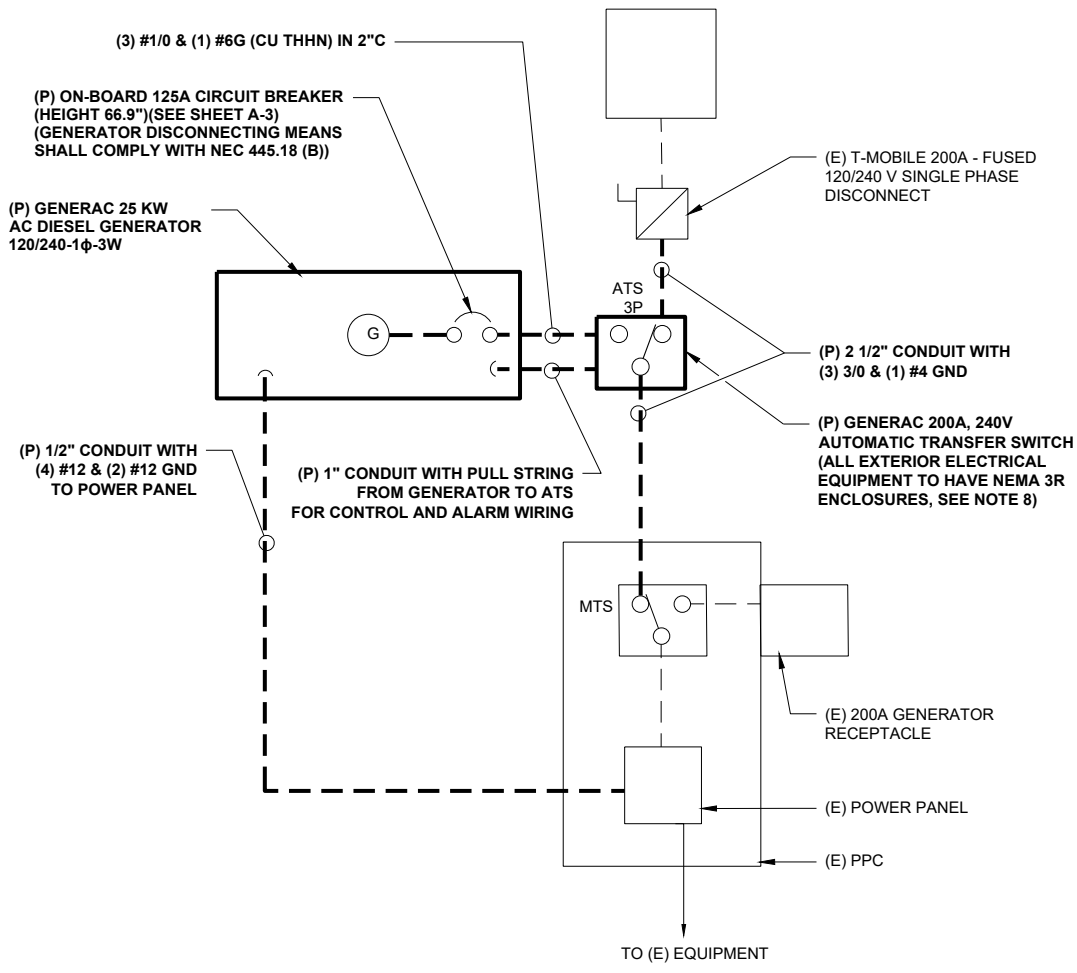
GENERAL ELECTRICAL NOTES

- ALL ELECTRICAL WORK SHALL CONFORM TO THE REQUIREMENTS OF THE NATIONAL ELECTRICAL CODE (NEC) AS WELL AS APPLICABLE STATE AND LOCAL CODES INCLUDING LATEST EDITIONS OF:
 NFPA - NATIONAL FIRE PROTECTION ASSOCIATION
 UL - UNDERWRITERS LABORATORIES
 NEC - 2017 NATIONAL ELECTRICAL CODE NEMA - NATIONAL ELECTRIC MANUFACTURERS ASSOCIATION
 OSHA - OCCUPATIONAL SAFETY AND HEALTH ACT
 IBC - 2015 INTERNATIONAL BUILDING CODE
- ALL ELECTRICAL ITEMS SHALL BE U.L. APPROVED OR LISTED AND PRODUCED PER SPECIFICATION REQUIREMENTS.
- THE ELECTRICAL WORK INCLUDES ALL LABOR AND MATERIAL DESCRIBED BY DRAWINGS AND SPECIFICATION INCLUDING INCIDENTAL WORK TO PROVIDE COMPLETE OPERATING AND APPROVED ELECTRICAL SYSTEM.
- GENERAL CONTRACTOR SHALL PAY FEES FOR PERMITS, AND RESPONSIBLE FOR OBTAINING SAID PERMITS AND COORDINATION OF INSPECTIONS.
- ELECTRICAL AND TELCO WIRING OUTSIDE A BUILDING AND EXPOSED TO WEATHER SHALL BE IN WATER TIGHT GALVANIZED RIGID STEEL CONDUITS OR SCHEDULE 80 PVC (AS PERMITTED BY CODE) AND WHERE REQUIRED IN LIQUID TIGHT FLEXIBLE METAL OR NONMETALLIC CONDUITS.
- RIGID STEEL CONDUITS SHALL BE GROUNDED AT BOTH ENDS.
- ELECTRICAL WIRING SHALL BE COPPER WITH TYPE XHHW, THWN, OR THIN INSULATION.
- ALL EQUIPMENT LOCATED OUTSIDE SHALL HAVE NAME 3R ENCLOSURE.
- GROUNDED SHALL COMPLY WITH NEC ART. 250.
- GROUNDED COAX CABLE SHIELDS MINIMUM AT BOTH ENDS USING MANUFACTURERS COAX CABLE GROUNDED KITS SUPPLIED BY PROJECT OWNER.
- USE #6 COPPER STRANDED WIRE WITH GREEN COLOR INSTALLATION FOR ABOVE GRADE GROUNDED (UNLESS OTHERWISE SPECIFIED) AND #2 SOLID TINNED BARE COPPER WIRE FOR BELOW GRADE GROUNDED AS INDICATED ON THE GROUND.
- ALL GROUND CONNECTION TO BE BURNDY HYGROUND COMPRESSION TYPE CONNECTORS OR CADWELD EXOTHERMIC WELD. DO NOT ALLOW BARE COPPER WIRE TO BE IN CONTACT WITH GALVANIZED STEEL.
- ROUTE GROUNDED CONDUCTORS ALONG THE SHORTEST AND STRAIGHTEST PATH POSSIBLE, EXCEPT AS OTHERWISE INDICATED. GROUNDED LEADS SHOULD NEVER BE BENT AS RIGHT ANGLE. ALWAYS MAKE AT LEAST 12" RADIUS BENDS. #6 WIRE CAN BE BENT AT 6" RADIUS WHEN NECESSARY BOND ANY METER OBJECTS WITHIN 7 FEET OF PROPOSED EQUIPMENT OR CABINET TO MASTER GROUND BAR.
- CONNECTIONS TO MGB SHALL BE ARRANGED IN THREE MAIN GROUPS: SURGE PROCEDURES (COAXIAL CABLE GROUND KITS, TELCO AND POWER PANEL GROUND); (GROUNDING ELECTRODE RING OR BUILDING STEEL); NON-SURGING OBJECTS (EGB GROUND IN RBS UNIT).
- CONNECTIONS TO GROUND BARS SHALL BE MADE WITH TWO HOLE COMPRESSION TYPE COPPER LUGS. APPLY OXIDE INHIBITING COMPOUND TO ALL LOCATIONS.
- APPLY OXIDE INHIBITING COMPOUND TO ALL COMPRESSION TYPE GROUND CONNECTION.
- TEST COMPLETED GROUND SYSTEM AND RECORD RESULTS FOR PROJECT CLOSE-OUT DOCUMENTATION.
- BOND ANY METAL OBJECTS WITHIN 7 FEET OF PROPOSED EQUIPMENT OR CABINET TO MASTER GROUND BAR.
- VERIFY PROPOSED SERVICE UPGRADE WITH LOCAL UTILITY COMPANY PRIOR TO CONSTRUCTION.
- EXISTING UNDERGROUND UTILITY LOCATIONS ARE UNKNOWN. GENERAL CONTRACTOR SHALL HAND-EXCAVATE TO REQUIRED SUB-GRADE DEPTH, SUFFICIENT TEST HOLES OR AS DIRECTED / REQUIRED BY CONSTRUCTION MANAGER. ALL PROPOSED UNDERGROUND UTILITY TRENCHES SHALL BE HAND-EXCAVATE AS REQUIRED. GENERAL CONTRACTOR IS RESPONSIBLE FOR ANY REQUIRED SPECIAL TEMPORARY PROTECTION OF, PHYSICAL DAMAGE TO, OR REPAIR OF EXISTING UNDERGROUND CONDUIT INCLUDING RESTORATION OF SERVICE.
- PROVIDE SLIP JOINS WHERE CONDUITS TRANSITION FROM UNDERGROUND TO ABOVE GROUND.

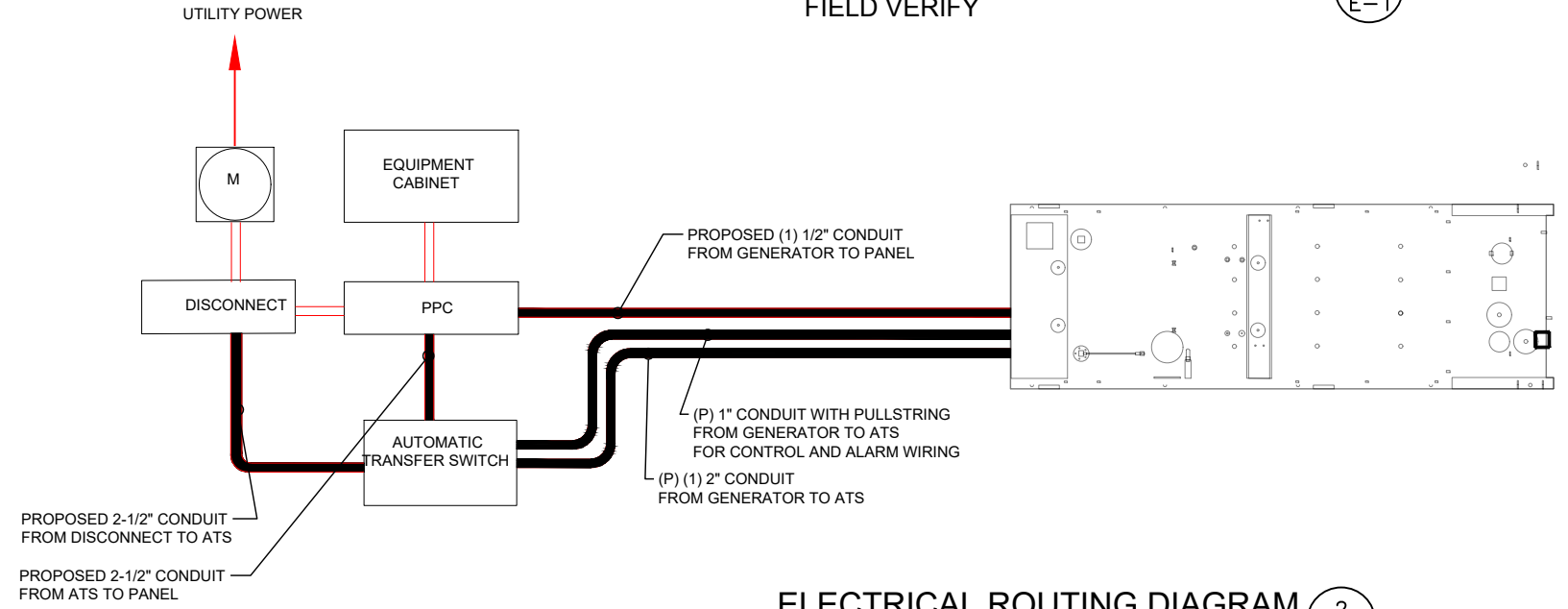
NOTES:
 DIAGRAM AS SHOWN, IS A GENERIC ROUTING SCHEMATIC BASED ON AVAILABLE INFORMATION AND MAY NOT REPRESENT ACTUAL FIELD CONDITIONS. CONTRACTOR SHOULD INSTALL THE GENERATOR, EQUIPMENT AND CONNECTIONS BASED ON VERIFIED ELECTRICAL AUDITS AND PER MANUFACTURER'S INSTALLATION GUIDELINES AS WELL AS ALL APPLICABLE LOCAL AND NATIONAL CODES AND REQUIREMENTS.

GROUNDED NOTES:

- GROUNDED SHALL COMPLY WITH NEC ART. 250 AND MANUFACTURER'S RECOMMENDATIONS. TIE INTO THE EXISTING GROUNDED SYSTEM.
- CONTRACTOR SHALL INSTALL GROUND RODS ON ALL UNDERGROUND GROUNDED RUNS LONGER THAN 10'. GROUND RODS WILL BE INSTALLED ON 20' CENTERS MAXIMUM.
- ALL DOWN CONDUCTORS MUST GO DOWN PER NFPA 780.
- CONTRACTOR SHALL NOTIFY THE CONSTRUCTION MANAGER WHEN THE GROUNDED SYSTEM IS COMPLETE. THE CONSTRUCTION MANAGER SHALL INSPECT THE GROUNDED SYSTEM PRIOR TO BACKFILLING.
- CONTRACTOR MY USE EXISTING CONDUITS AND CONDUCTORS PROVIDED THEY ARE IN GOOD CONDITION AND ARE SUFFICIENTLY RATED.



TYP. ONE LINE DIAGRAM
 FIELD VERIFY 1
E-1




ELECTRICAL ROUTING DIAGRAM
 SCALE: N.T.S. 2
E-1

APPLICANT:
T-Mobile
T-MOBILE NORTHEAST LLC
 35 GRIFFIN ROAD SOUTH
 BLOOMFIELD, CT 06002
 860-692-7100

PROJECT MANAGER

 420 MAIN STREET, BLDG 4
 STURBRIDGE, MA 01566
 203-275-6669

CONSULTANT:
FORESITE LLC
 Architects . Engineers . Surveyors
 462 WALNUT STREET
 NEWTON, MA 02460
 617-212-3123



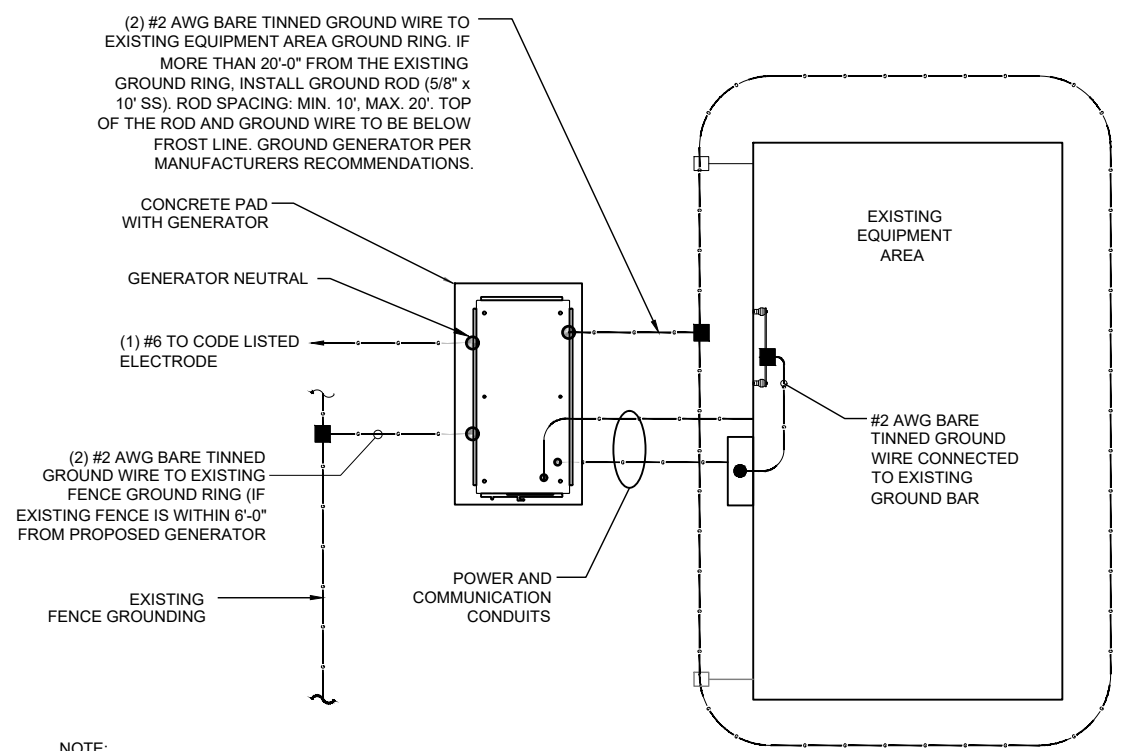
THIS DOCUMENT IS THE DESIGN PROPERTY AND COPYRIGHT OF FORESITE, LLC. AND FOR THE EXCLUSIVE USE BY THE TITLE CLIENT. DUPLICATION OR USE WITHOUT THE EXPRESS WRITTEN CONSENT OF THE CREATOR IS STRICTLY PROHIBITED. DRAWING SCALES ARE INTENDED FOR 11"x17" SIZE PRINTED MEDIA ONLY. ALL OTHER PRINTED SIZES ARE DEEMED "NOT TO SCALE".

REV	DESCRIPTION	DATE
A	PRELIMINARY	05/22/21
0	FINAL ISSUED	05/25/21

SITE NUMBER: CTHA241C
 SITE NAME: HA241 / EXXON SIGN
 SITE ADDRESS: 207 WEST STREET
 CROMWELL, CT 06416

SHEET TITLE:
E-1: ELECTRICAL DETAILS

Copyright © 2020 Foresite LLC all rights reserved. The details, templates, drawing formats or any portion of this document generated by Foresite LLC may not be duplicated, traced or used otherwise for any profit-driven enterprise.



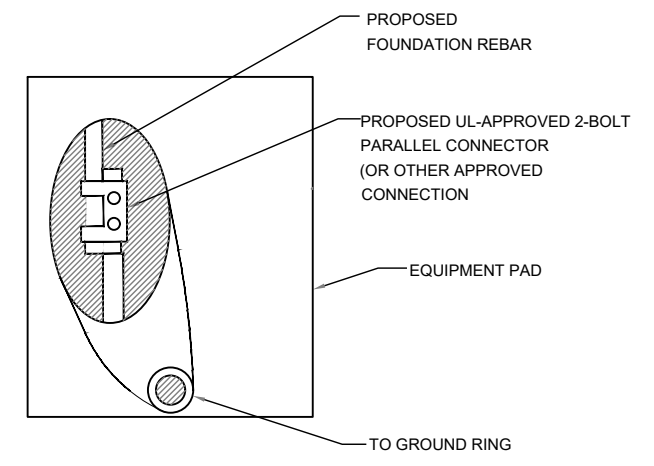
NOTE:
 1- PROVIDE GENERATOR NEUTRAL GROUND AS A SEPARATELY- DERIVED SYSTEM PER NEC / NFPA 70 - 250.30A.
 2- FOR ACTUAL ORIENTATION OF GENERATOR, PAD, FENCE, TOWER & UNDER GROUND POWER/TELCO SEE PAGE A-1.

NOTE:
 VERIFY QTY., LENGTH, TYPE & CONFIGURATION OF GROUND RODS TO ENSURE SYSTEM PROVIDES GROUND RESISTANCE OF 5 OHMS OR LESS

GROUND PLAN 1
 NTS G-1

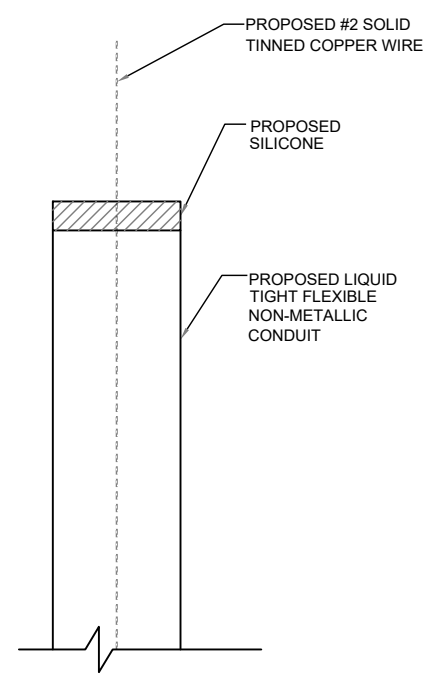
NOTES:

1. CONNECTION SHALL BE COVERED BY NO LESS THAN 2" OF CONCRETE.
2. ATTEMPT TO MAKE CONNECTION TO A 6'-0" RUN OF REBAR OR GREATER.
3. APPLY HEAT SHRINK OR ELECTRICAL TAPE AROUND THE CONDUCTOR TO AVOID CORROSION.



EQUIPMENT PAD GROUNDING 2
 NTS G-1

NOTE:
 CONTRACTOR TO USE CLEAR OR GRAY SILICONE AS NECESSARY TO SEAL LIQUID TIGHT FLEXIBLE NON-METALLIC CONDUIT.




GROUND WIRE WEATHERPROOFING 3
 NTS G-1

APPLICANT:
T-Mobile
T-MOBILE NORTHEAST LLC
 35 GRIFFIN ROAD SOUTH
 BLOOMFIELD, CT 06002
 860-692-7100

PROJECT MANAGER

 420 MAIN STREET, BLDG 4
 STURBRIDGE, MA 01566
 203-275-6669

CONSULTANT:
FORESITE LLC
 Architects . Engineers . Surveyors
 462 WALNUT STREET
 NEWTON, MA 02460
 617-212-3123



THIS DOCUMENT IS THE DESIGN PROPERTY AND COPYRIGHT OF FORESITE, LLC. AND FOR THE EXCLUSIVE USE BY THE TITLE CLIENT. DUPLICATION OR USE WITHOUT THE EXPRESS WRITTEN CONSENT OF THE CREATOR IS STRICTLY PROHIBITED. DRAWING SCALES ARE INTENDED FOR 11"x17" SIZE PRINTED MEDIA ONLY. ALL OTHER PRINTED SIZES ARE DEEMED "NOT TO SCALE".

REV	DESCRIPTION	DATE
A	PRELIMINARY	05/22/21
0	FINAL ISSUED	05/25/21


SITE NUMBER: CTHA241C
 SITE NAME: HA241 / EXXON SIGN
 SITE ADDRESS: 207 WEST STREET
 CROMWELL, CT 06416

SHEET TITLE:
 G-1: GROUNDING DETAILS

Exhibit D

Generac RD025 Design Document

Diesel, AC, 25kW External Fill Tank Model#7192-0 SKU#33651



The following are responsible for this project document:

Kevin Smith

SR. Engineer (770) 256-3594

Project Design Spec Revision	1.0	Last Date:08/23/2018	5/14/2018
Final doc URL (~Dnnnnn):			
Location	Use the InfoRouter Search (Advanced) putting the Document ID (nnnnnn without the D) to find the location of the master document.		
Template URL:	http://docs.eng.t-mobile.com/InfoRouter/docs/~D423750 Slightly updated 1/2011		

Table of Contents

1	Introduction / Project Summary	3
1.1	Purpose of Project	3
1.2	Feature Description	3
1.3	Dimensions	3
2	Fuel Tanks.....	4
3	RXSC200A3 ATS/ Controller	4
3.1	Hardware	4
4	Architecture/Alarms.....	7
4.1	Interfaces and Alarming	7
5	Regulatory Requirements	9
6	Configuration/Diagrams	9
7	Maintenance.....	14

1 Introduction / Project Summary

1.1 Purpose of Project

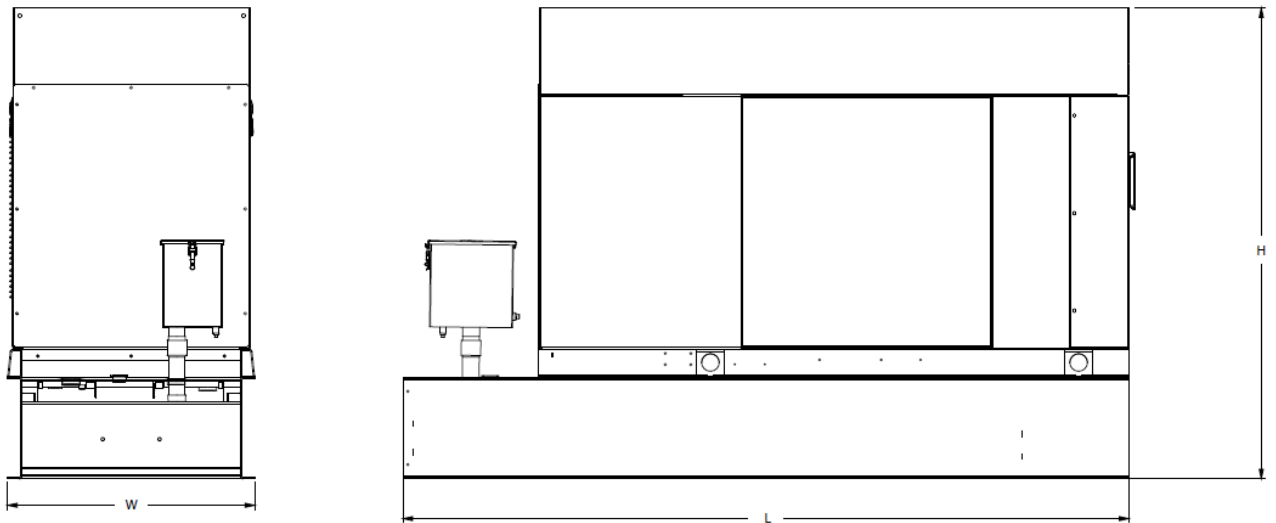
T-Mobile’s nationwide cell site hardening plan is providing a refuellable backup power system capable of powering a site for a minimum of 48 hours before refueling is required. The purpose of this project is to give T-Mobile customers reliable service during power outages and provide a sufficient layer of coverage. This design document is for Generac’s RD025 model#7192-0, which is a Diesel AC generator with a capacity of 25kW.

1.2 Feature Description

The Generac RD025 is a 25kW AC, diesel generator is one of the generators selected as part of the T-Mobile RFP in support of the nationwide cell site hardening plan. The RD025 has a Level 2 acoustic enclosure, 3 phase sensing, and +/-0.25% digital voltage regulation. It is equipped with RS232, RS485 and canbus remote ports and Evolution control panel. It is also equipped with a automatic transfer switch, the RXSC200A3 (Automatic Transfer Switch) Controls the process of transferring commercial AC power and generator power. The RXSC200A3 is a 200Amp, switch that is programmed to perform engine test runs and also has adjustable engine run time capabilities. For RXSC200A3 Owners Manual and full feature descriptions [LINK](#).

1.3 Dimensions

The dimensions of a level 2 Acoustic Enclosure L x W x H in inches 103.4 x 35 x 91.7. T-Mobile requires a 36-inch radius around the generator that will cover the 18” door swing on the generator.

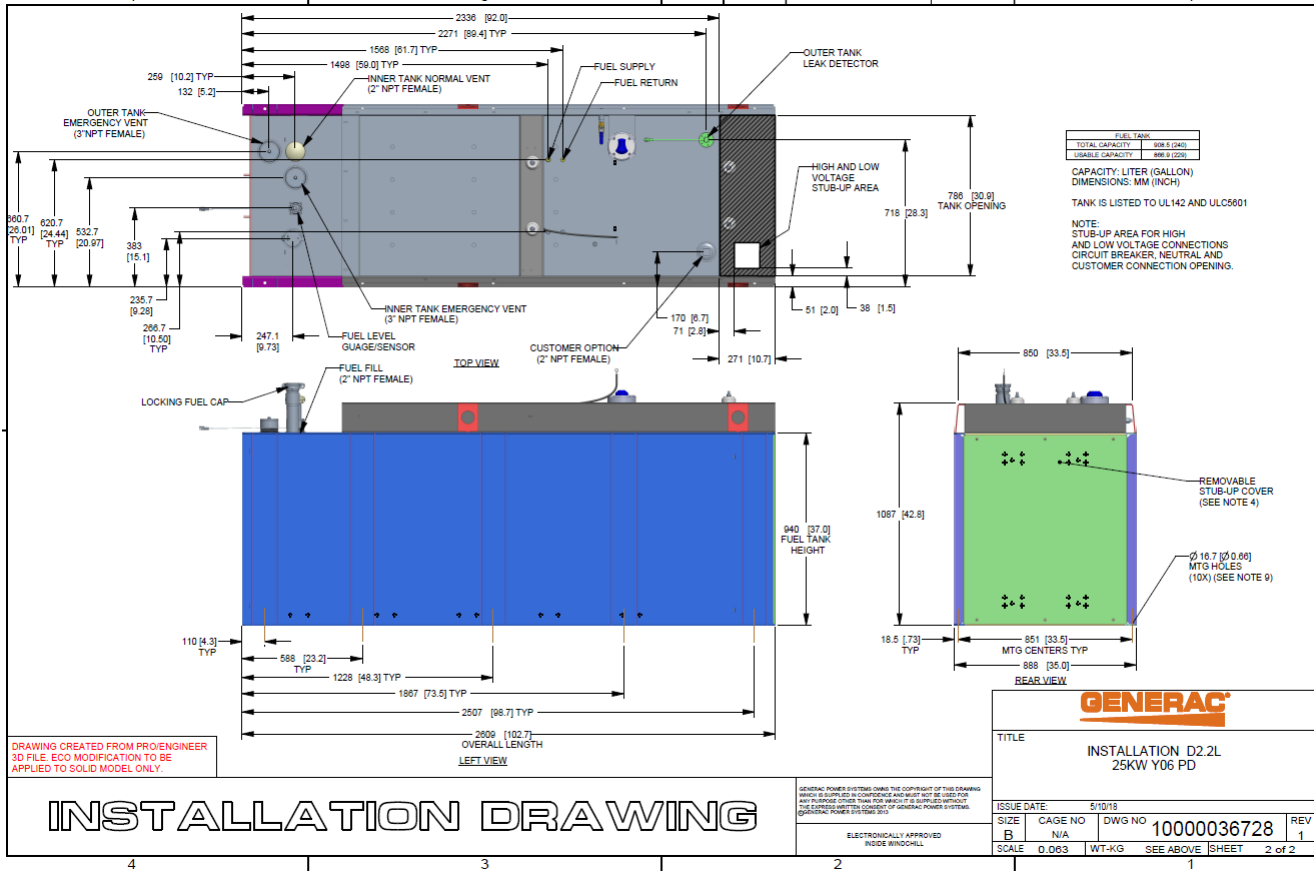


Weights and Dimensions

Unit Weight - lbs	Unit Weight with Skid - lbs	Dimensions (L x W x H) - in
2,123	2,161	103.4 x 35.0 x 73.8

2 Fuel Tanks

The RD025 has a 102.7" 240 Gallon Double-Wall UL142 Base tank to provide 98 hours of backup power at full load deployed on site. Below is the Install drawing for the 240-gallon tank for the RD025kW.



3 RXSC200A3 ATS/ Controller

3.1 Hardware

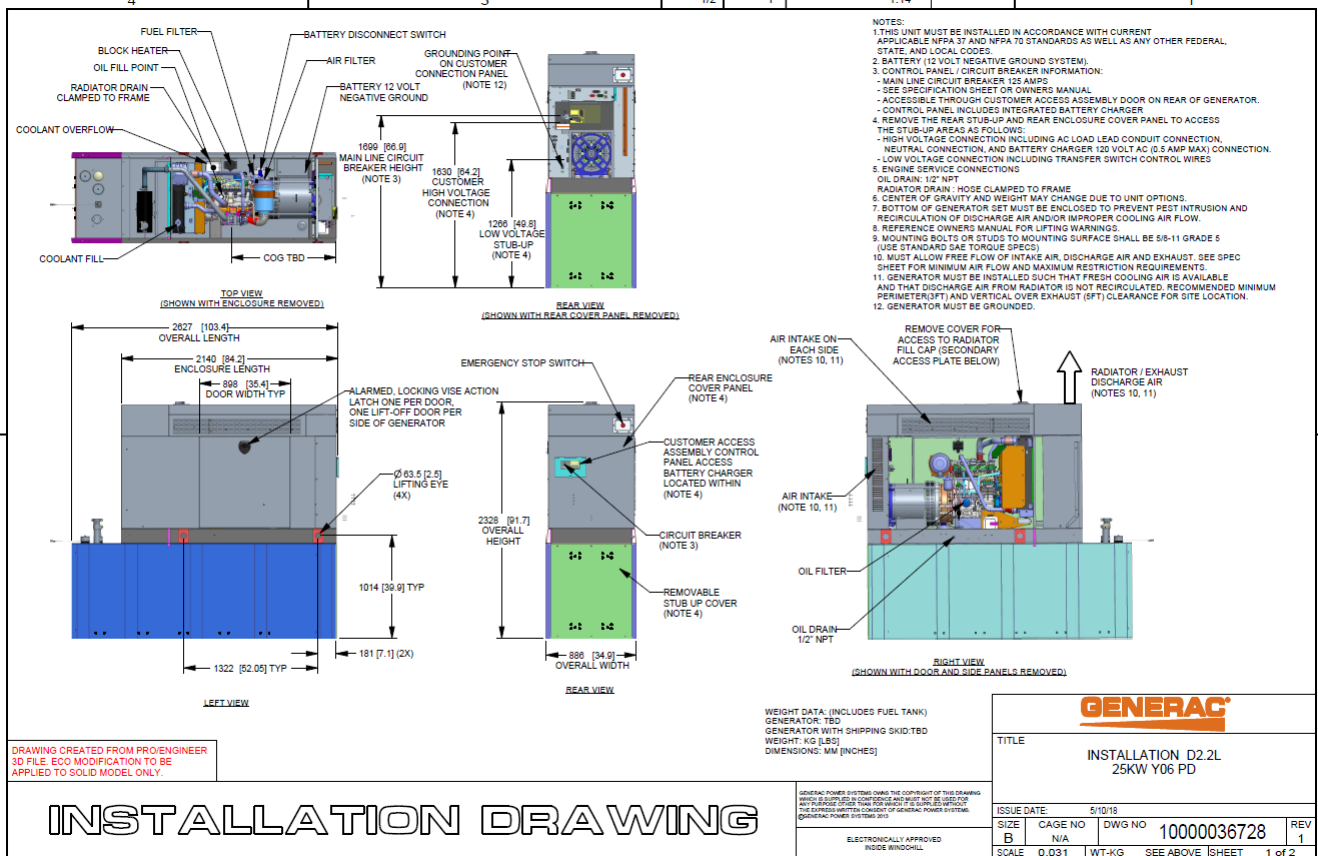
The RD025 will come with a RXSC200A3 and an Evollution controller. The sites considered for the RD025 should not have a DC power consumption above 20kW

RXSC200A3 [Link](#)

RXSC200A3 install drawing [Link](#)

Evolution controller spec sheet [Link](#)

RD025 installation drawings and supporting documentation [Link](#)

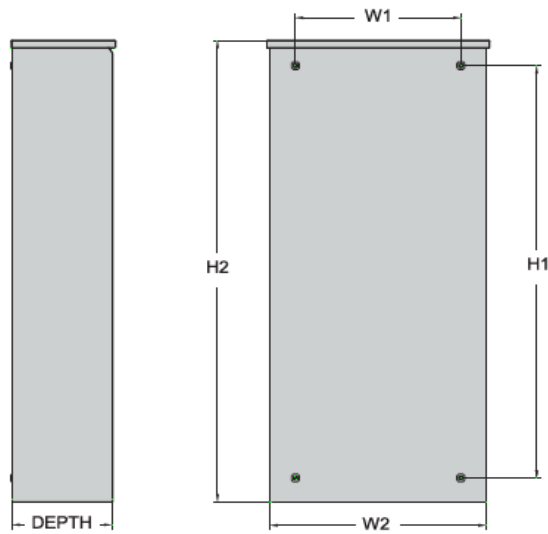


3.2 RXSC200A3 Automatic Transfer Switch

The RXSC200A3 (Automatic Transfer Switch) is equipped with the following functions. Utility voltage drop-out <65%. Timer to Generator start: 10 second factory set, adjustable between 2-1500 seconds. Engine Warm up delay: 5 seconds. Standby Voltage Sensor: 65% for 5 seconds. Utility Voltage Pickup >80%. Re-Transfer Time Delay: 15 seconds. Engine Cool-Down Timer: 60 seconds. Exerciser: 5 or 12 minute adjustable weekly/by-weekly/monthly. The transfer switch can also be operated manually without power applied

RXSC200A3 Dimensions

Model		RXSC200A3
Height (in./mm)	H1	17.24/437.9
	H2	20/508
Width (in./mm)	W1	12.5/317.5
	W2	14.6/370.8
Depth (in./mm)		7.09/180.1
Weight (lbs./kilos)		20/9.07



4 Architecture/Alarms

4.1 Interfaces and Alarming

The generator will be monitored by external alarms, conduit and cat five cables have to be installed from the Evolution Controllers Low Voltage Box located in the Generac generator to the appropriate cell site equipment. Nokia FSEB or FSEE and in Ericsson the SAU.

At a Nokia site, this connection is at the FSEB or an FSEE module. For the wiring diagram and instructions for the FSEB click the [Link](#). (The FSEE is the Nokia module that will be replacing the FSEB. For details on the FSEE contact: HQNokiaCellsiteDesigns@T-Mobile.com)

Ericsson sites will connect to the SAU module via OVP Expansion Kit for 8 External Alarms. Product number: UTOVP-ALM8EXP. For the wiring diagram and instructions for this click the [link](#).

The RXSC200A3 has auxiliary contacts that will facilitate the *ATS in Emergency position* alarm and will be a Normally Closed contact. Below is the wiring schematic for this contact and it can be found in the RXSC200A3 owners manual.

Auxiliary Contact

See [Figure 3-4](#). If desired, there is one normally-closed Auxiliary Contact (A) on the transfer switch to operate customer accessories, remote advisory lights, or remote annunciator devices. A suitable power source must be connected to the common terminal. If needed, an extra auxiliary contact can be added.

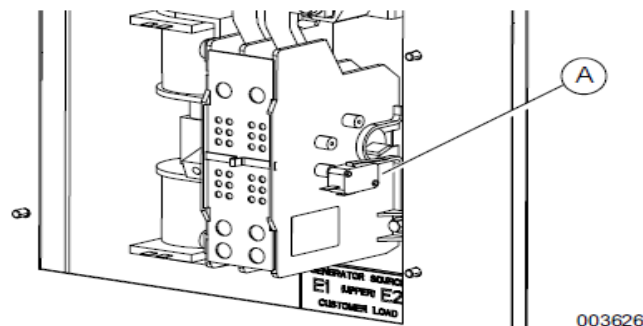


Figure 3-4. Auxiliary Contact

The auxiliary contact is normally closed when the transfer switch is in utility mode. The contacts will open when the transfer switch is in the standby power mode.

NOTE: Auxiliary Contact is rated 10 amps at 125 or 250 volts AC, and 0.6 amps at 125 volts DC.

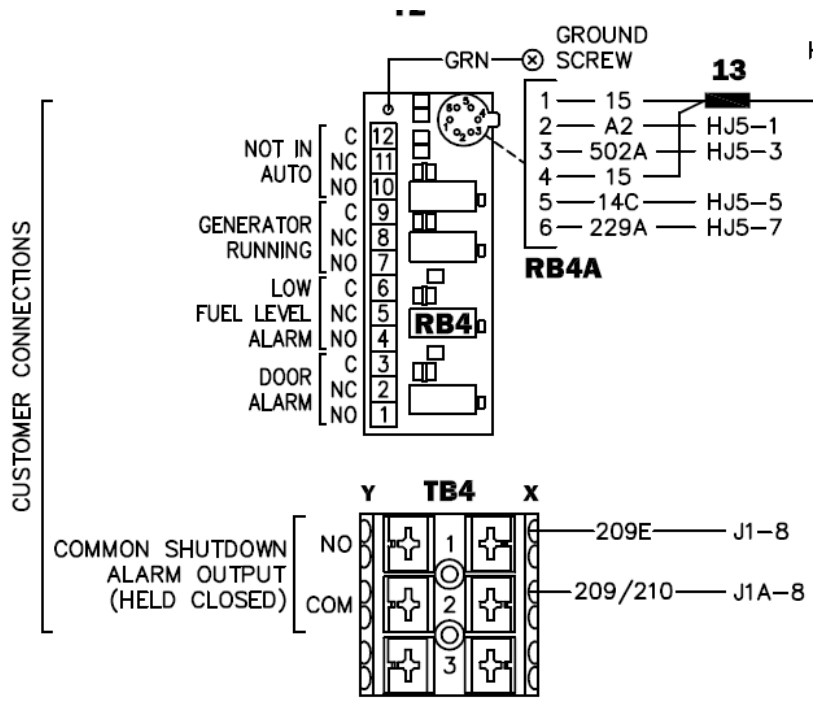
CAUTION

Equipment damage. Exceeding rated voltage and current will damage the auxiliary contacts. Verify that voltage and current are within specification before energizing this equipment.

(000134a)

T-Mobile has four relays available from the Generac controller that are user-defined. T-Mobile can have four-alarm categories and a limitless number of subcategories. T-Mobile will utilize Normally Closed (NC) dry contacts for alarms in Low Voltage Connection box in the spare outputs section. Ericsson cabinets need to be equipped with the alarm expansion kit (UTOVP-ALM8EXP) to handle external alarms.

Customer Connections Inside the RD025



Ericsson UTOVP- ALM8EXP



UTOVP-ALM8EXP	OVP Expansion Kit for 8 External Alarms	Qty
Product no	Denomination	
UTOVP-ALM8EXP	OVP Expansion Kit for 8 External Alarms	1
NFD30234/08	OVERVOLTAGE ARRESTER/OVP-ALM 8	1
RPM777143/01200	CABLE WITH CONNECTOR/SIGNAL CABLE	2

Evolution Controller Customer Connections	Nokia FSEB Alarm Connections 13-24	T-Mobile Standard Alarms
NC#8-Gen Running	NC 4110 grd 4111 pin 13	Generator Running
NC#11-Not In Auto	NC 4110 grd 4111 pin 14	Generator Alarm Critical
NC#2-Door Alarm	NC 4110 grd 4111 pin 15	Generator Alarm NSI
NC#5-Low Fuel	NC 4110 grd 4111 pin 16	Low Fuel
RXSC200A3-Auxiliary Contacts	NC 4110 grd 4111 pin 17	ATS in Emergency Position

Evolution Controller Customer Connections	Ericsson Alarm 8expConnections	T-Mobile Standard Alarms
NC#8- Gen. Running	NC - A5	Generator Running
NC#11-Not In Auto	NC - A6	Generator Alarm Critical
NC#2-Door Alarm	NC - A7	Generator Alarm NSI
NC#5-Low Fuel	NC - A8	Low Fuel
RXSC200A3-Auxiliary Contacts	NC - A9	ATS in Emergency Position

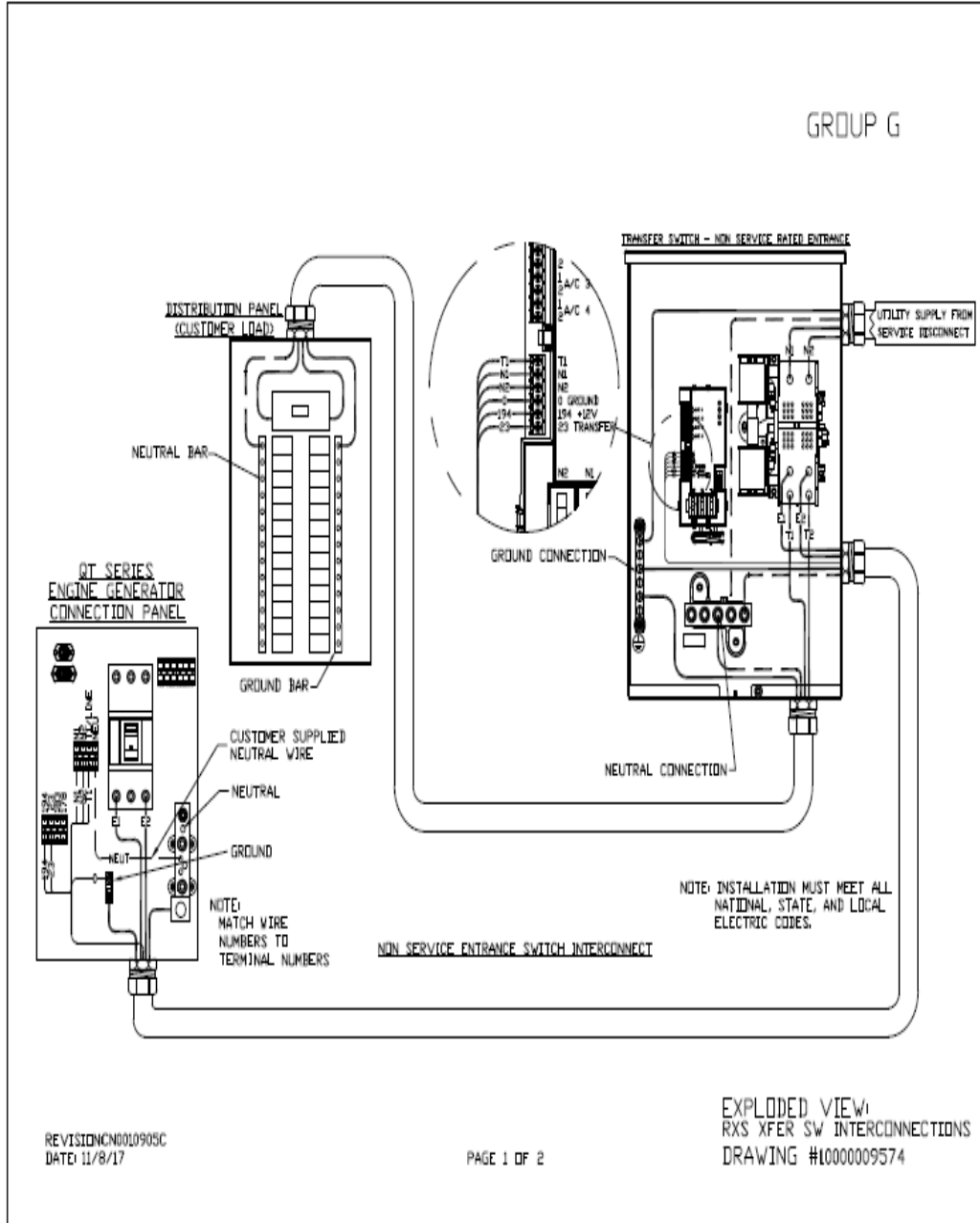
5 Regulatory Requirements

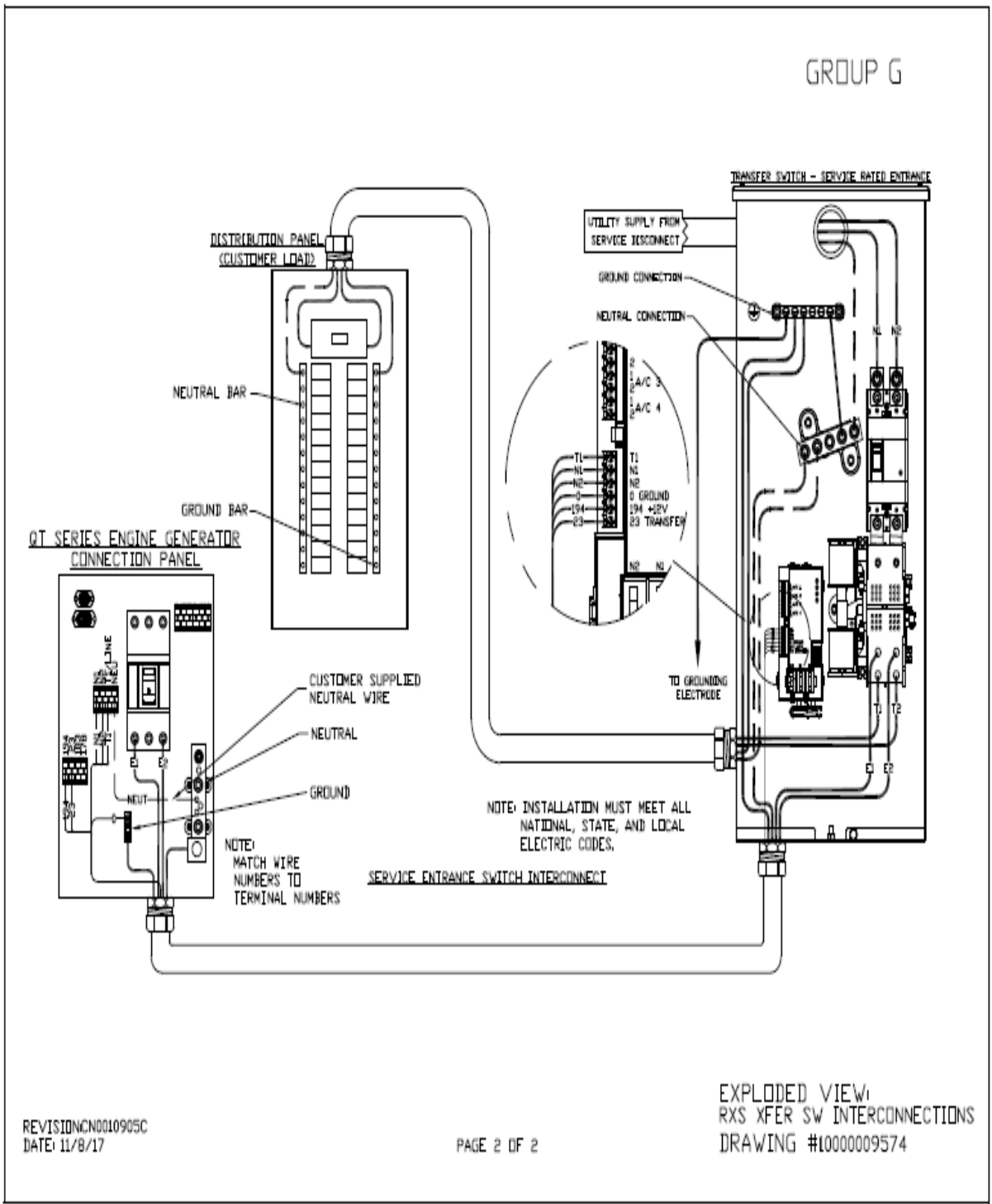
Level 2 Acoustic Enclosure provides a noise level of 67.5dBA. It is EPA certified and meets NFPA 99 and 110 requirements(NFPA National Fire Protection Association). The RD025 generator engines is a tier 4 engine and meets the EPA final standards.

6 Configuration/Diagrams

The physical configuration of the Generator and the RXSC200A3 is, ATS before the PPC to ensure overcurrent protection when commercial power is restored. The RD025 and the RXSC200A3 has to be wired to Commercial AC power.

Commercial Power Connection Points
On The RXSC200A3

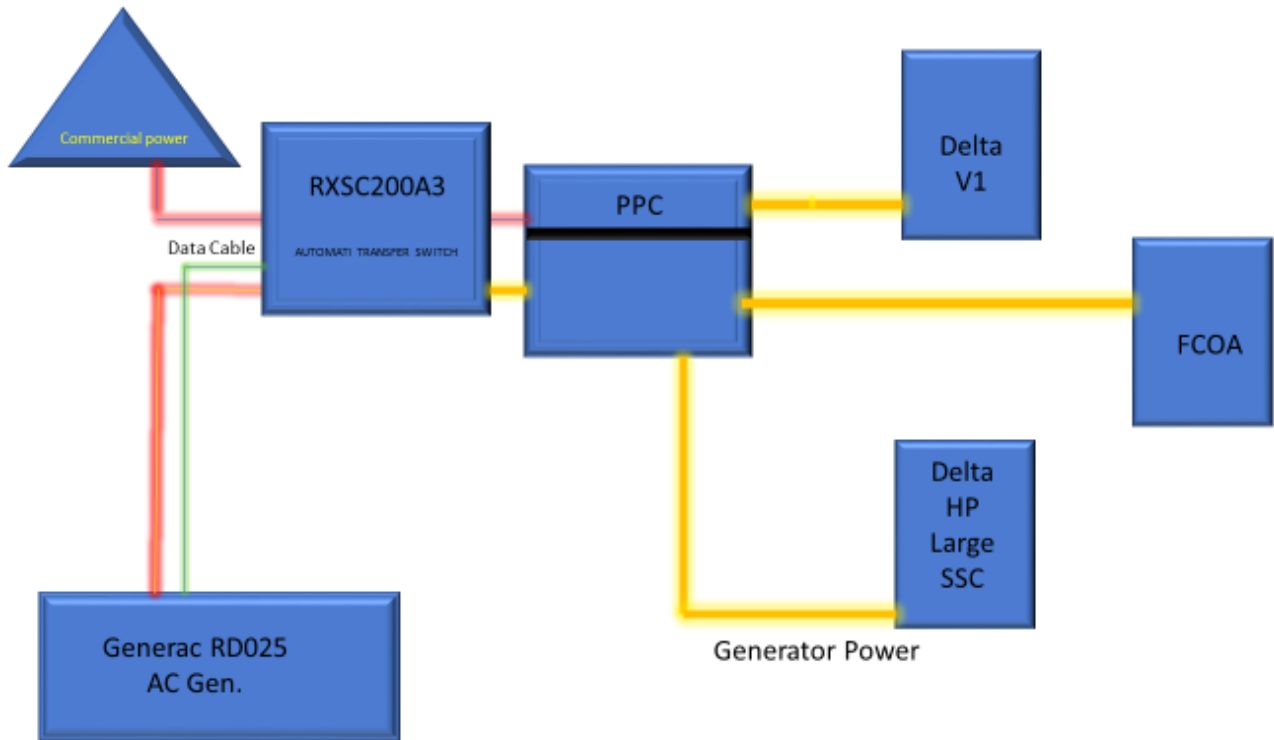




REVISION: NCN0010905C
DATE: 11/8/17

PAGE 2 OF 2

Compound Diagram:



7 Maintenance

T-Mobile is recommending preventive maintenance to be performed every 250 hours of run-time or every 12 months, whichever comes first.


T-Mobile requires this minimum service checklist for the generator engine:

- Check engine mounts and support. Tighten fasteners.
- Check all the engine hoses and clamps for proper fit, and any signs of cracking and fatigue from wear.
- Inspect all belts for signs of cracking and fatigue from wear and adjust for proper tension.
- Inspect the exhaust system for leaks, burns and wet stacking. Drain exhaust line and tighten any clamps and flange bolts.
- Inspect silencer and plumbing for leaks, cracks or any other signs of wear.
- Inspect the system for fuel, oil and coolant leaks and signs of corrosion.
- Replace water separator.
- Replace water filter/ conditioner.
- Check Anti-Freeze (Spector-Analysis).
- Check coolant level and add, if needed.
- Inspect radiator mounting for signs or wear and cracking.
- Inspect/ clean air filter and change per manufacturer specifications.
- Inspect air intakes and outlets and tighten clamps and brackets, if applicable.
- Replace fuel filter.
- Inspect the carburetor fuel injection system, fuel injection pump and choke, if equipped. Adjust to manufacturers specifications.
- Change engine oil, oil filter and record the date on the filter casing.
- Check engine heater operation, if equipped.
- Check and adjust the battery charger operations, and charge rate within the manufacturer's recommended operating specifications.

- Inspect the battery housing, hardware connections, and cables for corrosion and wear.
- Check the battery electrolyte levels and specific gravity levels.
- Load test generator battery.
- Check, adjust and record generator output voltage, as necessary.
- Check and record the alternator charge rate.
- During inspection run the generator for 30 minutes under load. During this time, and after the engine is at full operational speed and has reached engine operating temperature; determine and record the condition of all inspection points: oil pressure, water/ coolant temperature, Fuel pressure, generator gauge, indicator operations, generator battery.
- Check the engine timing and adjust to manufacturers specifications, if necessary.
- Inspect, adjust and record governor and frequency, if necessary.
- Verify that the low fuel alarm is operational and configured correctly to trigger when the fuel tank reaches 50% of fuel tank capacity.

Check fuel level and refuel the generator during the preventive/ corrective maintenance visit.

Exhibit E



**UNITED STATES
POSTAL SERVICE®**

Click-N-Ship®

P

usps.com 9405 5036 9930 0425 1141 45 0079 5000 0010 6051
US POSTAGE
 Flat Rate Env
U.S. POSTAGE PAID
Click-N-Ship®


06/26/2021 Mailed from 01566

PRIORITY MAIL 2-DAY™

Expected Delivery Date: 06/29/21
 Ref#: HA241C-NHP
0006

SHIP TO: LISA A MATTHEWS
 CT SITING COUNCIL
 10 FRANKLIN SQ
 NEW BRITAIN CT 06051-2655

USPS TRACKING #



9405 5036 9930 0425 1141 45

Electronic Rate Approved #038555749



Cut on dotted line.

Instructions

- Each Click-N-Ship® label is unique. Labels are to be used as printed and used only once. DO NOT PHOTO COPY OR ALTER LABEL.
- Place your label so it does not wrap around the edge of the package.
- Adhere your label to the package. A self-adhesive label is recommended. If tape or glue is used, DO NOT TAPE OVER BARCODE. Be sure all edges are secure.
- To mail your package with PC Postage®, you may schedule a Package Pickup online, hand to your letter carrier, take to a Post Office™, or drop in a USPS collection box.
- Mail your package on the "Ship Date" you selected when creating this label.

Click-N-Ship® Label Record

USPS TRACKING # :
9405 5036 9930 0425 1141 45

Trans. #: 536797010 Print Date: 06/23/2021 Ship Date: 06/26/2021 Expected Delivery Date: 06/29/2021	Priority Mail® Postage: \$7.95 Total: \$7.95
--	---

From: DEBORAH CHASE Ref#: HA241C-NHP
 NORTHEAST SITE SOLUTIONS, LLC
 420 MAIN ST STE 2
 STURBRIDGE MA 01566-1359

To: LISA A MATTHEWS
 CT SITING COUNCIL
 10 FRANKLIN SQ
 NEW BRITAIN CT 06051-2655

* Retail Pricing Priority Mail rates apply. There is no fee for USPS Tracking® service on Priority Mail service with use of this electronic rate shipping label. Refunds for unused postage paid labels can be requested online 30 days from the print date.



Thank you for shipping with the United States Postal Service!
 Check the status of your shipment on the USPS Tracking® page at usps.com

Exhibit F

Deborah Chase

From: Deborah Chase
Sent: Thursday, July 1, 2021 12:29 PM
To: 'Mayor@cromwellct.com'
Subject: 207 WEST STREET CROMWELL CT 06416 T-MOBILE EM APPLICATION (CTHA241C_NHP)
Attachments: 207 WEST STREET CROMWELL CT 06416 T-MOBILE EM APPLICATION (CTHA241C-NHP).pdf

Good afternoon-

Attached please find T-Mobile's exempt modification application that is being submitted to the Connecticut Siting Council today, July 1, 2021.

In light of the present circumstances with Covid-19, The Council has advised that electronic notification of this filing is acceptable.

If you could kindly confirm receipt.

Thank you.

Deborah Chase

Senior Project Coordinator & Analyst

Mobile: 860-490-8839



🌳 Save a tree. Refuse. Reduce. Reuse. Recycle.

Deborah Chase

From: Deborah Chase
Sent: Thursday, July 1, 2021 12:32 PM
To: 'spopper@cromwellct.com'
Subject: 207 WEST STREET CROMWELL CT 06416 T-MOBILE EM APPLICATION (CTHA241C_NHP)
Attachments: 207 WEST STREET CROMWELL CT 06416 T-MOBILE EM APPLICATION (CTHA241C-NHP).pdf

Good afternoon-

Attached please find T-Mobile's exempt modification application that is being submitted to the Connecticut Siting Council today, July 1, 2021.

In light of the present circumstances with Covid-19, The Council has advised that electronic notification of this filing is acceptable.

If you could kindly confirm receipt.

Thank you.

Deborah Chase

Senior Project Coordinator & Analyst
Mobile: 860-490-8839



🌱 Save a tree. Refuse. Reduce. Reuse. Recycle.

Deborah Chase

From: Deborah Chase
Sent: Thursday, July 1, 2021 12:30 PM
To: 'asalvatore@cromwellct.com'
Subject: 207 WEST STREET CROMWELL CT 06416 T-MOBILE EM APPLICATION (CTHA241C_NHP)
Attachments: 207 WEST STREET CROMWELL CT 06416 T-MOBILE EM APPLICATION (CTHA241C-NHP).pdf

Good afternoon-

Attached please find T-Mobile's exempt modification application that is being submitted to the Connecticut Siting Council today, July 1, 2021.

In light of the present circumstances with Covid-19, The Council has advised that electronic notification of this filing is acceptable.

If you could kindly confirm receipt.

Thank you.

Deborah Chase

Senior Project Coordinator & Analyst

Mobile: 860-490-8839



🌱 Save a tree. Refuse. Reduce. Reuse. Recycle.

Deborah Chase

From: Deborah Chase
Sent: Thursday, July 1, 2021 12:32 PM
To: 'service@peapod.com'
Subject: 207 WEST STREET CROMWELL CT 06416 T-MOBILE EM APPLICATION (CTHA241C_NHP)
Attachments: 207 WEST STREET CROMWELL CT 06416 T-MOBILE EM APPLICATION (CTHA241C-NHP).pdf

Good afternoon-

Attached please find T-Mobile's exempt modification application that is being submitted to the Connecticut Siting Council today, July 1, 2021.

In light of the present circumstances with Covid-19, The Council has advised that electronic notification of this filing is acceptable.

If you could kindly confirm receipt.

Thank you.

Deborah Chase

Senior Project Coordinator & Analyst
Mobile: 860-490-8839



🌱 Save a tree. Refuse. Reduce. Reuse. Recycle.