



STATE OF CONNECTICUT

CONNECTICUT SITING COUNCIL

Ten Franklin Square, New Britain, CT 06051

Phone: (860) 827-2935 Fax: (860) 827-2950

E-Mail: siting.council@ct.gov

Internet: ct.gov/csc

Daniel F. Caruso
Chairman
October 31, 2008

Steven L. Levine
Real Estate Consultant
New Cingular Wireless PCS, LLC
500 Enterprise Drive
Rocky Hill, CT 06067

RE: **EM-CING-033-080917** - New Cingular Wireless PCS, LLC notice of intent to modify an existing telecommunications facility located at 179 Shunpike Road, Cromwell, Connecticut.

Dear Mr. Levine:


The Connecticut Siting Council (Council) hereby acknowledges your notice to modify this existing telecommunications facility, pursuant to Section 16-50j-73 of the Regulations of Connecticut State Agencies.

The proposed modifications are to be implemented as specified here and in your notice dated September 19, 2008, including the placement of all necessary equipment and shelters within the tower compound. The modifications are in compliance with the exception criteria in Section 16-50j-72 (b) of the Regulations of Connecticut State Agencies as changes to an existing facility site that would not increase tower height, extend the boundaries of the tower site, increase noise levels at the tower site boundary by six decibels, and increase the total radio frequencies electromagnetic radiation power density measured at the tower site boundary to or above the standard adopted by the State Department of Environmental Protection pursuant to General Statutes § 22a-162. This facility has also been carefully modeled to ensure that radio frequency emissions are conservatively below State and federal standards applicable to the frequencies now used on this tower.

This decision is under the exclusive jurisdiction of the Council. Please be advised that the validity of this action shall expire one year from the date of this letter. Any additional change to this facility will require explicit notice to this agency pursuant to Regulations of Connecticut State Agencies Section 16-50j-73. Such notice shall include all relevant information regarding the proposed change with cumulative worst-case modeling of radio frequency exposure at the closest point of uncontrolled access to the tower base, consistent with Federal Communications Commission, Office of Engineering and Technology, Bulletin 65. Any deviation from this format may result in the Council implementing enforcement proceedings pursuant to General Statutes § 16-50u including, without limitation, imposition of expenses resulting from such failure and of civil penalties in an amount not less than one thousand dollars per day for each day of construction or operation in material violation.

Thank you for your attention and cooperation.

Very truly yours,


S. Derek Phelps
Executive Director

SDP/MP/jb

c: The Honorable Jeremy J. Shingleton, First Selectman, Town of Cromwell
Frederic Curtin, Zoning Enforcement Officer, Town of Cromwell
Cromwell Fire Department



New Cingular Wireless PCS, LLC
500 Enterprise Drive
Rocky Hill, Connecticut 06067-3900
Phone: (860) 513-7636
Fax: (860) 513-7190

Steven L. Levine
Real Estate Consultant

HAND DELIVERED

September 17, 2008

RECEIVED
SEP 17 2008

CONNECTICUT
SITING COUNCIL

Honorable Daniel F. Caruso, Chairman,
and Members of the Connecticut Siting Council
Connecticut Siting Council
10 Franklin Square
New Britain, Connecticut 06051

Re: New Cingular Wireless PCS, LLC Request for Re-Acknowledgment of Sixteen
Previously-Acknowledged Notices of Exempt Modification

Dear Chairman Caruso and Members of the Council:

In order to accommodate technological changes, implement Uniform Mobile Telecommunications System ("UMTS") capability, and enhance system performance in the State of Connecticut, New Cingular Wireless PCS, LLC ("AT&T") plans to modify the equipment configurations at many of its existing cell sites. This program has been in progress since 2006.

In 2006, AT&T submitted a number of Notices of Exempt Modification and received the Council's acknowledgments, each carrying a 1-yr expiration provision. On-site installation was completed at most of the cell sites within the ensuing year. However, for a number of sites the work was either not begun or not completed before expiration of the Council's approval.

At this time AT&T intends to finish UMTS modifications at the affected sites and hereby requests the Council's re-acknowledgment for sixteen of the earlier Notices of Exempt Modification. For each site, we herewith submit a filing fee of \$500.

For each site, the materials required for a notice of exempt modification are already in the Council's files owing to the earlier filings, and the currently-proposed modifications are the same as those previously acknowledged by the Council. Therefore, we are submitting AT&T's request for re-acknowledgment in this form to avoid needless waste of paper.

The sites and the earlier Exempt Modification Notices are:

| | |
|--|--------------------------------|
| 2 West Street, Rocky Hill | EM-CING-119-007-155-064-060623 |
| 260 Beckley Road, Berlin | EM-CING-119-007-155-064-060623 |
| 123 Costello Road, Newington | EM-CING-064-043-155-094-060609 |
| 179 Shunpike Road, Cromwell | EM-CING-033-017-060728 |
| 290 Preston Avenue, Middletown | EM-CING-033-080-083-060525 |
| 945 East Center Street, Wallingford | EM-CING-148-101-060-060609 |
| 992 Northrop Road, Wallingford | EM-CING-084-148-014-060623 |
| 10 Bona Street, Milford | EM-CING-014-084-060602 |
| 438 Bridgeport Avenue, Milford | EM-CING-084-060728 |
| 185 Research Drive, Milford | EM-CING-084-148-014-060623 |
| 4 Beaver Road, Branford | EM-CING-084-148-014-060623 |
| 150 North Main Street, Branford | EM-CING-014-148-060707 |
| 123 Meadow Street, Hartford | EM-CING-119-007-155-064-060623 |
| 92 Weston Street, Hartford | EM-CING-064-119-060707 |
| 1030 New Britain Avenue, West Hartford | EM-CING-119-007-155-064-060623 |
| 310 Orange Street, New Haven | EM-CING-093-084-060613 |

For the foregoing reasons, AT&T respectfully requests that the Council re-acknowledge the sixteen referenced Notices of Exempt Modification so that its planned site modifications may proceed.

Please feel free to call me at (860) 513-7636 with questions concerning this matter. Thank you for your consideration.

Sincerely,



Steven L. Levine
Real Estate Consultant

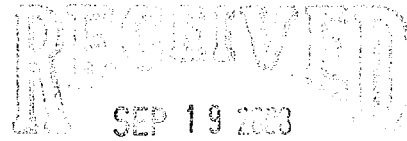


New Cingular Wireless PCS, LLC
500 Enterprise Drive
Rocky Hill, Connecticut 06067-3900
Phone: (860) 513-7636
Fax: (860) 513-7190

Steven L. Levine
Real Estate Consultant

EM-CING-033-080917

HAND DELIVERED



September 19, 2008

Honorable Daniel F. Caruso, Chairman,
and Members of the Connecticut Siting Council
Connecticut Siting Council
10 Franklin Square
New Britain, Connecticut 06051

CONNECTICUT
SITING COUNCIL

Re: New Cingular Wireless PCS, LLC Request for Re-Acknowledgment of a
Previously-Acknowledged Notice of Exempt Modification

EM-CING-033-080917 179 Shunpike Road, Cromwell

Dear Chairman Caruso and Members of the Council:

On September 17, 2008, New Cingular Wireless ("AT&T") submitted a letter and checks totaling \$8,000, requesting re-acknowledgment of 16 notices of exempt modification. These notices had been filed and approved in 2006 with a 1-year expiration date, but AT&T had not initiated or completed the approved site modifications within the year allowed by the Council. Accordingly, the acknowledgments expired and AT&T is now requesting re-acknowledgment so the site modifications may proceed.

Acting upon the 9/17/08 letter, Council staff assigned 16 new EM numbers and requested additional information from AT&T for each site. The request concerned the status of structural analysis records presently in the Council's files, i.e., did the latest structural in Council files for each site incorporate the modifications approved for AT&T in 2006?

We have assessed this matter and have found that the existing structural analysis in Council files for the referenced site *does* include AT&T's modifications approved by the Council in 2006. The latest action for the site that affected tower loading was Verizon's 2008 filing. The structural analysis submitted by Verizon incorporated the approved loading from Cingular's 2006 filing.

AT&T, therefore, respectfully requests that the Council acknowledge the referenced Notice of Exempt Modification so that its planned site modifications may proceed.

Page 2

Please feel free to call me at (860) 513-7636 with questions concerning this matter. Thank you for your consideration.

Sincerely,

A handwritten signature in black ink, appearing to read 'SLL', written in a cursive style.

Steven L. Levine

Real Estate Consultant



EM-CING-033-080917

New Cingular Wireless PCS, LLC
500 Enterprise Drive
Rocky Hill, Connecticut 06067-3900
Phone: (860) 513-7636
Fax: (860) 513-7190


Steven L. Levine
Real Estate Consultant

ORIGINAL

HAND DELIVERED

September 19, 2008

Honorable Daniel F. Caruso, Chairman,
and Members of the Connecticut Siting Council
Connecticut Siting Council
10 Franklin Square
New Britain, Connecticut 06051



Re: New Cingular Wireless PCS, LLC Request for Re-Acknowledgment of a
Previously-Acknowledged Notice of Exempt Modification

EM-CING-033-080917 179 Shunpike Road, Cromwell

Dear Chairman Caruso and Members of the Council:

On September 17, 2008, New Cingular Wireless ("AT&T") submitted a letter and checks totaling \$8,000, requesting re-acknowledgment of 16 notices of exempt modification. These notices had been filed and approved in 2006 with a 1-year expiration date, but AT&T had not initiated or completed the approved site modifications within the year allowed by the Council. Accordingly, the acknowledgments expired and AT&T is now requesting re-acknowledgment so the site modifications may proceed.

Acting upon the 9/17/08 letter, Council staff assigned 16 new EM numbers and requested additional information from AT&T for each site. The request concerned the status of structural analysis records presently in the Council's files, i.e., did the latest structural in Council files for each site incorporate the modifications approved for AT&T in 2006?

We have assessed this matter and have found that the existing structural analysis in Council files for the referenced site *does* include AT&T's modifications approved by the Council in 2006. The latest action for the site that affected tower loading was Verizon's 2008 filing. The structural analysis submitted by Verizon incorporated the approved loading from Cingular's 2006 filing.

AT&T, therefore, respectfully requests that the Council acknowledge the referenced Notice of Exempt Modification so that its planned site modifications may proceed.


Page 2

Please feel free to call me at (860) 513-7636 with questions concerning this matter. Thank you for your consideration.

Sincerely,

A handwritten signature in blue ink, appearing to read 'S. L. Levine', written in a cursive style.

Steven L. Levine
Real Estate Consultant



STATE OF CONNECTICUT

CONNECTICUT SITING COUNCIL

Ten Franklin Square, New Britain, CT 06051

Phone: (860) 827-2935 Fax: (860) 827-2950

E-Mail: siting.council@po.state.ct.us

www.ct.gov/csc

September 1, 2006

Elizabeth H. Lankenau, AICP
Planner
Kise Straw & Kolodner, Inc.
123 South Broad Street, Suite 1270
Philadelphia, PA 19109

RE: **EM-CING-033-017-060728** - New Cingular Wireless PCS, LLC notice of intent to modify existing telecommunications facilities located at 179 Shunpike Road, Cromwell; and Willis Street, Bristol, Connecticut.

Dear Ms. Lankenau:

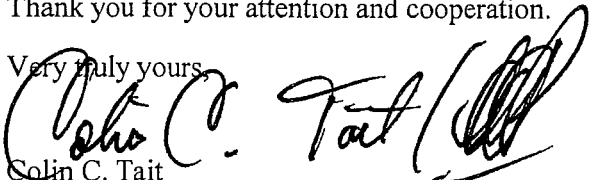
At a public meeting held on August 31, 2006, the Connecticut Siting Council (Council) acknowledged your notice to modify these existing telecommunications facilities, pursuant to Section 16-50j-73 of the Regulations of Connecticut State Agencies.

The proposed modifications are to be implemented as specified here and in your notice dated July 26, 2006, and errata sheet dated August 21, 2006, including the placement of all necessary equipment and shelters within the tower compounds. The modifications are in compliance with the exception criteria in Section 16-50j-72 (b) of the Regulations of Connecticut State Agencies as changes to existing facility sites that would not increase tower heights, extend the boundaries of the tower sites, increase noise levels at the tower site boundaries by six decibels, and increase the total radio frequencies electromagnetic radiation power densities measured at the tower site boundaries to or above the standard adopted by the State Department of Environmental Protection pursuant to General Statutes § 22a-162. These facilities have also been carefully modeled to ensure that radio frequency emissions are conservatively below State and federal standards applicable to the frequencies now used on these towers.

This decision is under the exclusive jurisdiction of the Council. Please be advised that the validity of this action shall expire one year from the date of this letter. Any additional change to any of these facilities will require explicit notice to this agency pursuant to Regulations of Connecticut State Agencies Section 16-50j-73. Such notice shall include all relevant information regarding the proposed change with cumulative worst-case modeling of radio frequency exposure at the closest point of uncontrolled access to the tower base, consistent with Federal Communications Commission, Office of Engineering and Technology, Bulletin 65. Any deviation from this format may result in the Council implementing enforcement proceedings pursuant to General Statutes § 16-50u including, without limitation, imposition of expenses resulting from such failure and of civil penalties in an amount not less than one thousand dollars per day for each day of construction or operation in material violation.

Thank you for your attention and cooperation.

Very truly yours,


Colin C. Tait
Vice Chairman

CCT/MP/laf

c: See Attached List

179 Shunpike Road, Cromwell, CT

**Summary Sheet
Project Location Map
Site Plan and Elevation
Structural Analysis
Elected Official Letter**

CINGULAR WIRELESS
Proposed Modifications

Site Address: 179 Shurpike Road, Cromwell, CT; *Project Location Map attached*

Site Owner: Cromwell Fire Department

Type of Existing Facility: 170' lattice tower and a 19'4" x 10'9" equipment shelter within a larger compound

Antenna Configuration: Center line – 114' above ground level; remove existing CSS DUO4- 8670 antennas and replace with six (6) Powerwave 7770 units; *specification attached*

TMA Configuration: Six (6) existing units to remain and add six (6) new LGP 214nn units; *specification attached*

Coaxial Cables: Nine (9) existing 1 5/8" cables to remain and add three (3) new cables of the same dimension

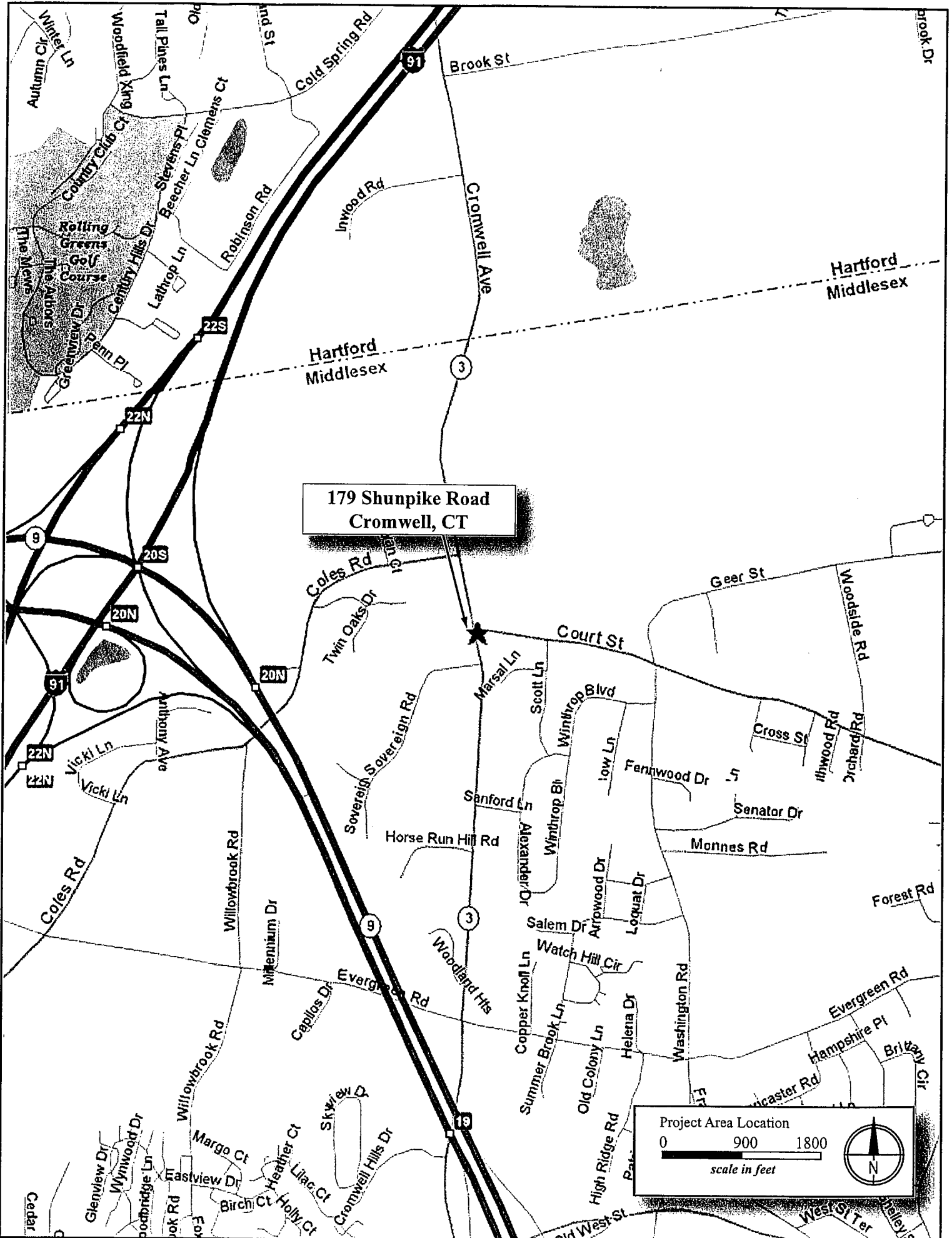
Other Work: Add one (1) Ericsson RBS 3206 equipment cabinet inside existing equipment shelter

Power Density:

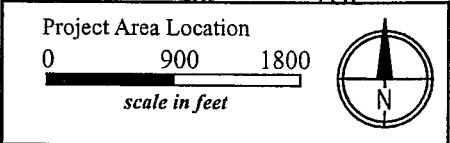
As the table demonstrates, the cumulative worst-case exposure would be approximately 16.01% of the ANSI/IEEE standard, as calculated for mixed frequency sites. Total power density levels resulting from Cingular's use of the facility would be within applicable standards.

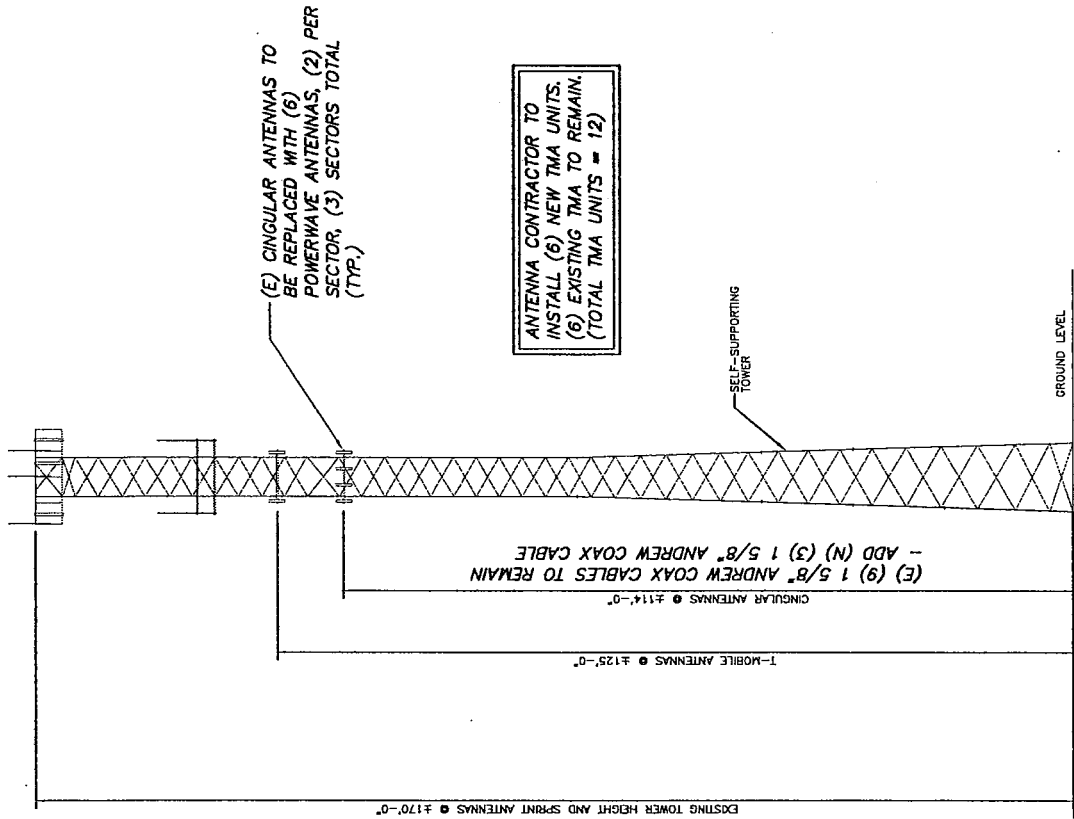
| Site # 1141 | | | | | | | | |
|---------------|---------------------|-----------------------|---------------|----------------------------------|---------------|---|---|----------------------|
| Carrier | Antenna Height (ft) | Freq. (MHz) For Limit | # of Channels | W ERP/Channel (ref 1/2-w dipole) | W EIRP/Sector | Power Density ($\mu\text{W}/\text{cm}^2$) | FCC Limit ($\mu\text{W}/\text{cm}^2$) | Percent of Limit (%) |
| Cingular UMTS | 114 | 1935.0 | 1 | 500.0 | 820.0 | 13.8 | 1000 | 1.38% |
| Cromwell | 142 | - | - | - | - | - | - | 1.30% |
| Sprint | 170 | 1900.0 | 11 | 305.8 | 5517.3 | 41.9 | 1000 | 4.19% |
| AT&T | 160 | 1900.0 | 8 | 100.0 | 1312.0 | 11.2 | 1000 | 1.12% |
| T-Mobile | 125 | 1900.0 | 6 | 179.0 | 1761.2 | 24.7 | 1000 | 2.47% |
| Cingular 800 | 114 | 880.0 | 2 | 296.0 | 970.9 | 16.4 | 587 | 2.79% |
| Cingular 1900 | 114 | 1900.0 | 2 | 497.0 | 1630.2 | 27.5 | 1000 | 2.75% |
| TOTAL | | | | | | | | 16.01% |

Structural Analysis: *Structural Analysis attached.*



179 Shunpike Road
Cromwell, CT





TOWER ELEVATION
SCALE: 1" = 30'-0"

LATITUDE: 41° 37' 24"
LONGITUDE: 72° 40' 44"



ERICSSON
6300 LEGACY DRIVE
PLANO, TX 75024

CH2MHILL
8619 WEST BRYN MAWR
CHICAGO, ILLINOIS 60631

infinity
engineering
300 GREAT OAKS BLVD.
SUITE 312
ALBANY, NY 12203
OFFICE: (518) 690-0790
FAX: (518) 690-0795
185-019

**SITE NAME: CROMWELL
FIRE DEPT.**

SITE NUMBER: 1141
170 SHANNON RD
CROMWELL, CT 06416

| NO. | DATE | REVISION DESCRIPTION | BY | CHK | APPD |
|-----|----------|----------------------|-----|-----|------|
| 4 | 06/07/06 | MISC. REVISIONS | PHR | CJM | CJM |
| 3 | 04/11/06 | MISC. REVISIONS | PHR | CJM | CJM |
| 2 | 04/19/06 | MISC. REVISIONS | PHR | CJM | CJM |
| 1 | 03/28/06 | MISC. REVISIONS | PHR | CJM | CJM |
| 0 | 03/23/06 | MISC. REVISIONS | PHR | CJM | CJM |
| | | REVISION DESCRIPTION | | | |
| | | SITE NUMBER | | | |
| | | | | | 1141 |

**DETAILED STRUCTURAL ANALYSIS AND
EVALUATION OF EXISTING 170' SELF
SUPPORTING LATTICE TOWER FOR NEW
ANTENNA ARRANGEMENT**

**Cingular Site #1141
179 Shunpike Road
Cromwell, Connecticut**

prepared for

CH2MHILL

8619 West Bryn Mawr, Suite 615
Chicago, IL 60631



Cingular Wireless
580 Main Street
Bolton, MA 01740

prepared by



URS CORPORATION
500 ENTERPRISE DR, SUITE 3B
ROCKY HILL, CT 06067
TEL. 860-529-8882

36922915.00008
CH2-005

July 24, 2006

TABLE OF CONTENTS

- 1. EXECUTIVE SUMMARY**
- 2. INTRODUCTION**
- 3. ANALYSIS METHODOLOGY AND LOADING CONDITIONS**
- 4. FINDINGS AND EVALUATION**
- 5. CONCLUSIONS AND RECOMMENDATIONS**
- 6. DRAWINGS AND DATA**
 - **RISA TOWER INPUT / OUTPUT SUMMARY**
 - **RISA TOWER FEEDLINE DISTRIBUTION**
 - **RISA TOWER DETAILED OUTPUT**
 - **ANCHOR BOLT ANALYSIS**
 - **FOUNDATION ANALYSIS**

1. EXECUTIVE SUMMARY

This report summarizes the structural analysis of the existing 170' self supporting lattice tower located at 179 Shunpike Road in Cromwell, Connecticut. The analysis was conducted in accordance with the 2005 Connecticut State Building Code and the TIA/EIA-222-F standard for wind velocity of 85 mph (fastest mile) and 74 mph (fastest mile) concurrent with 1/2" ice. The antenna loading considered in the analysis consists of all existing and proposed antennas, transmission lines, and ancillary items as outlined in the Introduction Section of this report. The proposed Cingular modification is as follows:

| Proposed Antenna and Mount | Carrier | Antenna Center Elevation |
|---|------------------------|--------------------------|
| Remove: (9) CSS DUO1417-8686 existing antennas Install: (6) Powerwave 7770.00 antennas and (12) Powerwave LGP21401 TMA's on (3) existing T-frames with (3) new 1 5/8" coax cables and (9) existing 1 5/8" coax cables | Cingular (Proposed) | @ 113' |

The results of the analysis indicate that the tower structure, anchor bolts and tower foundation are in compliance with the proposed loading conditions. **Therefore, the tower is considered structurally adequate with the wind load classification specified above and all the existing and proposed antenna loading.**

This analysis is based on:


- 1) The tower structure's theoretical capacity, not including any assessment of the condition of the tower.
- 2) Tower geometry, structural member sizes, and Foundation information taken from a tower report prepared by PiROD Inc., ENG. File No. A-116398, dated November 19, 1999.
- 3) Tower reinforcement information taken from report prepared by Maguire Group Inc., dated July 15, 2002.
- 4) Antenna and mount configuration as specified on the following page of this report.

This report is only valid as per the assumptions and data utilized in this report for antenna inventory, mounts and associated cables. The user of this report shall field verify the assumption of the antenna and mount configuration as well as the physical condition of the tower and connections. Notify the engineer in writing immediately if any of the information in this report is found to be other than specified.


If you should have any questions, please call.

Sincerely,

URS Corporation



Richard A. Sambor, P.E.
 Manager Facilities Design



RAS/jek

cc: AA, DR, IA, CF/Book – URS

2. INTRODUCTION

The subject tower is located at 179 Shunpike Road in Cromwell, Connecticut. The structure is a 170' self supporting lattice tower designed and manufactured by PiROD Inc.

The inventory is summarized in the table below:

| Antenna Type | Carrier | Mount | Antenna Centerline Elevation | Cable |
|---|--------------------------|------------------|------------------------------|---|
| (1) 9' Whip antenna | Town (existing) | Pipe to Pipe Kit | 178 | (1) 1 5/8" coax cable |
| (2) 21' Whip antennas | Town (existing) | 9 Arm Halo Mount | 178' | (1) 7/8" coax cable (1) 1 1/4" coax cable |
| (1) Mobile Mark OD12-2400 antenna (1) Breezecom TMA | Town (existing) | Pipe to Pipe Kit | 175' | (1) 3/8" coax cable |
| (1) PD458-2 antenna | Town (existing) | 9 Arm Halo Mount | 175' | (1) 7/8" coax cable |
| (2) 10' Whip antennas | Town (existing) | 9 Arm Halo Mount | 174' | (2) 7/8" coax cables |
| (1) Tx Rx 101-90-08 antenna | Town (existing) | 9 Arm Halo Mount | 173' | (1) 1 1/4" coax cable |
| (6) Decibel 950G65VTZE-M antennas | Sprint (existing) | 9 Arm Halo Mount | 168' | (6) 1 5/8" coax cables |
| (1) Breezecom SU-RA-HP-2.4 antenna | Town (existing) | 9 Arm Halo Mount | 168' | (1) 3/8" coax cable |
| (9) Allgon 7184.14 antennas | Cingular Blue (existing) | T-Frame | 160' | (9) 1 5/8" coax cables |
| (1) 21' Whip antenna | Town (existing) | 20' Platform | 144' | (1) 1/2" coax cable |
| (1) 17' Whip antenna | Town (existing) | 20' Platform | 142' | (1) 1/2" coax cable |
| (1) PD620-3 antenna | Town (existing) | 20' Platform | 140' | (1) 7/8" coax cable |
| (1) 11' Whip Antenna | Town (existing) | 20' Platform | 140' | (1) 1/2" coax cable |
| (3) PD458-2 antennas | Town (existing) | 20' Platform | 140' | (1) 1 1/4" coax cable (2) 7/8" coax cables (1) 1/2" coax cable (dead end) |
| (6) EMS RR90-17-DP antennas (6) LGP TMAs | T-Mobile (existing) | (3) T-Frames | 124' | (12) 1 5/8" coax cables |
| (6) Powerwave 7770.00 antennas and (12) Powerwave LGP21401 TMA's | Cingular (proposed) | (3) T-Frames | 113' | (3) new 1 5/8" coax cables (9) 1 5/8" coax cables |
| (1) Cushcraft PC9013 antenna | (existing) | 18" Bar | 24' | (1) 1/2" coax cable |
| (2) Silent Witness V60BB6036 cameras | (existing) | 10" Bar | 17' | (2) 2/18 AWG cables |

This structural analysis of the communications tower was performed by URS Corporation (URS) for CH2Mhill/Cingular Wireless. The purpose of this analysis was to investigate the structural integrity of the existing tower with its existing and proposed antenna loads. This analysis was conducted to evaluate stress on the tower and the effect of forces to the foundation of the tower resulting from existing and proposed antenna arrangements.

3. ANALYSIS METHODOLOGY AND LOADING CONDITIONS

The structural analysis was done in accordance with the 2005 Connecticut State Building Code, TIA/EIA-222-F—Structural Standard for Steel Antenna Towers and Antenna Supporting Structures, and the American Institute of Steel Construction (AISC) Manual of Steel Construction—Allowable Stress Design (ASD).

The analysis was conducted using RISA Tower 4.5. Two load conditions were evaluated as shown below which were compared to allowable stresses according to AISC and TIA/EIA.

Load Condition 1 = 85 mph (fastest mile) Wind Load (without ice) + Tower Dead Load
Load Condition 2 = 74 mph (fastest mile) Wind Load (with ice) + Ice Load + Tower Dead Load

Please note that wind pressure is a function of velocity squared. Under Load Condition 2, a 25 percent reduction in wind pressure is allowed by code to account for the unlikelihood of the full wind pressure and ice load occurring at the same time. The same results may be achieved by utilizing a lower wind pressure without taking the 25 percent reduction, as shown above.

The TIA/EIA standard permits a one-third increase in allowable stresses for towers and monopoles less than 700 feet tall. For the purposes of this analysis, in computing the load capacity the allowable stresses of the tower members were increased by one-third.

4. FINDINGS AND EVALUATION

Stresses on the tower structure were evaluated to compare with allowable stresses in accordance with AISC. The calculated stresses under the proposed loading were within the allowable stresses. Detailed analysis and calculations for the proposed load condition are provided in section 6 of this report. The anchor bolts and foundation were also found to be within allowable limits.

5. CONCLUSIONS AND RECOMMENDATIONS

The results of the analysis indicate that the tower structure, anchor bolts and tower foundation are in compliance with the proposed loading conditions. **Therefore, the tower is considered structurally adequate with the wind load classification specified above and all the existing and proposed antenna loading.**

Limitations/Assumptions:

This report is based on the following:

1. Tower inventory as listed in this report.
2. Tower is properly installed and maintained.
3. All members are as specified in the original design documents and are in good condition.
4. All required members are in place.
5. All bolts are in place and are properly tightened.
6. Tower is in plumb condition.
7. All member protective coatings are in good condition.
8. All tower members were properly designed, detailed, fabricated, and installed and have been properly maintained since erection.
9. Foundations were properly constructed to support original design loads as specified in the original design documents.
10. All coaxial cable is installed as specified in Section 6 of this report.

URS is not responsible for any modifications completed prior to or hereafter in which URS is not or was not directly involved. Modifications include but are not limited to:

- A. Adding antennas
- B. Removing/replacing antennas
- C. Adding coaxial cables

URS hereby states that this document represents the entire report and that it assumes no liability for any factual changes that may occur after the date of this report. All representations, recommendations, and conclusions are based upon information contained and set forth herein. If you are aware of any information which conflicts with that which is contained herein, or you are aware of any defects arising from original design, material, fabrication, or erection deficiencies, you should disregard this report and immediately contact URS. URS disclaims all liability for any representation, recommendation, or conclusion not expressly stated herein.

Ongoing and Periodic Inspection and Maintenance:

After the Contractor has successfully completed the installation and the work has been accepted, the owner will be responsible for the ongoing and periodic inspection and maintenance of the tower.

The owner shall refer to TIA/EIA-222-F for recommendations for maintenance and inspection. The frequency of the inspection and maintenance intervals is to be determined by the owner based upon actual site and environmental conditions. It is recommended that a complete and thorough inspection of the entire tower structural system be performed at least yearly and more frequently as conditions warrant. According to TIA/EIA-222-F section 14.1, Note 1: It is recommended that the structure be inspected after severe wind and/or ice storms or other extreme loading conditions.

Kise Straw & Kolodner

Architects Planners Historians Archaeologists

James Bennett Straw, AIA

Harvey D. Kolodner, MBA

26 July 2006

Honorable Paul C. Beaulieu
First Selectman, Town of Cromwell
41 West Street
Cromwell, CT 06416

**RE: Notice of Exempt Modification – Existing Cingular
Telecommunications Tower Facility at 179 Shunpike Road,
Cromwell, Connecticut**

Dear Mr. Beaulieu:

New Cingular Wireless PCS, LLC (“Cingular”) proposes to remove and replace telecommunications antennas and associated equipment located on an existing tower at the above-referenced location. The facility is now controlled and operated by Cingular whose corporate office is located at 500 Enterprise Drive, Rocky Hill, CT 06067.

Proposed Modifications

Cingular proposes to add one (1) new equipment cabinet inside an existing shelter and remove the existing antennas and replace them with a total of six (6) new antennas, located at an existing centerline height of approximately 114’ above ground level. Cingular will keep the nine (9) existing 1 5/8” diameter coaxial cables add three (3) of the same dimension. It proposes to remove six (6) existing tower mounted amplifiers and add six (6) new units, located at the same height as the antennas.

In summary, the final antenna configuration at 179 Shunpike Road will include:

- 6 antennas,
- 12 coaxial cables, and
- 12 tower mounted amplifiers.

A structural evaluation has demonstrated that the tower will be structurally capable of supporting the proposed Cingular telecommunications equipment once the proposed modifications are complete.

James Nelson Kise, AIA/AICP/PP

James Bennett Straw, AIA

Harvey D. Kolodner, MBA

John R. Gibbons, AIA/AICP

Philip E. Scott, RA

Suzanna Barucco

LaVern Browne

Katherine E. Cowing, LEED

Johnette Davies

Petar D. Glumac, Ph.D.

Douglas S. Heckrotte, RA/LEED

Jody Holton, AICP

Marian Maxfield Hull, AICP/PP

Kise Straw & Kolodner Inc.
123 South Broad St.
Suite 1270
Philadelphia, PA 19109
(215) 790-1050 FAX (215) 790-0215
www.ksk1.com

Statutory Considerations

The proposed work will not affect the height of the existing structure, nor will it alter the existing property boundaries. Furthermore, the proposed work will not increase noise levels at the facility's site boundary by six (6) decibels or more. Operation of additional antennas will not increase the radio frequency electromagnetic radiation power density, measured at the tower base, to or above the standard adopted by the State of Connecticut and the Federal Communications Commission.

A Notice of Exempt Modification has been filed with the Connecticut Siting Council (CSC) as required by the Regulations of Connecticut State Agencies (RCSA), Section 16-50j-73. Please accept this letter as notification to the Town of Cromwell under Section 16-50j-73 that the proposed work constitutes an exempt modification pursuant to RCSA Section 16-50j-72(b)(2).

Should you have any questions or require additional information about the plans or the CSC's procedures, please do not hesitate to contact me (215.790.1050 ext. 138) or Mr. Derek Phelps, Executive Director, Connecticut Siting Council (860.827.2935).

Sincerely,



Elizabeth H. Lankenau, AICP
Planner