



October 4, 2022

**VIA ELECTRONIC MAIL**

Melanie A. Bachman, Executive Director  
Connecticut Siting Council  
10 Franklin Square  
New Britain, CT 06051

**RE: CSC Approval EM-CING-032-200318 CT1106 Coventry**

Generator Installation 400 Riley Mountain Road, Coventry, Connecticut

Dear Ms. Bachman,

The purpose of this letter is to notify the Siting Council that construction activity associated with the above-referenced decisions has been completed.

If you have any questions or need any additional information regarding this facility, please do not hesitate to contact me.

Sincerely,


Catherine Conklin  
Site Acquisition Specialist  
General Dynamics Wireless Services  
2586 Industry Lane, Ste. 100  
Norristown, Pa 19403  
(202)568-0437 phone  
[catherine.conklin@gdit.com](mailto:catherine.conklin@gdit.com)

**GENERAL DYNAMICS**  
Information Technology

## Generator Contractor Notice of Completion

I, Susan Snyder, confirm that the awarded scope of work at site 10035434\_COVENTRY is complete, and all work meets industry standards and jurisdictional code requirements. All required inspections were completed, and all permits are closed. Please find the required notice of completion form with photos, etc. attached for your review and acceptance.

GC Signature

A handwritten signature in black ink, appearing to read "Susan Snyder", is written over a horizontal line.

Site Xitor ID 1001210905

Project Xitor ID 10016863411



Workflow ID \_\_\_\_\_

## Generator Contractor Notice of Completion

General Site Information	
FA Number	10035434
Address Line 1	400 Riley Mountain Rd
Address Line 2	
City, State, Zip	Coventry, CT 06238












Contractor Information	
Contractor Name	Superior Wireless Services, LLC
PM or POC	Susan Snyder
Phone Number	413-281-3303
Email Address	SSNYDER@SUPERIORWIRELESSSERVICES.COM










Final Accounting	
Base PO Amount	
Approved Work Authorizations	
Total Due at Final Acceptance	
Release of Liens	





Documentation	
Daily CHA Forms (zipped)	
Permits Closed Out	
Fuel Receipt (if applicable)	
Redline CDs	
Pre-Start Checklist	




## Notice of Completion - Photos

General Site Information		
Item #	Description	Photo
<b>C1-GD</b>	ATS installed and Grounded as per CD's	
<b>C2-GD</b>	All foundations are oriented as per CD's	
<b>C3-GD</b>	All foundations set, Square, Level & Correct Size as per CD's	
<b>C4-GD</b>	All Conduits installed as per CD's	
<b>C5-GD</b>	Automatic Transfer Switch (ATS) Installed (if applicable) / Cam-Lock	
<b>C6-GD</b>	All wiring from the generator to the ATS correct gauge	
<b>C7-GD</b>	Generator Control & Alarm Wires Installed and Labeled w/66 block	
<b>C8-GD</b>	Generator frame attached to ground system with 2 hole lug	
<b>C9-GD</b>	Housekeeping: All trash removed	
<b>C10-GD</b>	Remove construction materials and clean site	
<b>C11-GD</b>	Generator undamaged & clean	
<b>C12-GD</b>	Fuel Tank Installed level and as per CD's	

Item #	Description	Photo
<b>C13-GD</b>	Initial Fueling Complete, filled to 80%	
<b>C14-GD</b>	Individual alarms labeled and run to the 66 alarm block in shelter	
<b>C15-AT&amp;T</b>	All documentation left on site including manual and keys	
<b>C17-AT&amp;T</b>	Install information added to log book in site	
<b>C18-AT&amp;T</b>	Generator Commissioning Complete	
<b>C22-AT&amp;T</b>	Signage installed on generator	
<b>C23-AT&amp;T</b>	Padlocks installed on ATS and fuel door	
<b>A1</b>	Pre-Construction Photos-General site area	
<b>A2</b>	Foundation rebar photos, measure rebar size and spacing	
<b>A3</b>	Generator Anchor Bolts to Slab, 2 each side	
<b>A4</b>	Trench depth photos	
<b>A5</b>	Conduit installation depth	
<b>A6</b>	CAD Weld from generator ground to existing ground ring	

Item #	Description	Photo
<b>A7</b>	Post Construction Photos	
<b>B5</b>	ATS Serial #	
<b>B6</b>	Engine serial #	
<b>B7</b>	Labeling of circuit breakers and panel schedule	
<b>B8</b>	Site signage for compliance	
<b>B9</b>	Daily Logs-Site Log Book Photo Required	



STATE OF CONNECTICUT  
*CONNECTICUT SITING COUNCIL*

Ten Franklin Square, New Britain, CT 06051  
Phone: (860) 827-2935 Fax: (860) 827-2950  
E-Mail: [siting.council@ct.gov](mailto:siting.council@ct.gov)  
Web Site: [www.ct.gov/csc](http://www.ct.gov/csc)

**VIA ELECTRONIC MAIL**

April 6, 2020

Lucia Chiocchio, Esq.  
Cuddy & Feder LLP  
445 Hamilton Avenue, 14th Floor  
White Plains, NY 10601

RE: **EM-CING-032-200318** – New Cingular Wireless PCS, LLC (AT&T) notice of intent to modify an existing telecommunications facility located at 400 Riley Mountain Road, Coventry, Connecticut.

Dear Attorney Chiocchio:

The Connecticut Siting Council (Council) hereby acknowledges your notice to modify this existing telecommunications facility, pursuant to Section 16-50j-73 of the Regulations of Connecticut State Agencies with the following conditions:

1. Any deviation from the proposed modification as specified in this notice and supporting materials with the Council shall render this acknowledgement invalid;
2. Any material changes to this modification as proposed shall require the filing of a new notice with the Council;
3. Within 45 days after completion of construction, the Council shall be notified in writing that construction has been completed;
4. The validity of this action shall expire one year from the date of this letter; and
5. The applicant may file a request for an extension of time beyond the one year deadline provided that such request is submitted to the Council not less than 60 days prior to the expiration.

The proposed modifications including the placement of all necessary equipment and shelters within the tower compound are to be implemented as specified here and in your notice dated March 17, 2020, and additional information received March 24, 2020. The modifications are in compliance with the exception criteria in Section 16-50j-72 (b) of the Regulations of Connecticut State Agencies as changes to an existing facility site that would not increase tower height, extend the boundaries of the tower site by any dimension, increase noise levels at the tower site boundary by six decibels or more, and increase the total radio frequencies electromagnetic radiation power density measured at the tower site boundary to or above the standards adopted by the Federal Communications Commission pursuant to Section 704 of the Telecommunications Act of 1996 and by the state Department of Energy and Environmental Protection pursuant to Connecticut General Statutes § 22a-162. This facility has also been carefully modeled to ensure that radio frequency emissions are conservatively below state and federal standards applicable to the frequencies now used on this tower.

This decision is under the exclusive jurisdiction of the Council. Please be advised that the validity of this action shall expire one year from the date of this letter. Any additional change to this facility will require explicit notice to this agency pursuant to Regulations of Connecticut State Agencies Section 16-50j-73. Such notice shall include all relevant information regarding the proposed change with cumulative worst-case modeling of radio frequency exposure at the closest point of uncontrolled access to the tower base, consistent with Federal Communications Commission, Office of Engineering and Technology, Bulletin 65. Thank you for your attention and cooperation.

Sincerely,

*s/ Melanie A. Bachman*

Melanie A. Bachman  
Executive Director

MAB/IN/emr

c: The Honorable Julie A. Blanchard, Chairwoman, Town of Coventry  
John A. Elsesser, Town Manager, Town of Coventry  
Eric M. Trott, Director of Planning & Development, Town of Coventry  
Crown Castle, Tower Owner  
James and Concetta Wallbeoff, Property Owners