August 12, 2022

Melanie A. Bachman, Executive Director
Connecticut Siting Council
Ten Franklin Square
New Britain, CT 06051

RE: Exempt Modification Application
382 Colebrook River Road, Colebrook, CT 06098
Latitude: 41.991833
Longitude: -73.040027
Site # : CT13613-A_CTNH549B_SBA/T-Mobile_Anchor

Dear Ms. Bachman:

T-Mobile is requesting to file an exempt modification for an existing tower located at 382 Colebrook River Road, Colebrook, CT 06098. T-Mobile currently maintains twelve (12) antennas at the 117-foot level of the existing 150-foot monopole tower. The property is owned by 382 Colebrook LLC, and the tower is owned by SBA. T-Mobile now intends to replace (8) antennas and (4) remote radio units and add (3) fiber. Groundwork will include the addition of (2) cabinets and power panel. The replacement equipment will be installed at the 117-foot level of the tower. This modification includes B2, B5 hardware that is both 4G (LTE), and 5G capable.

T-Mobile Planned Modifications:

Remove and Replace:

(4) Ericsson AirKRD901146-1_B66A_B24 antennas **(Remove) -** (4) CommScope VV-65B-R1 antennas **(Replace)**
(4) RFS APXV18-206517S-A20 antennas **(Remove) -** (4) Ericsson AIR6419 B41 antennas **(Replace)**
(4) Ericsson RRU 2217 B2 Remote Radio Units **(Remove) – (**4) Ericsson 4460 B25 + B66 Remote Radio Units **(Replace)**

Remove:
None

Install New:
(3) 1.9” fiber
(1) 6160 Cabinet
(1) B160 Cabinet
(1) Slackbox, (1) 200A PPC, (1) 100A-2P Breaker, (1) 125A-2P Breaker, (1) 25A-1P Breaker

Existing to Remain:
(4) RFS APXVAALL24_43-U_A20 Antennas
(4) ERICSSON RU 4480 B71 + B85
(4) Hybrid Line – 1-5/8”
(1) GPS/ 1/2" Coax for GPS
(1) Ericsson 6102 cabinet
(1) Propane generator

The facility was approved by the Connecticut Siting Council, Docket No. 296 on February 2, 2005. (Please see attached)

Please accept this letter as notification pursuant to Regulations of Connecticut State Agencies§ 16- SOj-73, for construction that constitutes an exempt modification pursuant to R.C.S.A. § 16-50j-72(b)(2). In accordance with R.C.SA. § 16-SOj-73, a copy of this letter is being sent to Christopher Johnstone, First Selectman and Marc Melanson, Building Official for the Town of Colebrook, (Separate notice is not being sent to tower owner, as it belongs to SBA.)

The planned modifications to the facility fall squarely within those activities explicitly provided for in R.C.S.A. §16.50j-72(b)(2).

1. The proposed modifications will not result in an increase in the height of the existing structure.
2. The proposed modification will not require the extension of the site boundary.
3. The proposed modifications will not increase noise levels at the facility by six decibels or more, or to levels that exceed state and local criteria.
4. The operation of the replacement antennas will not increase radio frequency emissions at the facility to a level at or above the Federal Communications Commission safety standard.
5. The proposed modification will not cause a change or alteration in the physical or environmental characteristics of the site.
6. The existing structure and its foundation can support the proposed loading.

For the foregoing reasons, T-Mobile respectfully submits that the proposed modifications to the above-referenced telecommunication facility constitute an exempt modification under R.C.S.A. § 16-50j-72(b)(2).
Sincerely,

Michael Austin
Site Development Specialist II
SBA COMMUNICATIONS CORPORATION
134 Flanders Rd., Suite 125
Westborough, MA 01581
443-367-8100 + C
Maustin@sbasite.com

Attachments

Cc: Christopher Johnstone, First Selectman
Town of Colebrook
562 Colebrook Road
PO Box 5
Colebrook, CT 06021

Marc Melanson, Building Official
Town of Colebrook
562 Colebrook Road
PO Box 5
Colebrook, CT 06021

382 Colebrook LLC - Property Owners
202 Hang Dog Lane
Wethersfield, CT 06109

Exhibit List

Exhibit 1	Check Copy
Exhibit 2	Notification Receipts
Exhibit 3	Property Card
Exhibit 4	Property Map
Exhibit 5	Original Zoning Approval
Exhibit 6	Construction Drawings
Exhibit 7	Structural Analysis
Exhibit 8	Mount Analysis
Exhibit 9	EME Report

Exhibit 1

Check Copy

Exhibit 2

Notification Receipts

ORIGIN ID:BBFA (443) 367-8100
MICHAEL AUSTIN
134 FLANDERS RD SUITE 125
WESTBOROUGH, MA 01581
UNITED STATES US

SHIP DATE: 26AUG22
ACTWGT: 1.00 LB
CAD: 25538254 2/INET4530

BILL SENDER

TO **MARC MELANSON, BUILDING OFFICIAL**
TOWN OF COLEBROOK
562 COLEBROOK ROAD
PO BOX 5
COLEBROOK CT 06021
(603) 237-5200 REF: 10-56-92009-6069
INV:
PO: DEPT:

FedEx Express

J223022081201uv

581J2/F39D/FE2D

TUE - 30 AUG 4:30P
**** 2DAY ****

TRK# 0201 **7777 7161 8169**

SE HFDA

06021
BDL
CT-US

After printing this label:
1. Use the 'Print' button on this page to print your label to your laser or inkjet printer.
2. Fold the printed page along the horizontal line.
3. Place label in shipping pouch and affix it to your shipment so that the barcode portion of the label can be read and scanned.

Warning: Use only the printed original label for shipping. Using a photocopy of this label for shipping purposes is fraudulent and could result in additional billing charges, along with the cancellation of your FedEx account number.
Use of this system constitutes your agreement to the service conditions in the current FedEx Service Guide, available on fedex.com.FedEx will not be responsible for any claim in excess of $100 per package, whether the result of loss, damage, delay, non-delivery,misdelivery,or misinformation, unless you declare a higher value, pay an additional charge, document your actual loss and file a timely claim.Limitations found in the current FedEx Service Guide apply. Your right to recover from FedEx for any loss, including intrinsic value of the package, loss of sales, income interest, profit, attorney's fees, costs, and other forms of damage whether direct, incidental,consequential, or special is limited to the greater of $100 or the authorized declared value. Recovery cannot exceed actual documented loss.Maximum for items of extraordinary value is $1,000, e.g. jewelry, precious metals, negotiable instruments and other items listed in our ServiceGuide. Written claims must be filed within strict time limits, see current FedEx Service Guide.

ORIGIN ID:BBFA (443) 367-8100
MICHAEL AUSTIN
134 FLANDERS RD SUITE 125
WESTBOROUGH, MA 01581
UNITED STATES US

SHIP DATE: 26AUG22
ACTWGT: 1.00 LB
CAD: 25538254 2/INET4530

BILL SENDER

TO **CHRISTOPHER JOHNSTONE, FIRST SELECT**
TOWN OF COLEBROOK
562 COLEBROOK ROAD
PO BOX 5
COLEBROOK CT 06021
(603) 237-5200 REF: 10-56-92009-6089
INV:
PO: DEPT:

581J2/F39D/FE2D

J223022081201uv

FedEx Express

TUE - 30 AUG 4:30P
**** 2DAY ****

TRK# 0201 **7777 7160 4909**

SE HFDA

06021
BDL
CT-US

After printing this label:
1. Use the 'Print' button on this page to print your label to your laser or inkjet printer.
2. Fold the printed page along the horizontal line.
3. Place label in shipping pouch and affix it to your shipment so that the barcode portion of the label can be read and scanned.

Warning: Use only the printed original label for shipping. Using a photocopy of this label for shipping purposes is fraudulent and could result in additional billing charges, along with the cancellation of your FedEx account number.
Use of this system constitutes your agreement to the service conditions in the current FedEx Service Guide, available on fedex.com.FedEx will not be responsible for any claim in excess of $100 per package, whether the result of loss, damage, delay, non-delivery,misdelivery,or misinformation, unless you declare a higher value, pay an additional charge, document your actual loss and file a timely claim.Limitations found in the current FedEx Service Guide apply. Your right to recover from FedEx for any loss, including intrinsic value of the package, loss of sales, income interest, profit, attorney's fees, costs, and other forms of damage whether direct, incidental,consequential, or special is limited to the greater of $100 or the authorized declared value. Recovery cannot exceed actual documented loss.Maximum for items of extraordinary value is $1,000, e.g. jewelry, precious metals, negotiable instruments and other items listed in our ServiceGuide. Written claims must be filed within strict time limits, see current FedEx Service Guide.

ORIGIN ID:BBFA (443) 367-8100
MICHAEL AUSTIN
134 FLANDERS RD SUITE 125
WESTBOROUGH, MA 01581
UNITED STATES US

SHIP DATE: 26AUG22
ACTWGT: 1.00 LB
CAD: 25382542/INET4530

BILL SENDER

TO **382 COLEBROOK LLC - PROPERTY OWNERS**
202 HANG DOG LANE
WETHERSFIELD CT 06109
(860) 571-8100
INV:
PO:
REF: 10-56-92009-6069
DEPT:

FedEx Express

J223022081201uv

581J2/F39D/FE2D

TUE - 30 AUG 4:30P
**** 2DAY ****

TRK# 0201 **7777 7166 2636**

SE BDLA

06109
BDL
CT-US

After printing this label:
1. Use the 'Print' button on this page to print your label to your laser or inkjet printer.
2. Fold the printed page along the horizontal line.
3. Place label in shipping pouch and affix it to your shipment so that the barcode portion of the label can be read and scanned.

Warning: Use only the printed original label for shipping. Using a photocopy of this label for shipping purposes is fraudulent and could result in additional billing charges, along with the cancellation of your FedEx account number.
Use of this system constitutes your agreement to the service conditions in the current FedEx Service Guide, available on fedex.com.FedEx will not be responsible for any claim in excess of $100 per package, whether the result of loss, damage, delay, non-delivery,misdelivery,or misinformation, unless you declare a higher value, pay an additional charge, document your actual loss and file a timely claim.Limitations found in the current FedEx Service Guide apply. Your right to recover from FedEx for any loss, including intrinsic value of the package, loss of sales, income interest, profit, attorney's fees, costs, and other forms of damage whether direct, incidental,consequential, or special is limited to the greater of $100 or the authorized declared value. Recovery cannot exceed actual documented loss.Maximum for items of extraordinary value is $1,000, e.g. jewelry, precious metals, negotiable instruments and other items listed in our ServiceGuide. Written claims must be filed within strict time limits, see current FedEx Service Guide.

Exhibit 3

Property Card

qPublic.net™ Town of Colebrook, CT

Summary

Account Number	100423
Parcel ID	698
Property Address	382 COLEBROOK RIVER ROAD
Use Class/Description	1-3 1 Family
Map/Lot/Lot Cut	23/13
Zoning	GB
Acres	18.9

View Map

Owner

382 COLEBROOK LLC
202 HANG DOG LANE
WETHERSFIELD, CT 06109

Valuation

Assessed Year	2021	2020
Appraised Building Value	$188,000.00	$188,000.00
Appraised XF/OB Value	$0.00	$0.00
Appraised Land Value	$168,600.00	$168,600.00
Appraised Total Value	**$356,600.00**	**$356,600.00**
Assessed Building Value	$131,600.00	$131,600.00
Assessed XF/OB Value	$0.00	$0.00
Assessed Land Value	$118,100.00	$118,100.00
Assessed Total Value	**$249,700.00**	**$249,700.00**

Land

Building Number	1	**Land Units**	1 AC
Land Use	2-2 - Comm Bldg.	**Value**	85,500

Building Number	1	**Land Units**	1 AC
Land Use	1-3 - 1 Family	**Value**	45,100

Building Number	1	**Land Units**	16.9 AC
Land Use	1-2 - Acreage	**Value**	38,000

Building Information

Building #	1	**Notes**	2008 TOWER/OUTB UNDER GROUND LEASE SBA TOWERS II LLC 2015 CORR TOWER/OUTB TO REAL ESTATE 2020 MOVED TOWER AND CELL SHEDS TO PID 100625 FOR 2020 PER JOHN OLIVERI OF 382 COLEBROOK LLC HOUSE VACANT APPX 7 YEARS. BUSTED PIPES AND MOLD. = FUNC
Style	Ranch		
Occupancy			
Actual Year Built	1975		
Effective Year Built	1984		
Living Area	2,565		
Stories	1		
Grade	04 Average +10		
Condition		**Fireplaces**	
Exterior Wall	Clapboard	**Roof Cover**	Standing Seam
Interior Wall	Drywall/Sheet	**Roof Structure**	Gable/Hip
		Floor Type	Concr-Finished
		Heat Type	Forced Air-Duc
		Fuel Type	Oil
		AC	None
		Bdrms/Full Bth/Hlf Bth/Ttl Rm	02/1/0/5
		Basement Finished Area	
		Basement Sq. Ft.	

Code	Description	Living Area	Gross Area	Effective Area
BAS	First Floor	2,565	2,565	2,565

FGR	Garage	0	1,692	592
UHS	Unfinished Half Story	0	1,692	508
UST	Unfinished Storage	0	1,092	328
WDK	Wood Deck	0	400	40
	Totals	**2,565**	**7,441**	**4,033**

Sales History

Sales Date	Instrument Type	Grantor	Grantee	Book/Page
11/16/2015	Intercorporation	OLIVERI JOHN	382 COLEBROOK LLC	0087-0269
11/16/2015	Sale of foreclosed property	US BANK TRUST NA TRUSTEE FOR	OLIVERI JOHN	0087-0266
10/26/2015	Sale of foreclosed property	US BANK TRUST NA TRUSTEE	US BANK TRUST NA TRUSTEE FOR LSF9 MASTER PART TRUST	0087-0205
9/30/2015	Sale of foreclosed property	JOHNSON LEONARD D ESTATE OF &	US BANK TRUST NA TRUSTEE C/O CALIBER HOME LOANS INC	0087-0161
4/18/2013	Partial Interest	JOHNSON LEONARD D & SANDRA A	JOHNSON LEONARD D ESTATE OF & JOHNSON SANDRA A	0084-0667
2/9/2012	Transfer of Convenience	JOHNSON LEONARD D & SANDRA A	JOHNSON LEONARD D & SANDRA A	0083-0143
12/30/2003		JOHNSON LEONARD D	JOHNSON LEONARD D & SANDRA A	0070-0668
1/16/1989			JOHNSON LEONARD D	0050-0387

Recent Sales In Area

Sale date range:

From:

07/20/2012

To:

07/20/2022

Sales by Neighborhood

1500

Feet

Sales by Distance

Permits

Permit ID	Issue Date	Type	Description	Amount	Inspection Date	% Complete	Date Complete	Comments
18-202	10-29-2018	CM	Commercial	$65,000		100		TWELVE NEW ANTENNAE
12-147	12-13-2012	CM	Commercial	$25,000		100		3 NEW ANTENNAS
06-134	12-18-2006		Verizon 12x30 equip	$100,000		100		
06/19	03-27-2006		INST ANTENNA ON EXIS	$50,000	10/1/2006 12:00:00 AM	100		N/C PP
05/88	08-22-2005		BLDG FOR CELL TOWER	$40,000	12/28/2005 12:00:00 AM	100		
05-69	07-18-2005		CELL TOWER	$190,000		100		
03-117	11-26-2003		metal roof over ex r	$20,000	9/25/2004 12:00:00 AM	100	10-01-2004	

Photos

Sketches

Exhibit 4

Property Map

qPublic.net™ Town of Colebrook, CT

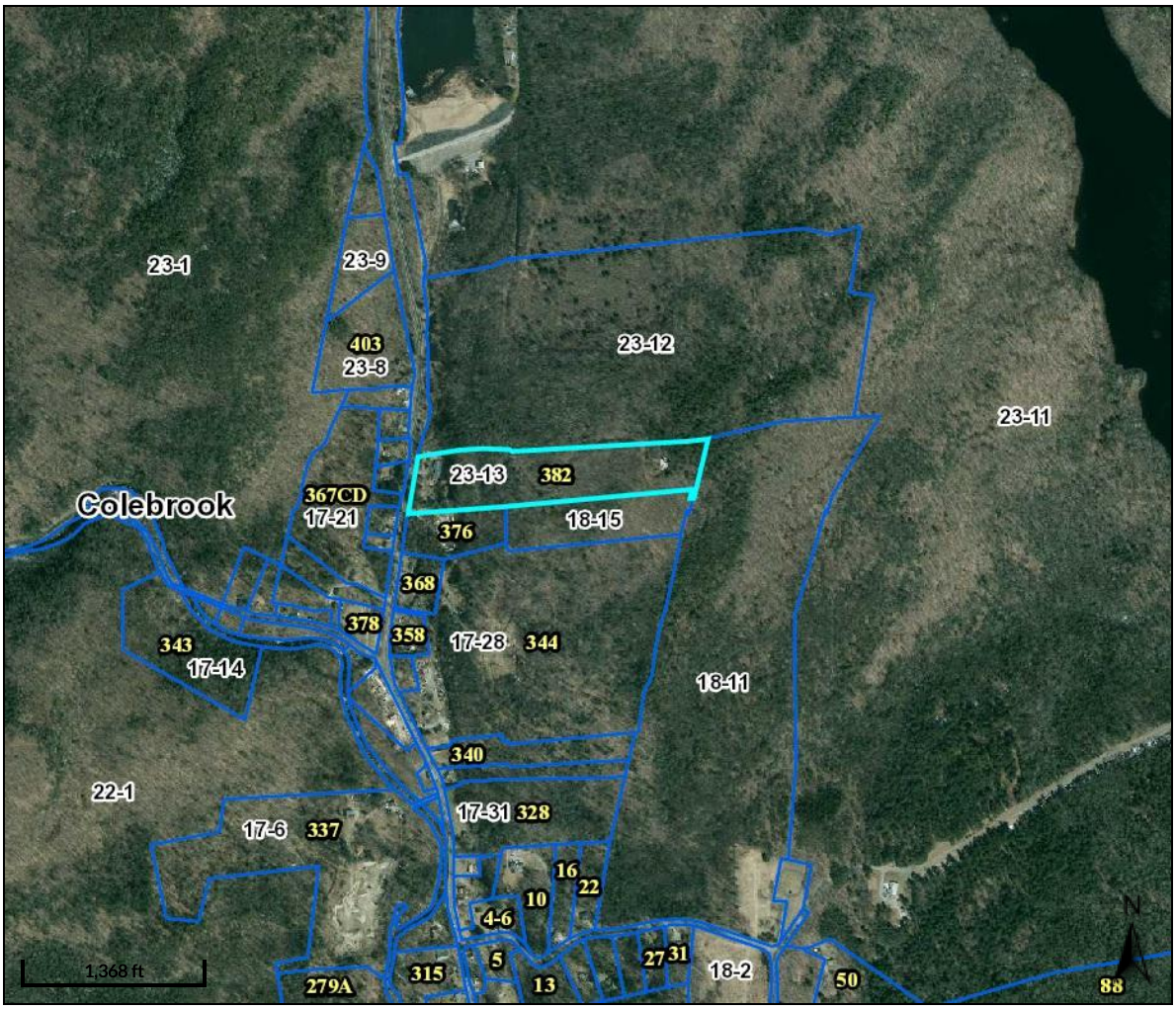

Overview

Legend

- Parcels
- Map-Block-Lot
- Address Numbers

Parcel ID	698	**Alternate ID**	100423	**Owner Address**	382 COLEBROOK LLC
Sec/Twp/Rng	23-13-	**Class**	R		202 HANG DOG LANE
Property Address	382 COLEBROOK RIVER ROAD	**Acreage**	18.9		WETHERSFIELD CT 06109
District	0001A				
Brief Tax Description	n/a				
	(Note: Not to be used on legal documents)				

Date created: 7/20/2022
Last Data Uploaded: 7/19/2022 10:46:06 PM

Developed by Schneider GEOSPATIAL

Exhibit 5

Original Zoning Approval

DOCKET NO. 296 – Tower Ventures II, LLC application for a Certificate of Environmental Compatibility and Public Need for the construction, maintenance and operation of a wireless telecommunications facility at one of two sites located at 382 Colebrook River Road, Colebrook, Connecticut.	} } }	Connecticut Siting Council

February 2, 2005

Decision and Order

Pursuant to the foregoing Findings of Fact and Opinion, the Connecticut Siting Council (Council) finds that the effects associated with the construction, operation, and maintenance of a telecommunications facility including effects on the natural environment; ecological integrity and balance; public health and safety; scenic, historic, and recreational values; forests and parks; air and water purity; and fish and wildlife are not disproportionate either alone or cumulatively with other effects when compared to need, are not in conflict with the policies of the State concerning such effects, and are not sufficient reason to deny the application and therefore directs that a Certificate of Environmental Compatibility and Pubic Need, as provided by General Statutes § 16-50k, be issued to Tower Ventures II, LLC for the construction, maintenance and operation of a wireless telecommunications facility at the site identified as A-1 at 382 Colebrook River Road in Colebrook, Connecticut. The Council denies certification of the site identified as A-2 at 382 Colebrook River Road.

The facility shall be constructed, operated, and maintained substantially as specified in the Council's record in this matter, and subject to the following conditions:

1. The tower shall be designed as a monopole and shall be constructed no taller than 150 feet above ground level to provide telecommunications services to both public and private entities.

2. The location of the tower shall be moved to the north to maintain a minimum distance of 150 feet to property line of the adjacent property to the south.

3. The Certificate Holder shall prepare a Development and Management (D&M) Plan for this site in compliance with Sections 16-50j-75 through 16-50j-77 of the Regulations of Connecticut State Agencies. The D&M Plan shall be served on all parties and intervenors, as listed in the service list, and submitted to and approved by the Council prior to the commencement of facility construction and shall include:

    a) a final site plan(s) of site development to include specifications for the tower, tower foundation, antennas mountings, equipment building, access road, utility line, and landscaping; and

    b) construction plans for site clearing, water drainage, and erosion and sedimentation control consistent with the 2002 Connecticut Guidelines for Soil Erosion and Sediment Control, as amended.

4. The Certificate Holder shall, prior to the commencement of operation, provide the Council worst-case modeling of electromagnetic radio frequency power density of all proposed entities' antennas at the closest point of uncontrolled access to the tower base, consistent with Federal Communications Commission, Office of Engineering and Technology, Bulletin No. 65, August 1997. The Certificate Holder shall ensure a recalculated report of electromagnetic radio frequency power density is submitted to the Council in the event other carriers locate at this facility or if circumstances in operation cause a change in power density above the levels calculated and provided pursuant to this Decision and Order.

5. Upon the establishment of any new State or federal radio frequency standards applicable to frequencies of this facility, the facility granted herein shall be brought into compliance with such standards.

6. The Certificate Holder shall permit public or private entities to share space on the proposed tower for fair consideration, or shall provide any requesting entity with specific legal, technical, environmental, or economic reasons precluding such tower sharing.

7. The Certificate Holder shall provide reasonable space on the tower for no compensation for any municipal antennas, provided such antennas are compatible with the structural integrity of the tower.

8. If the facility does not initially provide wireless services within one year of completion of construction or ceases to provide wireless services for a period of one year, this Decision and Order shall be void, and the Certificate Holder shall dismantle the tower and remove all associated equipment or reapply for any continued or new use to the Council before any such use is made.

9. Any antenna that becomes obsolete and ceases to function shall be removed within 60 days after such antennas become obsolete and cease to function.

10. Unless otherwise approved by the Council, this Decision and Order shall be void if the facility authorized herein is not operational within one year of the effective date of this Decision and Order or within one year after all appeals to this Decision and Order have been resolved. Any request for extensions of the period shall be filed with the Council not later than sixty days prior to expiration date of the Certificate and shall be served on all parties and intervenors, as listed in the service list. Any proposed modifications to this Decision and Order shall likewise be so served.

11. In accordance with Section 16-50j-77 of the Regulations of Connecticut State Agencies, the Certificate Holder shall provide the Council with written notice two weeks prior to the commencement of construction activities. In addition, the Certificate Holder shall provide the Council with written notice of the completion of site construction and the commencement of site operation.

Pursuant to General Statutes § 16-50p, we hereby direct that a copy of the Findings of Fact, Opinion, and Decision and Order be served on each person listed below, and notice of issuance shall be published in the Waterbury Republican-American and the Winsted Journal.

By this Decision and Order, the Council disposes of the legal rights, duties, and privileges of each party named or admitted to the proceeding in accordance with Section 16-50j-17 of the Regulations of Connecticut State Agencies.

The parties and intervenors to this proceeding are:

Applicant	**Its Representative**
Tower Ventures II, LLC	Benjamin S. Proto, Jr., Esq. 2090 Cutspring Road Stratford, CT 06614 (203) 378-9595 Kenneth I. Spigle, Esq. Tower Ventures II, LLC 170 Westminster Street, Suite 701 Providence, RI 02903
Intervenor	**Its Representative**
Nextel Communications, Inc.	Thomas F. Flynn III Nextel Zoning Manager 100 Corporate Place Rocky Hill, CT 06067 860-513-5458 860-513-5444 – fax
Intervenor	**Its Representative**
Colebrook Planning and Zoning Commission	Betsy Little, Chairperson P.O. Box 5 Colebrook, CT 06021 860-379-3359 860-379-7215 – fax

Exhibit 6

Construction Drawings

SPECIAL CONSTRUCTION NOTE (SBA-PROVIDED ANTENNA MOUNT STRUCTURAL MOD SPECIAL EQUIPMENT INSTALLATION REQUIREMENTS):
GENERAL CONTRACTOR SHALL FURNISH AND INSTALL ALL ANTENNA MOUNT STRUCTURAL AUGMENTS (STRUCTURAL MODIFICATIONS) AT THE T-MOBILE RAD/VERTICAL EQUIPMENT SPACE PER RECOMMENDATIONS FROM SBA-PROVIDED ANTENNA MOUNT STRUCTURAL ANALYSIS AND ANY SUPPLEMENTAL CONSTRUCTION DRAWINGS (PROVIDED BY OTHERS).

SBA APPROVED

By Stephen Roth at 2:39:12 AM, 8/15/2022

CTNH549B

382 COLEBROOK RIVER ROAD
WINSTED, CT 06098
LITCHFIELD COUNTY

SITE NO.: CTNH549B

SITE TYPE: 150'± MONOPOLE

RF DESIGN GUIDELINE: 4SEC-67E5D998E MUAC

APPROVALS

PROJECT MANAGER:	DATE:	ZONING/SITE ACQ.:	DATE:
CONSTRUCTION:	DATE:	OPERATIONS:	DATE:
RF ENGINEERING:	DATE:	TOWER OWNER:	DATE:

T-MOBILE TECHNICIAN SITE SAFETY NOTES

LOCATION	SPECIAL RESTRICTIONS
SECTOR A:	ACCESS BY CERTIFIED CLIMBER
SECTOR B:	ACCESS BY CERTIFIED CLIMBER
SECTOR C:	ACCESS BY CERTIFIED CLIMBER
SECTOR D:	ACCESS BY CERTIFIED CLIMBER
GPS/LMU:	UNRESTRICTED
RADIO CABINETS:	UNRESTRICTED
PPC DISCONNECT:	UNRESTRICTED
MAIN CIRCUIT D/C:	UNRESTRICTED
NIU/T DEMARC:	UNRESTRICTED
OTHER/SPECIAL:	NONE

SCOPE OF WORK

REMOVE:
- 12 ANTENNAS
- 8 RADIOS

INSTALL:
- 12 ANTENNAS
- 8 RADIOS
- 1 B160 BATTERY CABINET
- 1 6160 EQUIPMENT CABINET
- RAN EQUIPMENT (REFER TO SHEET RF-1)
- 1 SLACKBOX
- 3 HYBRID CABLES
- 1 125A-2P BREAKER
- 1 25A-1P BREAKER

SITE NOTES

1. THIS IS AN UNMANNED AND RESTRICTED ACCESS TELECOMMUNICATION FACILITY, AND IS NOT FOR HUMAN HABITATION. IT WILL BE USED FOR THE TRANSMISSION OF RADIO SIGNAL FOR THE PURPOSE OF PROVIDING PUBLIC CELLULAR SERVICE.
   - ADA COMPLIANCE NOT REQUIRED.
   - POTABLE WATER OR SANITARY SERVICE IS NOT REQUIRED.
   - NO OUTDOOR STORAGE OR ANY SOLID WASTE RECEPTACLES REQUIRED.
2. CONTRACTOR SHALL VERIFY ALL PLANS, EXISTING DIMENSIONS, AND CONDITIONS ON JOB SITE. CONTRACTOR SHALL IMMEDIATELY NOTIFY THE ARCHITECT/ENGINEER IN WRITING OF ANY DISCREPANCIES BEFORE PROCEEDING WITH THE WORK. FAILURE TO NOTIFY THE ARCHITECT/ENGINEER PLACE THE RESPONSIBILITY ON THE CONTRACTOR TO CORRECT THE DISCREPANCIES AT THE CONTRACTOR'S EXPENSE.
3. NEW CONSTRUCTION WILL CONFORM TO ALL APPLICABLE CODES AND ORDINANCES.
   - BUILDING CODE: 2018 CONNECTICUT STATE BUILDING CODE
   - ELECTRICAL CODE: 2017 NATIONAL ELECTRICAL CODE
   - STRUCTURAL CODE: TIA/EIA-222-G STRUCTURAL STANDARDS FOR ANTENNA SUPPORTING STRUCTURES AND ANTENNAS.

GENERAL NOTES

1. THE CONTRACTOR SHALL GIVE ALL NOTICES AND COMPLY WITH ALL LAWS, ORDINANCES, RULES, REGULATIONS AND LAWFUL ORDERS OF ANY PUBLIC AUTHORITY, MUNICIPAL AND UTILITY COMPANY SPECIFICATIONS, AND LOCAL AND STATE JURISDICTIONAL CODES BEARING ON THE PERFORMANCE OF THE WORK. THE WORK PERFORMED ON THE PROJECT AND THE MATERIALS INSTALLED SHALL BE IN STRICT ACCORDANCE WITH ALL APPLICABLE CODES, REGULATIONS, AND ORDINANCES.
2. THE ARCHITECT/ENGINEER HAVE MADE EVERY EFFORT TO SET FORTH IN THE CONSTRUCTION AND CONTRACT DOCUMENTS THE COMPLETE SCOPE OF WORK. THE CONTRACTOR BIDDING THE JOB IS NEVERTHELESS CAUTIONED THAT MINOR OMISSIONS OR ERRORS IN THE DRAWINGS AND OR SPECIFICATIONS SHALL NOT EXCUSE SAID CONTRACTOR FROM COMPLETING THE PROJECT AND IMPROVEMENTS IN ACCORDANCE WITH THE INTENT OF THESE DOCUMENTS.
3. THE CONTRACTOR OR BIDDER SHALL BEAR THE RESPONSIBILITY OF NOTIFYING (IN WRITING) THE OMNIPOINT REPRESENTATIVE OF ANY CONFLICTS, ERRORS, OR OMISSIONS PRIOR TO THE SUBMISSION OF CONTRACTOR'S PROPOSAL OR PERFORMANCE OF WORK. IN THE EVENT OF DISCREPANCIES THE CONTRACTOR SHALL PRICE THE MORE COSTLY OR EXTENSIVE WORK, UNLESS DIRECTED IN WRITING OTHERWISE.
4. THE SCOPE OF WORK SHALL INCLUDE FURNISHING ALL MATERIALS, EQUIPMENT, LABOR AND ALL OTHER MATERIALS AND LABOR DEEMED NECESSARY TO COMPLETE THE WORK/PROJECT AS DESCRIBED HEREIN.
5. THE CONTRACTOR SHALL VISIT THE JOB SITE PRIOR TO THE SUBMISSION OF BIDS OR PERFORMING WORK TO FAMILIARIZE HIMSELF WITH THE FIELD CONDITIONS AND TO VERIFY THAT THE PROJECT CAN BE CONSTRUCTED IN ACCORDANCE WITH THE CONTRACT DOCUMENTS.
6. THE CONTRACTOR SHALL OBTAIN AUTHORIZATION TO PROCEED WITH CONSTRUCTION PRIOR TO STARTING WORK ON ANY ITEM NOT CLEARLY DEFINED BY THE CONSTRUCTION DRAWINGS/CONTRACT DOCUMENTS.
7. THE CONTRACTOR SHALL INSTALL ALL EQUIPMENT AND MATERIALS ACCORDING TO THE MANUFACTURER'S/VENDOR'S SPECIFICATIONS UNLESS NOTED OTHERWISE OR WHERE LOCAL CODES OR ORDINANCES TAKE PRECEDENCE.
8. THE CONTRACTOR SHALL PROVIDE A FULL SET OF CONSTRUCTION DOCUMENTS AT THE SITE UPDATED WITH THE LATEST REVISIONS AND ADDENDUMS OR CLARIFICATIONS AVAILABLE FOR THE USE BY ALL PERSONNEL INVOLVED WITH THE PROJECT.
9. THE CONTRACTOR SHALL SUPERVISE AND DIRECT THE PROJECT DESCRIBED HEREIN. THE CONTRACTOR SHALL BE SOLELY RESPONSIBLE FOR ALL CONSTRUCTION MEANS, METHODS, TECHNIQUES, SEQUENCES AND PROCEDURES AND FOR COORDINATING ALL PORTIONS OF THE WORK UNDER THE CONTRACT.
10. THE CONTRACTOR IS RESPONSIBLE FOR PROVIDING ALL NECESSARY CONSTRUCTION CONTROL SURVEYS, ESTABLISHING AND MAINTAINING ALL LINES AND GRADES REQUIRED TO CONSTRUCT ALL IMPROVEMENTS AS SHOWN HEREIN.
11. THE CONTRACTOR SHALL BE RESPONSIBLE FOR OBTAINING ALL PERMITS AND INSPECTIONS WHICH MAY BE REQUIRED FOR THE WORK BY THE ARCHITECT/ENGINEER, THE STATE, COUNTY OR LOCAL GOVERNMENT AUTHORITY.
12. THE CONTRACTOR SHALL MAKE NECESSARY PROVISIONS TO PROTECT EXISTING IMPROVEMENTS, EASEMENTS, PAVING, CURBING, ETC. DURING CONSTRUCTION. UPON COMPLETION OF WORK, THE CONTRACTOR SHALL REPAIR ANY DAMAGE THAT MAY HAVE OCCURRED DUE TO CONSTRUCTION ON OR ABOUT THE PROPERTY.
13. THE CONTRACTOR SHALL KEEP THE GENERAL WORK AREA CLEAN AND HAZARD FREE DURING CONSTRUCTION AND DISPOSE OF ALL DIRT, DEBRIS, RUBBISH AND REMOVE EQUIPMENT NOT SPECIFIED AS REMAINING ON THE PROPERTY. PREMISES SHALL BE LEFT IN CLEAN CONDITION AND FREE FROM PAINT SPOTS, DUST, OR SMUDGES OF ANY NATURE.
14. THE CONTRACTOR SHALL COMPLY WITH ALL OSHA REQUIREMENTS AS THEY APPLY TO THIS PROJECT.
15. THE CONTRACTOR SHALL NOTIFY THE PROJECT OWNER'S REPRESENTATIVE WHERE A CONFLICT OCCURS ON ANY OF THE CONTRACT DOCUMENTS. THE CONTRACTOR IS NOT TO ORDER MATERIAL OR CONSTRUCT ANY PORTION OF THE WORK THAT IS IN CONFLICT UNTIL CONFLICT IS RESOLVED BY THE LESSEE/LICENSEE REPRESENTATIVE.
16. THE CONTRACTOR SHALL VERIFY ALL DIMENSIONS, ELEVATIONS, PROPERTY LINES, ETC. ON THE JOB.
17. ALL UNDERGROUND UTILITY INFORMATION WAS DETERMINED FROM SURFACE INVESTIGATIONS AND EXISTING PLANS OF RECORD. THE CONTRACTOR SHALL LOCATE ALL UNDERGROUND UTILITIES IN THE FIELD PRIOR TO ANY SITE WORK.

AT LEAST 72 HOURS PRIOR TO DIGGING, THE CONTRACTOR IS REQUIRED TO CALL DIG SAFE AT 811

VICINITY MAP

SCALE: 1" = 1000'-0"

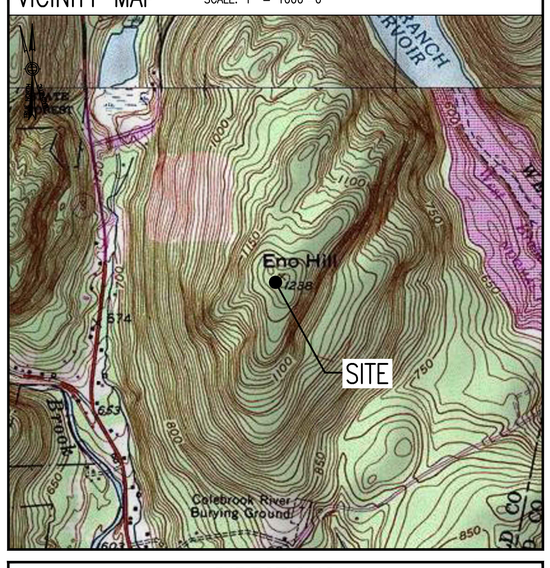

DIRECTIONS

MERGE ONTO I-495 NORTH TOWARD MANSFIELD/MARLBORO. TAKE EXIT 58 FOR I-90 WEST TOWARD ALBANY. TAKE EXIT 41 TOWARD US-202. TURN RIGHT ONTO FRANKLIN STREET. CONTINUE ONTO RUSSELL ROAD. TURN LEFT ONTO LLOYDS HILL ROAD. TURN RIGHT ONTO WESTERN AVENUE. TURN LEFT ONTO BROADWAY. TURN RIGHT ONTO GRANVILLE ROAD. TURN RIGHT TO STAY ON GRANVILLE ROAD. CONTINUE ONTO OLD WESTFIELD ROAD. TURN RIGHT ONTO MA-57 WEST. TURN LEFT ONTO MA-8 SOUTH. SITE IS LOCATED ON THE LEFT HAND SIDE.

SHEET INDEX

SHEET NO.	DESCRIPTION	REV. NO.
T-1	TITLE SHEET	0
GN-1	GENERAL NOTES	0
A-1	COMPOUND & EQUIPMENT PLANS	0
A-2	TOWER ELEVATIONS & ANTENNA PLANS	0
A-3	SITE DETAILS	0
RF-1	RF DATA	0
E-1	ELECTRIC & GROUNDING DETAILS	0

DO NOT SCALE DRAWINGS

CONTRACTOR SHALL VERIFY ALL PLANS AND EXISTING DIMENSIONS AND CONDITIONS ON THE JOB SITE AND SHALL IMMEDIATELY NOTIFY THE PROJECT OWNER'S REPRESENTATIVE IN WRITING OF DISCREPANCIES BEFORE PROCEEDING WITH THE WORK OR BE RESPONSIBLE FOR SAME.

PROJECT SUMMARY

SITE NUMBER:	CTNH549B
SITE NAME:	CTNH549B
SBA SITE NUMBER:	CT13613-A
SBA SITE NAME:	JOHNSON
SITE ADDRESS:	382 COLEBROOK RIVER ROAD WINSTED, CT 06098
PROPERTY OWNER:	382 COLEBROOK LLC 202 HANG DOG LANE WETHERSFIELD, CT 06109
TOWER OWNER:	SBA TOWERS II, LLC 8501 CONGRESS AVENUE BOCA RATON, FL 33487 PHONE: 561-226-9523
COUNTY:	LICHFIELD
ZONING DISTRICT:	N/A
STRUCTURE TYPE:	MONOPOLE
STRUCTURE HEIGHT:	150'±
APPLICANT:	T-MOBILE NORTHEAST LLC 15 COMMERCE WAY, SUITE B NORTON, MA 02766
ARCHITECT:	CHAPPELL ENGINEERING ASSOCIATES, LLC. 201 BOSTON POST ROAD WEST, SUITE 101 MARLBOROUGH, MA 01752
STRUCTURAL ENGINEER:	CHAPPELL ENGINEERING ASSOCIATES, LLC. 201 BOSTON POST ROAD WEST, SUITE 101 MARLBOROUGH, MA 01752
SITE CONTROL POINT:	LATITUDE: 41.992198° N41°59'31.90" LONGITUDE: -73.039683° W73°02'22.86"

SPECIAL ZONING NOTE:
BASED ON INFORMATION PROVIDED BY T-MOBILE REGULATORY COMPLIANCE PROFESSIONALS AND LEGAL COUNSEL, THIS TELECOMMUNICATIONS EQUIPMENT DEPLOYMENT IS CONSIDERED AN ELIGIBLE FACILITY UNDER THE MIDDLE CLASS TAX RELIEF AND JOB CREATION ACT OF 2012, 47 USC 1455(A), SECTION 6409(A), AND IS SUBJECT TO AN ELIGIBLE FACILITY REQUEST, EXPEDITED REVIEW, AND LIMITED/PARTIAL ZONING PRE-EMPTION FOR LOCAL DISCRETIONARY PERMITS (VARIANCE, SPECIAL PERMIT, SITE PLAN REVIEW, OR ADMINISTRATIVE REVIEW).

T-MOBILE NORTHEAST LLC
15 COMMERCE WAY, SUITE B
NORTON, MA 02766
(508) 286-2700

SBA
SBA COMMUNICATIONS CORP.
134 FLANDERS ROAD, SUITE 125
WESTBOROUGH, MA 01581
(508) 251-0720

CHAPPELL ENGINEERING ASSOCIATES, LLC
Civil · Structural · Land Surveying
R.K. EXECUTIVE CENTRE
201 BOSTON POST ROAD WEST, SUITE 101
MARLBOROUGH, MA 01752
(508) 481-7400
www.chappellengineering.com

STATE OF CONNECTICUT · JAMES M. FITZGERALD · No. 25997 · LICENSED PROFESSIONAL CIVIL ENGINEER
8/11/2022

CHECKED BY: JMT

APPROVED BY: JMT

SUBMITTALS

REV.	DATE	DESCRIPTION	BY
0	06/13/22	ISSUED FOR CONSTRUCTION	JRV

SITE NUMBER:
CTNH549B

SITE ADDRESS:
382 COLEBROOK RIVER ROAD
WINSTED, CT 06098

SHEET TITLE
TITLE SHEET

SHEET NUMBER
T-1

1815.484

GENERAL NOTES:

1. FOR THE PURPOSE OF CONSTRUCTION DRAWINGS, THE FOLLOWING DEFINITIONS SHALL APPLY:
   CONTRACTOR – T–MOBILE
   SUBCONTRACTOR – GENERAL CONTRACTOR (CONSTRUCTION)
   OWNER – T–MOBILE
   OEM – ORIGINAL EQUIPMENT MANUFACTURER

2. PRIOR TO THE SUBMISSION OF BIDS, THE BIDDING SUBCONTRACTOR SHALL VISIT THE CELL SITE TO FAMILIARIZE WITH THE EXISTING CONDITIONS AND TO CONFIRM THAT THE WORK CAN BE ACCOMPLISHED AS SHOWN ON THE CONSTRUCTION DRAWINGS. ANY DISCREPANCY FOUND SHALL BE BROUGHT TO THE ATTENTION OF CONTRACTOR.

3. ALL MATERIALS FURNISHED AND INSTALLED SHALL BE IN STRICT ACCORDANCE WITH ALL APPLICABLE CODES, REGULATIONS, AND ORDINANCES. SUBCONTRACTOR SHALL ISSUE ALL APPROPRIATE NOTICES AND COMPLY WITH ALL LAWS, ORDINANCES, RULES, REGULATIONS, AND LAWFUL ORDERS OF ANY PUBLIC AUTHORITY REGARDING THE PERFORMANCE OF THE WORK.

4. ALL WORK CARRIED OUT SHALL COMPLY WITH ALL APPLICABLE MUNICIPAL AND UTILITY COMPANY SPECIFICATIONS AND LOCAL, STATE AND FEDERAL JURISDICTIONAL CODES, ORDINANCES AND APPLICABLE REGULATIONS.

5. DRAWINGS PROVIDED HERE ARE NOT TO BE SCALED AND ARE INTENDED TO SHOW OUTLINE ONLY.

6. UNLESS NOTED OTHERWISE, THE WORK SHALL INCLUDE FURNISHING MATERIALS, EQUIPMENT, APPURTENANCES, AND LABOR NECESSARY TO COMPLETE ALL INSTALLATIONS AS INDICATED ON THE DRAWINGS.

7. THE SUBCONTRACTOR SHALL INSTALL ALL EQUIPMENT AND MATERIALS IN ACCORDANCE WITH MANUFACTURER'S RECOMMENDATIONS UNLESS SPECIFICALLY STATED OTHERWISE.

8. IF THE SPECIFIED EQUIPMENT CANNOT BE INSTALLED AS SHOWN ON THESE DRAWINGS, THE SUBCONTRACTOR SHALL PROPOSE AN ALTERNATIVE INSTALLATION FOR APPROVAL BY THE CONTRACTOR.

9. SUBCONTRACTOR SHALL DETERMINE ACTUAL ROUTING OF CONDUIT, POWER, T1 CABLES AND GROUNDING CABLES AS SHOWN ON THE POWER, GROUNDING AND TELCO PLAN DRAWING. SUBCONTRACTOR SHALL UTILIZE EXISTING TRAYS AND/OR SHALL ADD NEW TRAYS AS NECESSARY. SUBCONTRACTOR SHALL CONFIRM THE ACTUAL ROUTING WITH THE CONTRACTOR AND/OR LANDLORD PRIOR TO CONSTRUCTION.

10. THE SUBCONTRACTOR SHALL PROTECT EXISTING IMPROVEMENTS, PAVEMENTS, CURBS, LANDSCAPING AND STRUCTURES. ANY DAMAGED PART SHALL BE REPAIRED AT SUBCONTRACTOR'S EXPENSE TO THE SATISFACTION OF THE OWNER.

11. SUBCONTRACTOR SHALL LEGALLY AND PROPERLY DISPOSE OF ALL SCRAP MATERIALS SUCH AS COAXIAL CABLES AND OTHER ITEMS REMOVED FROM THE EXISTING FACILITY.

12. SUBCONTRACTOR SHALL LEAVE PREMISES IN CLEAN CONDITION AND RETURN DISTURBED AREAS TO ORIGINAL CONDITIONS.

13. THE SUBCONTRACTOR SHALL SUPERVISE AND DIRECT THE PROJECT DESCRIBED HEREIN. THE SUBCONTRACTOR SHALL BE SOLELY RESPONSIBLE FOR ALL CONSTRUCTION MEANS, METHODS, TECHNIQUES, SEQUENCES, AND PROCEDURES FOR COORDINATING ALL PORTIONS OF THE WORK UNDER THE CONTRACT.

14. SUBCONTRACTOR SHALL NOTIFY CHAPPELL ENGINEERING ASSOCIATES, LLC 48 HOURS IN ADVANCE OF POURING CONCRETE OR BACKFILLING TRENCHES, SEALING ROOF AND WALL PENETRATIONS AND POST DOWNS, FINISHING NEW WALLS OR FINAL ELECTRICAL CONNECTIONS FOR ENGINEERING REVIEW.

15. CONSTRUCTION SHALL COMPLY WITH ALL T–MOBILE STANDARDS AND SPECIFICATIONS.

16. SUBCONTRACTOR SHALL VERIFY ALL EXISTING DIMENSIONS AND CONDITIONS PRIOR TO COMMENCING ANY WORK. ALL DIMENSIONS OF EXISTING CONSTRUCTION SHOWN ON THE DRAWINGS MUST BE VERIFIED. SUBCONTRACTOR SHALL NOTIFY THE CONTRACTOR OF ANY DISCREPANCIES PRIOR TO ORDERING MATERIAL OR PROCEEDING WITH CONSTRUCTION.

17. THE EXISTING CELL SITES ARE IN FULL COMMERCIAL OPERATION. ANY CONSTRUCTION WORK BY SUBCONTRACTOR SHALL NOT DISRUPT THE EXISTING NORMAL OPERATION. ANY WORK ON EXISTING EQUIPMENT MUST BE COORDINATED WITH CONTRACTOR. ALSO, WORK SHOULD BE SCHEDULED FOR AN APPROPRIATE MAINTENANCE WINDOW USUALLY IN LOW TRAFFIC PERIODS AFTER MIDNIGHT.

18. IF THE EXISTING CELL SITE IS ACTIVE, ALL SAFETY PRECAUTIONS MUST BE TAKEN WHEN WORKING AROUND HIGH LEVELS OF ELECTROMAGNETIC RADIATION. EQUIPMENT SHOULD BE SHUTDOWN PRIOR TO PERFORMING ANY WORK THAT COULD EXPOSE THE WORKERS TO DANGER. PERSONAL RF EXPOSURE MONITORS ARE TO BE WORN TO ALERT OF ANY DANGEROUS EXPOSURE LEVELS.

SITE WORK GENERAL NOTES:

1. THE SUBCONTRACTOR SHALL CONTACT UTILITY LOCATING SERVICES PRIOR TO THE START OF CONSTRUCTION.

2. ALL EXISTING ACTIVE SEWER, WATER, GAS, ELECTRIC, AND OTHER UTILITIES WHERE ENCOUNTERED IN THE WORK, SHALL BE PROTECTED AT ALL TIMES, AND WHERE REQUIRED FOR THE PROPER EXECUTION OF THE WORK, SHALL BE RELOCATED AS DIRECTED BY ENGINEERS. EXTREME CAUTION SHOULD BE USED BY THE SUBCONTRACTOR WHEN EXCAVATING OR DRILLING PIERS AROUND OR NEAR UTILITIES. SUBCONTRACTOR SHALL PROVIDE SAFETY TRAINING FOR THE WORKING CREW. THIS WILL INCLUDE BUT NOT BE LIMITED TO A) FALL PROTECTION B) CONFINED SPACE C) ELECTRICAL SAFETY D) TRENCHING AND EXCAVATION.

3. ALL SITE WORK SHALL BE AS INDICATED ON THE DRAWINGS AND PROJECT SPECIFICATIONS.

4. IF NECESSARY, RUBBISH, STUMPS, DEBRIS, STICKS, STONES AND OTHER REFUSE SHALL BE REMOVED FROM THE SITE AND DISPOSED OF LEGALLY.

5. THE SITE SHALL BE GRADED TO CAUSE SURFACE WATER TO FLOW AWAY FROM THE BTS EQUIPMENT AND TOWER AREAS.

6. NO FILL OR EMBANKMENT MATERIAL SHALL BE PLACED ON FROZEN GROUND. FROZEN MATERIALS, SNOW OR ICE SHALL NOT BE PLACED IN ANY FILL OR EMBANKMENT.

7. THE SUB GRADE SHALL BE COMPACTED AND BROUGHT TO A SMOOTH UNIFORM GRADE PRIOR TO FINISHED SURFACE APPLICATION.

8. ALL EXISTING INACTIVE SEWER, WATER, GAS, ELECTRIC AND OTHER UTILITIES, WHICH INTERFERE WITH THE EXECUTION OF THE WORK, SHALL BE REMOVED AND/OR CAPPED, PLUGGED OR OTHERWISE DISCONTINUED AT POINTS WHICH WILL NOT INTERFERE WITH THE EXECUTION OF THE WORK, SUBJECT TO THE APPROVAL OF ENGINEERING, OWNER AND/OR LOCAL UTILITIES.

9. THE AREAS OF THE OWNERS PROPERTY DISTURBED BY THE WORK AND NOT COVERED BY THE TOWER, EQUIPMENT OR DRIVEWAY, SHALL BE GRADED TO A UNIFORM SLOPE AND STABILIZED TO PREVENT EROSION AS SPECIFIED IN THE PROJECT SPECIFICATIONS.

10. SUBCONTRACTOR SHALL MINIMIZE DISTURBANCE TO EXISTING SITE DURING CONSTRUCTION. EROSION CONTROL MEASURES, IF REQUIRED DURING CONSTRUCTION, SHALL BE IN CONFORMANCE WITH THE LOCAL GUIDELINES FOR EROSION AND SEDIMENT CONTROL.

11. THE SUBCONTRACTOR SHALL PROVIDE SITE SIGNAGE IN ACCORDANCE WITH THE T–MOBILE SPECIFICATION FOR SITE SIGNAGE.

CONCRETE AND REINFORCING STEEL NOTES:

1. ALL CONCRETE WORK SHALL BE IN ACCORDANCE WITH THE ACI 301, ACI 318, ACI 336, ASTM A184, ASTM A185 AND THE DESIGN AND CONSTRUCTION SPECIFICATION FOR CAST–IN–PLACE CONCRETE.

2. ALL CONCRETE SHALL HAVE A MINIMUM COMPRESSIVE STRENGTH OF 3000 PSI AT 28 DAYS, UNLESS NOTED OTHERWISE. A HIGHER STRENGTH (400PSI) MAY BE USED. ALL CONCRETE WORK SHALL BE IN ACCORDANCE WITH THE ACI 381 CODE REQUIREMENTS

3. REINFORCING STEEL SHALL CONFORM TO ASTM A 615, GRADE 60, DEFORMED UNLESS NOTED OTHERWISE. WELDED WIRE FABRIC SHALL CONFORM TO ASTM A 185 WELDED STEEL WIRE FABRIC UNLESS NOTED OTHERWISE. SPLICES SHALL BE CLASS "B" AND ALL HOOKS SHALL BE STANDARD, UNO.

4. THE FOLLOWING MINIMUM CONCRETE COVER SHALL BE PROVIDED FOR REINFORCING STEEL UNLESS SHOWN OTHERWISE ON DRAWINGS:
   CONCRETE CAST AGAINST EARTH.....3 IN.
   CONCRETE EXPOSED TO EARTH OR WEATHER:
   #6 AND LARGER .....2 IN.
   #5 AND SMALLER & WWF .....1½ IN.
   CONCRETE NOT EXPOSED TO EARTH OR WEATHER
   OR NOT CAST AGAINST THE GROUND:
   SLAB AND WALL .....¾ IN.
   BEAMS AND COLUMNS .....1½ IN.

5. A CHAMFER ¾" SHALL BE PROVIDED AT ALL EXPOSED EDGES OF CONCRETE, UNO, IN ACCORDANCE WITH ACI 301 SECTION 4.2.4.

6. INSTALLATION OF CONCRETE EXPANSION/WEDGE ANCHORS SHALL BE PER MANUFACTURER'S WRITTEN RECOMMENDED PROCEDURE. THE ANCHOR BOLT, DOWEL OR ROD SHALL CONFORM TO THE MANUFACTURERS RECOMMENDATION FOR EMBEDMENT DEPTH OR AS SHOWN ON THE DRAWINGS. NO REBAR SHALL BE CUT WITHOUT PRIOR CONTRACTOR APPROVAL WHEN DRILLING HOLES IN CONCRETE. SPECIAL INSPECTIONS, REQUIRED BY GOVERNING CODES, SHALL BE PERFORMED IN ORDER TO MAINTAIN MANUFACTURER'S MAXIMUM ALLOWABLE LOADS. ALL EXPANSION/WEDGE ANCHORS SHALL BE STAINLESS STEEL OR HOT DIPPED GALVANIZED. EXPANSION BOLTS SHALL BE PROVIDED BY SIMPSON OR APPROVED EQUAL.

7. CONCRETE CYLINDER TIES ARE NOT REQUIRED FOR SLAB ON GRADE WHEN CONCRETE IS LESS THAN 50 CUBIC YARDS (IBC1905.6.2.3) IN THAT EVENT THE FOLLOWING RECORDS SHALL BE PROVIDED BY THE CONCRETE SUPPLIER;
   (A) RESULTS OF CONCRETE CYLINDER TEST PERFORMED AT THE SUPPLIERS PLANT.
   (B) CERTIFICATION OF MINIMUM COMPRESSIVE STRENGTH FOR THE CONCRETE GRADE SUPPLIED.
FOR GREATER THAN 50 CUBIC YARDS THE GC SHALL PERFORM THE CONCRETE CYLINDER TEST.

8. AS AN ALTERNATIVE TO ITEM 7. TEST CYLINDERS SHALL BE TAKEN INITIALLY AND THEREAFTER FOR EVERY 50 YARDS OF CONCRETE FROM EACH DIFFERENT BATCH PLANT.

9. EQUIPMENT SHALL NOT BE PLACED ON NEW PADS FOR SEVEN DAYS AFTER PAD IS POURED, UNLESS IT IS VERIFIED BY CYLINDER TESTS THAT COMPRESSIVE STRENGTH HAS BEEN ATTAINED.

STRUCTURAL STEEL NOTES:

1. ALL STEEL WORK SHALL BE PAINTED OR GALVANIZED IN ACCORDANCE WITH THE DRAWINGS AND T–MOBILE SPECIFICATIONS UNLESS OTHERWISE NOTED. STRUCTURAL STEEL SHALL BE ASTM–A–36 UNLESS OTHERWISE NOTED ON THE SITE SPECIFIC DRAWINGS. STEEL DESIGN, INSTALLATION AND BOLTING SHALL BE IN ACCORDANCE WITH THE AMERICAN INSTITUTE OF STEEL CONSTRUCTION (AISC) "MANUAL OF STEEL CONSTRUCTION".

2. ALL WELDING SHALL BE PERFORMED USING E70XX ELECTRODES AND WELDING SHALL CONFORM TO AISC AND AWS D1.1. WHERE FILLET WELD SIZES ARE NOT SHOWN, PROVIDE THE MINIMUM SIZE PER TABLE J2.4 IN THE AISC "MANUAL OF STEEL CONSTRUCTION", 9TH EDITION. PAINTED SURFACES SHALL BE TOUCHED UP.

3. BOLTED CONNECTIONS SHALL USE BEARING TYPE ASTM A325 BOLTS (¾"ø) AND SHALL HAVE MINIMUM OF TWO BOLTS UNLESS NOTED OTHERWISE. ALL BOLTS SHALL BE GALVANIZED OR STAINLESS STEEL.

4. NON–STRUCTURAL CONNECTIONS FOR STEEL GRATING MAY USE ⅝" DIA. ASTM A 307 BOLTS (GALV) UNLESS NOTED OTHERWISE.

5. CONTRACTOR SHALL SUBMIT SHOP DRAWINGS FOR ENGINEER REVIEW & APPROVAL ON PROJECTS REQUIRING STRUCTURAL STEEL

6. ALL STRUCTURAL STEEL WORK SHALL BE DONE IN ACCORDANCE WITH AISC SPECIFICATIONS.

SOIL COMPACTION NOTES FOR SLAB ON GRADE:

1. EXCAVATE AS REQUIRED TO REMOVE VEGETATION AND TOPSOIL TO EXPOSE NATURAL SUBGRADE AND PLACE CRUSHED STONE AS REQUIRED.

2. COMPACTION CERTIFICATION: AN INSPECTION AND WRITTEN CERTIFICATION BY A QUALIFIED GEOTECHNICAL TECHNICIAN OR ENGINEER IS ACCEPTABLE.

3. AS AN ALTERNATE TO INSPECTION AND WRITTEN CERTIFICATION, THE "UNDISTURBED SOIL" BASE SHALL BE COMPACTED WITH "COMPACTION EQUIPMENT", LISTED BELOW, TO AT LEAST 90% MODIFIED PROCTOR MAXIMUM DENSITY PER ASTM D 1557 METHOD C.

4. COMPACTED SUBBASE SHALL BE UNIFORM AND LEVELED. PROVIDE 6" MINIMUM CRUSHED STONE OR GRAVEL COMPACTED IN 3" LIFTS ABOVE COMPACTED SOIL. GRAVEL SHALL BE NATURAL OR CRUSHED WITH 100% PASSING #1 SIEVE.

5. AS AN ALTERNATE TO ITEMS 2 AND 3, THE SUBGRADE SOILS WITH 5 PASSES OR A MEDIUM SIZED VIBRATORY PLATE COMPACTOR (SUCH AS BOMAG BPR 30/38) OR HAND–OPERATED SINGLE DRUM VIBRATORY ROLLER (SUCH AS BOMAG BW 55E). AND SOFT AREAS THAT ARE ENCOUNTERED SHOULD BE REMOVED AND REPLACED WITH A WELL–GRADED GRANULAR FILL AND COMPACTED AS STATED ABOVE.

COMPACTION EQUIPMENT:

1. HAND OPERATED DOUBLE DRUN, VIBRATORY ROLLER, VIBRATORY PLATE COMPACTOR OR JUMPING JACK COMPACTOR.

CONSTRUCTION NOTES:

1. FIELD VERIFICATION:
SUBCONTRACTOR SHALL FIELD VERIFY SCOPE OF WORK, T–MOBILE ANTENNA PLATFORM LOCATION AND UTILITY TRENCHWORK.

2. COORDINATION OF WORK:
SUBCONTRACTOR SHALL COORDINATE RF WORK AND PROCEDURES WITH CONTRACTOR.

3. CABLE LADDER RACK:
SUBCONTRACTOR SHALL FURNISH AND INSTALL CABLE LADDER RACK, CABLE TRAY AND/OR ICE BRIDGE, AND CONDUIT AS REQUIRED TO SUPPORT CABLES TO THE NEW BTS LOCATION.

ELECTRICAL INSTALLATION NOTES:

1. WIRING, RACEWAY, AND SUPPORT METHODS AND MATERIALS SHALL COMPLY WITH THE REQUIREMENTS OF THE NEC AND TELCORDIA.

2. SUBCONTRACTOR SHALL MODIFY OR INSTALL CABLE TRAY SYSTEM AS REQUIRED TO SUPPORT RF AND TRANSPORT CABLING TO THE NEW BTS EQUIPMENT. SUBCONTRACTOR SHALL SUBMIT MODIFICATIONS TO CONTRACTOR FOR APPROVAL.

3. ALL CIRCUITS SHALL BE SEGREGATED AND MAINTAIN MINIMUM CABLE SEPARATION AS REQUIRED BY THE NEC AND TELCORDIA.

4. CABLES SHALL NOT BE ROUTED THROUGH LADDER–STYLE CABLE TRAY RUNGS.

5. EACH END OF EVERY POWER, GROUNDING, AND T1 CONDUCTOR AND CABLE SHALL BE LABELED WITH COLOR–CODED INSULATION OR ELECTRICAL TAPE (3M BRAND, 1/2 INCH PLASTIC ELECTRICAL TAPE WITH UV PROTECTION, OR EQUAL). THE IDENTIFICATION METHOD SHALL CONFORM WITH NEC AND OSHA, AND MATCH INSTALLATION REQUIREMENTS.

6. POWER PHASE CONDUCTORS (I.E., HOTS) SHALL BE LABELED WITH COLOR–CODED INSULATION OR ELECTRICAL TAPE (3M BRAND, ½ INCH PLASTIC ELECTRICAL TAPE WITH UV PROTECTION, OR EQUAL). PHASE CONDUCTOR COLOR CODES SHALL CONFORM WITH THE NEC AND OSHA.

7. ALL ELECTRICAL COMPONENTS SHALL BE CLEARLY LABELED WITH ENGRAVED LAMACOID PLASTIC LABELS. ALL EQUIPMENT SHALL BE LABELED WITH THEIR VOLTAGE RATING, PHASE CONFIGURATION, WIRE CONFIGURATION, POWER OR AMPACITY RATING, AND BRANCH CIRCUIT ID NUMBERS (I.E., PANELBOARD AND CIRCUIT ID'S).

8. PANELBOARDS (ID NUMBERS) AND INTERNAL CIRCUIT BREAKERS (CIRCUIT ID NUMBERS) SHALL BE CLEARLY LABELED WITH ENGRAVED LAMACOID PLASTIC LABELS.

9. ALL TIE WRAPS SHALL BE CUT FLUSH WITH APPROVED CUTTING TOOL TO REMOVE SHARP EDGES.

10. POWER, CONTROL, AND EQUIPMENT GROUND WIRING IN TUBING OR CONDUIT SHALL BE SINGLE CONDUCTOR (#34 AWG OR LARGER), 600 V, OIL RESISTANT THHN OR THWN–2, CLASS B STRANDED COPPER CABLE RATED FOR 90 °C (WET AND DRY) OPERATION; LISTED OR LABELED FOR THE LOCATION AND RACEWAY SYSTEM USED, UNLESS OTHERWISE SPECIFIED.

11. SUPPLEMENTAL EQUIPMENT GROUND WIRING LOCATED INDOORS SHALL BE SINGLE CONDUCTOR (#6 AWG OR LARGER), 600 V, OIL RESISTANT THHN OR THWN–2 GREEN INSULATION, CLASS B STRANDED COPPER CABLE RATED FOR 90 °C (WET AND DRY) OPERATION; LISTED OR LABELED FOR THE LOCATION AND RACEWAY SYSTEM USED, UNLESS OTHERWISE SPECIFIED.

12. SUPPLEMENTAL EQUIPMENT GROUND WIRING LOCATED OUTDOORS, OR BELOW GRADE, SHALL BE SINGLE CONDUCTOR #2 AWG SOLID TINNED COPPER CABLE, UNLESS OTHERWISE SPECIFIED.

13. POWER AND CONTROL WIRING, NOT IN TUBING OR CONDUIT, SHALL BE MULTI–CONDUCTOR, TYPE TC CABLE (#34 AWG OR LARGER), 600 V, OIL RESISTANT THHN OR THWN–2, CLASS B STRANDED COPPER CABLE RATED FOR 90 °C (WET AND DRY) OPERATION; WITH OUTER JACKET; LISTED OR LABELED FOR THE LOCATION USED, UNLESS OTHERWISE SPECIFIED.

14. ALL POWER AND GROUNDING CONNECTIONS SHALL BE CRIMP–STYLE, COMPRESSION WIRE LUGS AND WIRENUTS BY HARGER (OR EQUAL). LUGS AND WIRENUTS SHALL BE RATED FOR OPERATION AT NO LESS THAN 75°C (90°C IF AVAILABLE).

15. RACEWAY AND CABLE TRAY SHALL BE LISTED OR LABELED FOR ELECTRICAL USE IN ACCORDANCE WITH NEMA, UL, ANSI/IEEE AND NEC.

16. NEW RACEWAY OR CABLE TRAY WILL MATCH THE EXISTING INSTALLATION WHERE POSSIBLE.

17. ELECTRICAL METALLIC TUBING (EMT) OR RIGID NONMETALLIC CONDUIT (I.E., RIGID PVC SCHEDULE 40 OR RIGID PVC SCHEDULE 80 FOR LOCATIONS SUBJECT TO PHYSICAL DAMAGE) SHALL BE USED FOR EXPOSED INDOOR LOCATIONS.

18. ELECTRICAL METALLIC TUBING (EMT), ELECTRICAL NONMETALLIC TUBING (ENT), OR RIGID NONMETALLIC CONDUIT (RIGID PVC, SCHEDULE 40) SHALL BE USED FOR CONCEALED INDOOR LOCATIONS.

19. GALVANIZED STEEL INTERMEDIATE METALLIC CONDUIT (IMC) SHALL BE USED FOR OUTDOOR LOCATIONS ABOVE GRADE.

20. RIGID NONMETALLIC CONDUIT (I.E., RIGID PVC SCHEDULE 40 OR RIGID PVC SCHEDULE 80) SHALL BE USED UNDERGROUND; DIRECT BURIED, IN AREAS OF OCCASIONAL LIGHT VEHICLE TRAFFIC OR ENCASED IN REINFORCED CONCRETE IN AREAS OF HEAVY VEHICLE TRAFFIC.

21. LIQUID–TIGHT FLEXIBLE METALLIC CONDUIT (LIQUID–TITE FLEX) SHALL BE USED INDOORS AND OUTDOORS, WHERE VIBRATION OCCURS OR FLEXIBILITY IS NEEDED.

22. CONDUIT AND TUBING FITTINGS SHALL BE THREADED OR COMPRESSION–TYPE AND APPROVED FOR THE LOCATION USED. SETSCREW FITTINGS ARE NOT ACCEPTABLE.

23. CABINETS, BOXES AND WIREWAYS SHALL BE LISTED OR LABELED FOR ELECTRICAL USE IN ACCORDANCE WITH NEMA, UL, ANSI/IEEE AND NEC.

24. CABINETS, BOXES AND WIREWAYS TO MATCH THE EXISTING INSTALLATION WHERE POSSIBLE.

25. WIREWAYS SHALL BE EPOXY–COATED (GRAY) AND INCLUDE A HINGED COVER, DESIGNED TO SWING OPEN DOWNWARD; SHALL BE PANDUIT TYPE E (OR EQUAL); AND RATED NEMA 1 (OR BETTER) INDOORS, OR NEMA 3R (OR BETTER) OUTDOORS.

26. EQUIPMENT CABINETS, TERMINAL BOXES, JUNCTION BOXES, AND PULL BOXES SHALL BE GALVANIZED OR EPOXY–COATED SHEET STEEL, SHALL MEET OR EXCEED UL 50, AND RATED NEMA 1 (OR BETTER) INDOORS, OR NEMA 3R (OR BETTER) OUTDOORS.

27. METAL RECEPTACLE, SWITCH, AND DEVICE BOXES SHALL BE GALVANIZED, EPOXY–COATED, OR NON–CORRODING; SHALL MEET OR EXCEED UL 514A AND NEMA OS 1; AND RATED NEMA 1 (OR BETTER) INDOORS, OR WEATHER PROTECTED (WP OR BETTER) OUTDOORS.

28. NONMETALLIC RECEPTACLE, SWITCH, AND DEVICE BOXES SHALL MEET OR EXCEED NEMA OS 2; AND RATED NEMA 1 (OR BETTER) INDOORS, OR WEATHER PROTECTED (WP OR BETTER) OUTDOORS.

29. THE SUBCONTRACTOR SHALL NOTIFY AND OBTAIN NECESSARY AUTHORIZATION FROM THE CONTRACTOR BEFORE COMMENCING WORK ON THE AC POWER DISTRIBUTION PANELS.

30. THE SUBCONTRACTOR SHALL PROVIDE NECESSARY TAGGING ON THE BREAKERS, CABLES AND DISTRIBUTION PANELS IN ACCORDANCE WITH THE APPLICABLE CODES AND STANDARDS TO SAFEGUARD AGAINST LIFE AND PROPERTY.

31. ALL ELECTRICAL WORK SHALL BE PERFORMED IN ACCORDANCE WITH THE PROJECT SPECIFICATIONS, NEC AND ALL APPLICABLE LOCAL CODES.

32. CONDUIT ROUTINGS ARE SCHEMATIC. SUBCONTRACTOR SHALL INSTALL CONDUITS SO THAT ACCESS TO EQUIPMENT IS NOT BLOCKED.

T-MOBILE
NORTHEAST LLC

15 COMMERCE WAY, SUITE B
NORTON, MA 02766
(508) 286–2700

SBA

SBA COMMUNICATIONS CORP.
134 FLANDERS ROAD, SUITE 125
WESTBOROUGH, MA 01581
(508) 251–0720

CHAPPELL ENGINEERING ASSOCIATES, LLC
Civil · Structural · Land Surveying

R.K. EXECUTIVE CENTRE
201 BOSTON POST ROAD WEST, SUITE 101
MARLBOROUGH, MA 01752
(508) 481–7400
www.chappellengineering.com

STATE OF CONNECTICUT
JAMES M. FITZGERALD
No. 25997
LICENSED
PROFESSIONAL CIVIL ENGINEER

3/11/2022

CHECKED BY: JMT

APPROVED BY: JMT

SUBMITTALS

REV.	DATE	DESCRIPTION	BY
0	06/13/22	ISSUED FOR CONSTRUCTION	JRV

SITE NUMBER:
CTNH549B

SITE ADDRESS:
382 COLEBROOK RIVER ROAD
WINSTED, CT 06098

SHEET TITLE
GENERAL NOTES

SHEET NUMBER
GN-1

1815.484

SPECIAL PRE-CONSTRUCTION WORK NOTE (SBA-PROVIDED TOWER STRUCTURAL ANALYSIS SPECIAL EQUIPMENT INSTALLATION REQUIREMENTS):
GENERAL CONTRACTOR SHALL FURNISH AND INSTALL ALL SPECIAL OR SUPPLEMENTAL ADDITIONAL TOWER-MOUNTED EQUIPMENT PER RECOMMENDATIONS FROM SBA-PROVIDED TOWER STRUCTURAL ANALYSIS FOR ANY SPECIAL SHIELDING OF TOWER TOP EQUIPMENT AND FOR ANY SPECIAL FEEDLINE BUNDLING OR RELOCATION.

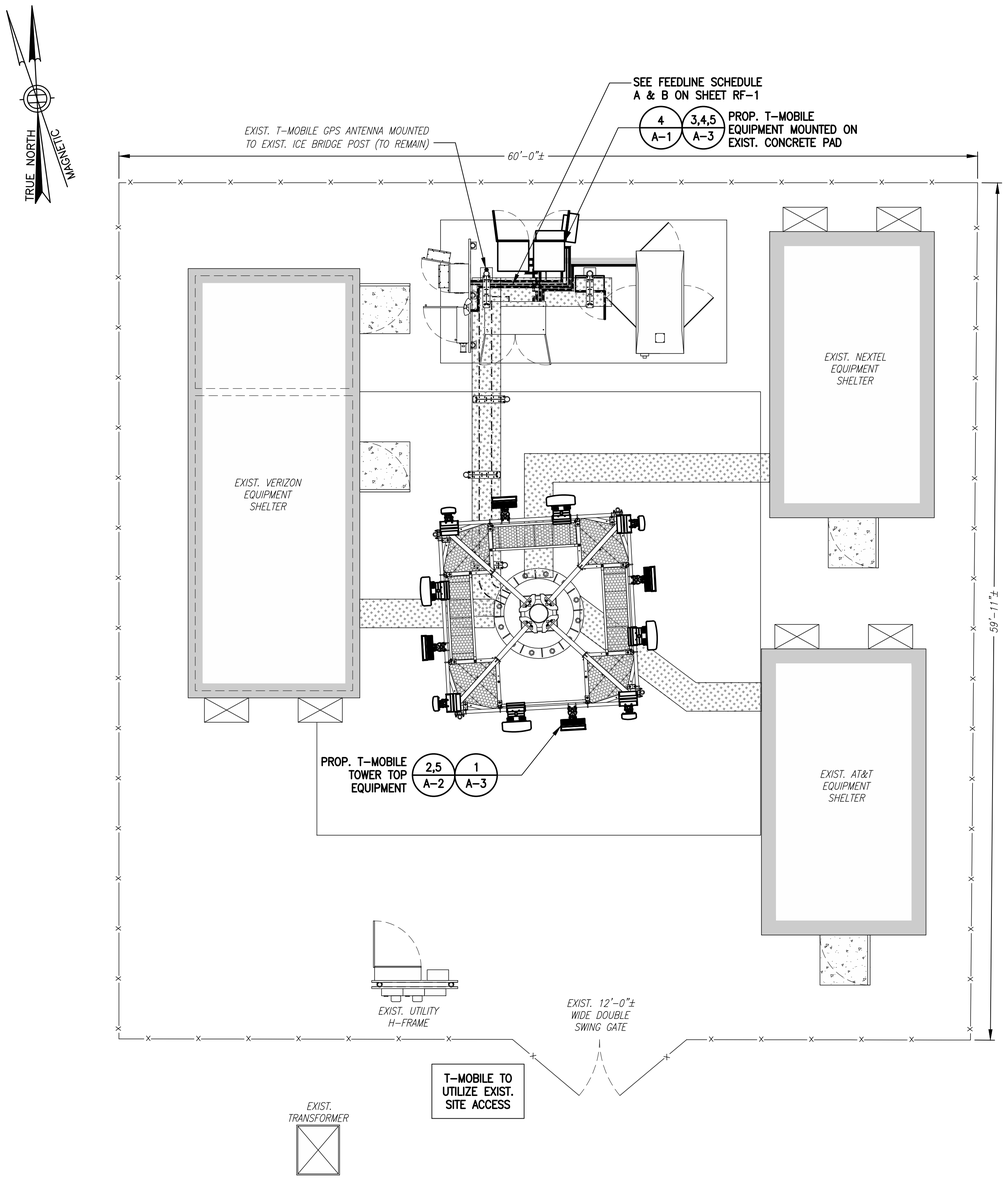

COMPOUND PLAN (1 / A-1)
SCALE: 1" = 5'-0"
0 5'-0" 10'-0 15'-0"

EXISTING EQUIPMENT PHOTO (2 / A-1)
SCALE: N.T.S.

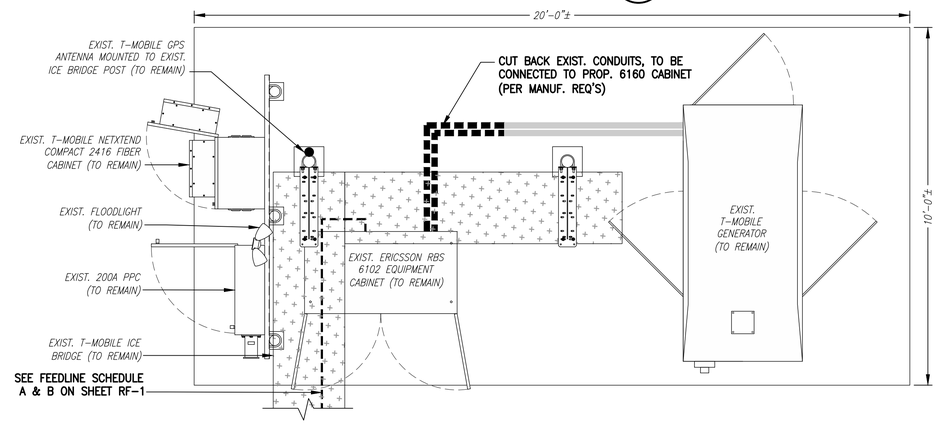

EXISTING EQUIPMENT PLAN (3 / A-1)
SCALE: 1/2" = 1'-0"
0 2'-0" 4'-0" 6'-0"

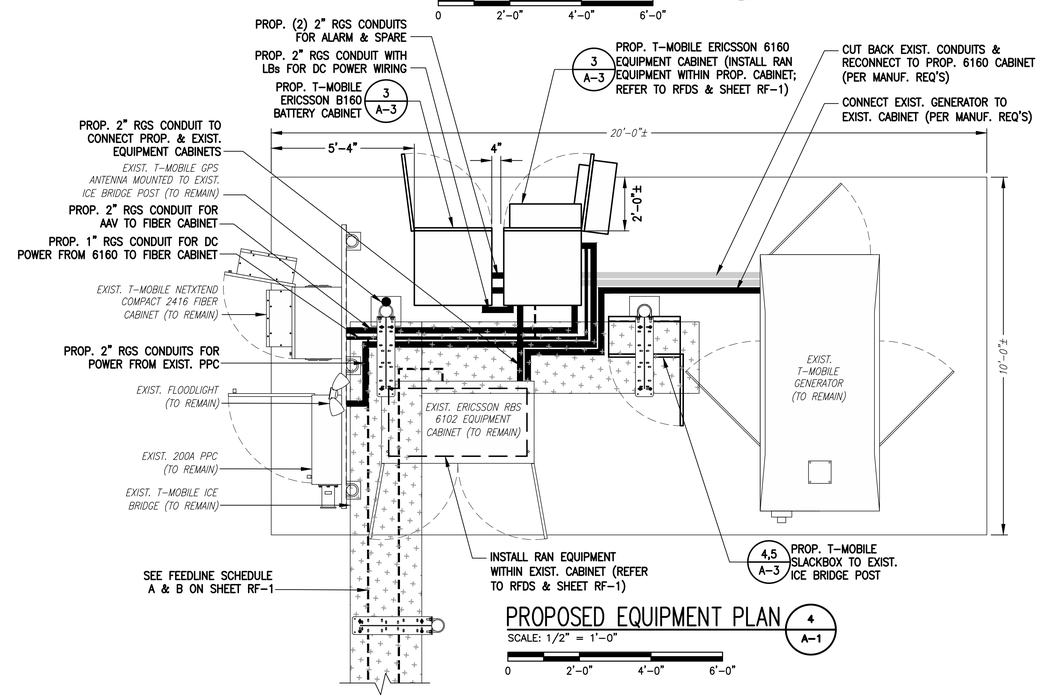

PROPOSED EQUIPMENT PLAN (4 / A-1)
SCALE: 1/2" = 1'-0"
0 2'-0" 4'-0" 6'-0"

T-MOBILE NORTHEAST LLC
15 COMMERCE WAY, SUITE B
NORTON, MA 02766
(508) 286-2700

SBA COMMUNICATIONS CORP.
134 FLANDERS ROAD, SUITE 125
WESTBOROUGH, MA 01581
(508) 251-0720

CHAPPELL ENGINEERING ASSOCIATES, LLC
Civil · Structural · Land Surveying
R.K. EXECUTIVE CENTRE
201 BOSTON POST ROAD WEST, SUITE 101
MARLBOROUGH, MA 01752
(508) 481-7400
www.chappellengineering.com

STATE OF CONNECTICUT · JAMES M. FITZGERALD · No. 25997 · LICENSED · PROFESSIONAL CIVIL ENGINEER
8/11/2022

CHECKED BY: JMT
APPROVED BY: JMT

SUBMITTALS

REV.	DATE	DESCRIPTION	BY
0	06/13/22	ISSUED FOR CONSTRUCTION	JRV

SITE NUMBER:
CTNH549B

SITE ADDRESS:
382 COLEBROOK RIVER ROAD
WINSTED, CT 06098

SHEET TITLE
COMPOUND & EQUIPMENT PLANS

SHEET NUMBER
A-1

1815.484

SPECIAL PRE-CONSTRUCTION WORK NOTE (SBA-PROVIDED TOWER STRUCTURAL ANALYSIS SPECIAL EQUIPMENT INSTALLATION REQUIREMENTS):
GENERAL CONTRACTOR SHALL FURNISH AND INSTALL ALL SPECIAL OR SUPPLEMENTAL ADDITIONAL TOWER-MOUNTED EQUIPMENT PER RECOMMENDATIONS FROM SBA-PROVIDED TOWER STRUCTURAL ANALYSIS FOR ANY SPECIAL SHIELDING OF TOWER TOP EQUIPMENT AND FOR ANY SPECIAL FEEDLINE BUNDLING OR RELOCATION.

SPECIAL CONSTRUCTION NOTE (SBA-PROVIDED ANTENNA MOUNT STRUCTURAL MOD SPECIAL EQUIPMENT INSTALLATION REQUIREMENTS):
GENERAL CONTRACTOR SHALL FURNISH AND INSTALL ALL ANTENNA MOUNT STRUCTURAL AUGMENTS (STRUCTURAL MODIFICATIONS) AT THE T-MOBILE RAD/VERTICAL EQUIPMENT SPACE PER RECOMMENDATIONS FROM SBA-PROVIDED ANTENNA MOUNT STRUCTURAL ANALYSIS AND ANY SUPPLEMENTAL CONSTRUCTION DRAWINGS (PROVIDED BY OTHERS).

RAD CENTER NOTE:
T-MOBILE RAD CENTER SHOWN IN RED TEXT BASED ON SBA-PROVIDED CO-LOCATION APPLICATION, EQUIPMENT DATABASE, AND STRUCTURAL ANALYSIS. THE SBA-PROVIDED ANTENNA RAD CENTER SHALL SUPERSEDE ANY CONFLICTING INFORMATION DERIVED FROM THE T-MOBILE RFDS.



EXISTING TOWER PHOTO (1 / A-2)
SCALE: N.T.S.

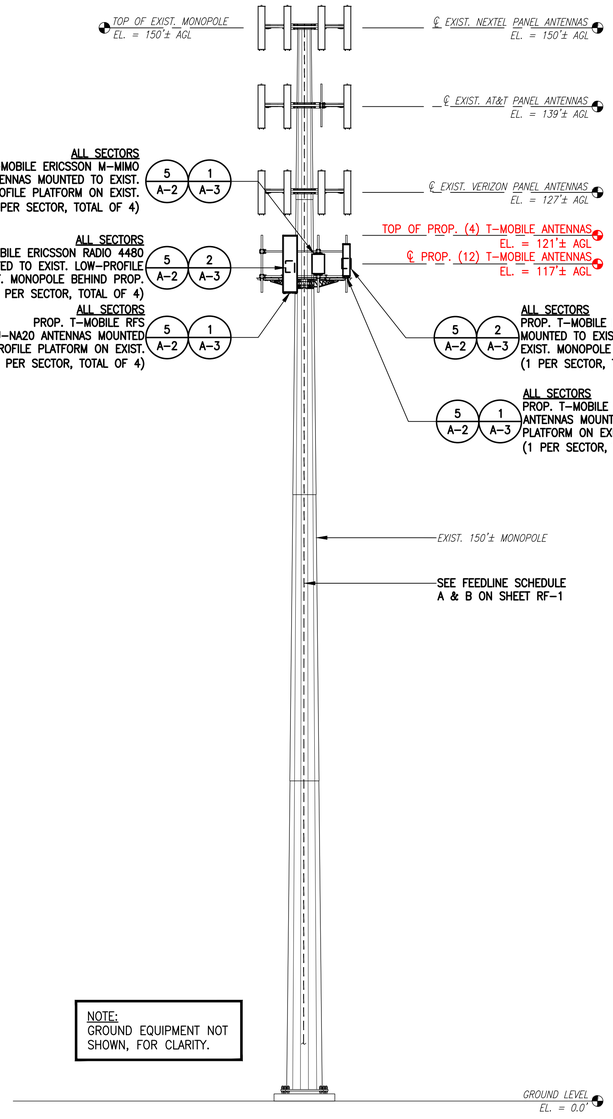

NOTE:
GROUND EQUIPMENT NOT SHOWN, FOR CLARITY.

TOWER ELEVATION (2 / A-2)
SCALE: 1" = 10'-0"
0 10' 20' 30'



EXISTING ANTENNA PHOTO (3 / A-2)
SCALE: N.T.S.

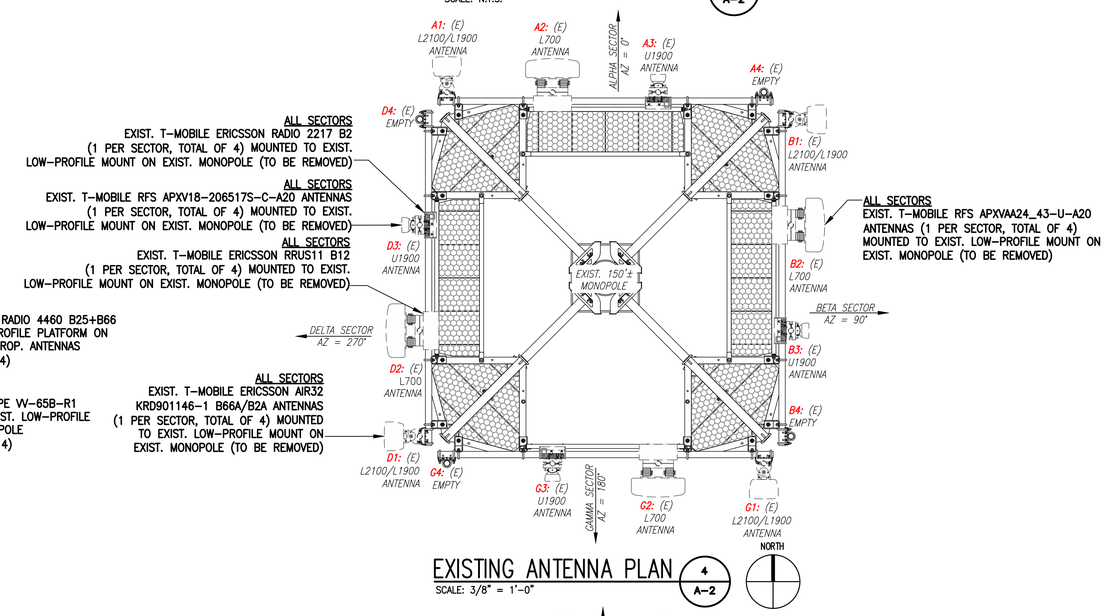

EXISTING ANTENNA PLAN (4 / A-2)
SCALE: 3/8" = 1'-0"

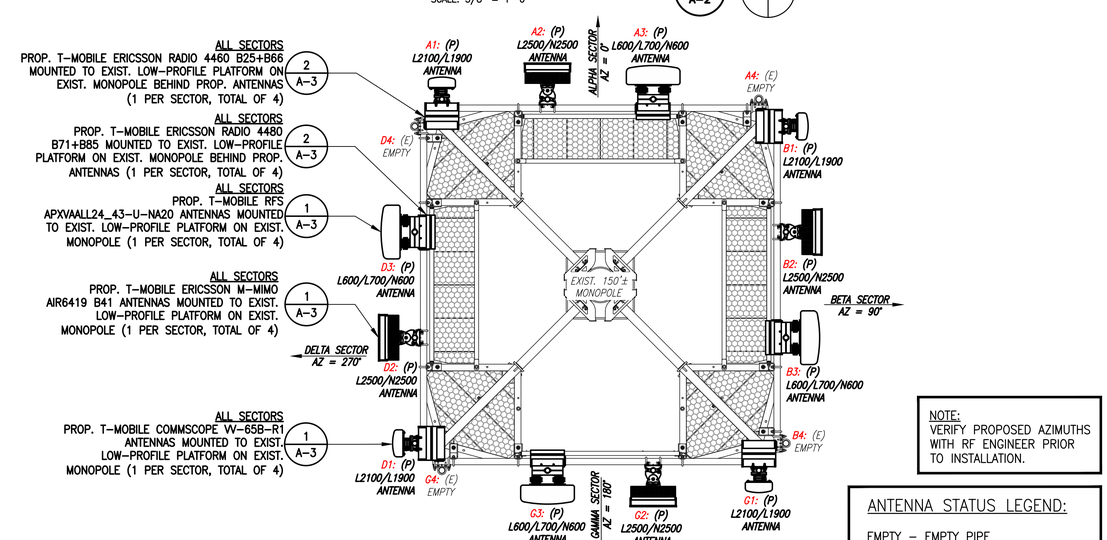

PROPOSED ANTENNA PLAN (5 / A-2)
SCALE: 3/8" = 1'-0"

NOTE:
VERIFY PROPOSED AZIMUTHS WITH RF ENGINEER PRIOR TO INSTALLATION.

ANTENNA STATUS LEGEND:

EMPTY – EMPTY PIPE

(E) – EXISTING
(P) – INSTALL
(F) – FUTURE

T-MOBILE NORTHEAST LLC
15 COMMERCE WAY, SUITE B
NORTON, MA 02766
(508) 286-2700

SBA
SBA COMMUNICATIONS CORP.
134 FLANDERS ROAD, SUITE 125
WESTBOROUGH, MA 01581
(508) 251-0720

CHAPPELL ENGINEERING ASSOCIATES, LLC
Civil · Structural · Land Surveying
R.K. EXECUTIVE CENTRE
201 BOSTON POST ROAD WEST, SUITE 101
MARLBOROUGH, MA 01752
(508) 481-7400
www.chappellengineering.com

STATE OF CONNECTICUT · JAMES M. FITZGERALD · No. 25997 · LICENSED · PROFESSIONAL CIVIL ENGINEER
8/11/2022

CHECKED BY: JMT
APPROVED BY: JMT

SUBMITTALS

REV.	DATE	DESCRIPTION	BY
0	06/13/22	ISSUED FOR CONSTRUCTION	JRV

SITE NUMBER:
CTNH549B

SITE ADDRESS:
382 COLEBROOK RIVER ROAD
WINSTED, CT 06098

SHEET TITLE
TOWER ELEVATIONS & ANTENNA PLAN

SHEET NUMBER
A-2

1815.484

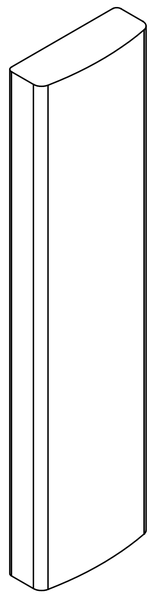

RFS APXVAALL24_43-U-NA20 ANTENNA

DIMENSIONS: 95.9"H x 24.0"W x 8.5"D
WEIGHT: 122.8 lbs
QUANTITY: 1 PER SECTOR, TOTAL OF 4

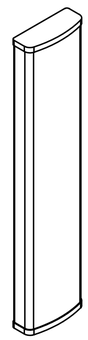

COMMSCOPE W-65B-R1 ANTENNA

DIMENSIONS: 54.7"H x 12.1"W x 4.6"D
WEIGHT: 23.8 lbs
QUANTITY: 1 PER SECTOR, TOTAL OF 4

ERICSSON M-MIMO AIR6419 B41 ANTENNA

DIMENSIONS: 36.3"H x 20.9"W x 9.0"D
WEIGHT: 83.3 lbs
QUANTITY: 1 PER SECTOR, TOTAL OF 4

ANTENNA DETAILS (1 / A-3)
SCALE: N.T.S.

ERICSSON RADIO 4480 B71+B85

DIMENSIONS: 19.2"H x 15.1"W x 7.5"D
WEIGHT: 92.6 lbs
QUANTITY: 1 PER SECTOR, TOTAL OF 4

ERICSSON RADIO 4460 B25+B66

DIMENSIONS: 17.0"H x 15.1"W x 11.9"D
WEIGHT: 104.0 lbs
QUANTITY: 1 PER SECTOR, TOTAL OF 4

RADIO DETAILS (2 / A-3)
SCALE: N.T.S.

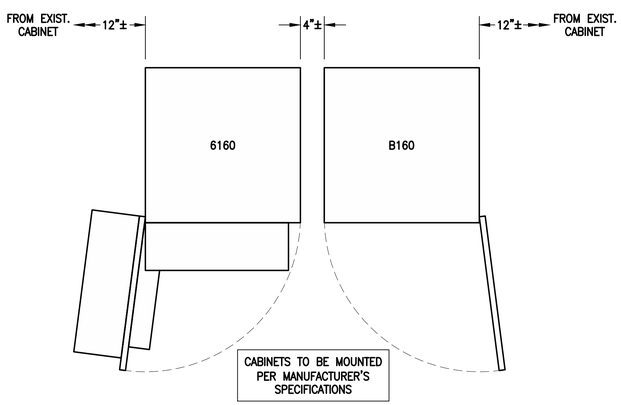

ERICSSON 6160 SITE SUPPORT CABINET

DIMENSIONS: 63.25"H x 26.0"W x 34.0"D
WEIGHT: 680.0 lbs
QUANTITY: TOTAL OF 1

ERICSSON B160 BATTERY CABINET

DIMENSIONS: 63.25"H x 26.0"W x 26.0"D
WEIGHT: 1771.0 lbs
QUANTITY: TOTAL OF 1

EQUIPMENT DETAIL (3 / A-3)
SCALE: N.T.S.

SLACKBOX – HOFFMAN 32FH91 NEMA 3R ENCLOSURE

DIMENSIONS: 24.0"H x 24.0"W x 12.0"D
QUANTITY: TOTAL OF 1

SSC DETAILS (4 / A-3)
SCALE: N.T.S.

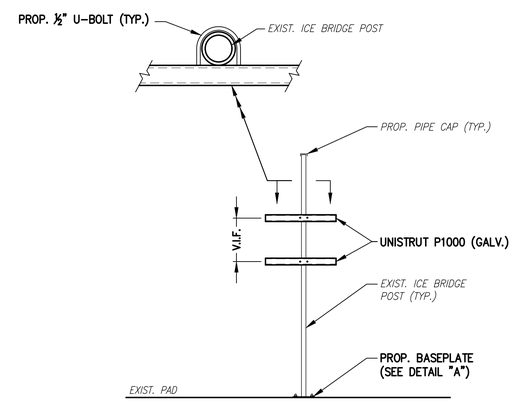

H-FRAME DETAIL (5 / A-3)
SCALE: N.T.S.

T-MOBILE NORTHEAST LLC
15 COMMERCE WAY, SUITE B
NORTON, MA 02766
(508) 286-2700

SBA COMMUNICATIONS CORP.
134 FLANDERS ROAD, SUITE 125
WESTBOROUGH, MA 01581
(508) 251-0720

CHAPPELL ENGINEERING ASSOCIATES, LLC
Civil ·Structural ·Land Surveying
R.K. EXECUTIVE CENTRE
201 BOSTON POST ROAD WEST, SUITE 101
MARLBOROUGH, MA 01752
(508) 481-7400
www.chappellengineering.com

STATE OF CONNECTICUT ★ JAMES M. FITZGERALD ★ No. 25997 LICENSED PROFESSIONAL CIVIL ENGINEER
8/11/2022

CHECKED BY: JMT

APPROVED BY: JMT

SUBMITTALS

REV.	DATE	DESCRIPTION	BY
0	06/13/22	ISSUED FOR CONSTRUCTION	JRV

SITE NUMBER:
CTNH549B

SITE ADDRESS:
382 COLEBROOK RIVER ROAD
WINSTED, CT 06098

SHEET TITLE
SITE DETAILS

SHEET NUMBER
A-3

1815.484

FINAL ANTENNA CONFIGURATION

SECTOR	ANTENNA	RAD CENTER	AZIMUTH (TRUE NORTH)	MECHANICAL DOWNTILT	ELECTRICAL DOWNTILT	BAND	TMA/RADIOS	SIGNAL CABLES
ALPHA	A1 COMMSCOPE VV-65B-R1	117'± AGL	0°	0°	0°	L2100/L1900	ERICSSON RADIO 4460 B25+B66	*(4) 1-5/8" (6x12) HCS FIBER CABLE* (3) 2" (6x24) HCS FIBER CABLES
	A2 ERICSSON M-MIMO AIR6419 B41	117'± AGL	0°	0°	0°	L2500/N2500	–	
	A3 RFS APXVAALL24_43-U-NA20	117'± AGL	0°	0°	0°	L700/L600/N600	ERICSSON RADIO 4480 B71+B85	
	A4 EMPTY PIPE	–	–	–	–	–	–	
BETA	B1 COMMSCOPE VV-65B-R1	117'± AGL	90°	0°	0°	L2100/L1900	ERICSSON RADIO 4460 B25+B66	
	B2 ERICSSON M-MIMO AIR6419 B41	117'± AGL	90°	0°	0°	L2500/N2500	–	
	B3 RFS APXVAALL24_43-U-NA20	117'± AGL	90°	0°	0°	L700/L600/N600	ERICSSON RADIO 4480 B71+B85	
	B4 EMPTY PIPE	–	–	–	–	–	–	
GAMMA	G1 COMMSCOPE VV-65B-R1	117'± AGL	180°	0°	0°	L2100/L1900	ERICSSON RADIO 4460 B25+B66	
	G2 ERICSSON M-MIMO AIR6419 B41	117'± AGL	180°	0°	0°	L2500/N2500	–	
	G3 RFS APXVAALL24_43-U-NA20	117'± AGL	180°	0°	0°	L700/L600/N600	ERICSSON RADIO 4480 B71+B85	
	G4 EMPTY PIPE	–	–	–	–	–	–	
DELTA	D1 COMMSCOPE VV-65B-R1	117'± AGL	270°	0°	0°	L2100/L1900	ERICSSON RADIO 4460 B25+B66	
	D2 ERICSSON M-MIMO AIR6419 B41	117'± AGL	270°	0°	0°	L2500/N2500	–	
	D3 RFS APXVAALL24_43-U-NA20	117'± AGL	270°	0°	0°	L700/L600/N600	ERICSSON RADIO 4480 B71+B85	
	D4 EMPTY PIPE	–	–	–	–	–	–	

CABLE NOTE: SEE FEEDLINE SCHEDULE A & B BELOW.

NOTE: RFDS REV2 – 05/26/22

FEEDLINE SCHEDULE

SCHEDULE	FEEDLINES	LOCATION
A	*EXISTING TO REMAIN:* *(1) 1/2" COAX CABLE FOR GPS ANTENNA* *(4) 1-5/8" (6x12) HCS FIBER CABLES* *EXISTING TO BE REMOVED:* *NONE*	ROUTED PER STRUCTURAL ANALYSIS
B	PROPOSED: (3) 2" (6x24) HCS FIBER CABLES	

NOTE:
EXISTING T-MOBILE EQUIPMENT FEEDLINE INVENTORY BASED ON OBSERVED FIELD CONDITIONS. RFDS AND FEEDLINE LEASING ENTITLEMENTS MAY DIFFER.

RAN EQUIPMENT

CABINET	EXISTING	PROPOSED
ERICSSON RBS6102 MU AC	*(1) DUW30* *(1) BB 6630*	*(1) BB 6630* (1) RP 6651
ERICSSON 6160	*N/A*	(1) RP 6651 (3) PSU 4813 vR4A (1) CSR IXRe V2

NOTE:
RAN EQUIPMENT IS BASED ON RFDS REV2 DATED 05/26/22.

T-MOBILE NORTHEAST LLC
15 COMMERCE WAY, SUITE B
NORTON, MA 02766
(508) 286-2700

SBA COMMUNICATIONS CORP.
134 FLANDERS ROAD, SUITE 125
WESTBOROUGH, MA 01581
(508) 251-0720

CHAPPELL ENGINEERING ASSOCIATES, LLC
Civil ·Structural ·Land Surveying
R.K. EXECUTIVE CENTRE
201 BOSTON POST ROAD WEST, SUITE 101
MARLBOROUGH, MA 01752
(508) 481-7400
www.chappellengineering.com

STATE OF CONNECTICUT ★ JAMES M. FITZGERALD ★ No. 25997 LICENSED PROFESSIONAL CIVIL ENGINEER
8/11/2022

CHECKED BY: JMT

APPROVED BY: JMT

SUBMITTALS

REV.	DATE	DESCRIPTION	BY
0	06/13/22	ISSUED FOR CONSTRUCTION	JRV

SITE NUMBER:
CTNH549B

SITE ADDRESS:
382 COLEBROOK RIVER ROAD
WINSTED, CT 06098

SHEET TITLE
RF DATA

SHEET NUMBER
RF-1

1815.484

EXISTING POWER PANEL PHOTOS (1 / E-1)

SCALE: NOT TO SCALE

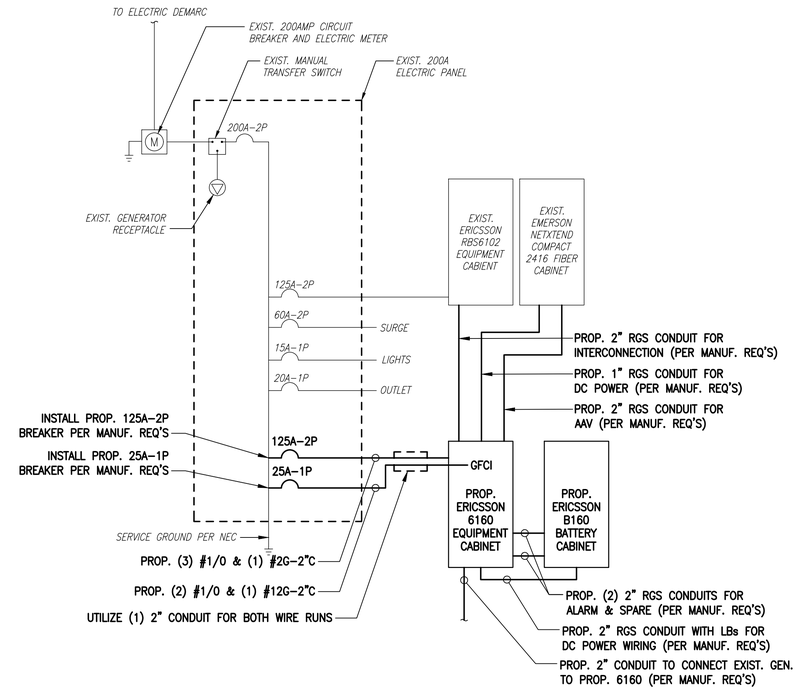

ONE LINE DIAGRAM (2 / E-1)

SCALE: NOT TO SCALE

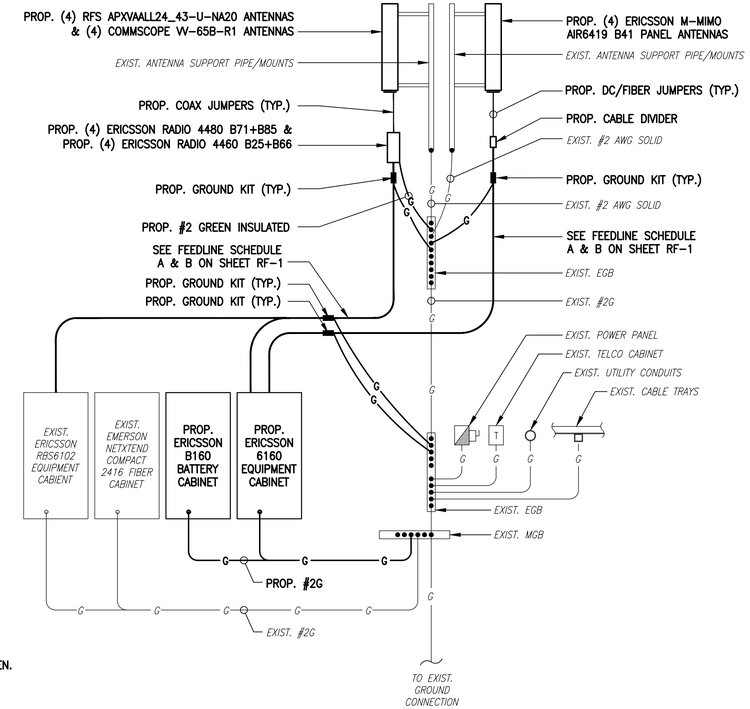

GROUNDING RISER DIAGRAM (3 / E-1)

SCALE: NOT TO SCALE

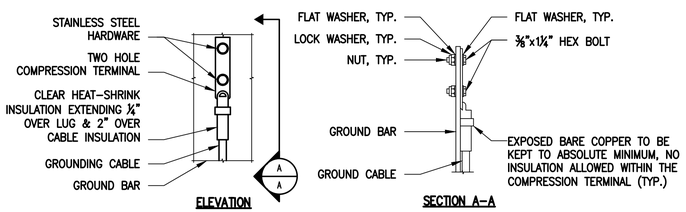

NOTES:

1. "DOUBLING UP" OR "STACKING" OF CONNECTION IS NOT PERMITTED.
2. OXIDE INHIBITING COMPOUND TO BE USED AT ALL LOCATIONS.
3. CADWELL DOWNLEADS FROM UPPER EGB, LOWER EGB AND MGB.

TYPICAL GROUND BAR CONNECTIONS DETAIL (4 / E-1)

SCALE: NOT TO SCALE

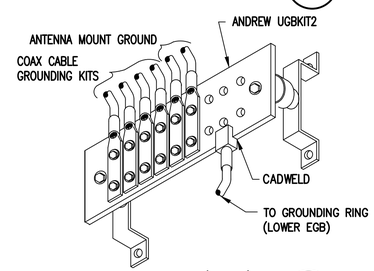

GROUND BAR (EGB) (5 / E-1)

SCALE: NOT TO SCALE

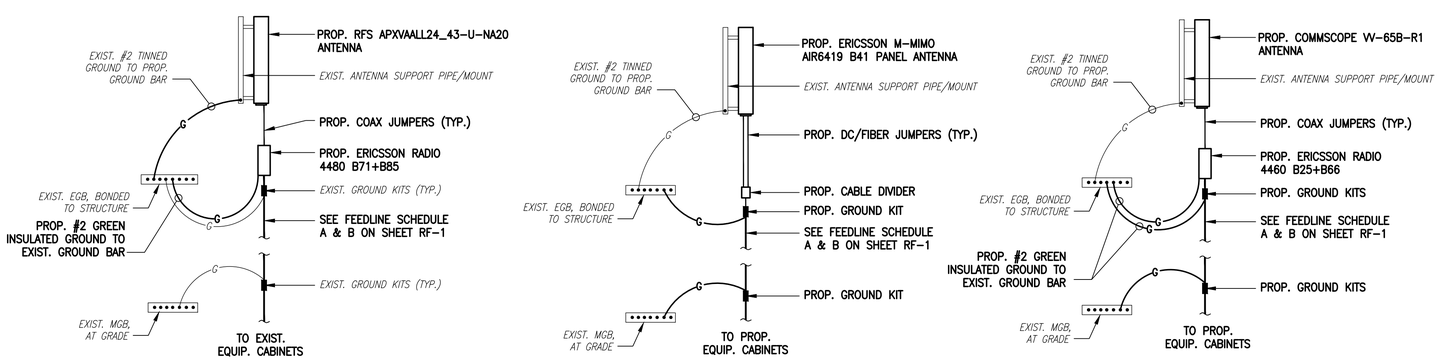

COAX CABLE CONNECTION AND GROUNDING DETAIL (6 / E-1)

SCALE: NOT TO SCALE

ELECTRICAL AND GROUNDING NOTES

1. ALL ELECTRICAL WORK SHALL CONFORM TO THE REQUIREMENTS OF THE NATIONAL ELECTRICAL CODE (NEC) AS WELL AS APPLICABLE STATE AND LOCAL CODES.
2. ALL ELECTRICAL ITEMS SHALL BE U.L. APPROVED OR LISTED AND PROCURED PER SPECIFICATION REQUIREMENTS.
3. THE ELECTRICAL WORK INCLUDES ALL LABOR AND MATERIAL DESCRIBED BY DRAWINGS AND SPECIFICATION INCLUDING INCIDENTAL WORK TO PROVIDE COMPLETE OPERATING AND APPROVED ELECTRICAL SYSTEM.
4. GENERAL CONTRACTOR SHALL PAY FEES FOR PERMITS, AND IS RESPONSIBLE FOR OBTAINING SAID PERMITS AND COORDINATION OF INSPECTIONS.
5. ELECTRICAL AND TELCO WIRING OUTSIDE A BUILDING AND EXPOSED TO WEATHER SHALL BE IN WATER TIGHT GALVANIZED RIGID STEEL CONDUITS OR SCHEDULE 80 PVC (AS PERMITTED BY CODE) AND WHERE REQUIRED IN LIQUID TIGHT FLEXIBLE METAL OR NONMETALLIC CONDUITS.
6. BURIED CONDUIT SHALL BE SCHEDULE 40 PVC.
7. ELECTRICAL WIRING SHALL BE COPPER WITH TYPE XHHW, THWN, OR THHNINSULATION.
8. RUN ELECTRICAL CONDUIT OR CABLE BETWEEN ELECTRICAL UTILITY DEMARCATION POINT AND PROJECT OWNER CELL SITE PPC AS INDICATED ON THIS DRAWING. PROVIDE FULL LENGTH PULL ROPE. COORDINATE INSTALLATION WITH UTILITY COMPANY.
9. RUN TELCO CONDUIT OR CABLE BETWEEN TELEPHONE UTILITY DEMARCATION POINT AND PROJECT OWNER CELL SITE TELCO CABINET AND BTS CABINET AS INDICATED ON THIS DRAWING PROVIDE FULL LENGTH PULL ROPE IN INSTALLED TELCO CONDUIT. PROVIDE GREENLEE CONDUIT MEASURING TAPE AT EACH END.
10. WHERE CONDUIT BETWEEN BTS AND PROJECT OWNER CELL SITE PPC AND BETWEEN BTS AND PROJECT OWNER CELL SITE TELCO SERVICE CABINET ARE UNDERGROUND USE PVC, SCHEDULE 40 CONDUIT. ABOVE THE GROUND PORTION OF THESE CONDUITS SHALL BE PVC CONDUIT.
11. ALL EQUIPMENT LOCATED OUTSIDE SHALL HAVE NEMA 3R ENCLOSURE.
12. PPC SUPPLIED BY PROJECT OWNER.
13. GROUNDING SHALL COMPLY WITH NEC ART. 250. ADDITIONALLY, GROUNDING, BONDING AND LIGHTNING PROTECTION SHALL BE DONE IN ACCORDANCE WITH "T-MOBILE BTS SITE GROUNDING STANDARDS".
14. GROUND COAXIAL CABLE SHIELDS MINIMUM AT BOTH ENDS USING MANUFACTURERS COAX CABLE GROUNDING KITS SUPPLIED BY PROJECT OWNER.
15. USE #6 COPPER STRANDED WIRE WITH GREEN COLOR INSULATION FOR ABOVE GRADE GROUNDING (UNLESS OTHERWISE SPECIFIED) AND #2 SOLID TINNED BARE COPPER WIRE FOR BELOW GRADE GROUNDING AS INDICATED ON THE DRAWING.
16. ALL GROUND CONNECTIONS TO BE BURNDY HYGROUND COMPRESSION TYPE CONNECTORS OR CADWELD EXOTHERMIC WELD. DO NOT ALLOW BARE COPPER WIRE TO BE IN CONTACT WITH GALVANIZED STEEL.
17. ROUTE GROUNDING CONDUCTORS ALONG THE SHORTEST AND STRAIGHTEST PATH POSSIBLE, EXCEPT AS OTHERWISE INDICATED. GROUNDING LEADS SHOULD NEVER BE BENT AT RIGHT ANGLE. ALWAYS MAKE AT LEAST 12" RADIUS BENDS. #6 WIRE CAN BE BENT AT 8" RADIUS WHEN NECESSARY. BOND ANY METAL OBJECTS WITHIN 6 FEET OF PROJECT OWNER EQUIPMENT OR CABINET TO MASTER GROUND BAR OR GROUNDING RING.
18. CONNECTIONS TO GROUND BARS SHALL BE MADE WITH TWO HOLE COMPRESSION TYPE COPPER LUGS. APPLY OXIDE INHIBITING COMPOUND TO ALL LOCATIONS.
19. APPLY OXIDE INHIBITING COMPOUND TO ALL COMPRESSION TYPE GROUND CONNECTIONS.
20. CONTRACTOR SHALL PROVIDE AND INSTALL OMNI DIRECTIONAL ELECTRONIC MARKER SYSTEM (EMS) BALLS OVER EACH GROUND ROD AND BONDING POINT BETWEEN EXIST. TOWER/ MONOPOLE GROUNDING RING AND EQUIPMENT GROUNDING RING.
21. CONTRACTOR SHALL TEST COMPLETED GROUND SYSTEM AND RECORD RESULTS FOR PROJECT CLOSE-OUT DOCUMENTATION. 5 OHMNS MINIMUM RESISTANCE REQUIRED.
22. CONTRACTOR SHALL CONDUCT ANTENNA, COAX, AND LNA RETURN-LOSS AND DISTANCE- TO-FAULT MEASUREMENTS (SWEEP TESTS) AND RECORD RESULTS FOR PROJECT CLOSE OUT.

T-MOBILE NORTHEAST LLC
15 COMMERCE WAY, SUITE B
NORTON, MA 02766
(508) 286-2700

SBA
SBA COMMUNICATIONS CORP.
134 FLANDERS ROAD, SUITE 125
WESTBOROUGH, MA 01581
(508) 251-0720

CHAPPELL ENGINEERING ASSOCIATES, LLC
Civil · Structural · Land Surveying
R.K. EXECUTIVE CENTRE
201 BOSTON POST ROAD WEST, SUITE 101
MARLBOROUGH, MA 01752
(508) 481-7400
www.chappellengineering.com

STATE OF CONNECTICUT · JAMES M. FITZGERALD · No. 25997 · LICENSED PROFESSIONAL CIVIL ENGINEER

8/11/2022

CHECKED BY: JMT

APPROVED BY: JMT

SUBMITTALS

REV.	DATE	DESCRIPTION	BY
0	06/13/22	ISSUED FOR CONSTRUCTION	JRV

SITE NUMBER: CTNH549B

SITE ADDRESS: 382 COLEBROOK RIVER ROAD WINSTED, CT 06098

SHEET TITLE: ELECTRIC & GROUNDING DETAILS

SHEET NUMBER: E-1

1815.484

Exhibit 7

Structural Analysis Report

Tower Engineering Solutions
Phone (972) 483-0607, Fax (972) 975-9615
1320 Greenway Drive, Suite 600, Irving, Texas 75038

Structural Analysis Report

Existing 150 ft PennSummit Monopole

Customer Name: SBA Communications Corp

Customer Site Number: CT13613-A

Customer Site Name: Johnson

Carrier Name: T-Mobile (App#: 201208, v1)

Carrier Site ID / Name: CTNH549B / CTNH549B

Site Location: 382 Colebrook River Rd

Colebrook, Connecticut

Litchfield County

Latitude: 41.992083

Longitude: -73.039805

STATE OF CONNECTICUT
JARRYD TIBBETTS
No. 34170
LICENSED
PROFESSIONAL ENGINEER

7/29/

Analysis Result:

Max Structural Usage: 53.8% [Pass]

Max Foundation Usage: 32% [Pass]

Additional Usage Caused by New Mount/Mount Modification: N/A

Report Prepared By: Bikkey Shah

Tower Engineering Solutions
Phone (972) 483-0607, Fax (972) 975-9615
1320 Greenway Drive, Suite 600, Irving, Texas 75038

Structural Analysis Report

Existing 150 ft PennSummit Monopole

Customer Name: SBA Communications Corp

Customer Site Number: CT13613-A

Customer Site Name: Johnson

Carrier Name: T-Mobile (App#: 201208, v1)

Carrier Site ID / Name: CTNH549B / CTNH549B

Site Location: 382 Colebrook River Rd

Colebrook, Connecticut

Litchfield County

Latitude: 41.992083

Longitude: -73.039805

Analysis Result:

Max Structural Usage: 53.8% [Pass]

Max Foundation Usage: 32% [Pass]

Additional Usage Caused by New Mount/Mount Modification: N/A

Report Prepared By: Bikkey Shah

Introduction

The purpose of this report is to summarize the analysis results on the 150 ft PennSummit Monopole to support the proposed antennas and transmission lines in addition to those currently installed. Any modification listed under Sources of Information was assumed completed and was included in this analysis.

Sources of Information

Tower Drawings	Paul J. Ford; Job #29205-0113; dated 5/24/2005
Foundation Drawing	Paul J. Ford; Job #29205-0113; dated 5/24/2005
Geotechnical Report	JGI Eastern, Inc; Project #05268G; dated 5/16/2005
Modification Drawings	N/A
Mount Analysis	TES Job #132117; dated 07/25/2022

Analysis Criteria

The rigorous analysis was performed in accordance with the requirements and stipulations of the TIA-222-G-2**.** In accordance with this standard, the structure was analyzed using **TESPoles,** a proprietary analysis software. The program considers the structure as an elastic 3-D model with second-order effects and temperature effects incorporated in the analysis. The analysis was performed using multiple wind directions.

Wind Speed Used in the Analysis:	Ultimate Design Wind Speed V_{ult} = 115 mph (3-Sec. Gust)/ Nominal Design Wind Speed V_{asd} = 89.0 mph (3-Sec. Gust)
Wind Speed with Ice:	50 mph (3-Sec. Gust) with 3/4" radial ice concurrent
Operational Wind Speed:	60 mph + 0" Radial ice
Standard/Codes:	TIA-222-G-2 / 2015 IBC / 2018 Connecticut State Building Code
Exposure Category:	B
Structure Class:	II
Topographic Category:	1
Crest Height:	0 ft
Seismic Parameters:	S_S = 0.175, S_1 = 0.065

This structural analysis is based upon the tower being classified as a Structure Class II; however, if a different classification is required subsequent to the date hereof, the tower classification will be changed to meet such requirement and a new structural analysis will be run.

Existing Antennas, Mounts and Transmission Lines

The table below summarizes the antennas, mounts and transmission lines that were considered in the analysis as existing on the tower.

Items	Elevation (ft)	Qty.	Antenna Descriptions	Mount Type & Qty.	Transmission Lines	Owner
1	150.0	12	Decibel DB846G90A-XY	Low Profile Platform	(12) 1 5/8"	Nextel*
2	139.0	6	Powerwave 7770	Low Profile Platform	(12) 1 5/8" (1) 3/4" DC (1) 7/16" Fiber	AT&T
3		1	Kathrein 800 10764			
4		2	KMW AM-X-CD-16-65-00T-RET			
5		6	Powerwave LGP 21401			
6		6	Powerwave LGP 13519			
7		6	Ericsson RRUS 11			
8		1	Raycap DC6-48-60-18-8F - SP			
9		1	Commscope ABT-DFDM-ADBH - Bias T			
10	127.0	6	Commscope NHH-85B-R2B - Panel	Low Profile Platform	(11) 1 5/8" (1) 1 5/8" Hybrid	Verizon
11		3	Samsung MT6407-77A - Panel			
12		3	Commscope TD-850B-LTE78-43-Diplexer / Dual Coupler			
13		3	Samsung RFV01U-D2A RRU			
14		3	Samsung RFV01U-D1A RRU			
15		1	RFS DB-C1-12C-24ab-0Z-OVP			
-	117.0	4	Ericsson Air 32 KRD901146-1_B66A_B2A Panel	SitePro F4P-10W w/ F4P-HRK10 Handrail Kit	(4) 1 5/8" Fiber	T-Mobile
-		4	RFS APXVAA24_43-U-A20 Panel			
-		4	RFS APXV18-206517S-A20 Panel			
-		4	Ericsson 4480 B71 + B85 RRU			
-		4	Ericsson RRU 2217 B2 RRU			
21	65.0	2	Motorola RRA4905A	Direct	(2) 1/2"	Verizon

*Equipment is terminated but not yet removed.

Proposed Carrier's Final Configuration of Antennas, Mounts and Transmission Lines

Information pertaining to the proposed carrier's final configuration of antennas and transmission lines was provided by SBA Communications Corp. The proposed antennas and lines are listed below.

Items	Elevation (ft)	Qty.	Antenna Descriptions	Mount Type & Qty.	Transmission Lines	Owner
16	117.0	4	Commscope VV-65B-R1 Panel	SitePro F4P-10W w/ F4P-HRK10 Handrail Kit	(4) 1 5/8" Fiber (3) 1.9" Fiber	T-Mobile
17		4	RFS APXVAALL24_43-U-NA20 Panel			
18		4	Ericsson AIR6419 B41 Panel			
19		4	Ericsson 4480 B71 + B85 RRU			
20		4	Ericsson 4460 B25 + B66 RRU			

See the attached coax layout for the line placement considered in the analysis.

Analysis Results

The results of the structural analysis, performed for the wind and ice loading and antenna equipment as defined above, are summarized as the following:

	Pole shafts	Anchor Bolts	Base Plate
Max. Usage:	**53.8%**	**40.2%**	**45.9%**
Pass/Fail	**Pass**	**Pass**	**Pass**

Foundations

	Moment (Kip-Ft)	Shear (Kips)	Axial (Kips)
Analysis Reactions	2736.0	24.8	51.2

The foundation has been investigated using the supplied documents and soils report and was found adequate. Therefore, no modification to the foundation will be required.

Operational Condition (Rigidity):

Operational characteristics of the tower are found to be within the limits prescribed by TIA-222 for the installed antennas. The maximum twist/sway at the elevation of the proposed equipment is 0.9115 degrees under the operational wind speed as specified in the Analysis Criteria.

Conclusions

Based on the analysis results, the existing structure and its foundation were found to be adequate to safely support the existing and proposed equipment and meet the minimum requirements per the TIA-222 Standard under the design basic wind speed as specified in the Analysis Criteria.

Standard Conditions

1. This analysis was performed based on the information supplied to **(TES) Tower Engineering Solutions, LLC.** Verification of the information provided was not included in the Scope of Work for **TES**. The accuracy of the analysis is dependent on the accuracy of the information provided.

2. The structural analysis was performance based upon the evidence available at the time of this report. All information provided by the client is considered to be accurate.

3. The analyses will be performed based on the codes as specified by the client or based on the best knowledge of the engineering staff of **TES**. In the absence of information to the contrary, all work will be performed in accordance with the latest relevant revision of ANSI/TIA-222. If wind speed and/or ice loads are different from the minimum values recommended by the ANSI/TIA-222 standard or other codes, **TES** should be notified in writing and the applicable minimum values provided by the client.

4. The configuration of the existing mounts, antennas, coax and other appurtenances were supplied by the customer for the current structural analysis. **TES** has not visited the tower site to verify the adequacy of the information provided. If there is any discrepancy found in the report regarding the existing conditions, **TES** should be notified immediately to evaluate the effect of the discrepancy on the analysis results.

5. The client will assume responsibility for rework associated with the differences in initially provided information, including tower and foundation information, existing and/or proposed equipment and transmission lines.

6. If a feasibility analysis was performed, final acceptance of changed conditions shall be based upon a rigorous structural analysis.

Usage Diagram - Max Ratio 53.82% at 51.0ft

Structure:	CT13613-A-SBA	**Code:**	EIA/TIA-222-G	7/29/2022
Site Name:	Johnson	**Exposure:**	B	
Height:	150.00 (ft)	**Gh:**	1.1	
Base Elev:	0.000 (ft)			Page: 1

Tower Engineering Solutions

Dead Load Factor:	1.20	**Iterations:**	22
Wind Load Factor:	1.60		

Load Case : 1.2D + 1.6W 89 mph Wind

Copyright © 2022 by Tower Engineering Solutions, LLC. All rights reserved.

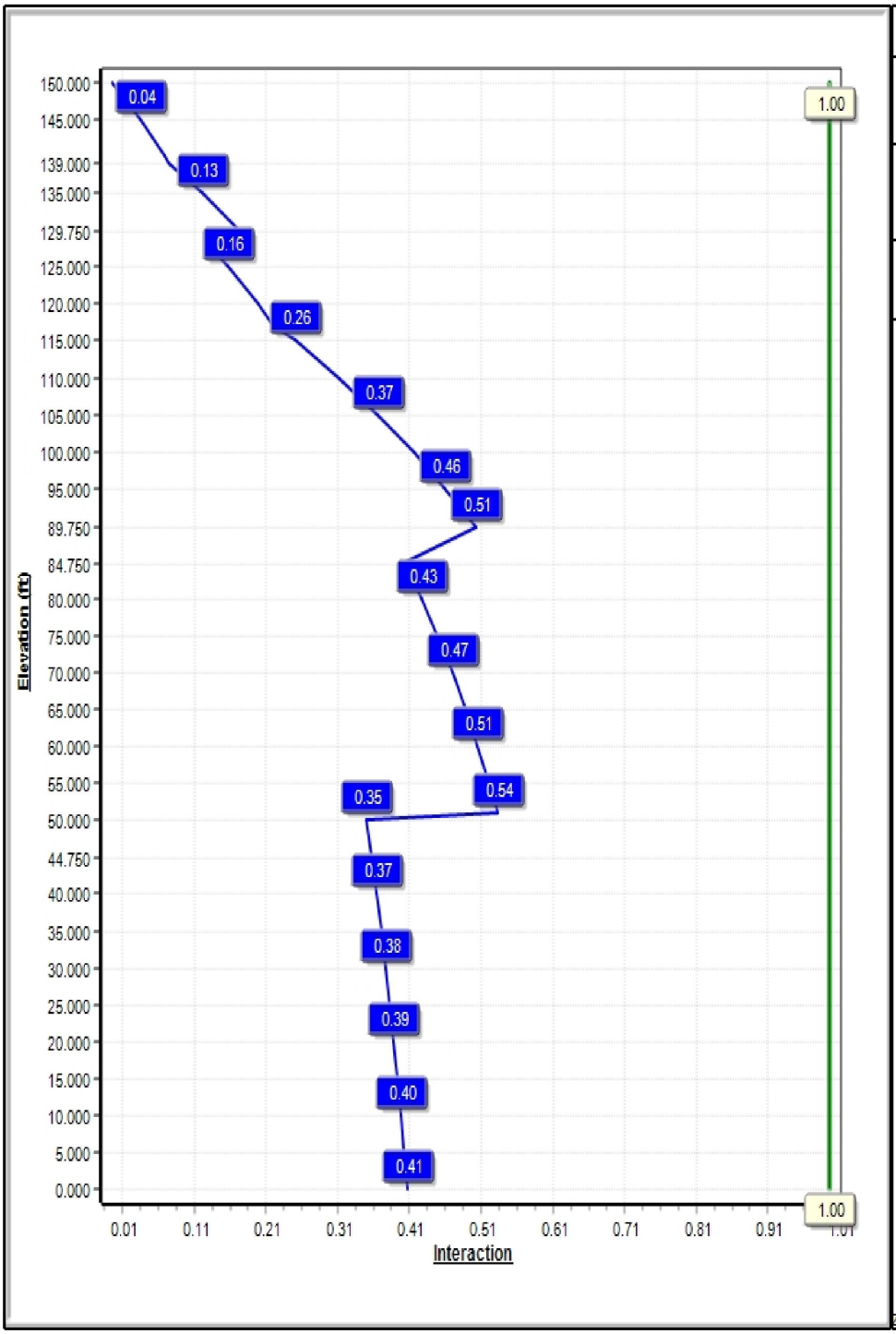

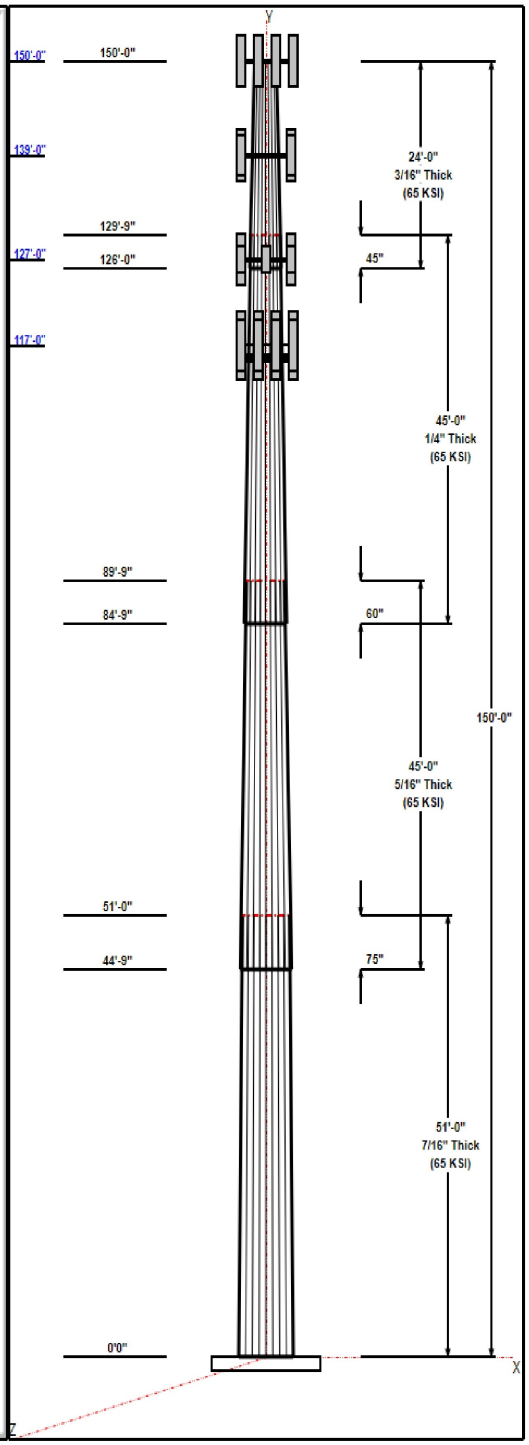

Structure: CT13613-A-SBA

Type:	Tapered	**Base Shape:**	18 Sided	7/29/2022
Site Name:	Johnson	**Taper:**	0.26000	
Height:	150.00 (ft)			
Base Elev:	0.00 (ft)			Page: 2

Tower Engineering Solutions

Shaft Properties

Seq	Length (ft)	Top (in)	Bottom (in)	Thick (in)	Joint Type	Taper	Grade (ksi)
1	51.00	46.74	60.00	0.438		0.26000	65
2	45.00	37.29	48.99	0.313	Slip	0.26000	65
3	45.00	27.39	39.09	0.250	Slip	0.26000	65
4	24.00	22.50	28.74	0.188	Slip	0.26000	65

Discrete Appurtenances

Attach Elev (ft)	Force Elev (ft)	Qty	Description	Carrier
150.00	150.00	1	Low Profile Platform	Nextel
150.00	150.00	12	Decibel DB846G90A-XY	Nextel
139.00	139.00	1	Low Profile Platform	AT&T
139.00	139.00	6	Powerwave 7770	AT&T
139.00	139.00	1	Kathrein 800 10764	AT&T
139.00	139.00	2	KMW	AT&T
139.00	139.00	6	Powerwave LGP 21401	AT&T
139.00	139.00	6	Powerwave LGP 13519	AT&T
139.00	139.00	6	Ericsson RRUS 11	AT&T
139.00	139.00	1	Raycap DC6-48-60-18-8F -	AT&T
139.00	139.00	1	Commscope	AT&T
127.00	127.00	1	Low Profile Platform	Verizon
127.00	127.00	6	Commscope	Verizon
127.00	127.00	3	Samsung MT6407-77A	Verizon
127.00	127.00	3	Commscope	Verizon
127.00	127.00	3	Samsung RFV01U-D2A	Verizon
127.00	127.00	3	Samsung RFV01U-D1A	Verizon
127.00	127.00	1	RFS	Verizon
117.00	117.00	1	SitePro F4P-10W	T-Mobile
117.00	117.00	1	F4P-HRK10	T-Mobile
117.00	117.00	4	VV-65B-R1	T-Mobile
117.00	117.00	4	APXVAALL24_43-U-NA20	T-Mobile
117.00	117.00	4	AIR6419 B41	T-Mobile
117.00	117.00	4	4460 B25 + B66	T-Mobile
117.00	117.00	16	(1) 8'x2.375" mount pipe	T-Mobile
117.00	117.00	4	Ericsson 4480 B71 + B85	T-Mobile
65.00	65.00	2	Motorola RRA4905A	Verizon

Linear Appurtenances

Elev From (ft)	Elev To (ft)	Placement	Description	Carrier
0.00	150.00	Inside	1 5/8" Coax	Nextel
0.00	139.00	Inside	1 5/8" Coax	AT&T
0.00	139.00	Inside	3/4" DC	AT&T
0.00	139.00	Inside	7/16" Fiber	AT&T
0.00	127.00	Inside	1 5/8" Coax	Verizon
0.00	127.00	Inside	1 5/8" Hybrid	Verizon
0.00	117.00	Inside	1 5/8" Fiber	T-Mobile
0.00	117.00	Inside	2" Conduit	T-Mobile
0.00	65.00	Outside	1/2" Coax	Verizon

Anchor Bolts

Qty	Specifications	Grade (ksi)	Arrangement
20	2.25" 18J	75.0	Cluster

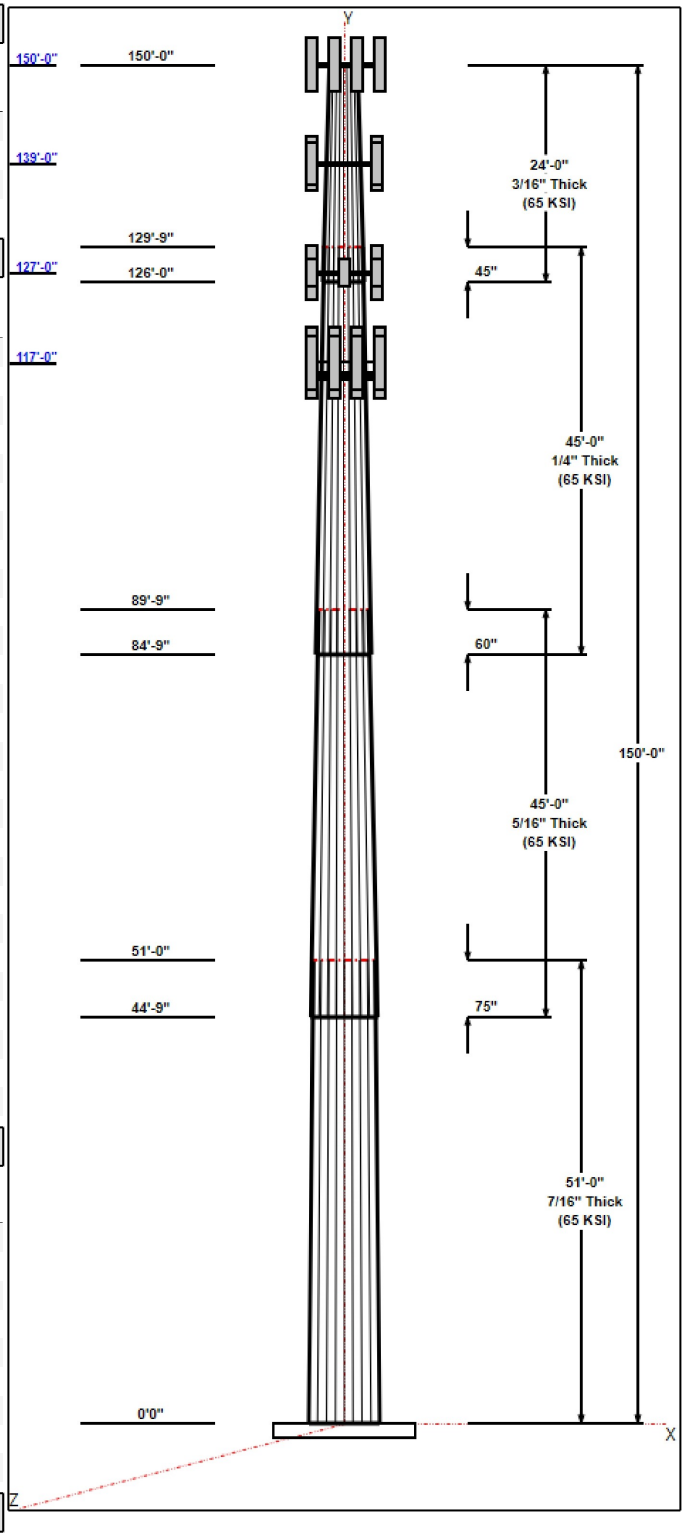

Copyright © 2022 by Tower Engineering Solutions, LLC. All rights reserved.

Base Plate

Thickness (in)	Specifications (in)	Grade (ksi)	Geometry
2.7500	66.0	50.0	Clipped

Reactions

Load Case	Moment (FT-Kips)	Shear (Kips)	Axial (Kips)
1.2D + 1.6W 89 mph Wind	2736.0	24.8	51.2
0.9D + 1.6W 89 mph Wind	2712.3	24.8	38.4
1.2D + 1.0Di + 1.0Wi 50 mph Wind	922.4	8.4	79.1
1.2D + 1.0E	176.8	1.6	51.3
0.9D + 1.0E	175.2	1.6	38.4
1.0D + 1.0W 60 mph Wind	773.0	7.1	42.7

Copyright © 2022 by Tower Engineering Solutions, LLC. All rights reserved.

Structure: CT13613-A-SBA - Coax Line Placement

Type: Monopole
Site Name: Johnson
Height: 150.00 (ft)

7/29/2022

Tower Engineering Solutions

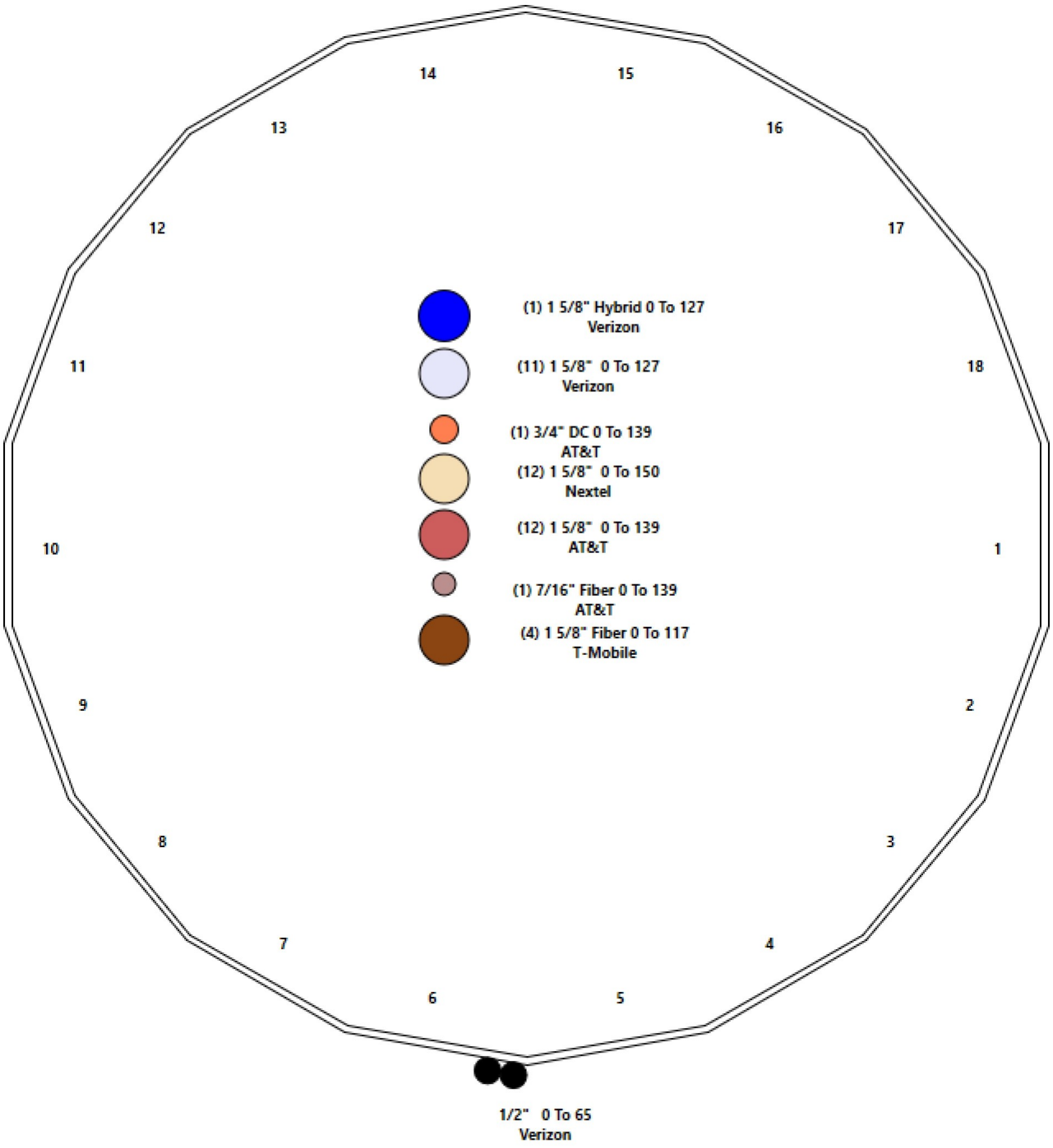

Copyright © 2022 by Tower Engineering Solutions, LLC. All rights reserved.

Shaft Properties

Structure:	CT13613-A-SBA		**Code:**	TIA-222-G	7/29/2022
Site Name:	Johnson		**Exposure:**	B	
Height:	150.00 (ft)		**Crest Height:**	0.00	
Base Elev:	0.000 (ft)		**Site Class:**	D - Stiff Soil	
Gh:	1.1	**Topography:** 1	**Struct Class:**	II	Page: 5

Tower Engineering Solutions

Sec. No.	Shape	Length (ft)	Thick (in)	Fy (ksi)	Joint Type	Overlap (in)	Weight (lb)
1	18	51.000	0.4375	65		0.00	12,755
2	18	45.000	0.3125	65	Slip	75.00	6,504
3	18	45.000	0.2500	65	Slip	60.00	4,008
4	18	24.000	0.1875	65	Slip	45.00	1,236
					Total Shaft Weight:		**24,504**

	Bottom						Top						
Sec. No.	**Dia (in)**	**Elev (ft)**	**Area (sqin)**	**Ix (in^4)**	**W/t Ratio**	**D/t Ratio**	**Dia (in)**	**Elev (ft)**	**Area (sqin)**	**Ix (in^4)**	**W/t Ratio**	**D/t Ratio**	**Taper**
1	60.00	0.00	82.71	37071.59	22.77	137.14	46.74	51.00	64.29	17415.4	17.43	106.8	0.260000
2	48.99	44.75	48.28	14453.71	26.23	156.77	37.29	89.75	36.68	6335.88	19.63	119.3	0.260000
3	39.09	84.75	30.82	5873.84	26.16	156.36	27.39	129.75	21.53	2004.07	17.91	109.5	0.260000
4	28.74	126.0	16.99	1750.16	25.62	153.28	22.50	150.00	13.28	835.20	19.75	120.0	0.260000

Copyright © 2022 by Tower Engineering Solutions, LLC. All rights reserved.

Load Summary

Structure:	CT13613-A-SBA	**Code:**	TIA-222-G	7/29/2022	
Site Name:	Johnson	**Exposure:**	B		
Height:	150.00 (ft)	**Crest Height:**	0.00		
Base Elev:	0.000 (ft)	**Site Class:**	D - Stiff Soil		
Gh:	1.1 **Topography:** 1	**Struct Class:**	II	Page: 6	

Tower Engineering Solutions

Discrete Appurtenances

No.	Elev (ft)	Description	Qty	No Ice Weight (lb)	No Ice CaAa (sf)	No Ice CaAa Factor	Ice Weight (lb)	Ice CaAa (sf)	Ice CaAa Factor	Hor. Ecc. (ft)	Vert Ecc (ft)
1	150.00	Low Profile Platform	1	1500.00	22.00	1.00	2808.91	39.662	1.00	0.00	0.00
2	150.00	Decibel DB846G90A-XY	12	15.40	5.01	1.12	174.91	6.225	1.12	0.00	0.00
3	139.00	Low Profile Platform	1	1500.00	22.00	1.00	2798.98	39.528	1.00	0.00	0.00
4	139.00	Powerwave 7770	6	35.00	5.50	0.73	174.59	6.571	0.73	0.00	0.00
5	139.00	Kathrein 800 10764	1	40.80	5.88	1.00	167.35	8.006	1.00	0.00	0.00
6	139.00	KMW AM-X-CD-16-65-00T-RET	2	48.50	8.02	0.90	209.55	10.793	0.90	0.00	0.00
7	139.00	Powerwave LGP 21401	6	17.50	0.00	0.67	41.75	0.000	0.67	0.00	0.00
8	139.00	Powerwave LGP 13519	6	5.30	0.34	0.67	14.73	0.791	0.67	0.00	0.00
9	139.00	Ericsson RRUS 11	6	50.70	2.52	0.67	120.95	3.393	0.67	0.00	0.00
10	139.00	Raycap DC6-48-60-18-8F - SP	1	31.80	0.92	1.00	93.16	1.355	1.00	0.00	0.00
11	139.00	Commscope ABT-DFDM-ADBH -	1	1.10	0.05	1.00	3.31	0.241	1.00	0.00	0.00
12	127.00	Low Profile Platform	1	1500.00	22.00	1.00	2787.31	39.370	1.00	0.00	0.00
13	127.00	Commscope NHH-85B-R2B	6	43.70	8.17	0.85	243.60	9.481	0.85	0.00	0.00
14	127.00	Samsung MT6407-77A	3	79.40	4.69	0.70	196.56	5.621	0.70	0.00	0.00
15	127.00	Commscope TD-850B-LTE78-43	3	7.90	1.48	0.50	49.12	2.350	0.50	0.00	0.00
16	127.00	Samsung RFV01U-D2A RRU	3	82.00	1.88	0.67	137.79	2.422	0.67	0.00	0.00
17	127.00	Samsung RFV01U-D1A RRU	3	97.50	1.88	0.67	155.74	2.422	0.67	0.00	0.00
18	127.00	RFS DB-C1-12C-24AB-0Z-OVP	1	32.00	4.06	1.00	144.05	4.868	1.00	0.00	0.00
19	117.00	SitePro F4P-10W	1	2396.00	58.98	1.00	4680.20	27.257	1.00	0.00	0.00
20	117.00	F4P-HRK10	1	478.27	9.00	1.00	934.22	19.419	1.00	0.00	0.00
21	117.00	VV-65B-R1	4	27.90	7.90	0.74	196.68	9.146	0.74	0.00	0.00
22	117.00	APXVAALL24_43-U-NA20	4	122.80	20.24	0.73	538.73	22.092	0.73	0.00	0.00
23	117.00	AIR6419 B41	4	83.30	5.65	0.71	191.47	6.577	0.71	0.00	0.00
24	117.00	4460 B25 + B66	4	104.00	2.85	0.67	170.92	3.508	0.67	0.00	0.00
25	117.00	(1) 8'x2.375" mount pipe	16	29.20	1.90	1.00	88.65	4.306	1.00	0.00	0.00
26	117.00	Ericsson 4480 B71 + B85	4	93.00	2.85	0.67	163.17	3.508	0.67	0.00	0.00
27	65.00	Motorola RRA4905A	2	1.00	0.14	1.00	9.67	0.497	1.00	0.00	0.00
		Totals:	**103**	**11,668.57**			**28,608.41**				

Linear Appurtenances

Bottom Elev. (ft)	Top Elev. (ft)	Description	Exposed Width	Exposed
0.00	150.00	(12) 1 5/8" Coax	0.00	Inside
0.00	139.00	(12) 1 5/8" Coax	0.00	Inside
0.00	139.00	(1) 3/4" DC	0.00	Inside
0.00	139.00	(1) 7/16" Fiber	0.00	Inside
0.00	127.00	(11) 1 5/8" Coax	0.00	Inside
0.00	127.00	(1) 1 5/8" Hybrid	0.00	Inside
0.00	117.00	(4) 1 5/8" Fiber	0.00	Inside
0.00	117.00	(4) 2" Conduit	0.00	Inside
0.00	65.00	(2) 1/2" Coax	0.65	Outside

Copyright © 2022 by Tower Engineering Solutions, LLC. All rights reserved.

Shaft Section Properties

Structure:	CT13613-A-SBA	**Code:**	TIA-222-G	7/29/2022	
Site Name:	Johnson	**Exposure:**	B		
Height:	150.00 (ft)	**Crest Height:**	0.00		
Base Elev:	0.000 (ft)	**Site Class:**	D - Stiff Soil		
Gh:	1.1 **Topography:** 1	**Struct Class:**	II	Page: 7	

Increment Length: **5 (ft)**

Elev (ft)	Description	Thick (in)	Dia (in)	Area (in^2)	Ix (in^4)	W/t Ratio	D/t Ratio	Fpy (ksi)	S (in^3)	Weight (lb)
0.00		0.4375	60.000	82.707	37071.6	22.77	137.14	74.6	1216.	0.0
5.00		0.4375	58.700	80.902	34696.8	22.25	134.17	75.2	1164.	1391.8
10.00		0.4375	57.400	79.097	32425.7	21.72	131.20	75.8	1112.	1361.1
15.00		0.4375	56.100	77.292	30255.9	21.20	128.23	76.5	1062.	1330.4
20.00		0.4375	54.800	75.486	28185.2	20.68	125.26	77.1	1013.	1299.7
25.00		0.4375	53.500	73.681	26211.1	20.15	122.29	77.7	965.0	1269.0
30.00		0.4375	52.200	71.876	24331.5	19.63	119.31	78.3	918.1	1238.2
35.00		0.4375	50.900	70.071	22543.9	19.10	116.34	78.9	872.4	1207.5
40.00		0.4375	49.600	68.266	20846.1	18.58	113.37	79.5	827.8	1176.8
44.75	Bot - Section 2	0.4375	48.365	66.551	19314.2	18.08	110.55	80.1	786.6	1089.5
45.00		0.4375	48.300	66.461	19235.7	18.06	110.40	80.2	784.4	97.6
50.00		0.4375	47.000	64.656	17710.5	17.53	107.43	80.8	742.2	1924.8
51.00	Top - Section 1	0.3125	47.365	46.669	13054.0	25.31	151.57	0.0	0.0	378.6
55.00		0.3125	46.325	45.637	12207.4	24.73	148.24	72.3	519.0	628.2
60.00		0.3125	45.025	44.348	11201.6	23.99	144.08	73.2	490.0	765.5
65.00		0.3125	43.725	43.058	10252.7	23.26	139.92	74.0	461.8	743.6
70.00		0.3125	42.425	41.769	9359.0	22.53	135.76	74.9	434.5	721.6
75.00		0.3125	41.125	40.479	8518.7	21.79	131.60	75.8	408.0	699.7
80.00		0.3125	39.825	39.190	7730.3	21.06	127.44	76.6	382.3	677.7
84.75	Bot - Section 3	0.3125	38.590	37.965	7027.9	20.36	123.49	77.4	358.7	623.5
85.00		0.3125	38.525	37.901	6992.2	20.33	123.28	77.5	357.5	58.5
89.75	Top - Section 2	0.2500	37.790	29.787	5303.6	25.24	151.16	0.0	0.0	1092.1
90.00		0.2500	37.725	29.735	5276.1	25.20	150.90	71.8	275.5	25.3
95.00		0.2500	36.425	28.704	4745.8	24.28	145.70	72.8	256.6	497.1
100.00		0.2500	35.125	27.672	4252.3	23.36	140.50	73.9	238.4	479.6
105.00		0.2500	33.825	26.641	3794.3	22.45	135.30	75.0	220.9	462.0
110.00		0.2500	32.525	25.609	3370.4	21.53	130.10	76.1	204.1	444.5
115.00		0.2500	31.225	24.578	2979.3	20.61	124.90	77.2	187.9	426.9
117.00		0.2500	30.705	24.165	2831.8	20.25	122.82	77.6	181.6	165.9
120.00		0.2500	29.925	23.546	2619.7	19.70	119.70	78.2	172.4	243.5
125.00		0.2500	28.625	22.515	2290.3	18.78	114.50	79.3	157.6	391.8
126.00	Bot - Section 4	0.2500	28.365	22.308	2227.9	18.60	113.46	79.5	154.7	76.3
127.00		0.2500	28.105	22.102	2166.7	18.41	112.42	79.7	151.8	133.1
129.75	Top - Section 3	0.1875	27.765	16.411	1576.9	24.70	148.08	0.0	0.0	359.7
130.00		0.1875	27.700	16.373	1565.8	24.64	147.73	72.4	111.3	13.9
135.00		0.1875	26.400	15.599	1354.2	23.42	140.80	73.9	101.0	272.0
139.00		0.1875	25.360	14.980	1199.3	22.44	135.25	75.0	93.1	208.1
140.00		0.1875	25.100	14.826	1162.5	22.19	133.87	75.3	91.2	50.7
145.00		0.1875	23.800	14.052	989.9	20.97	126.93	76.7	81.9	245.7
150.00		0.1875	22.500	13.278	835.2	19.75	120.00	78.2	73.1	232.5
										24504.2

Copyright © 2022 by Tower Engineering Solutions, LLC. All rights reserved.

Wind Loading - Shaft

Structure:	CT13613-A-SBA		**Code:**	TIA-222-G	7/29/2022
Site Name:	Johnson		**Exposure:**	B	
Height:	150.00 (ft)		**Crest Height:**	0.00	
Base Elev:	0.000 (ft)		**Site Class:**	D - Stiff Soil	
Gh:	1.1	**Topography:** 1	**Struct Class:**	II	Page: 8

Tower Engineering Solutions

Load Case: 1.2D + 1.6W 89 mph Wind

Dead Load Factor 1.20

Wind Load Factor 1.60

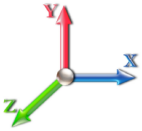

Iterations 22

Elev (ft)	Description	Kzt	Kz	qz (psf)	qzGh (psf)	C (mph-ft)	Cf	Ice Thick (in)	Tributary (ft)	Aa (sf)	CfAa (sf)	Wind Force X (lb)	Dead Load Ice (lb)	Tot Dead Load (lb)
0.00		1.00	0.70	13.485	14.83	378.06	0.650	0.000	0.00	0.000	0.00	0.0	0.0	0.0
5.00		1.00	0.70	13.485	14.83	369.87	0.650	0.000	5.00	25.111	16.32	387.4	0.0	1670.2
10.00		1.00	0.70	13.485	14.83	361.67	0.650	0.000	5.00	24.561	15.96	378.9	0.0	1633.3
15.00		1.00	0.70	13.485	14.83	353.48	0.650	0.000	5.00	24.011	15.61	370.4	0.0	1596.5
20.00		1.00	0.70	13.485	14.83	345.29	0.650	0.000	5.00	23.461	15.25	361.9	0.0	1559.6
25.00		1.00	0.70	13.485	14.83	337.10	0.650	0.000	5.00	22.911	14.89	353.4	0.0	1522.8
30.00		1.00	0.70	13.496	14.85	329.05	0.650	0.000	5.00	22.361	14.53	345.2	0.0	1485.9
35.00		1.00	0.73	14.104	15.51	328.00	0.650	0.000	5.00	21.811	14.18	351.9	0.0	1449.0
40.00		1.00	0.76	14.652	16.12	325.78	0.650	0.000	5.00	21.260	13.82	356.4	0.0	1412.2
44.75	Bot - Section 2	1.00	0.79	15.130	16.64	322.80	0.650	0.000	4.75	19.688	12.80	340.8	0.0	1307.4
45.00		1.00	0.79	15.154	16.67	322.62	0.650	0.000	0.25	1.036	0.67	18.0	0.0	117.1
50.00		1.00	0.81	15.617	17.18	318.70	0.650	0.000	5.00	20.425	13.28	364.9	0.0	2309.7
51.00	Top - Section 1	1.00	0.82	15.705	17.28	317.83	0.650	0.000	1.00	4.019	2.61	72.2	0.0	454.4
55.00		1.00	0.83	16.048	17.65	318.43	0.650	0.000	4.00	15.856	10.31	291.1	0.0	753.8
60.00		1.00	0.85	16.452	18.10	313.36	0.650	0.000	5.00	19.325	12.56	363.7	0.0	918.6
65.00	Appurtenance(s)	1.00	0.87	16.833	18.52	307.81	0.650	0.000	5.00	18.775	12.20	361.5	0.0	892.3
70.00		1.00	0.89	17.193	18.91	301.84	0.650	0.000	5.00	18.225	11.85	358.5	0.0	865.9
75.00		1.00	0.91	17.535	19.29	295.49	0.650	0.000	5.00	17.675	11.49	354.6	0.0	839.6
80.00		1.00	0.93	17.861	19.65	288.80	0.650	0.000	5.00	17.125	11.13	349.9	0.0	813.3
84.75	Bot - Section 3	1.00	0.94	18.158	19.97	282.16	0.650	0.000	4.75	15.759	10.24	327.4	0.0	748.2
85.00		1.00	0.94	18.173	19.99	281.80	0.650	0.000	0.25	0.826	0.54	17.2	0.0	70.2
89.75	Top - Section 2	1.00	0.96	18.458	20.30	274.90	0.650	0.000	4.75	15.437	10.03	326.0	0.0	1310.5
90.00		1.00	0.96	18.473	20.32	278.21	0.650	0.000	0.25	0.799	0.52	16.9	0.0	30.4
95.00		1.00	0.97	18.760	20.64	270.71	0.650	0.000	5.00	15.686	10.20	336.7	0.0	596.6
100.00		1.00	0.99	19.037	20.94	262.97	0.650	0.000	5.00	15.136	9.84	329.6	0.0	575.5
105.00		1.00	1.00	19.304	21.23	255.01	0.650	0.000	5.00	14.586	9.48	322.1	0.0	554.4
110.00		1.00	1.02	19.563	21.52	246.84	0.650	0.000	5.00	14.036	9.12	314.1	0.0	533.4
115.00		1.00	1.03	19.813	21.79	238.48	0.650	0.000	5.00	13.486	8.77	305.7	0.0	512.3
117.00	Appurtenance(s)	1.00	1.03	19.911	21.90	235.09	0.650	0.000	2.00	5.240	3.41	119.4	0.0	199.0
120.00		1.00	1.04	20.055	22.06	229.95	0.650	0.000	3.00	7.696	5.00	176.6	0.0	292.2
125.00		1.00	1.05	20.290	22.32	221.25	0.650	0.000	5.00	12.386	8.05	287.5	0.0	470.2
126.00	Bot - Section 4	1.00	1.06	20.337	22.37	219.49	0.650	0.000	1.00	2.411	1.57	56.1	0.0	91.5
127.00	Appurtenance(s)	1.00	1.06	20.383	22.42	217.72	0.650	0.000	1.00	2.421	1.57	56.5	0.0	159.7
129.75	Top - Section 3	1.00	1.06	20.508	22.56	212.83	0.650	0.000	2.75	6.544	4.25	153.5	0.0	431.7
130.00		1.00	1.07	20.519	22.57	215.30	0.650	0.000	0.25	0.587	0.38	13.8	0.0	16.7
135.00		1.00	1.08	20.742	22.82	206.30	0.650	0.000	5.00	11.445	7.44	271.6	0.0	326.4
139.00	Appurtenance(s)	1.00	1.09	20.915	23.01	199.01	0.650	0.000	4.00	8.760	5.69	209.6	0.0	249.7
140.00		1.00	1.09	20.958	23.05	197.17	0.650	0.000	1.00	2.135	1.39	51.2	0.0	60.9
145.00		1.00	1.10	21.169	23.29	187.90	0.650	0.000	5.00	10.345	6.72	250.5	0.0	294.8
150.00	Appurtenance(s)	1.00	1.11	21.375	23.51	178.49	0.650	0.000	5.00	9.795	6.37	239.5	0.0	279.0
								Totals:	**150.00**			**9,961.9**		**29,405.0**

Copyright © 2022 by Tower Engineering Solutions, LLC. All rights reserved.

Discrete Appurtenance Forces

Structure:	CT13613-A-SBA		**Code:**	TIA-222-G	7/29/2022
Site Name:	Johnson		**Exposure:**	B	
Height:	150.00 (ft)		**Crest Height:**	0.00	
Base Elev:	0.000 (ft)		**Site Class:**	D - Stiff Soil	
Gh:	1.1	**Topography:** 1	**Struct Class:**	II	Page: 9

Tower Engineering Solutions

Load Case: 1.2D + 1.6W 89 mph Wind

Dead Load Factor 1.20

Wind Load Factor 1.60

Iterations 22

No.	Elev (ft)	Description	Qty	qz (psf)	qzGh (psf)	Orient Factor x Ka	Ka	Total CaAa (sf)	Dead Load (lb)	Horiz Ecc (ft)	Vert Ecc (ft)	Wind FX (lb)	Mom Y (lb-ft)	Mom Z (lb-ft)
1	150.00	Decibel DB846G90A-XY	12	21.375	23.513	1.01	0.90	60.60	221.76	0.000	0.000	2279.85	0.00	0.00
2	150.00	Low Profile Platform	1	21.375	23.513	1.00	1.00	22.00	1800.00	0.000	0.000	827.65	0.00	0.00
3	139.00	Low Profile Platform	1	20.915	23.007	1.00	1.00	22.00	1800.00	0.000	0.000	809.84	0.00	0.00
4	139.00	Powerwave 7770	6	20.915	23.007	0.58	0.80	19.27	252.00	0.000	0.000	709.42	0.00	0.00
5	139.00	Kathrein 800 10764	1	20.915	23.007	1.00	1.00	5.88	48.96	0.000	0.000	216.45	0.00	0.00
6	139.00	KMW	2	20.915	23.007	0.81	0.90	12.99	116.40	0.000	0.000	478.26	0.00	0.00
7	139.00	Powerwave LGP 21401	6	20.915	23.007	0.54	0.80	0.00	126.00	0.000	0.000	0.00	0.00	0.00
8	139.00	Powerwave LGP 13519	6	20.915	23.007	0.54	0.80	1.09	38.16	0.000	0.000	40.25	0.00	0.00
9	139.00	Ericsson RRUS 11	6	20.915	23.007	0.54	0.80	8.10	365.04	0.000	0.000	298.33	0.00	0.00
10	139.00	Raycap DC6-48-60-18-8F	1	20.915	23.007	1.00	1.00	0.92	38.16	0.000	0.000	33.87	0.00	0.00
11	139.00	Commscope	1	20.915	23.007	1.00	1.00	0.05	1.32	0.000	0.000	1.84	0.00	0.00
12	127.00	RFS	1	20.383	22.421	1.00	1.00	4.06	38.40	0.000	0.000	145.65	0.00	0.00
13	127.00	Samsung RFV01U-D1A	3	20.383	22.421	0.54	0.80	3.02	351.00	0.000	0.000	108.45	0.00	0.00
14	127.00	Samsung RFV01U-D2A	3	20.383	22.421	0.54	0.80	3.02	295.20	0.000	0.000	108.45	0.00	0.00
15	127.00	Samsung MT6407-77A	3	20.383	22.421	0.56	0.80	7.88	285.84	0.000	0.000	282.65	0.00	0.00
16	127.00	Commscope	6	20.383	22.421	0.68	0.80	33.33	314.64	0.000	0.000	1195.79	0.00	0.00
17	127.00	Low Profile Platform	1	20.383	22.421	1.00	1.00	22.00	1800.00	0.000	0.000	789.22	0.00	0.00
18	127.00	Commscope	3	20.383	22.421	0.40	0.80	1.78	28.44	0.000	0.000	63.71	0.00	0.00
19	117.00	APXVAALL24_43-U-NA20	4	19.911	21.902	0.55	0.75	44.33	589.44	0.000	0.000	1553.28	0.00	0.00
20	117.00	SitePro F4P-10W	1	19.911	21.902	1.00	1.00	58.98	2875.20	0.000	0.000	2066.81	0.00	0.00
21	117.00	F4P-HRK10	1	19.911	21.902	1.00	1.00	9.00	573.92	0.000	0.000	315.38	0.00	0.00
22	117.00	VV-65B-R1	4	19.911	21.902	0.55	0.75	17.54	133.92	0.000	0.000	614.58	0.00	0.00
23	117.00	4460 B25 + B66	4	19.911	21.902	0.50	0.75	5.73	499.20	0.000	0.000	200.74	0.00	0.00
24	117.00	AIR6419 B41	4	19.911	21.902	0.53	0.75	12.03	399.84	0.000	0.000	421.72	0.00	0.00
25	117.00	(1) 8'x2.375" mount pipe	16	19.911	21.902	1.00	1.00	30.40	560.64	0.000	0.000	1065.30	0.00	0.00
26	117.00	Ericsson 4480 B71 + B85	4	19.911	21.902	0.50	0.75	5.73	446.40	0.000	0.000	200.74	0.00	0.00
27	65.00	Motorola RRA4905A	2	16.833	18.516	1.00	1.00	0.28	2.40	0.000	0.000	8.30	0.00	0.00
							Totals:		**14,002.28**			**14,836.52**		

Copyright © 2022 by Tower Engineering Solutions, LLC. All rights reserved.

Total Applied Force Summary

Structure:	CT13613-A-SBA		**Code:**	TIA-222-G	7/29/2022
Site Name:	Johnson		**Exposure:**	B	
Height:	150.00 (ft)		**Crest Height:**	0.00	
Base Elev:	0.000 (ft)		**Site Class:**	D - Stiff Soil	
Gh:	1.1	**Topography:** 1	**Struct Class:**	II	Page: 10

Tower Engineering Solutions

Load Case: 1.2D + 1.6W 89 mph Wind

Dead Load Factor 1.20

Wind Load Factor 1.60

Iterations 22

Elev (ft)	Description	Lateral FX (-) (lb)	Axial FY (-) (lb)	Torsion MY (lb-ft)	Moment MZ (lb-ft)
0.00		0.00	0.00	0.00	0.00
5.00		387.37	1964.05	0.00	0.00
10.00		378.88	1927.20	0.00	0.00
15.00		370.40	1890.34	0.00	0.00
20.00		361.91	1853.49	0.00	0.00
25.00		353.43	1816.63	0.00	0.00
30.00		345.24	1779.78	0.00	0.00
35.00		351.91	1742.92	0.00	0.00
40.00		356.37	1706.07	0.00	0.00
44.75		340.77	1586.63	0.00	0.00
45.00		17.95	131.84	0.00	0.00
50.00		364.90	2603.60	0.00	0.00
51.00		72.21	513.14	0.00	0.00
55.00		291.10	988.93	0.00	0.00
60.00		363.71	1212.47	0.00	0.00
65.00	(2) attachments	369.83	1188.55	0.00	0.00
70.00		358.45	1157.90	0.00	0.00
75.00		354.56	1131.58	0.00	0.00
80.00		349.92	1105.25	0.00	0.00
84.75		327.36	1025.61	0.00	0.00
85.00		17.18	84.76	0.00	0.00
89.75		325.98	1587.84	0.00	0.00
90.00		16.88	44.98	0.00	0.00
95.00		336.65	888.53	0.00	0.00
100.00		329.64	867.47	0.00	0.00
105.00		322.12	846.41	0.00	0.00
110.00		314.13	825.35	0.00	0.00
115.00		305.67	804.29	0.00	0.00
117.00	(38) attachments	6557.92	6394.38	0.00	0.00
120.00		176.56	429.25	0.00	0.00
125.00		287.51	698.57	0.00	0.00
126.00		56.10	137.19	0.00	0.00
127.00	(20) attachments	2750.36	3318.93	0.00	0.00
129.75		153.53	515.90	0.00	0.00
130.00		13.77	24.39	0.00	0.00
135.00		271.56	479.50	0.00	0.00
139.00	(30) attachments	2797.85	3158.27	0.00	0.00
140.00		51.19	75.83	0.00	0.00
145.00		250.52	369.67	0.00	0.00
150.00	(13) attachments	3347.02	2375.64	0.00	0.00
	Totals:	**24,798.43**	**51,253.10**	**0.00**	**0.00**

Copyright © 2022 by Tower Engineering Solutions, LLC. All rights reserved.

Linear Appurtenance Segment Forces (Factored)

Structure:	CT13613-A-SBA	**Code:**	TIA-222-G	7/29/2022	
Site Name:	Johnson	**Exposure:**	B		
Height:	150.00 (ft)	**Crest Height:**	0.00		
Base Elev:	0.000 (ft)	**Site Class:**	D - Stiff Soil		
Gh:	1.1 **Topography:** 1	**Struct Class:**	II	Page: 11	

Load Case: 1.2D + 1.6W 89 mph Wind

Dead Load Factor 1.20

Wind Load Factor 1.60

Iterations 22

Top Elev (ft)	Description	Wind Exposed	Length (ft)	Ca	Exposed Width (in)	Area (sqft)	CaAa (sqft)	Ra	Cf Adjust Factor	qz (psf)	F X (lb)	Dead Load (lb)
5.00	1/2" Coax	Yes	5.00	0.000	0.65	0.27	0.00	0.011	0.000	13.485	0.00	1.92
10.00	1/2" Coax	Yes	5.00	0.000	0.65	0.27	0.00	0.011	0.000	13.485	0.00	1.92
15.00	1/2" Coax	Yes	5.00	0.000	0.65	0.27	0.00	0.011	0.000	13.485	0.00	1.92
20.00	1/2" Coax	Yes	5.00	0.000	0.65	0.27	0.00	0.012	0.000	13.485	0.00	1.92
25.00	1/2" Coax	Yes	5.00	0.000	0.65	0.27	0.00	0.012	0.000	13.485	0.00	1.92
30.00	1/2" Coax	Yes	5.00	0.000	0.65	0.27	0.00	0.012	0.000	13.496	0.00	1.92
35.00	1/2" Coax	Yes	5.00	0.000	0.65	0.27	0.00	0.012	0.000	14.104	0.00	1.92
40.00	1/2" Coax	Yes	5.00	0.000	0.65	0.27	0.00	0.013	0.000	14.652	0.00	1.92
44.75	1/2" Coax	Yes	4.75	0.000	0.65	0.26	0.00	0.013	0.000	15.130	0.00	1.82
45.00	1/2" Coax	Yes	0.25	0.000	0.65	0.01	0.00	0.013	0.000	15.154	0.00	0.10
50.00	1/2" Coax	Yes	5.00	0.000	0.65	0.27	0.00	0.013	0.000	15.617	0.00	1.92
51.00	1/2" Coax	Yes	1.00	0.000	0.65	0.05	0.00	0.014	0.000	15.705	0.00	0.38
55.00	1/2" Coax	Yes	4.00	0.000	0.65	0.22	0.00	0.014	0.000	16.048	0.00	1.54
60.00	1/2" Coax	Yes	5.00	0.000	0.65	0.27	0.00	0.014	0.000	16.452	0.00	1.92
65.00	1/2" Coax	Yes	5.00	0.000	0.65	0.27	0.00	0.014	0.000	16.833	0.00	1.92
										Totals:	**0.0**	**25.0**

Copyright © 2022 by Tower Engineering Solutions, LLC. All rights reserved.

Calculated Forces

Structure:	CT13613-A-SBA	**Code:**	TIA-222-G	7/29/2022	
Site Name:	Johnson	**Exposure:**	B		
Height:	150.00 (ft)	**Crest Height:**	0.00		
Base Elev:	0.000 (ft)	**Site Class:**	D - Stiff Soil		
Gh:	1.1 **Topography:** 1	**Struct Class:**	II	Page: 12	

Tower Engineering Solutions

Load Case: 1.2D + 1.6W 89 mph Wind

Dead Load Factor 1.20

Wind Load Factor 1.60

Iterations 22

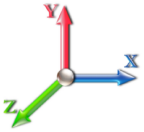

Seg Elev (ft)	Pu FY (-) (kips)	Vu FX (-) (kips)	Tu MY (-) (ft-kips)	Mu MZ (ft-kips)	Mu MX (ft-kips)	Resultant Moment (ft-kips)	phi Pn (kips)	phi Vn (kips)	phi Tn (ft-kips)	phi Mn (ft-kips)	Total Deflect (in)	Rotation Sway (deg)	Rotation Twist (deg)	Stress Ratio
0.00	-51.23	-24.84	0.00	-2736.0	0.00	2736.00	5554.25	2777.13	13600.6	6810.41	0.00	0.000	0.000	0.411
5.00	-49.22	-24.54	0.00	-2611.7	0.00	2611.78	5477.89	2738.95	13118.7	6569.12	0.06	-0.103	0.000	0.407
10.00	-47.25	-24.25	0.00	-2489.0	0.00	2489.06	5399.54	2699.77	12640.4	6329.59	0.22	-0.207	0.000	0.402
15.00	-45.32	-23.95	0.00	-2367.8	0.00	2367.83	5319.17	2659.59	12165.9	6092.00	0.49	-0.314	0.000	0.397
20.00	-43.42	-23.66	0.00	-2248.0	0.00	2248.06	5236.81	2618.40	11695.6	5856.50	0.88	-0.422	0.000	0.392
25.00	-41.56	-23.37	0.00	-2129.7	0.00	2129.75	5152.44	2576.22	11229.8	5623.26	1.38	-0.533	0.000	0.387
30.00	-39.74	-23.09	0.00	-2012.8	0.00	2012.88	5066.07	2533.04	10768.8	5392.43	2.00	-0.645	0.000	0.381
35.00	-37.96	-22.79	0.00	-1897.4	0.00	1897.43	4977.70	2488.85	10313.0	5164.19	2.74	-0.759	0.000	0.375
40.00	-36.21	-22.48	0.00	-1783.4	0.00	1783.47	4887.33	2443.67	9862.71	4938.68	3.60	-0.876	0.000	0.369
44.75	-34.61	-22.15	0.00	-1676.6	0.00	1676.67	4799.62	2399.81	9440.25	4727.14	4.53	-0.988	0.000	0.362
45.00	-34.45	-22.17	0.00	-1671.1	0.00	1671.13	4794.96	2397.48	9418.17	4716.08	4.58	-0.994	0.000	0.362
50.00	-31.83	-21.80	0.00	-1560.2	0.00	1560.27	4700.58	2350.29	8979.75	4496.55	5.68	-1.113	0.000	0.354
51.00	-31.29	-21.75	0.00	-1538.4	0.00	1538.48	3008.41	1504.20	5823.48	2916.07	5.92	-1.138	0.000	0.538
55.00	-30.26	-21.51	0.00	-1451.4	0.00	1451.48	2970.26	1485.13	5621.72	2815.04	6.91	-1.236	0.000	0.526
60.00	-29.00	-21.20	0.00	-1343.9	0.00	1343.94	2920.78	1460.39	5370.82	2689.40	8.30	-1.399	0.000	0.510
65.00	-27.76	-20.88	0.00	-1237.9	0.00	1237.95	2869.29	1434.64	5121.68	2564.65	9.85	-1.563	0.000	0.493
70.00	-26.55	-20.56	0.00	-1133.5	0.00	1133.56	2815.80	1407.90	4874.61	2440.93	11.58	-1.727	0.000	0.474
75.00	-25.37	-20.25	0.00	-1030.7	0.00	1030.75	2760.31	1380.15	4629.95	2318.41	13.47	-1.892	0.000	0.454
80.00	-24.23	-19.93	0.00	-929.52	0.00	929.52	2702.81	1351.41	4388.01	2197.26	15.54	-2.055	0.000	0.432
84.75	-23.19	-19.59	0.00	-834.88	0.00	834.88	2646.34	1323.17	4160.98	2083.58	17.67	-2.210	0.000	0.410
85.00	-23.08	-19.60	0.00	-829.98	0.00	829.98	2643.31	1321.66	4149.11	2077.64	17.78	-2.218	0.000	0.408
89.75	-21.48	-19.24	0.00	-736.86	0.00	736.86	1922.43	961.22	2968.94	1486.68	20.07	-2.369	0.000	0.507
90.00	-21.40	-19.26	0.00	-732.05	0.00	732.05	1920.55	960.27	2960.86	1482.63	20.19	-2.378	0.000	0.505
95.00	-20.47	-18.95	0.00	-635.74	0.00	635.74	1881.78	940.89	2799.79	1401.97	22.78	-2.562	0.000	0.465
100.00	-19.56	-18.64	0.00	-540.98	0.00	540.98	1841.02	920.51	2640.02	1321.97	25.56	-2.738	0.000	0.420
105.00	-18.68	-18.33	0.00	-447.77	0.00	447.77	1798.25	899.12	2481.89	1242.79	28.52	-2.904	0.000	0.371
110.00	-17.83	-18.02	0.00	-356.12	0.00	356.12	1753.48	876.74	2325.70	1164.58	31.65	-3.055	0.000	0.316
115.00	-17.01	-17.69	0.00	-266.03	0.00	266.03	1706.70	853.35	2171.78	1087.50	34.92	-3.186	0.000	0.255
117.00	-10.99	-10.80	0.00	-230.65	0.00	230.65	1687.43	843.72	2110.92	1057.03	36.26	-3.233	0.000	0.225
120.00	-10.55	-10.61	0.00	-198.25	0.00	198.25	1657.93	828.96	2020.46	1011.73	38.32	-3.298	0.000	0.202
125.00	-9.86	-10.29	0.00	-145.18	0.00	145.18	1607.15	803.57	1872.06	937.42	41.82	-3.391	0.000	0.161
126.00	-9.73	-10.23	0.00	-134.89	0.00	134.89	1596.75	798.38	1842.76	922.75	42.53	-3.409	0.000	0.152
127.00	-6.57	-7.29	0.00	-124.66	0.00	124.66	1586.28	793.14	1813.59	908.14	43.25	-3.425	0.000	0.141
129.75	-6.06	-7.11	0.00	-104.60	0.00	104.60	1068.62	534.31	1212.20	607.00	45.23	-3.466	0.000	0.178
130.00	-6.04	-7.10	0.00	-102.82	0.00	102.82	1067.16	533.58	1207.67	604.73	45.41	-3.470	0.000	0.176
135.00	-5.57	-6.81	0.00	-67.32	0.00	67.32	1036.93	518.46	1117.63	559.65	49.09	-3.547	0.000	0.126
139.00	-2.59	-3.82	0.00	-40.09	0.00	40.09	1011.29	505.65	1046.45	524.00	52.08	-3.593	0.000	0.079
140.00	-2.51	-3.76	0.00	-36.27	0.00	36.27	1004.68	502.34	1028.80	515.16	52.84	-3.602	0.000	0.073
145.00	-2.16	-3.49	0.00	-17.46	0.00	17.46	970.44	485.22	941.49	471.44	56.62	-3.635	0.000	0.039
150.00	0.00	-3.35	0.00	0.00	0.00	0.00	934.20	467.10	856.03	428.65	60.44	-3.647	0.000	0.000

Copyright © 2022 by Tower Engineering Solutions, LLC. All rights reserved.

Wind Loading - Shaft

Structure:	CT13613-A-SBA		**Code:**	TIA-222-G	7/29/2022
Site Name:	Johnson		**Exposure:**	B	
Height:	150.00 (ft)		**Crest Height:**	0.00	
Base Elev:	0.000 (ft)		**Site Class:**	D - Stiff Soil	
Gh:	1.1	**Topography:** 1	**Struct Class:**	II	Page: 13

Tower Engineering Solutions

Load Case: 0.9D + 1.6W 89 mph Wind

Dead Load Factor 0.90

Wind Load Factor 1.60

Iterations 22

Elev (ft)	Description	Kzt	Kz	qz (psf)	qzGh (psf)	C (mph-ft)	Cf	Ice Thick (in)	Tributary (ft)	Aa (sf)	CfAa (sf)	Wind Force X (lb)	Dead Load Ice (lb)	Tot Dead Load (lb)
0.00		1.00	0.70	13.485	14.83	378.06	0.650	0.000	0.00	0.000	0.00	0.0	0.0	0.0
5.00		1.00	0.70	13.485	14.83	369.87	0.650	0.000	5.00	25.111	16.32	387.4	0.0	1252.6
10.00		1.00	0.70	13.485	14.83	361.67	0.650	0.000	5.00	24.561	15.96	378.9	0.0	1225.0
15.00		1.00	0.70	13.485	14.83	353.48	0.650	0.000	5.00	24.011	15.61	370.4	0.0	1197.3
20.00		1.00	0.70	13.485	14.83	345.29	0.650	0.000	5.00	23.461	15.25	361.9	0.0	1169.7
25.00		1.00	0.70	13.485	14.83	337.10	0.650	0.000	5.00	22.911	14.89	353.4	0.0	1142.1
30.00		1.00	0.70	13.496	14.85	329.05	0.650	0.000	5.00	22.361	14.53	345.2	0.0	1114.4
35.00		1.00	0.73	14.104	15.51	328.00	0.650	0.000	5.00	21.811	14.18	351.9	0.0	1086.8
40.00		1.00	0.76	14.652	16.12	325.78	0.650	0.000	5.00	21.260	13.82	356.4	0.0	1059.1
44.75	Bot - Section 2	1.00	0.79	15.130	16.64	322.80	0.650	0.000	4.75	19.688	12.80	340.8	0.0	980.6
45.00		1.00	0.79	15.154	16.67	322.62	0.650	0.000	0.25	1.036	0.67	18.0	0.0	87.9
50.00		1.00	0.81	15.617	17.18	318.70	0.650	0.000	5.00	20.425	13.28	364.9	0.0	1732.3
51.00	Top - Section 1	1.00	0.82	15.705	17.28	317.83	0.650	0.000	1.00	4.019	2.61	72.2	0.0	340.8
55.00		1.00	0.83	16.048	17.65	318.43	0.650	0.000	4.00	15.856	10.31	291.1	0.0	565.4
60.00		1.00	0.85	16.452	18.10	313.36	0.650	0.000	5.00	19.325	12.56	363.7	0.0	688.9
65.00	Appurtenance(s)	1.00	0.87	16.833	18.52	307.81	0.650	0.000	5.00	18.775	12.20	361.5	0.0	669.2
70.00		1.00	0.89	17.193	18.91	301.84	0.650	0.000	5.00	18.225	11.85	358.5	0.0	649.5
75.00		1.00	0.91	17.535	19.29	295.49	0.650	0.000	5.00	17.675	11.49	354.6	0.0	629.7
80.00		1.00	0.93	17.861	19.65	288.80	0.650	0.000	5.00	17.125	11.13	349.9	0.0	610.0
84.75	Bot - Section 3	1.00	0.94	18.158	19.97	282.16	0.650	0.000	4.75	15.759	10.24	327.4	0.0	561.2
85.00		1.00	0.94	18.173	19.99	281.80	0.650	0.000	0.25	0.826	0.54	17.2	0.0	52.6
89.75	Top - Section 2	1.00	0.96	18.458	20.30	274.90	0.650	0.000	4.75	15.437	10.03	326.0	0.0	982.9
90.00		1.00	0.96	18.473	20.32	278.21	0.650	0.000	0.25	0.799	0.52	16.9	0.0	22.8
95.00		1.00	0.97	18.760	20.64	270.71	0.650	0.000	5.00	15.686	10.20	336.7	0.0	447.4
100.00		1.00	0.99	19.037	20.94	262.97	0.650	0.000	5.00	15.136	9.84	329.6	0.0	431.6
105.00		1.00	1.00	19.304	21.23	255.01	0.650	0.000	5.00	14.586	9.48	322.1	0.0	415.8
110.00		1.00	1.02	19.563	21.52	246.84	0.650	0.000	5.00	14.036	9.12	314.1	0.0	400.0
115.00		1.00	1.03	19.813	21.79	238.48	0.650	0.000	5.00	13.486	8.77	305.7	0.0	384.2
117.00	Appurtenance(s)	1.00	1.03	19.911	21.90	235.09	0.650	0.000	2.00	5.240	3.41	119.4	0.0	149.3
120.00		1.00	1.04	20.055	22.06	229.95	0.650	0.000	3.00	7.696	5.00	176.6	0.0	219.2
125.00		1.00	1.05	20.290	22.32	221.25	0.650	0.000	5.00	12.386	8.05	287.5	0.0	352.7
126.00	Bot - Section 4	1.00	1.06	20.337	22.37	219.49	0.650	0.000	1.00	2.411	1.57	56.1	0.0	68.6
127.00	Appurtenance(s)	1.00	1.06	20.383	22.42	217.72	0.650	0.000	1.00	2.421	1.57	56.5	0.0	119.8
129.75	Top - Section 3	1.00	1.06	20.508	22.56	212.83	0.650	0.000	2.75	6.544	4.25	153.5	0.0	323.8
130.00		1.00	1.07	20.519	22.57	215.30	0.650	0.000	0.25	0.587	0.38	13.8	0.0	12.6
135.00		1.00	1.08	20.742	22.82	206.30	0.650	0.000	5.00	11.445	7.44	271.6	0.0	244.8
139.00	Appurtenance(s)	1.00	1.09	20.915	23.01	199.01	0.650	0.000	4.00	8.760	5.69	209.6	0.0	187.3
140.00		1.00	1.09	20.958	23.05	197.17	0.650	0.000	1.00	2.135	1.39	51.2	0.0	45.6
145.00		1.00	1.10	21.169	23.29	187.90	0.650	0.000	5.00	10.345	6.72	250.5	0.0	221.1
150.00	Appurtenance(s)	1.00	1.11	21.375	23.51	178.49	0.650	0.000	5.00	9.795	6.37	239.5	0.0	209.2
								Totals:	**150.00**			**9,961.9**		**22,053.8**

Copyright © 2022 by Tower Engineering Solutions, LLC. All rights reserved.

Discrete Appurtenance Forces

Structure:	CT13613-A-SBA	**Code:**	TIA-222-G	7/29/2022	
Site Name:	Johnson	**Exposure:**	B		
Height:	150.00 (ft)	**Crest Height:**	0.00		
Base Elev:	0.000 (ft)	**Site Class:**	D - Stiff Soil		
Gh:	1.1 **Topography:** 1	**Struct Class:**	II	Page: 14	

Tower Engineering Solutions

Load Case: 0.9D + 1.6W 89 mph Wind

Dead Load Factor 0.90

Wind Load Factor 1.60

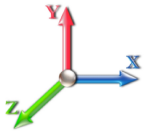

Iterations 22

No.	Elev (ft)	Description	Qty	qz (psf)	qzGh (psf)	Orient Factor x Ka	Ka	Total CaAa (sf)	Dead Load (lb)	Horiz Ecc (ft)	Vert Ecc (ft)	Wind FX (lb)	Mom Y (lb-ft)	Mom Z (lb-ft)
1	150.00	Decibel DB846G90A-XY	12	21.375	23.513	1.01	0.90	60.60	166.32	0.000	0.000	2279.85	0.00	0.00
2	150.00	Low Profile Platform	1	21.375	23.513	1.00	1.00	22.00	1350.00	0.000	0.000	827.65	0.00	0.00
3	139.00	Low Profile Platform	1	20.915	23.007	1.00	1.00	22.00	1350.00	0.000	0.000	809.84	0.00	0.00
4	139.00	Powerwave 7770	6	20.915	23.007	0.58	0.80	19.27	189.00	0.000	0.000	709.42	0.00	0.00
5	139.00	Kathrein 800 10764	1	20.915	23.007	1.00	1.00	5.88	36.72	0.000	0.000	216.45	0.00	0.00
6	139.00	KMW	2	20.915	23.007	0.81	0.90	12.99	87.30	0.000	0.000	478.26	0.00	0.00
7	139.00	Powerwave LGP 21401	6	20.915	23.007	0.54	0.80	0.00	94.50	0.000	0.000	0.00	0.00	0.00
8	139.00	Powerwave LGP 13519	6	20.915	23.007	0.54	0.80	1.09	28.62	0.000	0.000	40.25	0.00	0.00
9	139.00	Ericsson RRUS 11	6	20.915	23.007	0.54	0.80	8.10	273.78	0.000	0.000	298.33	0.00	0.00
10	139.00	Raycap DC6-48-60-18-8F	1	20.915	23.007	1.00	1.00	0.92	28.62	0.000	0.000	33.87	0.00	0.00
11	139.00	Commscope	1	20.915	23.007	1.00	1.00	0.05	0.99	0.000	0.000	1.84	0.00	0.00
12	127.00	RFS	1	20.383	22.421	1.00	1.00	4.06	28.80	0.000	0.000	145.65	0.00	0.00
13	127.00	Samsung RFV01U-D1A	3	20.383	22.421	0.54	0.80	3.02	263.25	0.000	0.000	108.45	0.00	0.00
14	127.00	Samsung RFV01U-D2A	3	20.383	22.421	0.54	0.80	3.02	221.40	0.000	0.000	108.45	0.00	0.00
15	127.00	Samsung MT6407-77A	3	20.383	22.421	0.56	0.80	7.88	214.38	0.000	0.000	282.65	0.00	0.00
16	127.00	Commscope	6	20.383	22.421	0.68	0.80	33.33	235.98	0.000	0.000	1195.79	0.00	0.00
17	127.00	Low Profile Platform	1	20.383	22.421	1.00	1.00	22.00	1350.00	0.000	0.000	789.22	0.00	0.00
18	127.00	Commscope	3	20.383	22.421	0.40	0.80	1.78	21.33	0.000	0.000	63.71	0.00	0.00
19	117.00	APXVAALL24_43-U-NA20	4	19.911	21.902	0.55	0.75	44.33	442.08	0.000	0.000	1553.28	0.00	0.00
20	117.00	SitePro F4P-10W	1	19.911	21.902	1.00	1.00	58.98	2156.40	0.000	0.000	2066.81	0.00	0.00
21	117.00	F4P-HRK10	1	19.911	21.902	1.00	1.00	9.00	430.44	0.000	0.000	315.38	0.00	0.00
22	117.00	VV-65B-R1	4	19.911	21.902	0.55	0.75	17.54	100.44	0.000	0.000	614.58	0.00	0.00
23	117.00	4460 B25 + B66	4	19.911	21.902	0.50	0.75	5.73	374.40	0.000	0.000	200.74	0.00	0.00
24	117.00	AIR6419 B41	4	19.911	21.902	0.53	0.75	12.03	299.88	0.000	0.000	421.72	0.00	0.00
25	117.00	(1) 8'x2.375" mount pipe	16	19.911	21.902	1.00	1.00	30.40	420.48	0.000	0.000	1065.30	0.00	0.00
26	117.00	Ericsson 4480 B71 + B85	4	19.911	21.902	0.50	0.75	5.73	334.80	0.000	0.000	200.74	0.00	0.00
27	65.00	Motorola RRA4905A	2	16.833	18.516	1.00	1.00	0.28	1.80	0.000	0.000	8.30	0.00	0.00
							Totals:		**10,501.71**			**14,836.52**		

Copyright © 2022 by Tower Engineering Solutions, LLC. All rights reserved.

Total Applied Force Summary

Structure:	CT13613-A-SBA		**Code:**	TIA-222-G	7/29/2022
Site Name:	Johnson		**Exposure:**	B	
Height:	150.00 (ft)		**Crest Height:**	0.00	
Base Elev:	0.000 (ft)		**Site Class:**	D - Stiff Soil	
Gh:	1.1	**Topography:** 1	**Struct Class:**	II	Page: 15

Tower Engineering Solutions

Load Case: 0.9D + 1.6W 89 mph Wind

Dead Load Factor 0.90

Wind Load Factor 1.60

Iterations 22

Elev (ft)	Description	Lateral FX (-) (lb)	Axial FY (-) (lb)	Torsion MY (lb-ft)	Moment MZ (lb-ft)
0.00		0.00	0.00	0.00	0.00
5.00		387.37	1473.04	0.00	0.00
10.00		378.88	1445.40	0.00	0.00
15.00		370.40	1417.76	0.00	0.00
20.00		361.91	1390.12	0.00	0.00
25.00		353.43	1362.47	0.00	0.00
30.00		345.24	1334.83	0.00	0.00
35.00		351.91	1307.19	0.00	0.00
40.00		356.37	1279.55	0.00	0.00
44.75		340.77	1189.97	0.00	0.00
45.00		17.95	98.88	0.00	0.00
50.00		364.90	1952.70	0.00	0.00
51.00		72.21	384.85	0.00	0.00
55.00		291.10	741.70	0.00	0.00
60.00		363.71	909.35	0.00	0.00
65.00	(2) attachments	369.83	891.41	0.00	0.00
70.00		358.45	868.43	0.00	0.00
75.00		354.56	848.68	0.00	0.00
80.00		349.92	828.94	0.00	0.00
84.75		327.36	769.20	0.00	0.00
85.00		17.18	63.57	0.00	0.00
89.75		325.98	1190.88	0.00	0.00
90.00		16.88	33.73	0.00	0.00
95.00		336.65	666.39	0.00	0.00
100.00		329.64	650.60	0.00	0.00
105.00		322.12	634.80	0.00	0.00
110.00		314.13	619.01	0.00	0.00
115.00		305.67	603.21	0.00	0.00
117.00	(38) attachments	6557.92	4795.79	0.00	0.00
120.00		176.56	321.94	0.00	0.00
125.00		287.51	523.92	0.00	0.00
126.00		56.10	102.89	0.00	0.00
127.00	(20) attachments	2750.36	2489.20	0.00	0.00
129.75		153.53	386.92	0.00	0.00
130.00		13.77	18.29	0.00	0.00
135.00		271.56	359.63	0.00	0.00
139.00	(30) attachments	2797.85	2368.70	0.00	0.00
140.00		51.19	56.87	0.00	0.00
145.00		250.52	277.25	0.00	0.00
150.00	(13) attachments	3347.02	1781.73	0.00	0.00
	Totals:	**24,798.43**	**38,439.82**	**0.00**	**0.00**

Copyright © 2022 by Tower Engineering Solutions, LLC. All rights reserved.

Linear Appurtenance Segment Forces (Factored)

Structure:	CT13613-A-SBA		**Code:**	TIA-222-G	7/29/2022
Site Name:	Johnson		**Exposure:**	B	
Height:	150.00 (ft)		**Crest Height:**	0.00	
Base Elev:	0.000 (ft)		**Site Class:**	D - Stiff Soil	
Gh:	1.1	**Topography:** 1	**Struct Class:**	II	Page: 16

Load Case: 0.9D + 1.6W 89 mph Wind

Dead Load Factor 0.90

Wind Load Factor 1.60

Iterations 22

Top Elev (ft)	Description	Wind Exposed	Length (ft)	Ca	Exposed Width (in)	Area (sqft)	CaAa (sqft)	Ra	Cf Adjust Factor	qz (psf)	F X (lb)	Dead Load (lb)
5.00	1/2" Coax	Yes	5.00	0.000	0.65	0.27	0.00	0.011	0.000	13.485	0.00	1.44
10.00	1/2" Coax	Yes	5.00	0.000	0.65	0.27	0.00	0.011	0.000	13.485	0.00	1.44
15.00	1/2" Coax	Yes	5.00	0.000	0.65	0.27	0.00	0.011	0.000	13.485	0.00	1.44
20.00	1/2" Coax	Yes	5.00	0.000	0.65	0.27	0.00	0.012	0.000	13.485	0.00	1.44
25.00	1/2" Coax	Yes	5.00	0.000	0.65	0.27	0.00	0.012	0.000	13.485	0.00	1.44
30.00	1/2" Coax	Yes	5.00	0.000	0.65	0.27	0.00	0.012	0.000	13.496	0.00	1.44
35.00	1/2" Coax	Yes	5.00	0.000	0.65	0.27	0.00	0.012	0.000	14.104	0.00	1.44
40.00	1/2" Coax	Yes	5.00	0.000	0.65	0.27	0.00	0.013	0.000	14.652	0.00	1.44
44.75	1/2" Coax	Yes	4.75	0.000	0.65	0.26	0.00	0.013	0.000	15.130	0.00	1.37
45.00	1/2" Coax	Yes	0.25	0.000	0.65	0.01	0.00	0.013	0.000	15.154	0.00	0.07
50.00	1/2" Coax	Yes	5.00	0.000	0.65	0.27	0.00	0.013	0.000	15.617	0.00	1.44
51.00	1/2" Coax	Yes	1.00	0.000	0.65	0.05	0.00	0.014	0.000	15.705	0.00	0.29
55.00	1/2" Coax	Yes	4.00	0.000	0.65	0.22	0.00	0.014	0.000	16.048	0.00	1.15
60.00	1/2" Coax	Yes	5.00	0.000	0.65	0.27	0.00	0.014	0.000	16.452	0.00	1.44
65.00	1/2" Coax	Yes	5.00	0.000	0.65	0.27	0.00	0.014	0.000	16.833	0.00	1.44
										Totals:	**0.0**	**18.7**

Copyright © 2022 by Tower Engineering Solutions, LLC. All rights reserved.

Calculated Forces

Structure:	CT13613-A-SBA	**Code:**	TIA-222-G	7/29/2022	
Site Name:	Johnson	**Exposure:**	B		
Height:	150.00 (ft)	**Crest Height:**	0.00		
Base Elev:	0.000 (ft)	**Site Class:**	D - Stiff Soil		
Gh:	1.1 **Topography:** 1	**Struct Class:**	II	Page: 17	

Tower Engineering Solutions

Load Case: 0.9D + 1.6W 89 mph Wind

Dead Load Factor 0.90

Wind Load Factor 1.60

Iterations 22

Seg Elev (ft)	Pu FY (-) (kips)	Vu FX (-) (kips)	Tu MY (-) (ft-kips)	Mu MZ (ft-kips)	Mu MX (ft-kips)	Resultant Moment (ft-kips)	phi Pn (kips)	phi Vn (kips)	phi Tn (ft-kips)	phi Mn (ft-kips)	Total Deflect (in)	Rotation Sway (deg)	Rotation Twist (deg)	Stress Ratio
0.00	-38.42	-24.83	0.00	-2712.3	0.00	2712.32	5554.25	2777.13	13600.6	6810.41	0.00	0.000	0.000	0.405
5.00	-36.90	-24.51	0.00	-2588.1	0.00	2588.16	5477.89	2738.95	13118.7	6569.12	0.05	-0.102	0.000	0.401
10.00	-35.41	-24.19	0.00	-2465.6	0.00	2465.62	5399.54	2699.77	12640.4	6329.59	0.22	-0.205	0.000	0.396
15.00	-33.95	-23.88	0.00	-2344.6	0.00	2344.66	5319.17	2659.59	12165.9	6092.00	0.49	-0.311	0.000	0.391
20.00	-32.52	-23.57	0.00	-2225.2	0.00	2225.27	5236.81	2618.40	11695.6	5856.50	0.87	-0.418	0.000	0.386
25.00	-31.12	-23.26	0.00	-2107.4	0.00	2107.43	5152.44	2576.22	11229.8	5623.26	1.37	-0.528	0.000	0.381
30.00	-29.74	-22.96	0.00	-1991.1	0.00	1991.11	5066.07	2533.04	10768.8	5392.43	1.98	-0.639	0.000	0.375
35.00	-28.39	-22.65	0.00	-1876.2	0.00	1876.29	4977.70	2488.85	10313.0	5164.19	2.71	-0.752	0.000	0.369
40.00	-27.07	-22.33	0.00	-1763.0	0.00	1763.03	4887.33	2443.67	9862.71	4938.68	3.56	-0.867	0.000	0.363
44.75	-25.87	-22.00	0.00	-1656.9	0.00	1656.96	4799.62	2399.81	9440.25	4727.14	4.48	-0.978	0.000	0.356
45.00	-25.74	-22.01	0.00	-1651.4	0.00	1651.46	4794.96	2397.48	9418.17	4716.08	4.53	-0.984	0.000	0.356
50.00	-23.77	-21.63	0.00	-1541.4	0.00	1541.43	4700.58	2350.29	8979.75	4496.55	5.63	-1.102	0.000	0.348
51.00	-23.36	-21.58	0.00	-1519.8	0.00	1519.80	3008.41	1504.20	5823.48	2916.07	5.86	-1.126	0.000	0.529
55.00	-22.58	-21.33	0.00	-1433.4	0.00	1433.48	2970.26	1485.13	5621.72	2815.04	6.85	-1.223	0.000	0.517
60.00	-21.62	-21.00	0.00	-1326.8	0.00	1326.86	2920.78	1460.39	5370.82	2689.40	8.21	-1.384	0.000	0.501
65.00	-20.68	-20.67	0.00	-1221.8	0.00	1221.85	2869.29	1434.64	5121.68	2564.65	9.75	-1.545	0.000	0.484
70.00	-19.77	-20.34	0.00	-1118.5	0.00	1118.51	2815.80	1407.90	4874.61	2440.93	11.46	-1.708	0.000	0.465
75.00	-18.87	-20.01	0.00	-1016.8	0.00	1016.81	2760.31	1380.15	4629.95	2318.41	13.33	-1.870	0.000	0.446
80.00	-18.00	-19.68	0.00	-916.74	0.00	916.74	2702.81	1351.41	4388.01	2197.26	15.38	-2.031	0.000	0.424
84.75	-17.22	-19.35	0.00	-823.24	0.00	823.24	2646.34	1323.17	4160.98	2083.58	17.48	-2.184	0.000	0.402
85.00	-17.13	-19.36	0.00	-818.40	0.00	818.40	2643.31	1321.66	4149.11	2077.64	17.59	-2.192	0.000	0.401
89.75	-15.93	-19.01	0.00	-726.46	0.00	726.46	1922.43	961.22	2968.94	1486.68	19.85	-2.341	0.000	0.497
90.00	-15.86	-19.02	0.00	-721.70	0.00	721.70	1920.55	960.27	2960.86	1482.63	19.97	-2.349	0.000	0.495
95.00	-15.15	-18.70	0.00	-626.63	0.00	626.63	1881.78	940.89	2799.79	1401.97	22.53	-2.531	0.000	0.455
100.00	-14.46	-18.38	0.00	-533.14	0.00	533.14	1841.02	920.51	2640.02	1321.97	25.28	-2.705	0.000	0.412
105.00	-13.79	-18.07	0.00	-441.24	0.00	441.24	1798.25	899.12	2481.89	1242.79	28.20	-2.868	0.000	0.363
110.00	-13.15	-17.75	0.00	-350.91	0.00	350.91	1753.48	876.74	2325.70	1164.58	31.28	-3.016	0.000	0.309
115.00	-12.54	-17.43	0.00	-262.15	0.00	262.15	1706.70	853.35	2171.78	1087.50	34.52	-3.146	0.000	0.249
117.00	-8.10	-10.63	0.00	-227.28	0.00	227.28	1687.43	843.72	2110.92	1057.03	35.84	-3.192	0.000	0.220
120.00	-7.78	-10.44	0.00	-195.40	0.00	195.40	1657.93	828.96	2020.46	1011.73	37.87	-3.256	0.000	0.198
125.00	-7.26	-10.13	0.00	-143.18	0.00	143.18	1607.15	803.57	1872.06	937.42	41.33	-3.348	0.000	0.157
126.00	-7.16	-10.07	0.00	-133.04	0.00	133.04	1596.75	798.38	1842.76	922.75	42.03	-3.365	0.000	0.149
127.00	-4.83	-7.18	0.00	-122.97	0.00	122.97	1586.28	793.14	1813.59	908.14	42.74	-3.382	0.000	0.139
129.75	-4.45	-7.01	0.00	-103.21	0.00	103.21	1068.62	534.31	1212.20	607.00	44.70	-3.422	0.000	0.174
130.00	-4.43	-7.00	0.00	-101.46	0.00	101.46	1067.16	533.58	1207.67	604.73	44.88	-3.426	0.000	0.172
135.00	-4.08	-6.71	0.00	-66.47	0.00	66.47	1036.93	518.46	1117.63	559.65	48.51	-3.502	0.000	0.123
139.00	-1.89	-3.77	0.00	-39.63	0.00	39.63	1011.29	505.65	1046.45	524.00	51.46	-3.547	0.000	0.078
140.00	-1.83	-3.72	0.00	-35.85	0.00	35.85	1004.68	502.34	1028.80	515.16	52.21	-3.556	0.000	0.071
145.00	-1.57	-3.45	0.00	-17.26	0.00	17.26	970.44	485.22	941.49	471.44	55.95	-3.588	0.000	0.038
150.00	0.00	-3.35	0.00	0.00	0.00	0.00	934.20	467.10	856.03	428.65	59.71	-3.601	0.000	0.000

Copyright © 2022 by Tower Engineering Solutions, LLC. All rights reserved.

Wind Loading - Shaft

Structure:	CT13613-A-SBA		**Code:**	TIA-222-G	7/29/2022
Site Name:	Johnson		**Exposure:**	B	
Height:	150.00 (ft)		**Crest Height:**	0.00	
Base Elev:	0.000 (ft)		**Site Class:**	D - Stiff Soil	
Gh:	1.1	**Topography:** 1	**Struct Class:**	II	Page: 18

Tower Engineering Solutions

Load Case: 1.2D + 1.0Di + 1.0Wi 50 mph Wind

Dead Load Factor 1.20

Wind Load Factor 1.00

Iterations 22

Elev (ft)	Description	Kzt	Kz	qz (psf)	qzGh (psf)	C (mph-ft)	Cf	Ice Thick (in)	Tributary (ft)	Aa (sf)	CfAa (sf)	Wind Force X (lb)	Dead Load Ice (lb)	Tot Dead Load (lb)
0.00		1.00	0.70	4.256	4.68	0.00	1.200	0.000	0.00	0.000	0.00	0.0	0.0	0.0
5.00		1.00	0.70	4.256	4.68	0.00	1.200	1.242	5.00	26.146	31.37	146.9	466.4	2136.6
10.00		1.00	0.70	4.256	4.68	0.00	1.200	1.331	5.00	25.670	30.80	144.2	489.8	2123.1
15.00		1.00	0.70	4.256	4.68	0.00	1.200	1.386	5.00	25.166	30.20	141.4	499.2	2095.7
20.00		1.00	0.70	4.256	4.68	0.00	1.200	1.427	5.00	24.650	29.58	138.5	502.5	2062.1
25.00		1.00	0.70	4.256	4.68	0.00	1.200	1.459	5.00	24.126	28.95	135.5	502.3	2025.0
30.00		1.00	0.70	4.260	4.69	0.00	1.200	1.486	5.00	23.599	28.32	132.7	499.6	1985.5
35.00		1.00	0.73	4.451	4.90	0.00	1.200	1.509	5.00	23.068	27.68	135.5	495.3	1944.4
40.00		1.00	0.76	4.625	5.09	0.00	1.200	1.529	5.00	22.535	27.04	137.6	489.7	1901.9
44.75	Bot - Section 2	1.00	0.79	4.775	5.25	0.00	1.200	1.546	4.75	20.912	25.09	131.8	459.3	1766.7
45.00		1.00	0.79	4.783	5.26	0.00	1.200	1.547	0.25	1.100	1.32	6.9	24.5	141.6
50.00		1.00	0.81	4.929	5.42	0.00	1.200	1.564	5.00	21.728	26.07	141.4	481.8	2791.5
51.00	Top - Section 1	1.00	0.82	4.957	5.45	0.00	1.200	1.567	1.00	4.280	5.14	28.0	96.0	550.4
55.00		1.00	0.83	5.065	5.57	0.00	1.200	1.579	4.00	16.908	20.29	113.0	378.9	1132.8
60.00		1.00	0.85	5.193	5.71	0.00	1.200	1.592	5.00	20.652	24.78	141.5	465.0	1383.6
65.00	Appurtenance(s)	1.00	0.87	5.313	5.84	0.00	1.200	1.605	5.00	20.112	24.13	141.0	455.7	1348.0
70.00		1.00	0.89	5.426	5.97	0.00	1.200	1.617	5.00	19.572	23.49	140.2	446.1	1312.0
75.00		1.00	0.91	5.534	6.09	0.00	1.200	1.628	5.00	19.032	22.84	139.0	436.0	1275.6
80.00		1.00	0.93	5.637	6.20	0.00	1.200	1.639	5.00	18.490	22.19	137.6	425.6	1238.9
84.75	Bot - Section 3	1.00	0.94	5.731	6.30	0.00	1.200	1.648	4.75	17.064	20.48	129.1	394.6	1142.9
85.00		1.00	0.94	5.736	6.31	0.00	1.200	1.649	0.25	0.895	1.07	6.8	21.0	91.2
89.75	Top - Section 2	1.00	0.96	5.826	6.41	0.00	1.200	1.658	4.75	16.750	20.10	128.8	389.1	1699.6
90.00		1.00	0.96	5.830	6.41	0.00	1.200	1.658	0.25	0.868	1.04	6.7	20.5	50.8
95.00		1.00	0.97	5.921	6.51	0.00	1.200	1.667	5.00	17.076	20.49	133.5	397.7	994.3
100.00		1.00	0.99	6.008	6.61	0.00	1.200	1.676	5.00	16.533	19.84	131.1	386.2	961.7
105.00		1.00	1.00	6.093	6.70	0.00	1.200	1.684	5.00	15.990	19.19	128.6	374.5	928.9
110.00		1.00	1.02	6.174	6.79	0.00	1.200	1.692	5.00	15.446	18.54	125.9	362.5	895.9
115.00		1.00	1.03	6.253	6.88	0.00	1.200	1.699	5.00	14.902	17.88	123.0	350.4	862.7
117.00	Appurtenance(s)	1.00	1.03	6.284	6.91	0.00	1.200	1.702	2.00	5.808	6.97	48.2	138.2	337.2
120.00		1.00	1.04	6.330	6.96	0.00	1.200	1.707	3.00	8.549	10.26	71.4	202.8	495.1
125.00		1.00	1.05	6.404	7.04	0.00	1.200	1.714	5.00	13.814	16.58	116.8	325.5	795.7
126.00	Bot - Section 4	1.00	1.06	6.419	7.06	0.00	1.200	1.715	1.00	2.697	3.24	22.9	64.6	156.1
127.00	Appurtenance(s)	1.00	1.06	6.433	7.08	0.00	1.200	1.716	1.00	2.707	3.25	23.0	64.9	224.6
129.75	Top - Section 3	1.00	1.06	6.473	7.12	0.00	1.200	1.720	2.75	7.333	8.80	62.6	174.6	606.3
130.00		1.00	1.07	6.476	7.12	0.00	1.200	1.720	0.25	0.658	0.79	5.6	15.8	32.6
135.00		1.00	1.08	6.546	7.20	0.00	1.200	1.727	5.00	12.884	15.46	111.3	304.1	630.5
139.00	Appurtenance(s)	1.00	1.09	6.601	7.26	0.00	1.200	1.732	4.00	9.914	11.90	86.4	235.0	484.7
140.00		1.00	1.09	6.615	7.28	0.00	1.200	1.733	1.00	2.424	2.91	21.2	58.2	119.1
145.00		1.00	1.10	6.681	7.35	0.00	1.200	1.739	5.00	11.794	14.15	104.0	278.1	572.9
150.00	Appurtenance(s)	1.00	1.11	6.746	7.42	0.00	1.200	1.745	5.00	11.249	13.50	100.2	264.9	543.9
								Totals:	**150.00**			**3,919.9**		**41,842.1**

Copyright © 2022 by Tower Engineering Solutions, LLC. All rights reserved.

Discrete Appurtenance Forces

Structure:	CT13613-A-SBA	**Code:**	TIA-222-G	7/29/2022	
Site Name:	Johnson	**Exposure:**	B		
Height:	150.00 (ft)	**Crest Height:**	0.00		
Base Elev:	0.000 (ft)	**Site Class:**	D - Stiff Soil		
Gh:	1.1 **Topography:** 1	**Struct Class:**	II	Page: 19	

Tower Engineering Solutions

Load Case: 1.2D + 1.0Di + 1.0Wi 50 mph Wind

Dead Load Factor 1.20

Wind Load Factor 1.00

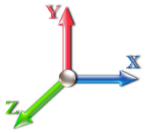

Iterations 22

No.	Elev (ft)	Description	Qty	qz (psf)	qzGh (psf)	Orient Factor x Ka	Ka	Total CaAa (sf)	Dead Load (lb)	Horiz Ecc (ft)	Vert Ecc (ft)	Wind FX (lb)	Mom Y (lb-ft)	Mom Z (lb-ft)
1	150.00	Decibel DB846G90A-XY	12	6.746	7.421	1.01	0.90	75.29	2135.82	0.000	0.000	558.76	0.00	0.00
2	150.00	Low Profile Platform	1	6.746	7.421	1.00	1.00	39.66	2808.91	0.000	0.000	294.33	0.00	0.00
3	139.00	Low Profile Platform	1	6.601	7.261	1.00	1.00	39.53	2798.98	0.000	0.000	287.02	0.00	0.00
4	139.00	Powerwave 7770	6	6.601	7.261	0.58	0.80	23.02	1299.56	0.000	0.000	167.18	0.00	0.00
5	139.00	Kathrein 800 10764	1	6.601	7.261	1.00	1.00	8.01	139.01	0.000	0.000	58.14	0.00	0.00
6	139.00	KMW	2	6.601	7.261	0.81	0.90	17.48	345.49	0.000	0.000	126.96	0.00	0.00
7	139.00	Powerwave LGP 21401	6	6.601	7.261	0.54	0.80	0.00	376.49	0.000	0.000	0.00	0.00	0.00
8	139.00	Powerwave LGP 13519	6	6.601	7.261	0.54	0.80	2.54	78.51	0.000	0.000	18.46	0.00	0.00
9	139.00	Ericsson RRUS 11	6	6.601	7.261	0.54	0.80	10.91	694.73	0.000	0.000	79.23	0.00	0.00
10	139.00	Raycap DC6-48-60-18-8F	1	6.601	7.261	1.00	1.00	1.35	81.82	0.000	0.000	9.84	0.00	0.00
11	139.00	Commscope	1	6.601	7.261	1.00	1.00	0.24	2.83	0.000	0.000	1.75	0.00	0.00
12	127.00	RFS	1	6.433	7.076	1.00	1.00	4.87	121.85	0.000	0.000	34.45	0.00	0.00
13	127.00	Samsung RFV01U-D1A	3	6.433	7.076	0.54	0.80	3.89	459.41	0.000	0.000	27.56	0.00	0.00
14	127.00	Samsung RFV01U-D2A	3	6.433	7.076	0.54	0.80	3.89	462.87	0.000	0.000	27.56	0.00	0.00
15	127.00	Samsung MT6407-77A	3	6.433	7.076	0.56	0.80	9.44	637.32	0.000	0.000	66.82	0.00	0.00
16	127.00	Commscope	6	6.433	7.076	0.68	0.80	38.68	1514.02	0.000	0.000	273.73	0.00	0.00
17	127.00	Low Profile Platform	1	6.433	7.076	1.00	1.00	39.37	2787.31	0.000	0.000	278.60	0.00	0.00
18	127.00	Commscope	3	6.433	7.076	0.40	0.80	2.82	116.09	0.000	0.000	19.95	0.00	0.00
19	117.00	APXVAALL24_43-U-NA20	4	6.284	6.913	0.55	0.75	48.38	2253.15	0.000	0.000	334.44	0.00	0.00
20	117.00	SitePro F4P-10W	1	6.284	6.913	1.00	1.00	127.26	4468.40	0.000	0.000	879.66	0.00	0.00
21	117.00	F4P-HRK10	1	6.284	6.913	1.00	1.00	19.42	1508.15	0.000	0.000	134.23	0.00	0.00
22	117.00	VV-65B-R1	4	6.284	6.913	0.55	0.75	20.30	809.04	0.000	0.000	140.36	0.00	0.00
23	117.00	4460 B25 + B66	4	6.284	6.913	0.50	0.75	7.05	678.90	0.000	0.000	48.74	0.00	0.00
24	117.00	AIR6419 B41	4	6.284	6.913	0.53	0.75	14.01	626.93	0.000	0.000	96.84	0.00	0.00
25	117.00	(1) 8'x2.375" mount pipe	16	6.284	6.913	1.00	1.00	68.90	1286.29	0.000	0.000	476.30	0.00	0.00
26	117.00	Ericsson 4480 B71 + B85	4	6.284	6.913	0.50	0.75	7.05	659.07	0.000	0.000	48.74	0.00	0.00
27	65.00	Motorola RRA4905A	2	5.313	5.844	1.00	1.00	0.99	14.35	0.000	0.000	5.81	0.00	0.00
							Totals:		**29,165.29**			**4,495.48**		

Copyright © 2022 by Tower Engineering Solutions, LLC. All rights reserved.

Total Applied Force Summary

Structure:	CT13613-A-SBA		**Code:**	TIA-222-G	7/29/2022
Site Name:	Johnson		**Exposure:**	B	
Height:	150.00 (ft)		**Crest Height:**	0.00	
Base Elev:	0.000 (ft)		**Site Class:**	D - Stiff Soil	
Gh:	1.1	**Topography:** 1	**Struct Class:**	II	Page: 20

Tower Engineering Solutions

Load Case: 1.2D + 1.0Di + 1.0Wi 50 mph Wind

Dead Load Factor 1.20

Wind Load Factor 1.00

Iterations 22

Elev (ft)	Description	Lateral FX (-) (lb)	Axial FY (-) (lb)	Torsion MY (lb-ft)	Moment MZ (lb-ft)
0.00		0.00	0.00	0.00	0.00
5.00		146.88	2446.52	0.00	0.00
10.00		144.21	2434.88	0.00	0.00
15.00		141.38	2408.66	0.00	0.00
20.00		138.48	2376.01	0.00	0.00
25.00		135.54	2339.63	0.00	0.00
30.00		132.69	2300.77	0.00	0.00
35.00		135.54	2260.14	0.00	0.00
40.00		137.56	2218.16	0.00	0.00
44.75		131.81	2067.54	0.00	0.00
45.00		6.95	157.44	0.00	0.00
50.00		141.37	3108.55	0.00	0.00
51.00		28.01	613.83	0.00	0.00
55.00		113.05	1386.70	0.00	0.00
60.00		141.55	1701.32	0.00	0.00
65.00	(2) attachments	146.85	1680.44	0.00	0.00
70.00		140.19	1603.98	0.00	0.00
75.00		139.03	1567.59	0.00	0.00
80.00		137.59	1530.84	0.00	0.00
84.75		129.09	1420.23	0.00	0.00
85.00		6.78	105.76	0.00	0.00
89.75		128.80	1976.93	0.00	0.00
90.00		6.68	65.43	0.00	0.00
95.00		133.46	1286.26	0.00	0.00
100.00		131.12	1253.68	0.00	0.00
105.00		128.60	1220.88	0.00	0.00
110.00		125.89	1187.86	0.00	0.00
115.00		123.01	1154.65	0.00	0.00
117.00	(38) attachments	2207.48	12743.92	0.00	0.00
120.00		71.43	632.07	0.00	0.00
125.00		116.77	1024.10	0.00	0.00
126.00		22.85	201.79	0.00	0.00
127.00	(20) attachments	751.67	6369.18	0.00	0.00
129.75		62.65	690.54	0.00	0.00
130.00		5.63	40.24	0.00	0.00
135.00		111.33	783.61	0.00	0.00
139.00	(30) attachments	834.97	6424.66	0.00	0.00
140.00		21.16	134.06	0.00	0.00
145.00		104.02	647.75	0.00	0.00
150.00	(13) attachments	953.27	5563.48	0.00	0.00
	Totals:	**8,415.34**	**79,130.10**	**0.00**	**0.00**

Copyright © 2022 by Tower Engineering Solutions, LLC. All rights reserved.

Linear Appurtenance Segment Forces (Factored)

Structure:	CT13613-A-SBA	**Code:**	TIA-222-G	7/29/2022	
Site Name:	Johnson	**Exposure:**	B		
Height:	150.00 (ft)	**Crest Height:**	0.00		
Base Elev:	0.000 (ft)	**Site Class:**	D - Stiff Soil		
Gh:	1.1 **Topography:** 1	**Struct Class:**	II	Page: 21	

Load Case: 1.2D + 1.0Di + 1.0Wi 50 mph Wind

Dead Load Factor 1.20

Wind Load Factor 1.00

Iterations 22

Top Elev (ft)	Description	Wind Exposed	Length (ft)	Ca	Exposed Width (in)	Area (sqft)	CaAa (sqft)	Ra	Cf Adjust Factor	qz (psf)	F X (lb)	Dead Load (lb)
5.00	1/2" Coax	Yes	5.00	0.000	0.65	1.31	0.00	0.011	0.000	4.256	0.00	17.98
10.00	1/2" Coax	Yes	5.00	0.000	0.65	1.38	0.00	0.011	0.000	4.256	0.00	19.83
15.00	1/2" Coax	Yes	5.00	0.000	0.65	1.43	0.00	0.011	0.000	4.256	0.00	21.02
20.00	1/2" Coax	Yes	5.00	0.000	0.65	1.46	0.00	0.012	0.000	4.256	0.00	21.92
25.00	1/2" Coax	Yes	5.00	0.000	0.65	1.49	0.00	0.012	0.000	4.256	0.00	22.65
30.00	1/2" Coax	Yes	5.00	0.000	0.65	1.51	0.00	0.012	0.000	4.260	0.00	23.27
35.00	1/2" Coax	Yes	5.00	0.000	0.65	1.53	0.00	0.012	0.000	4.451	0.00	23.81
40.00	1/2" Coax	Yes	5.00	0.000	0.65	1.55	0.00	0.013	0.000	4.625	0.00	24.29
44.75	1/2" Coax	Yes	4.75	0.000	0.65	1.48	0.00	0.013	0.000	4.775	0.00	23.46
45.00	1/2" Coax	Yes	0.25	0.000	0.65	0.08	0.00	0.013	0.000	4.783	0.00	1.24
50.00	1/2" Coax	Yes	5.00	0.000	0.65	1.57	0.00	0.013	0.000	4.929	0.00	25.11
51.00	1/2" Coax	Yes	1.00	0.000	0.65	0.32	0.00	0.014	0.000	4.957	0.00	5.04
55.00	1/2" Coax	Yes	4.00	0.000	0.65	1.27	0.00	0.014	0.000	5.065	0.00	20.38
60.00	1/2" Coax	Yes	5.00	0.000	0.65	1.60	0.00	0.014	0.000	5.193	0.00	25.81
65.00	1/2" Coax	Yes	5.00	0.000	0.65	1.61	0.00	0.014	0.000	5.313	0.00	26.13
										Totals:	**0.0**	**301.9**

Copyright © 2022 by Tower Engineering Solutions, LLC. All rights reserved.

Calculated Forces

Structure:	CT13613-A-SBA	**Code:**	TIA-222-G	7/29/2022	
Site Name:	Johnson	**Exposure:**	B		
Height:	150.00 (ft)	**Crest Height:**	0.00		
Base Elev:	0.000 (ft)	**Site Class:**	D - Stiff Soil		
Gh:	1.1 **Topography:** 1	**Struct Class:**	II	Page: 22	

Load Case: 1.2D + 1.0Di + 1.0Wi 50 mph Wind

Dead Load Factor 1.20

Wind Load Factor 1.00

Iterations 22

Seg Elev (ft)	Pu FY (-) (kips)	Vu FX (-) (kips)	Tu MY (-) (ft-kips)	Mu MZ (ft-kips)	Mu MX (ft-kips)	Resultant Moment (ft-kips)	phi Pn (kips)	phi Vn (kips)	phi Tn (ft-kips)	phi Mn (ft-kips)	Total Deflect (in)	Rotation Sway (deg)	Rotation Twist (deg)	Stress Ratio
0.00	-79.13	-8.44	0.00	-922.36	0.00	922.36	5554.25	2777.13	13600.6	6810.41	0.00	0.000	0.000	0.150
5.00	-76.68	-8.34	0.00	-880.16	0.00	880.16	5477.89	2738.95	13118.7	6569.12	0.02	-0.035	0.000	0.148
10.00	-74.24	-8.24	0.00	-838.47	0.00	838.47	5399.54	2699.77	12640.4	6329.59	0.07	-0.070	0.000	0.146
15.00	-71.82	-8.14	0.00	-797.28	0.00	797.28	5319.17	2659.59	12165.9	6092.00	0.17	-0.106	0.000	0.144
20.00	-69.44	-8.04	0.00	-756.59	0.00	756.59	5236.81	2618.40	11695.6	5856.50	0.30	-0.142	0.000	0.142
25.00	-67.10	-7.94	0.00	-716.40	0.00	716.40	5152.44	2576.22	11229.8	5623.26	0.47	-0.179	0.000	0.140
30.00	-64.79	-7.84	0.00	-676.69	0.00	676.69	5066.07	2533.04	10768.8	5392.43	0.67	-0.217	0.000	0.138
35.00	-62.53	-7.74	0.00	-637.47	0.00	637.47	4977.70	2488.85	10313.0	5164.19	0.92	-0.256	0.000	0.136
40.00	-60.30	-7.63	0.00	-598.77	0.00	598.77	4887.33	2443.67	9862.71	4938.68	1.21	-0.295	0.000	0.134
44.75	-58.23	-7.51	0.00	-562.51	0.00	562.51	4799.62	2399.81	9440.25	4727.14	1.52	-0.332	0.000	0.131
45.00	-58.07	-7.52	0.00	-560.63	0.00	560.63	4794.96	2397.48	9418.17	4716.08	1.54	-0.334	0.000	0.131
50.00	-54.96	-7.39	0.00	-523.02	0.00	523.02	4700.58	2350.29	8979.75	4496.55	1.91	-0.374	0.000	0.128
51.00	-54.35	-7.37	0.00	-515.63	0.00	515.63	3008.41	1504.20	5823.48	2916.07	1.99	-0.383	0.000	0.195
55.00	-52.96	-7.29	0.00	-486.14	0.00	486.14	2970.26	1485.13	5621.72	2815.04	2.33	-0.415	0.000	0.191
60.00	-51.25	-7.19	0.00	-449.68	0.00	449.68	2920.78	1460.39	5370.82	2689.40	2.79	-0.470	0.000	0.185
65.00	-49.56	-7.07	0.00	-413.75	0.00	413.75	2869.29	1434.64	5121.68	2564.65	3.31	-0.525	0.000	0.179
70.00	-47.95	-6.96	0.00	-378.39	0.00	378.39	2815.80	1407.90	4874.61	2440.93	3.89	-0.580	0.000	0.172
75.00	-46.38	-6.85	0.00	-343.58	0.00	343.58	2760.31	1380.15	4629.95	2318.41	4.53	-0.635	0.000	0.165
80.00	-44.85	-6.74	0.00	-309.33	0.00	309.33	2702.81	1351.41	4388.01	2197.26	5.22	-0.689	0.000	0.157
84.75	-43.42	-6.61	0.00	-277.33	0.00	277.33	2646.34	1323.17	4160.98	2083.58	5.94	-0.740	0.000	0.150
85.00	-43.32	-6.62	0.00	-275.68	0.00	275.68	2643.31	1321.66	4149.11	2077.64	5.98	-0.743	0.000	0.149
89.75	-41.34	-6.49	0.00	-244.22	0.00	244.22	1922.43	961.22	2968.94	1486.68	6.74	-0.793	0.000	0.186
90.00	-41.27	-6.50	0.00	-242.60	0.00	242.60	1920.55	960.27	2960.86	1482.63	6.78	-0.796	0.000	0.185
95.00	-39.98	-6.39	0.00	-210.09	0.00	210.09	1881.78	940.89	2799.79	1401.97	7.65	-0.857	0.000	0.171
100.00	-38.72	-6.28	0.00	-178.13	0.00	178.13	1841.02	920.51	2640.02	1321.97	8.58	-0.915	0.000	0.156
105.00	-37.50	-6.16	0.00	-146.74	0.00	146.74	1798.25	899.12	2481.89	1242.79	9.57	-0.970	0.000	0.139
110.00	-36.31	-6.05	0.00	-115.92	0.00	115.92	1753.48	876.74	2325.70	1164.58	10.61	-1.019	0.000	0.120
115.00	-35.15	-5.92	0.00	-85.68	0.00	85.68	1706.70	853.35	2171.78	1087.50	11.70	-1.062	0.000	0.099
117.00	-22.45	-3.48	0.00	-73.84	0.00	73.84	1687.43	843.72	2110.92	1057.03	12.15	-1.077	0.000	0.083
120.00	-21.82	-3.41	0.00	-63.39	0.00	63.39	1657.93	828.96	2020.46	1011.73	12.83	-1.097	0.000	0.076
125.00	-20.79	-3.28	0.00	-46.35	0.00	46.35	1607.15	803.57	1872.06	937.42	14.00	-1.127	0.000	0.062
126.00	-20.59	-3.25	0.00	-43.07	0.00	43.07	1596.75	798.38	1842.76	922.75	14.24	-1.133	0.000	0.060
127.00	-14.24	-2.38	0.00	-39.82	0.00	39.82	1586.28	793.14	1813.59	908.14	14.48	-1.138	0.000	0.053
129.75	-13.55	-2.30	0.00	-33.28	0.00	33.28	1068.62	534.31	1212.20	607.00	15.14	-1.151	0.000	0.068
130.00	-13.51	-2.30	0.00	-32.70	0.00	32.70	1067.16	533.58	1207.67	604.73	15.20	-1.152	0.000	0.067
135.00	-12.73	-2.18	0.00	-21.20	0.00	21.20	1036.93	518.46	1117.63	559.65	16.42	-1.177	0.000	0.050
139.00	-6.32	-1.21	0.00	-12.50	0.00	12.50	1011.29	505.65	1046.45	524.00	17.41	-1.191	0.000	0.030
140.00	-6.19	-1.19	0.00	-11.29	0.00	11.29	1004.68	502.34	1028.80	515.16	17.66	-1.194	0.000	0.028
145.00	-5.54	-1.07	0.00	-5.35	0.00	5.35	970.44	485.22	941.49	471.44	18.92	-1.204	0.000	0.017
150.00	0.00	-0.95	0.00	0.00	0.00	0.00	934.20	467.10	856.03	428.65	20.18	-1.208	0.000	0.000

Copyright © 2022 by Tower Engineering Solutions, LLC. All rights reserved.

Seismic Segment Forces (Factored)

Structure:	CT13613-A-SBA		**Code:**	TIA-222-G	7/29/2022
Site Name:	Johnson		**Exposure:**	B	
Height:	150.00 (ft)		**Crest Height:**	0.00	
Base Elev:	0.000 (ft)		**Site Class:**	D - Stiff Soil	
Gh:	1.1	**Topography:** 1	**Struct Class:**	II	Page: 23

Tower Engineering Solutions

Load Case:	1.2D + 1.0E							**Iterations**	20
Gust Response Factor	1.10				**Sds**	0.19		**Ss**	0.17
Dead Load Factor	1.20	**Seismic Load Factor**	1.00		**Sd1**	0.10		**S1**	0.07
Wind Load Factor	0.00	**Structure Frequency (f1)**	0.40		**SA**	0.04	**Seismic Importance Factor**		1.00

Top Elev (ft)	Description	Wz (lb)	a	b	c	Lateral Fs (lb)	R: 1.50
0.00		0.00	0.00	0.00	0.00	0.00	
5.00		1391.8	0.00	0.03	0.02	21.88	
10.00		1361.1	0.01	0.05	0.03	31.77	
15.00		1330.3	0.02	0.06	0.04	36.25	
20.00		1299.6	0.03	0.07	0.04	38.10	
25.00		1268.9	0.05	0.07	0.04	38.75	
30.00		1238.2	0.08	0.07	0.04	38.92	
35.00		1207.5	0.10	0.07	0.04	38.95	
40.00		1176.8	0.13	0.07	0.03	38.85	
44.75	Bot - Section 2	1089.5	0.17	0.07	0.03	36.54	
45.00		97.62	0.17	0.07	0.03	3.28	
50.00		1924.7	0.21	0.06	0.02	64.59	
51.00	Top - Section 1	378.64	0.22	0.06	0.02	12.67	
55.00		628.19	0.25	0.05	0.02	20.45	
60.00		765.49	0.30	0.04	0.01	22.97	
65.00	Appurtenance(s)	745.56	0.35	0.03	0.01	18.92	
70.00		721.62	0.41	0.01	0.01	13.21	
75.00		699.68	0.47	-0.01	0.01	6.25	
80.00		677.74	0.54	-0.03	0.01	-1.28	
84.75	Bot - Section 3	623.54	0.60	-0.05	0.01	-7.57	
85.00		58.46	0.61	-0.06	0.02	-0.74	
89.75	Top - Section 2	1092.0	0.68	-0.08	0.03	-23.12	
90.00		25.32	0.68	-0.08	0.03	-0.55	
95.00		497.14	0.76	-0.10	0.04	-13.46	
100.00		479.59	0.84	-0.12	0.07	-13.54	
105.00		462.04	0.93	-0.12	0.10	-11.36	
110.00		444.49	1.02	-0.11	0.14	-7.10	
115.00		426.94	1.11	-0.06	0.19	-1.00	
117.00	Appurtenance(s)	5231.3	1.15	-0.04	0.22	23.67	
120.00		243.53	1.21	0.01	0.26	3.97	
125.00		391.84	1.31	0.14	0.35	15.68	
126.00	Bot - Section 4	76.26	1.33	0.17	0.37	3.46	
127.00	Appurtenance(s)	2727.7	1.35	0.20	0.39	138.89	
129.75	Top - Section 3	359.73	1.41	0.31	0.45	24.19	
130.00		13.94	1.42	0.32	0.45	0.96	
135.00		271.98	1.53	0.58	0.58	27.95	
139.00	Appurtenance(s)	2529.8	1.62	0.85	0.70	338.21	
140.00		50.71	1.65	0.93	0.73	7.20	
145.00		245.66	1.77	1.39	0.92	45.82	
150.00	Appurtenance(s)	1917.3	1.89	1.98	1.14	453.50	
	Totals:	**36,172.8**				**1,486.1**	**Total Wind:** **24,798.4**

Copyright © 2022 by Tower Engineering Solutions, LLC. All rights reserved.

Calculated Forces

Structure:	CT13613-A-SBA	**Code:**	TIA-222-G	7/29/2022	
Site Name:	Johnson	**Exposure:**	B		
Height:	150.00 (ft)	**Crest Height:**	0.00		
Base Elev:	0.000 (ft)	**Site Class:**	D - Stiff Soil		
Gh:	1.1	**Topography:** 1	**Struct Class:**	II	Page: 24

Tower Engineering Solutions

Load Case:	1.2D + 1.0E							**Iterations**	20
Gust Response Factor	1.10			**Sds**	0.19			**Ss**	0.17
Dead Load Factor	1.20	**Seismic Load Factor**	1.00	**Sd1**	0.10			**S1**	0.07
Wind Load Factor	0.00	**Structure Frequency (f1)**	0.40	**SA**	0.04	**Seismic Importance Factor**			1.00

Seg Elev (ft)	Pu FY (-) (kips)	Vu FX (-) (kips)	Tu MY (-) (ft-kips)	Mu MZ (ft-kips)	Mu MX (ft-kips)	Resultant Moment (ft-kips)	phi Pn (kips)	phi Vn (kips)	phi Tn (ft-kips)	phi Mn (ft-kips)	Total Deflect (in)	Rotation Sway (deg)	Rotation Twist (deg)	Stress Ratio
0.00	-51.25	-1.57	0.00	-176.83	0.00	176.83	5554.25	2777.13	13600.6	6810.41		0.00	0.00	0.035
5.00	-49.29	-1.55	0.00	-169.00	0.00	169.00	5477.89	2738.95	13118.7	6569.12		0.00	-0.01	0.035
10.00	-47.36	-1.53	0.00	-161.24	0.00	161.24	5399.54	2699.77	12640.4	6329.59		0.01	-0.01	0.034
15.00	-45.47	-1.49	0.00	-153.61	0.00	153.61	5319.17	2659.59	12165.9	6092.00		0.03	-0.02	0.034
20.00	-43.62	-1.46	0.00	-146.14	0.00	146.14	5236.81	2618.40	11695.6	5856.50		0.06	-0.03	0.033
25.00	-41.80	-1.43	0.00	-138.84	0.00	138.84	5152.44	2576.22	11229.8	5623.26		0.09	-0.03	0.033
30.00	-40.02	-1.39	0.00	-131.71	0.00	131.71	5066.07	2533.04	10768.8	5392.43		0.13	-0.04	0.032
35.00	-38.28	-1.36	0.00	-124.76	0.00	124.76	4977.70	2488.85	10313.0	5164.19		0.18	-0.05	0.032
40.00	-36.57	-1.32	0.00	-117.98	0.00	117.98	4887.33	2443.67	9862.71	4938.68		0.23	-0.06	0.031
44.75	-34.98	-1.28	0.00	-111.71	0.00	111.71	4799.62	2399.81	9440.25	4727.14		0.29	-0.06	0.031
45.00	-34.85	-1.28	0.00	-111.39	0.00	111.39	4794.96	2397.48	9418.17	4716.08		0.30	-0.06	0.031
50.00	-32.25	-1.22	0.00	-104.97	0.00	104.97	4700.58	2350.29	8979.75	4496.55		0.37	-0.07	0.030
51.00	-31.74	-1.21	0.00	-103.75	0.00	103.75	3008.41	1504.20	5823.48	2916.07		0.39	-0.07	0.046
55.00	-30.75	-1.19	0.00	-98.92	0.00	98.92	2970.26	1485.13	5621.72	2815.04		0.45	-0.08	0.045
60.00	-29.53	-1.17	0.00	-92.97	0.00	92.97	2920.78	1460.39	5370.82	2689.40		0.54	-0.09	0.045
65.00	-28.35	-1.16	0.00	-87.11	0.00	87.11	2869.29	1434.64	5121.68	2564.65		0.64	-0.10	0.044
70.00	-27.19	-1.15	0.00	-81.33	0.00	81.33	2815.80	1407.90	4874.61	2440.93		0.76	-0.12	0.043
75.00	-26.06	-1.14	0.00	-75.60	0.00	75.60	2760.31	1380.15	4629.95	2318.41		0.89	-0.13	0.042
80.00	-24.95	-1.15	0.00	-69.88	0.00	69.88	2702.81	1351.41	4388.01	2197.26		1.03	-0.14	0.041
84.75	-23.92	-1.15	0.00	-64.44	0.00	64.44	2646.34	1323.17	4160.98	2083.58		1.17	-0.15	0.040
85.00	-23.84	-1.15	0.00	-64.15	0.00	64.15	2643.31	1321.66	4149.11	2077.64		1.18	-0.15	0.040
89.75	-22.25	-1.15	0.00	-58.70	0.00	58.70	1922.43	961.22	2968.94	1486.68		1.34	-0.16	0.051
90.00	-22.21	-1.15	0.00	-58.41	0.00	58.41	1920.55	960.27	2960.86	1482.63		1.35	-0.16	0.051
95.00	-21.32	-1.15	0.00	-52.67	0.00	52.67	1881.78	940.89	2799.79	1401.97		1.53	-0.18	0.049
100.00	-20.45	-1.15	0.00	-46.90	0.00	46.90	1841.02	920.51	2640.02	1321.97		1.72	-0.19	0.047
105.00	-19.60	-1.16	0.00	-41.13	0.00	41.13	1798.25	899.12	2481.89	1242.79		1.93	-0.21	0.044
110.00	-18.78	-1.16	0.00	-35.35	0.00	35.35	1753.48	876.74	2325.70	1164.58		2.16	-0.22	0.041
115.00	-17.97	-1.16	0.00	-29.55	0.00	29.55	1706.70	853.35	2171.78	1087.50		2.40	-0.24	0.038
117.00	-11.58	-1.11	0.00	-27.24	0.00	27.24	1687.43	843.72	2110.92	1057.03		2.50	-0.24	0.033
120.00	-11.15	-1.11	0.00	-23.91	0.00	23.91	1657.93	828.96	2020.46	1011.73		2.66	-0.25	0.030
125.00	-10.45	-1.09	0.00	-18.39	0.00	18.39	1607.15	803.57	1872.06	937.42		2.93	-0.26	0.026
126.00	-10.31	-1.08	0.00	-17.30	0.00	17.30	1596.75	798.38	1842.76	922.75		2.98	-0.26	0.025
127.00	-6.99	-0.93	0.00	-16.21	0.00	16.21	1586.28	793.14	1813.59	908.14		3.04	-0.27	0.022
129.75	-6.48	-0.90	0.00	-13.66	0.00	13.66	1068.62	534.31	1212.20	607.00		3.19	-0.27	0.029
130.00	-6.45	-0.90	0.00	-13.43	0.00	13.43	1067.16	533.58	1207.67	604.73		3.21	-0.27	0.028
135.00	-5.98	-0.87	0.00	-8.91	0.00	8.91	1036.93	518.46	1117.63	559.65		3.50	-0.28	0.022
139.00	-2.82	-0.52	0.00	-5.41	0.00	5.41	1011.29	505.65	1046.45	524.00		3.74	-0.29	0.013
140.00	-2.74	-0.51	0.00	-4.89	0.00	4.89	1004.68	502.34	1028.80	515.16		3.80	-0.29	0.012
145.00	-2.37	-0.47	0.00	-2.33	0.00	2.33	970.44	485.22	941.49	471.44		4.10	-0.29	0.007
150.00	0.00	-0.45	0.00	0.00	0.00	0.00	934.20	467.10	856.03	428.65		4.41	-0.30	0.000

Copyright © 2022 by Tower Engineering Solutions, LLC. All rights reserved.

Seismic Segment Forces (Factored)

Structure:	CT13613-A-SBA	**Code:**	TIA-222-G	7/29/2022	
Site Name:	Johnson	**Exposure:**	B		
Height:	150.00 (ft)	**Crest Height:**	0.00		
Base Elev:	0.000 (ft)	**Site Class:**	D - Stiff Soil		
Gh:	1.1	**Topography:** 1	**Struct Class:**	II	Page: 25

Tower Engineering Solutions

Load Case:	0.9D + 1.0E					**Iterations**	20
Gust Response Factor	1.10			**Sds**	0.19	**Ss**	0.17
Dead Load Factor	0.90	**Seismic Load Factor**	1.00	**Sd1**	0.10	**S1**	0.07
Wind Load Factor	0.00	**Structure Frequency (f1)**	0.40	**SA**	0.04	**Seismic Importance Factor**	1.00

Top Elev (ft)	Description	Wz (lb)	a	b	c	Lateral Fs (lb)	R: 1.50
0.00		0.00	0.00	0.00	0.00	0.00	
5.00		1391.8	0.00	0.03	0.02	21.88	
10.00		1361.1	0.01	0.05	0.03	31.77	
15.00		1330.3	0.02	0.06	0.04	36.25	
20.00		1299.6	0.03	0.07	0.04	38.10	
25.00		1268.9	0.05	0.07	0.04	38.75	
30.00		1238.2	0.08	0.07	0.04	38.92	
35.00		1207.5	0.10	0.07	0.04	38.95	
40.00		1176.8	0.13	0.07	0.03	38.85	
44.75	Bot - Section 2	1089.5	0.17	0.07	0.03	36.54	
45.00		97.62	0.17	0.07	0.03	3.28	
50.00		1924.7	0.21	0.06	0.02	64.59	
51.00	Top - Section 1	378.64	0.22	0.06	0.02	12.67	
55.00		628.19	0.25	0.05	0.02	20.45	
60.00		765.49	0.30	0.04	0.01	22.97	
65.00	Appurtenance(s)	745.56	0.35	0.03	0.01	18.92	
70.00		721.62	0.41	0.01	0.01	13.21	
75.00		699.68	0.47	-0.01	0.01	6.25	
80.00		677.74	0.54	-0.03	0.01	-1.28	
84.75	Bot - Section 3	623.54	0.60	-0.05	0.01	-7.57	
85.00		58.46	0.61	-0.06	0.02	-0.74	
89.75	Top - Section 2	1092.0	0.68	-0.08	0.03	-23.12	
90.00		25.32	0.68	-0.08	0.03	-0.55	
95.00		497.14	0.76	-0.10	0.04	-13.46	
100.00		479.59	0.84	-0.12	0.07	-13.54	
105.00		462.04	0.93	-0.12	0.10	-11.36	
110.00		444.49	1.02	-0.11	0.14	-7.10	
115.00		426.94	1.11	-0.06	0.19	-1.00	
117.00	Appurtenance(s)	5231.3	1.15	-0.04	0.22	23.67	
120.00		243.53	1.21	0.01	0.26	3.97	
125.00		391.84	1.31	0.14	0.35	15.68	
126.00	Bot - Section 4	76.26	1.33	0.17	0.37	3.46	
127.00	Appurtenance(s)	2727.7	1.35	0.20	0.39	138.89	
129.75	Top - Section 3	359.73	1.41	0.31	0.45	24.19	
130.00		13.94	1.42	0.32	0.45	0.96	
135.00		271.98	1.53	0.58	0.58	27.95	
139.00	Appurtenance(s)	2529.8	1.62	0.85	0.70	338.21	
140.00		50.71	1.65	0.93	0.73	7.20	
145.00		245.66	1.77	1.39	0.92	45.82	
150.00	Appurtenance(s)	1917.3	1.89	1.98	1.14	453.50	
	Totals:	**36,172.8**				**1,486.1**	**Total Wind:** **24,798.4**

Copyright © 2022 by Tower Engineering Solutions, LLC. All rights reserved.

Calculated Forces

Structure:	CT13613-A-SBA	**Code:**	TIA-222-G	7/29/2022	
Site Name:	Johnson	**Exposure:**	B		
Height:	150.00 (ft)	**Crest Height:**	0.00		
Base Elev:	0.000 (ft)	**Site Class:**	D - Stiff Soil		
Gh:	1.1	**Topography:** 1	**Struct Class:**	II	Page: 26

Tower Engineering Solutions

Load Case:	0.9D + 1.0E							**Iterations**	20
Gust Response Factor	1.10			**Sds**	0.19			**Ss**	0.17
Dead Load Factor	0.90	**Seismic Load Factor**	1.00	**Sd1**	0.10			**S1**	0.07
Wind Load Factor	0.00	**Structure Frequency (f1)**	0.40	**SA**	0.04	**Seismic Importance Factor**			1.00

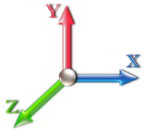

Seg Elev (ft)	Pu FY (-) (kips)	Vu FX (-) (kips)	Tu MY (-) (ft-kips)	Mu MZ (ft-kips)	Mu MX (ft-kips)	Resultant Moment (ft-kips)	phi Pn (kips)	phi Vn (kips)	phi Tn (ft-kips)	phi Mn (ft-kips)	Total Deflect (in)	Rotation Sway (deg)	Rotation Twist (deg)	Stress Ratio
0.00	-38.44	-1.57	0.00	-175.19	0.00	175.19	5554.25	2777.13	13600.6	6810.41		0.00	0.00	0.033
5.00	-36.97	-1.55	0.00	-167.35	0.00	167.35	5477.89	2738.95	13118.7	6569.12		0.00	-0.01	0.032
10.00	-35.52	-1.52	0.00	-159.61	0.00	159.61	5399.54	2699.77	12640.4	6329.59		0.01	-0.01	0.032
15.00	-34.10	-1.49	0.00	-152.00	0.00	152.00	5319.17	2659.59	12165.9	6092.00		0.03	-0.02	0.031
20.00	-32.71	-1.45	0.00	-144.55	0.00	144.55	5236.81	2618.40	11695.6	5856.50		0.06	-0.03	0.031
25.00	-31.35	-1.42	0.00	-137.28	0.00	137.28	5152.44	2576.22	11229.8	5623.26		0.09	-0.03	0.030
30.00	-30.02	-1.38	0.00	-130.19	0.00	130.19	5066.07	2533.04	10768.8	5392.43		0.13	-0.04	0.030
35.00	-28.71	-1.35	0.00	-123.27	0.00	123.27	4977.70	2488.85	10313.0	5164.19		0.18	-0.05	0.030
40.00	-27.43	-1.31	0.00	-116.54	0.00	116.54	4887.33	2443.67	9862.71	4938.68		0.23	-0.06	0.029
44.75	-26.24	-1.27	0.00	-110.32	0.00	110.32	4799.62	2399.81	9440.25	4727.14		0.29	-0.06	0.029
45.00	-26.14	-1.27	0.00	-110.00	0.00	110.00	4794.96	2397.48	9418.17	4716.08		0.29	-0.06	0.029
50.00	-24.19	-1.21	0.00	-103.64	0.00	103.64	4700.58	2350.29	8979.75	4496.55		0.37	-0.07	0.028
51.00	-23.80	-1.20	0.00	-102.43	0.00	102.43	3008.41	1504.20	5823.48	2916.07		0.38	-0.07	0.043
55.00	-23.06	-1.18	0.00	-97.64	0.00	97.64	2970.26	1485.13	5621.72	2815.04		0.45	-0.08	0.042
60.00	-22.15	-1.16	0.00	-91.75	0.00	91.75	2920.78	1460.39	5370.82	2689.40		0.54	-0.09	0.042
65.00	-21.26	-1.14	0.00	-85.96	0.00	85.96	2869.29	1434.64	5121.68	2564.65		0.64	-0.10	0.041
70.00	-20.39	-1.13	0.00	-80.25	0.00	80.25	2815.80	1407.90	4874.61	2440.93		0.75	-0.11	0.040
75.00	-19.54	-1.13	0.00	-74.59	0.00	74.59	2760.31	1380.15	4629.95	2318.41		0.88	-0.13	0.039
80.00	-18.71	-1.13	0.00	-68.95	0.00	68.95	2702.81	1351.41	4388.01	2197.26		1.02	-0.14	0.038
84.75	-17.94	-1.13	0.00	-63.59	0.00	63.59	2646.34	1323.17	4160.98	2083.58		1.16	-0.15	0.037
85.00	-17.88	-1.13	0.00	-63.30	0.00	63.30	2643.31	1321.66	4149.11	2077.64		1.17	-0.15	0.037
89.75	-16.69	-1.13	0.00	-57.93	0.00	57.93	1922.43	961.22	2968.94	1486.68		1.32	-0.16	0.048
90.00	-16.65	-1.13	0.00	-57.65	0.00	57.65	1920.55	960.27	2960.86	1482.63		1.33	-0.16	0.048
95.00	-15.99	-1.13	0.00	-51.99	0.00	51.99	1881.78	940.89	2799.79	1401.97		1.51	-0.18	0.046
100.00	-15.34	-1.14	0.00	-46.32	0.00	46.32	1841.02	920.51	2640.02	1321.97		1.70	-0.19	0.043
105.00	-14.70	-1.14	0.00	-40.64	0.00	40.64	1798.25	899.12	2481.89	1242.79		1.91	-0.21	0.041
110.00	-14.08	-1.14	0.00	-34.95	0.00	34.95	1753.48	876.74	2325.70	1164.58		2.13	-0.22	0.038
115.00	-13.48	-1.14	0.00	-29.25	0.00	29.25	1706.70	853.35	2171.78	1087.50		2.37	-0.23	0.035
117.00	-8.68	-1.10	0.00	-26.98	0.00	26.98	1687.43	843.72	2110.92	1057.03		2.47	-0.24	0.031
120.00	-8.36	-1.09	0.00	-23.69	0.00	23.69	1657.93	828.96	2020.46	1011.73		2.63	-0.25	0.028
125.00	-7.84	-1.08	0.00	-18.23	0.00	18.23	1607.15	803.57	1872.06	937.42		2.89	-0.26	0.024
126.00	-7.73	-1.07	0.00	-17.15	0.00	17.15	1596.75	798.38	1842.76	922.75		2.95	-0.26	0.023
127.00	-5.25	-0.92	0.00	-16.08	0.00	16.08	1586.28	793.14	1813.59	908.14		3.00	-0.26	0.021
129.75	-4.86	-0.90	0.00	-13.54	0.00	13.54	1068.62	534.31	1212.20	607.00		3.15	-0.27	0.027
130.00	-4.84	-0.90	0.00	-13.32	0.00	13.32	1067.16	533.58	1207.67	604.73		3.17	-0.27	0.027
135.00	-4.48	-0.87	0.00	-8.84	0.00	8.84	1036.93	518.46	1117.63	559.65		3.45	-0.28	0.020
139.00	-2.11	-0.52	0.00	-5.38	0.00	5.38	1011.29	505.65	1046.45	524.00		3.69	-0.28	0.012
140.00	-2.06	-0.51	0.00	-4.86	0.00	4.86	1004.68	502.34	1028.80	515.16		3.75	-0.29	0.011
145.00	-1.78	-0.46	0.00	-2.31	0.00	2.31	970.44	485.22	941.49	471.44		4.05	-0.29	0.007
150.00	0.00	-0.45	0.00	0.00	0.00	0.00	934.20	467.10	856.03	428.65		4.36	-0.29	0.000

Copyright © 2022 by Tower Engineering Solutions, LLC. All rights reserved.

Wind Loading - Shaft

Structure:	CT13613-A-SBA		**Code:**	TIA-222-G	7/29/2022
Site Name:	Johnson		**Exposure:**	B	
Height:	150.00 (ft)		**Crest Height:**	0.00	
Base Elev:	0.000 (ft)		**Site Class:**	D - Stiff Soil	
Gh:	1.1	**Topography:** 1	**Struct Class:**	II	Page: 27

Tower Engineering Solutions

Load Case: 1.0D + 1.0W 60 mph Wind

Dead Load Factor 1.00

Wind Load Factor 1.00

Iterations 21

Elev (ft)	Description	Kzt	Kz	qz (psf)	qzGh (psf)	C (mph-ft)	Cf	Ice Thick (in)	Tributary (ft)	Aa (sf)	CfAa (sf)	Wind Force X (lb)	Dead Load Ice (lb)	Tot Dead Load (lb)
0.00		1.00	0.70	6.129	6.74	254.87	0.650	0.000	0.00	0.000	0.00	0.0	0.0	0.0
5.00		1.00	0.70	6.129	6.74	249.35	0.650	0.000	5.00	25.111	16.32	110.0	0.0	1391.8
10.00		1.00	0.70	6.129	6.74	243.83	0.650	0.000	5.00	24.561	15.96	107.6	0.0	1361.1
15.00		1.00	0.70	6.129	6.74	238.30	0.650	0.000	5.00	24.011	15.61	105.2	0.0	1330.4
20.00		1.00	0.70	6.129	6.74	232.78	0.650	0.000	5.00	23.461	15.25	102.8	0.0	1299.7
25.00		1.00	0.70	6.129	6.74	227.26	0.650	0.000	5.00	22.911	14.89	100.4	0.0	1269.0
30.00		1.00	0.70	6.134	6.75	221.83	0.650	0.000	5.00	22.361	14.53	98.1	0.0	1238.2
35.00		1.00	0.73	6.410	7.05	221.12	0.650	0.000	5.00	21.811	14.18	100.0	0.0	1207.5
40.00		1.00	0.76	6.659	7.33	219.62	0.650	0.000	5.00	21.260	13.82	101.2	0.0	1176.8
44.75	Bot - Section 2	1.00	0.79	6.876	7.56	217.62	0.650	0.000	4.75	19.688	12.80	96.8	0.0	1089.5
45.00		1.00	0.79	6.887	7.58	217.50	0.650	0.000	0.25	1.036	0.67	5.1	0.0	97.6
50.00		1.00	0.81	7.098	7.81	214.85	0.650	0.000	5.00	20.425	13.28	103.7	0.0	1924.8
51.00	Top - Section 1	1.00	0.82	7.138	7.85	214.27	0.650	0.000	1.00	4.019	2.61	20.5	0.0	378.6
55.00		1.00	0.83	7.294	8.02	214.67	0.650	0.000	4.00	15.856	10.31	82.7	0.0	628.2
60.00		1.00	0.85	7.477	8.22	211.26	0.650	0.000	5.00	19.325	12.56	103.3	0.0	765.5
65.00	Appurtenance(s)	1.00	0.87	7.650	8.42	207.52	0.650	0.000	5.00	18.775	12.20	102.7	0.0	743.6
70.00		1.00	0.89	7.814	8.60	203.49	0.650	0.000	5.00	18.225	11.85	101.8	0.0	721.6
75.00		1.00	0.91	7.969	8.77	199.21	0.650	0.000	5.00	17.675	11.49	100.7	0.0	699.7
80.00		1.00	0.93	8.118	8.93	194.70	0.650	0.000	5.00	17.125	11.13	99.4	0.0	677.7
84.75	Bot - Section 3	1.00	0.94	8.253	9.08	190.22	0.650	0.000	4.75	15.759	10.24	93.0	0.0	623.5
85.00		1.00	0.94	8.260	9.09	189.98	0.650	0.000	0.25	0.826	0.54	4.9	0.0	58.5
89.75	Top - Section 2	1.00	0.96	8.389	9.23	185.32	0.650	0.000	4.75	15.437	10.03	92.6	0.0	1092.1
90.00		1.00	0.96	8.396	9.24	187.56	0.650	0.000	0.25	0.799	0.52	4.8	0.0	25.3
95.00		1.00	0.97	8.526	9.38	182.50	0.650	0.000	5.00	15.686	10.20	95.6	0.0	497.1
100.00		1.00	0.99	8.652	9.52	177.28	0.650	0.000	5.00	15.136	9.84	93.6	0.0	479.6
105.00		1.00	1.00	8.774	9.65	171.91	0.650	0.000	5.00	14.586	9.48	91.5	0.0	462.0
110.00		1.00	1.02	8.891	9.78	166.41	0.650	0.000	5.00	14.036	9.12	89.2	0.0	444.5
115.00		1.00	1.03	9.005	9.91	160.78	0.650	0.000	5.00	13.486	8.77	86.8	0.0	426.9
117.00	Appurtenance(s)	1.00	1.03	9.049	9.95	158.49	0.650	0.000	2.00	5.240	3.41	33.9	0.0	165.9
120.00		1.00	1.04	9.115	10.03	155.02	0.650	0.000	3.00	7.696	5.00	50.2	0.0	243.5
125.00		1.00	1.05	9.222	10.14	149.15	0.650	0.000	5.00	12.386	8.05	81.7	0.0	391.8
126.00	Bot - Section 4	1.00	1.06	9.243	10.17	147.97	0.650	0.000	1.00	2.411	1.57	15.9	0.0	76.3
127.00	Appurtenance(s)	1.00	1.06	9.264	10.19	146.78	0.650	0.000	1.00	2.421	1.57	16.0	0.0	133.1
129.75	Top - Section 3	1.00	1.06	9.321	10.25	143.48	0.650	0.000	2.75	6.544	4.25	43.6	0.0	359.7
130.00		1.00	1.07	9.326	10.26	145.15	0.650	0.000	0.25	0.587	0.38	3.9	0.0	13.9
135.00		1.00	1.08	9.427	10.37	139.08	0.650	0.000	5.00	11.445	7.44	77.1	0.0	272.0
139.00	Appurtenance(s)	1.00	1.09	9.506	10.46	134.16	0.650	0.000	4.00	8.760	5.69	59.5	0.0	208.1
140.00		1.00	1.09	9.525	10.48	132.92	0.650	0.000	1.00	2.135	1.39	14.5	0.0	50.7
145.00		1.00	1.10	9.621	10.58	126.67	0.650	0.000	5.00	10.345	6.72	71.2	0.0	245.7
150.00	Appurtenance(s)	1.00	1.11	9.715	10.69	120.33	0.650	0.000	5.00	9.795	6.37	68.0	0.0	232.5
								Totals:	**150.00**			**2,829.7**		**24,504.2**

Copyright © 2022 by Tower Engineering Solutions, LLC. All rights reserved.

Discrete Appurtenance Forces

Structure:	CT13613-A-SBA	**Code:**	TIA-222-G	7/29/2022	
Site Name:	Johnson	**Exposure:**	B		
Height:	150.00 (ft)	**Crest Height:**	0.00		
Base Elev:	0.000 (ft)	**Site Class:**	D - Stiff Soil		
Gh:	1.1 **Topography:** 1	**Struct Class:**	II	Page: 28	

Tower Engineering Solutions

Load Case: 1.0D + 1.0W 60 mph Wind

Dead Load Factor 1.00

Wind Load Factor 1.00

Iterations 21

No.	Elev (ft)	Description	Qty	qz (psf)	qzGh (psf)	Orient Factor x Ka	Ka	Total CaAa (sf)	Dead Load (lb)	Horiz Ecc (ft)	Vert Ecc (ft)	Wind FX (lb)	Mom Y (lb-ft)	Mom Z (lb-ft)
1	150.00	Decibel DB846G90A-XY	12	9.715	10.686	1.01	0.90	60.60	184.80	0.000	0.000	647.60	0.00	0.00
2	150.00	Low Profile Platform	1	9.715	10.686	1.00	1.00	22.00	1500.00	0.000	0.000	235.10	0.00	0.00
3	139.00	Low Profile Platform	1	9.506	10.456	1.00	1.00	22.00	1500.00	0.000	0.000	230.04	0.00	0.00
4	139.00	Powerwave 7770	6	9.506	10.456	0.58	0.80	19.27	210.00	0.000	0.000	201.51	0.00	0.00
5	139.00	Kathrein 800 10764	1	9.506	10.456	1.00	1.00	5.88	40.80	0.000	0.000	61.48	0.00	0.00
6	139.00	KMW	2	9.506	10.456	0.81	0.90	12.99	97.00	0.000	0.000	135.85	0.00	0.00
7	139.00	Powerwave LGP 21401	6	9.506	10.456	0.54	0.80	0.00	105.00	0.000	0.000	0.00	0.00	0.00
8	139.00	Powerwave LGP 13519	6	9.506	10.456	0.54	0.80	1.09	31.80	0.000	0.000	11.43	0.00	0.00
9	139.00	Ericsson RRUS 11	6	9.506	10.456	0.54	0.80	8.10	304.20	0.000	0.000	84.74	0.00	0.00
10	139.00	Raycap DC6-48-60-18-8F	1	9.506	10.456	1.00	1.00	0.92	31.80	0.000	0.000	9.62	0.00	0.00
11	139.00	Commscope	1	9.506	10.456	1.00	1.00	0.05	1.10	0.000	0.000	0.52	0.00	0.00
12	127.00	RFS	1	9.264	10.190	1.00	1.00	4.06	32.00	0.000	0.000	41.37	0.00	0.00
13	127.00	Samsung RFV01U-D1A	3	9.264	10.190	0.54	0.80	3.02	292.50	0.000	0.000	30.80	0.00	0.00
14	127.00	Samsung RFV01U-D2A	3	9.264	10.190	0.54	0.80	3.02	246.00	0.000	0.000	30.80	0.00	0.00
15	127.00	Samsung MT6407-77A	3	9.264	10.190	0.56	0.80	7.88	238.20	0.000	0.000	80.29	0.00	0.00
16	127.00	Commscope	6	9.264	10.190	0.68	0.80	33.33	262.20	0.000	0.000	339.67	0.00	0.00
17	127.00	Low Profile Platform	1	9.264	10.190	1.00	1.00	22.00	1500.00	0.000	0.000	224.18	0.00	0.00
18	127.00	Commscope	3	9.264	10.190	0.40	0.80	1.78	23.70	0.000	0.000	18.10	0.00	0.00
19	117.00	APXVAALL24_43-U-NA20	4	9.049	9.954	0.55	0.75	44.33	491.20	0.000	0.000	441.22	0.00	0.00
20	117.00	SitePro F4P-10W	1	9.049	9.954	1.00	1.00	58.98	2396.00	0.000	0.000	587.09	0.00	0.00
21	117.00	F4P-HRK10	1	9.049	9.954	1.00	1.00	9.00	478.27	0.000	0.000	89.59	0.00	0.00
22	117.00	VV-65B-R1	4	9.049	9.954	0.55	0.75	17.54	111.60	0.000	0.000	174.57	0.00	0.00
23	117.00	4460 B25 + B66	4	9.049	9.954	0.50	0.75	5.73	416.00	0.000	0.000	57.02	0.00	0.00
24	117.00	AIR6419 B41	4	9.049	9.954	0.53	0.75	12.03	333.20	0.000	0.000	119.79	0.00	0.00
25	117.00	(1) 8'x2.375" mount pipe	16	9.049	9.954	1.00	1.00	30.40	467.20	0.000	0.000	302.60	0.00	0.00
26	117.00	Ericsson 4480 B71 + B85	4	9.049	9.954	0.50	0.75	5.73	372.00	0.000	0.000	57.02	0.00	0.00
27	65.00	Motorola RRA4905A	2	7.650	8.415	1.00	1.00	0.28	2.00	0.000	0.000	2.36	0.00	0.00
							Totals:		**11,668.57**			**4,214.39**		

Copyright © 2022 by Tower Engineering Solutions, LLC. All rights reserved.

Total Applied Force Summary

Structure:	CT13613-A-SBA		**Code:**	TIA-222-G	7/29/2022
Site Name:	Johnson		**Exposure:**	B	
Height:	150.00 (ft)		**Crest Height:**	0.00	
Base Elev:	0.000 (ft)		**Site Class:**	D - Stiff Soil	
Gh:	1.1	**Topography:** 1	**Struct Class:**	II	Page: 29

Tower Engineering Solutions

Load Case: 1.0D + 1.0W 60 mph Wind

Dead Load Factor 1.00

Wind Load Factor 1.00

Iterations 21

Elev (ft)	Description	Lateral FX (-) (lb)	Axial FY (-) (lb)	Torsion MY (lb-ft)	Moment MZ (lb-ft)
0.00		0.00	0.00	0.00	0.00
5.00		110.03	1636.71	0.00	0.00
10.00		107.62	1606.00	0.00	0.00
15.00		105.21	1575.29	0.00	0.00
20.00		102.80	1544.57	0.00	0.00
25.00		100.39	1513.86	0.00	0.00
30.00		98.07	1483.15	0.00	0.00
35.00		99.96	1452.44	0.00	0.00
40.00		101.23	1421.72	0.00	0.00
44.75		96.80	1322.19	0.00	0.00
45.00		5.10	109.87	0.00	0.00
50.00		103.65	2169.67	0.00	0.00
51.00		20.51	427.62	0.00	0.00
55.00		82.69	824.11	0.00	0.00
60.00		103.31	1010.39	0.00	0.00
65.00	(2) attachments	105.05	990.46	0.00	0.00
70.00		101.82	964.92	0.00	0.00
75.00		100.71	942.98	0.00	0.00
80.00		99.40	921.04	0.00	0.00
84.75		92.99	854.67	0.00	0.00
85.00		4.88	70.63	0.00	0.00
89.75		92.60	1323.20	0.00	0.00
90.00		4.79	37.48	0.00	0.00
95.00		95.63	740.44	0.00	0.00
100.00		93.64	722.89	0.00	0.00
105.00		91.50	705.34	0.00	0.00
110.00		89.23	687.79	0.00	0.00
115.00		86.83	670.24	0.00	0.00
117.00	(38) attachments	1862.81	5328.65	0.00	0.00
120.00		50.15	357.71	0.00	0.00
125.00		81.67	582.14	0.00	0.00
126.00		15.93	114.32	0.00	0.00
127.00	(20) attachments	781.25	2765.78	0.00	0.00
129.75		43.61	429.91	0.00	0.00
130.00		3.91	20.32	0.00	0.00
135.00		77.14	399.58	0.00	0.00
139.00	(30) attachments	794.74	2631.89	0.00	0.00
140.00		14.54	63.19	0.00	0.00
145.00		71.16	308.06	0.00	0.00
150.00	(13) attachments	950.74	1979.70	0.00	0.00
	Totals:	**7,044.12**	**42,710.91**	**0.00**	**0.00**

Copyright © 2022 by Tower Engineering Solutions, LLC. All rights reserved.

Linear Appurtenance Segment Forces (Factored)

Structure:	CT13613-A-SBA	**Code:**	TIA-222-G	7/29/2022	
Site Name:	Johnson	**Exposure:**	B		
Height:	150.00 (ft)	**Crest Height:**	0.00		
Base Elev:	0.000 (ft)	**Site Class:**	D - Stiff Soil		
Gh:	1.1 **Topography:** 1	**Struct Class:**	II	Page: 30	

Load Case: 1.0D + 1.0W 60 mph Wind

Dead Load Factor 1.00

Wind Load Factor 1.00

Iterations 21

Top Elev (ft)	Description	Wind Exposed	Length (ft)	Ca	Exposed Width (in)	Area (sqft)	CaAa (sqft)	Ra	Cf Adjust Factor	qz (psf)	F X (lb)	Dead Load (lb)
5.00	1/2" Coax	Yes	5.00	0.000	0.65	0.27	0.00	0.011	0.000	6.129	0.00	1.60
10.00	1/2" Coax	Yes	5.00	0.000	0.65	0.27	0.00	0.011	0.000	6.129	0.00	1.60
15.00	1/2" Coax	Yes	5.00	0.000	0.65	0.27	0.00	0.011	0.000	6.129	0.00	1.60
20.00	1/2" Coax	Yes	5.00	0.000	0.65	0.27	0.00	0.012	0.000	6.129	0.00	1.60
25.00	1/2" Coax	Yes	5.00	0.000	0.65	0.27	0.00	0.012	0.000	6.129	0.00	1.60
30.00	1/2" Coax	Yes	5.00	0.000	0.65	0.27	0.00	0.012	0.000	6.134	0.00	1.60
35.00	1/2" Coax	Yes	5.00	0.000	0.65	0.27	0.00	0.012	0.000	6.410	0.00	1.60
40.00	1/2" Coax	Yes	5.00	0.000	0.65	0.27	0.00	0.013	0.000	6.659	0.00	1.60
44.75	1/2" Coax	Yes	4.75	0.000	0.65	0.26	0.00	0.013	0.000	6.876	0.00	1.52
45.00	1/2" Coax	Yes	0.25	0.000	0.65	0.01	0.00	0.013	0.000	6.887	0.00	0.08
50.00	1/2" Coax	Yes	5.00	0.000	0.65	0.27	0.00	0.013	0.000	7.098	0.00	1.60
51.00	1/2" Coax	Yes	1.00	0.000	0.65	0.05	0.00	0.014	0.000	7.138	0.00	0.32
55.00	1/2" Coax	Yes	4.00	0.000	0.65	0.22	0.00	0.014	0.000	7.294	0.00	1.28
60.00	1/2" Coax	Yes	5.00	0.000	0.65	0.27	0.00	0.014	0.000	7.477	0.00	1.60
65.00	1/2" Coax	Yes	5.00	0.000	0.65	0.27	0.00	0.014	0.000	7.650	0.00	1.60
										Totals:	**0.0**	**20.8**

Copyright © 2022 by Tower Engineering Solutions, LLC. All rights reserved.

Calculated Forces

Structure:	CT13613-A-SBA	**Code:**	TIA-222-G	7/29/2022	
Site Name:	Johnson	**Exposure:**	B		
Height:	150.00 (ft)	**Crest Height:**	0.00		
Base Elev:	0.000 (ft)	**Site Class:**	D - Stiff Soil		
Gh:	1.1 **Topography:** 1	**Struct Class:**	II	Page: 31	

Tower Engineering Solutions

Load Case: 1.0D + 1.0W 60 mph Wind

Dead Load Factor 1.00

Wind Load Factor 1.00

Iterations 21

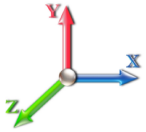

Seg Elev (ft)	Pu FY (-) (kips)	Vu FX (-) (kips)	Tu MY (-) (ft-kips)	Mu MZ (ft-kips)	Mu MX (ft-kips)	Resultant Moment (ft-kips)	phi Pn (kips)	phi Vn (kips)	phi Tn (ft-kips)	phi Mn (ft-kips)	Total Deflect (in)	Rotation Sway (deg)	Rotation Twist (deg)	Stress Ratio
0.00	-42.71	-7.05	0.00	-772.95	0.00	772.95	5554.25	2777.13	13600.6	6810.41	0.00	0.000	0.000	0.121
5.00	-41.07	-6.96	0.00	-737.68	0.00	737.68	5477.89	2738.95	13118.7	6569.12	0.02	-0.029	0.000	0.120
10.00	-39.46	-6.88	0.00	-702.86	0.00	702.86	5399.54	2699.77	12640.4	6329.59	0.06	-0.059	0.000	0.118
15.00	-37.88	-6.79	0.00	-668.48	0.00	668.48	5319.17	2659.59	12165.9	6092.00	0.14	-0.089	0.000	0.117
20.00	-36.33	-6.70	0.00	-634.54	0.00	634.54	5236.81	2618.40	11695.6	5856.50	0.25	-0.119	0.000	0.115
25.00	-34.82	-6.62	0.00	-601.02	0.00	601.02	5152.44	2576.22	11229.8	5623.26	0.39	-0.150	0.000	0.114
30.00	-33.33	-6.53	0.00	-567.93	0.00	567.93	5066.07	2533.04	10768.8	5392.43	0.57	-0.182	0.000	0.112
35.00	-31.87	-6.45	0.00	-535.26	0.00	535.26	4977.70	2488.85	10313.0	5164.19	0.77	-0.214	0.000	0.110
40.00	-30.45	-6.36	0.00	-503.02	0.00	503.02	4887.33	2443.67	9862.71	4938.68	1.02	-0.247	0.000	0.108
44.75	-29.12	-6.26	0.00	-472.82	0.00	472.82	4799.62	2399.81	9440.25	4727.14	1.28	-0.279	0.000	0.106
45.00	-29.01	-6.27	0.00	-471.26	0.00	471.26	4794.96	2397.48	9418.17	4716.08	1.29	-0.280	0.000	0.106
50.00	-26.84	-6.16	0.00	-439.93	0.00	439.93	4700.58	2350.29	8979.75	4496.55	1.60	-0.314	0.000	0.104
51.00	-26.41	-6.15	0.00	-433.76	0.00	433.76	3008.41	1504.20	5823.48	2916.07	1.67	-0.321	0.000	0.158
55.00	-25.58	-6.08	0.00	-409.18	0.00	409.18	2970.26	1485.13	5621.72	2815.04	1.95	-0.349	0.000	0.154
60.00	-24.57	-5.99	0.00	-378.80	0.00	378.80	2920.78	1460.39	5370.82	2689.40	2.34	-0.395	0.000	0.149
65.00	-23.58	-5.89	0.00	-348.88	0.00	348.88	2869.29	1434.64	5121.68	2564.65	2.78	-0.441	0.000	0.144
70.00	-22.61	-5.80	0.00	-319.42	0.00	319.42	2815.80	1407.90	4874.61	2440.93	3.27	-0.487	0.000	0.139
75.00	-21.66	-5.71	0.00	-290.42	0.00	290.42	2760.31	1380.15	4629.95	2318.41	3.80	-0.534	0.000	0.133
80.00	-20.74	-5.62	0.00	-261.87	0.00	261.87	2702.81	1351.41	4388.01	2197.26	4.39	-0.580	0.000	0.127
84.75	-19.88	-5.52	0.00	-235.19	0.00	235.19	2646.34	1323.17	4160.98	2083.58	4.99	-0.623	0.000	0.120
85.00	-19.81	-5.53	0.00	-233.81	0.00	233.81	2643.31	1321.66	4149.11	2077.64	5.02	-0.626	0.000	0.120
89.75	-18.48	-5.42	0.00	-207.57	0.00	207.57	1922.43	961.22	2968.94	1486.68	5.66	-0.668	0.000	0.149
90.00	-18.44	-5.43	0.00	-206.21	0.00	206.21	1920.55	960.27	2960.86	1482.63	5.70	-0.670	0.000	0.149
95.00	-17.70	-5.34	0.00	-179.07	0.00	179.07	1881.78	940.89	2799.79	1401.97	6.43	-0.722	0.000	0.137
100.00	-16.97	-5.25	0.00	-152.37	0.00	152.37	1841.02	920.51	2640.02	1321.97	7.21	-0.772	0.000	0.125
105.00	-16.27	-5.16	0.00	-126.12	0.00	126.12	1798.25	899.12	2481.89	1242.79	8.05	-0.819	0.000	0.111
110.00	-15.58	-5.07	0.00	-100.31	0.00	100.31	1753.48	876.74	2325.70	1164.58	8.93	-0.861	0.000	0.095
115.00	-14.90	-4.98	0.00	-74.94	0.00	74.94	1706.70	853.35	2171.78	1087.50	9.85	-0.898	0.000	0.078
117.00	-9.60	-3.04	0.00	-64.97	0.00	64.97	1687.43	843.72	2110.92	1057.03	10.23	-0.911	0.000	0.067
120.00	-9.25	-2.99	0.00	-55.86	0.00	55.86	1657.93	828.96	2020.46	1011.73	10.81	-0.930	0.000	0.061
125.00	-8.67	-2.90	0.00	-40.92	0.00	40.92	1607.15	803.57	1872.06	937.42	11.80	-0.956	0.000	0.049
126.00	-8.55	-2.88	0.00	-38.03	0.00	38.03	1596.75	798.38	1842.76	922.75	12.00	-0.961	0.000	0.047
127.00	-5.80	-2.05	0.00	-35.14	0.00	35.14	1586.28	793.14	1813.59	908.14	12.20	-0.966	0.000	0.042
129.75	-5.37	-2.00	0.00	-29.50	0.00	29.50	1068.62	534.31	1212.20	607.00	12.76	-0.977	0.000	0.054
130.00	-5.35	-2.00	0.00	-29.00	0.00	29.00	1067.16	533.58	1207.67	604.73	12.81	-0.978	0.000	0.053
135.00	-4.95	-1.92	0.00	-18.99	0.00	18.99	1036.93	518.46	1117.63	559.65	13.85	-1.000	0.000	0.039
139.00	-2.33	-1.08	0.00	-11.32	0.00	11.32	1011.29	505.65	1046.45	524.00	14.69	-1.013	0.000	0.024
140.00	-2.27	-1.06	0.00	-10.24	0.00	10.24	1004.68	502.34	1028.80	515.16	14.90	-1.015	0.000	0.022
145.00	-1.96	-0.99	0.00	-4.93	0.00	4.93	970.44	485.22	941.49	471.44	15.97	-1.025	0.000	0.012
150.00	0.00	-0.95	0.00	0.00	0.00	0.00	934.20	467.10	856.03	428.65	17.05	-1.028	0.000	0.000

Copyright © 2022 by Tower Engineering Solutions, LLC. All rights reserved.

Reactions

Load Case	Shear FX (kips)	Shear FZ (kips)	Axial FY (kips)	Moment MX (ft-kips)	Moment MY (ft-kips)	Moment MZ (ft-kips)
1.2D + 1.6W 89 mph Wind	24.8	0.00	51.23	0.00	0.00	2736.00
0.9D + 1.6W 89 mph Wind	24.8	0.00	38.42	0.00	0.00	2712.32
1.2D + 1.0Di + 1.0Wi 50 mph Wind	8.4	0.00	79.13	0.00	0.00	922.36
1.2D + 1.0E	1.6	0.00	51.25	0.00	0.00	176.83
0.9D + 1.0E	1.6	0.00	38.44	0.00	0.00	175.19
1.0D + 1.0W 60 mph Wind	7.1	0.00	42.71	0.00	0.00	772.95

Max Stresses

Load Case	Pu FY (-) (kips)	Vu FX (-) (kips)	Tu MY (-) (ft-kips)	Mu MZ (ft-kips)	Mu MX (ft-kips)	Resultant Moment (ft-kips)	phi Pn (kips)	phi Vn (kips)	phi Tn (ft-kips)	phi Mn (ft-kips)	Elev (ft)	Stress Ratio
1.2D + 1.6W 89 mph Wind	-31.29	-21.75	0.00	-1538.4	0.00	-1538.4	3008.41	1504.2	5823.48	2916.07	51.00	0.538
0.9D + 1.6W 89 mph Wind	-23.36	-21.58	0.00	-1519.8	0.00	-1519.8	3008.41	1504.2	5823.48	2916.07	51.00	0.529
1.2D + 1.0Di + 1.0Wi 50 mph Wind	-54.35	-7.37	0.00	-515.63	0.00	-515.63	3008.41	1504.2	5823.48	2916.07	51.00	0.195
1.2D + 1.0E	-22.25	-1.15	0.00	-58.70	0.00	-58.70	1922.43	961.22	2968.94	1486.68	89.75	0.051
0.9D + 1.0E	-16.69	-1.13	0.00	-57.93	0.00	-57.93	1922.43	961.22	2968.94	1486.68	89.75	0.048
1.0D + 1.0W 60 mph Wind	-26.41	-6.15	0.00	-433.76	0.00	-433.76	3008.41	1504.2	5823.48	2916.07	51.00	0.158

Copyright © 2022 by Tower Engineering Solutions, LLC. All rights reserved.

Base Plate Summary

Structure:	CT13613-A-SB		**Code:**	TIA-222-G	7/29/2022
Site Name:	Johnson		**Exposure:**	B	
Height:	150.00 (ft)		**Crest Height:**	0.00	
Base Elev:	0.000 (ft)		**Site Class:**	D - Stiff Soil	
Gh:	1.1	**Topography:** 1	**Struct Class:**	II	Page: 33

Tower Engineering Solutions

Reactions

Original Design	
Moment (kip-ft):	4200.00
Axial (kip):	36.00
Shear (kip):	39.00

Analysis (1.2D + 1.6W)	
Moment (kip-ft):	2736.00
Axial (kip):	51.23
Shear (kip):	24.84

Base Plate

Yield (ksi):	50.00
Width (in):	66.00
Style:	Clipped
Polygon Sides:	0.00
Clip Length (in):	14.00
Effective Len (in):	9.14
Moment (kip-in):	356.87
Allow Stress (ksi):	67.50
Applied Stress (ksi):	31.05
Stress Ratio:	0.46

Anchor Bolts

Bolt Circle:	67.00
Number Bolts:	20.00
Bolt Type:	2.25" 18J
Bolt Diameter (in):	2.25
Yield (ksi):	75.00
Ultimate (ksi):	100.00
Arrangement:	Clustered
Cluster Dist (in):	6.00
Start Angle (deg):	45.00

Compression	
Force (kip):	101.96
Allowable (kip):	260.00
Ratio:	0.40

Tension	
Force (kip):	94.05
Allowable (kip):	260.00
Ratio:	0.37

Copyright © 2022 by Tower Engineering Solutions, LLC. All rights reserved.

Monopole Mat Foundation Design

Customer Name:		EIA/TIA Standard:	EIA-222-G
Site Name:		Structure Height (Ft.):	150
Site Number:		Engineer Name:	J. Tibbetts
Engr. Number:		Engineer Login ID:	

Date: 5/20/2022

Foundation Info Obtained from: Mapping Operation

Structure Type: Monopole

Analysis or Design? Analysis

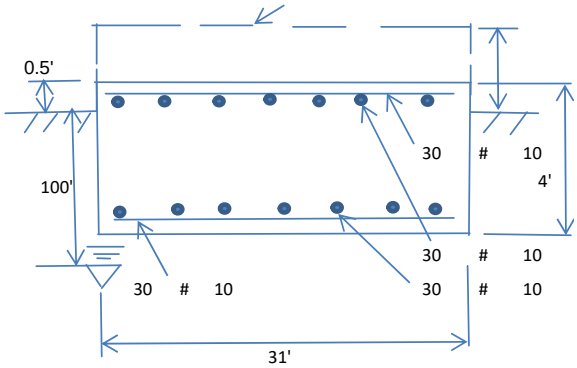

Base Reactions (Factored):

Axial Load (Kips):	51.2	Shear Force (Kips):	24.8
Uplift Force (Kips):	0.0	Moment (Kips-ft):	2736.0
Allowable overstress %:	5.0%		

Foundation Geometries:

		Mods required -Yes/No ?:	No
Anchor Bolt Circle (ft.):	5.58	Depth of Base BG (ft.):	3.50
Thickness of Pad (ft):	4.00		
Length of Pad (ft.):	31	Width of Pad (ft.):	31
Final Length of pad (ft)	31.0	Final width of pad (ft):	31.0

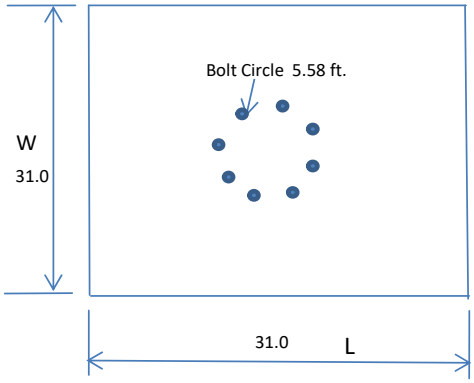

Material Properties and Reabr Info:

Concrete Strength (psi):	3000	Steel Elastic Modulus:	29000	ksi
Pad Rebar Yield (Ksi):	60	Tie Spacing (in):	12.0	
Pad Steel Rebar Size (#):	10			
Concrete Cover (in.):	3	Unit Weight of Concrete:	150.0	pcf

Rebar at the bottom of the concrete pad:

Qty. of Rebar in Pad (L):	30	Qty. of Rebar in Pad (W):	30

Rebar at the top of the concrete pad:

Qty. of Rebar in Pad (L):	30	Qty. of Rebar in Pad (W):	30
Apply 1.35 factor for e/w Per G:	1.35		

Soil Design Parameters:

Water Table B.G.S. (ft):	100.0	Unit Weight of Water:	62.4	pcf	Angle from Top of Pad:	30
Ultimate Bearing Pressure (psf):	8000	Ultimate Skin Friction:	0	Psf	Angle from Bottm of Pad:	25
Consider Friction for O.T.M. (Y/N):	No	Consider Friction for bearing (Y/N):	No		Angle from Bottm of Pad:	25
Consider soil hor. resist. for OTM.:	No	Reduction factor on the maximum soil bearing pressure:	1.00			

Foundation Analysis and Design:

Uplift Strength Reduction Factor:	0.75	Compression Strength Reduction Factor:	0.75
Total Dry Soil Volume (cu. Ft.):	0.00	Total Dry Soil Weight (Kips):	0.00
Total Buoyant Soil Volume (cu. Ft.):	0.00	Total Buoyant Soil Weight (Kips):	0.00
Total Effective Soil Weight (Kips):	0.00	Weight from the Concrete Block at Top (K):	0.00
Total Dry Concrete Volume (cu. Ft.):	3844.00	Total Dry Concrete Weight (Kips):	576.60
Total Buoyant Concrete Volume (cu. Ft.):	0.00	Total Buoyant Concrete Weight (Kips):	0.00
Total Effective Concrete Weight (Kips):	576.60	Total Vertical Load on Base (Kips):	627.80

Check Soil Capacities:

					Load/ Capacity Ratio	
Calculated Maxium Net Soil Pressure under the base (psf):	1476	<	Allowable Factored Soil Bearing (psf):	6000	0.25	OK!
Allowable Foundation Overturning Resistance (kips-ft.):	8837.2	>	Design Factored Momont (kips-ft):	2837	0.32	OK!
Factor of Safety Against Overturning (O. R. Moment/Design Moment):	3.12	OK!				

Check the capacities of Reinforceing Concrete:

Strength reduction factor (Flexure and axial tension):	0.90	Strength reduction factor (Shear):	0.75
Strength reduction factor (Axial compresion):	0.65	Wind Load Factor on Concrete Design:	1.00

Concrete Pad:

One-Way Design Shear Capacity (L-Direction, Kips):	1356.2	>	One-Way Factored Shear (L-D. Kips):	275.4	0.20	OK!
One-Way Design Shear Capacity (W-Direction, Kips):	1356.2	>	One-Way Factored Shear (W-D., Kips)	275.4	0.20	OK!
One-Way Design Shear Capacity (Corner-Corner. Kips):	1652.0	>	One-Way Factored Shear (C-C, Kips):	413.4	0.25	OK!
Lower Steel Pad Reinforcement Ratio (L-Direct.):	0.0023	OK!	Lower Steel Pad Reinf. Ratio (W-Direc	0.0023		
Lower Steel Pad Moment Capacity (L-Direction. Kips-ft):	7401.5	>	Moment at Bottom (L-Direct. K-Ft):	1206.6	0.16	OK!
Lower Steel Pad Moment Capacity (W-Direction. Kips-ft):	7401.5	>	Moment at Bottom (W-Direct. K-Ft):	1206.6	0.16	OK!
Lower Steel Pad Moment Capacity (Corner-Corner,K-ft):	10420.3	>	Moment at Bottom (C-C Dir. K-Ft):	1706.3	0.16	OK!
Upper Steel Pad Reinforcement Ratio (L-Direct.):	0.0023	OK!	Upper Steel Reinf. Ratio (W-Direct.):	0.0023		
Upper Steel Pad Moment Capacity (L-Direction. Kips-ft):	7401.5	>	Moment at the top (L-Dir Kips-Ft):	355.2	0.05	OK!
Upper Steel Pad Moment Capacity (W-Direction. Kips-ft):	7401.5	>	Moment at the top (W-Dir Kips-Ft):	355.2	0.05	OK!
Upper Steel Pad Moment Capacity (Corner-Corner. K-ft):	10420.3	>	Moment at the top (C-C Direc. K-Ft):	432.2	0.04	OK!

Exhibit 8

Mount Analysis

Tower Engineering Solutions
Phone (972) 483-0607, Fax (972) 975-9615
1320 Greenway Drive, Suite 600, Irving, Texas 75038

Antenna Mount Analysis Report

Existing Monopole Tower

Customer Name: SBA Communications Corp

Customer Site Number: CT13613-A-SBA

Customer Site Name: Johnson

Carrier Name: T-Mobile (App#: 201208, v1)

Carrier Site ID / Name: CTNH549B / CTNH549B

Site Location: 382 Colebrook River Rd

Colebrook, Connecticut

Litchfield County

Latitude: 41.992083

Longitude: -73.039805

STATE OF CONNECTICUT
JARRYD TIBBETTS
No. 34170
LICENSED
PROFESSIONAL ENGINEER

7/25/22

Analysis Result:

Max Structural Usage: 38.2% [Pass]

Report Prepared By : Andrew Weissenberger

Introduction

The purpose of this report is to summarize the analysis results on the (1) F4P-10W + (1) F4P-HRK10 at 117.00' elevation to support the proposed antenna configuration. Any modification listed under Sources of Information was assumed completed and was included in this analysis.

Sources of Information

Mount Mapping	SGS Towers, dated 05/03/2022
Antenna Loading	SBA Application #: 201208, V1, Dated 07/25/2022
Modification Drawings	N/A

Analysis Criteria

Basic Wind Speed Used in the Analysis: V_{ULT} = 120 mph (3-Sec. Gust) / Equivalent to
V_{ASD} = 93 mph (3-Sec. Gust)
Basic Wind Speed with Ice: 50 mph (3-Sec. Gust) with 0.75" radial ice concurrent
Operational Wind Speed: 60 mph +0" Radial ice
Standard/Codes: ANSI/TIA/EIA 222-G / 2015 IBC
Exposure Category: C
Structure Class: II
Topographic Category: 1
Crest Height (Ft): 860

The site is a Risk Category II structure per IBC Table 1604.5. This site does not support emergency communication equipment for first responders such as fire departments, police, hospitals, ambulance services or any of the facilities listed for Risk Categories III and IV. The scope of work detailed in this structural analysis does not include items that are a part of emergency service as the 911 or essential facility service of an emergency response system.

Mount Information

(1) F4P-10W + (1) F4P-HRK10 at 117.00' elevation

Final Antenna Configuration

4 Commscope VV-65B-R1
4 RFS APXVAALL24_43-U-NA20
4 Ericsson AIR6419 B41
4 Ericsson 4480 B71 + B85
4 Ericsson 4460 B25 +B66

In addition to the proposed equipment loading, a 500 lb serviceability load was also considered in this analysis in accordance with TIA requirements.

Analysis Results

Our calculations have determined that under design wind load the existing mount will be structurally adequate to support the proposed antenna configuration. The maximum structural usage is 38.2%, which occurs in the connection plate. The proposed equipment must be installed as stipulated in the Final Antenna Configuration section of this report. The analysis results are void if the proposed equipment is not installed in accordance with this report.

Attachments

1. Mount Photos
2. Antenna Placement Diagram
3. Mount Mapping Information
4. Analysis Calculations

Standard Conditions

1. The loading configuration as analyzed in this report is as provided from the customer. Any deviation from this design shall be communicated to TES to verify deviation will not adversely impact the analysis.

2. The analysis is based on the presumption that the antenna mount members and components along with any existing reinforcement items have been correctly and properly designed, manufactured, installed and maintained.

3. All the existing structural members were assumed to be in good condition with no physical damage or deterioration associated with corrosion. The mount analysis is not a condition assessment of the mount.

4. The mount analysis was performed in accordance with the loading provided, and if applicable the modification required to support the additional loading.

5. If the mount is modified, installation must adhere to the configuration communicated in the modification drawings.

6. The modification drawings are not intended to convey means or methods. These are the responsibility of the installing contractor.

7. Rigging plan review is available if the contractor requires for a construction class IV or other if required. Review fee would apply.

8. The mount modification package was created based upon information provided for the mount loading. The underlying tower is assumed to provide support and sufficient rigidity to support the mount loads as a tower analysis was not part of the mount analysis.

9. TES is not responsible for modifications to climbing facilities unless communicated to TES in writing.

V4.1 Updated on 12-17-2021

Antenna Mount Mapping Form (PATENT PENDING)

FCC #

Tower Owner:	SBA	**Mapping Date:**	5/3/2022
Site Name:	Johnson	**Tower Type:**	Monopole
Site Number or ID:	CT13613-A	**Tower Height (Ft.):**	UNKN
Mapping Contractor:	SGS Towers	**Mount Elevation (Ft.):**	118

This antenna mapping form is the property of TES and under **PATENT PENDING.** The formation contained herein is considered confidential in nature and is to be used only for the specific customer it was intended for. Reproduction, transmission, publication, modification or disclosure by any method is prohibited except by express written permission of TES. All means and methods are the responsibility of the contractor and the work shall be compliant with ANSI/ASSE A 10.48, OSHA, FCC, FAA and other safety requirements that may apply. TES is not warrantying the usability of the safety climb as it must be assessed prior to each use in compliance with OSHA requirements.

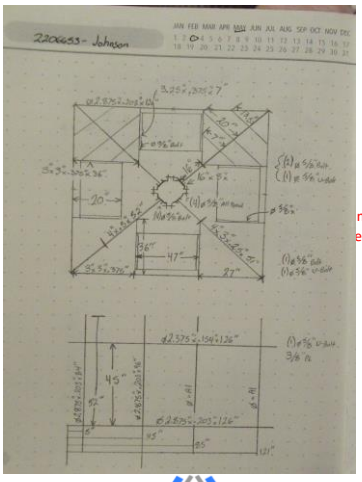

mount from the
embers here.

Mount Pipe Configuration and Geometries [Unit = Inches]

Sector / Position	Mount Pipe Size & Length	Vertical Offset Dimension "u"	Horizontal Offset "C1, C2, C3, etc."	Sector / Position	Mount Pipe Size & Length	Vertical Offset Dimension "u"	Horizontal Offset "C1, C2, C3, etc."
A1	2.9x3/16x84	52.00	5.00	C1	2.9x3/16x84	52.00	5.00
A2	2.9x3/16x96	52.00	45.00	C2	2.9x3/16x96	52.00	45.00
A3	2.9x3/16x84	52.00	85.00	C3	2.9x3/16x84	52.00	85.00
A4	2.9x3/16x84	52.00	121.00	C4	2.9x3/16x84	52.00	121.00
A5				C5			
A6				C6			
B1	2.9x3/16x84	52.00	5.00	D1			
B2	2.9x3/16x96	52.00	45.00	D2			
B3	2.9x3/16x84	52.00	85.00	D3			
B4	2.9x3/16x84	52.00	121.00	D4			
B5				D5			
B6				D6			

Distance from top of bottom support rail to lowest tip of ant./eqpt. of Carrier above. (N/A if > 10 ft.) :	
Distance from top of bottom support rail to highest tip of ant./eqpt. of Carrier below. (N/A if > 10 ft.) :	

Please enter additional infomation or comments below.

Tower Face Width at Mount Elev. (ft.):		Tower Leg Size or Pole Shaft Diameter at Mount Elev. (in.):	32.9

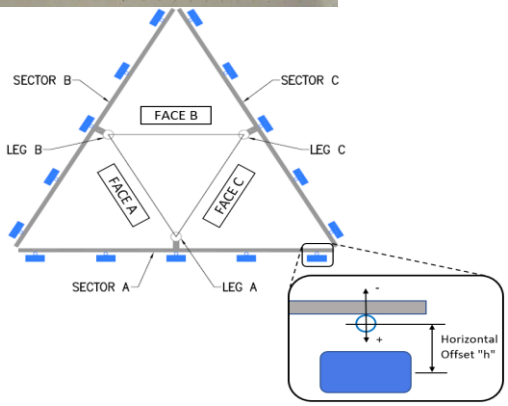

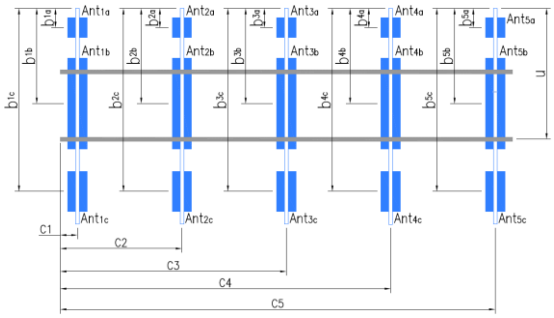

Antenna Layout (Looking Out From Tower)

Ants. Items	Enter antenna model. If not labeled, enter "Unknown".						Mounting Locations [Units are inches and degrees]			Photos of antennas
	Antenna Models if Known	Width (in.)	Depth (in.)	Height (in.)	Coax Size and Qty	Antenna Center-line (Ft.)	Vertical Distances"b_{1a}, b_{2a}, b_{3a}, b_{1b}...." (Inches)	Horiz. Offset "h" (Use "-" if Ant. is behind)	Antenna Azimuth (Degrees)	Photo Numbers
Sector A										
Ant_{1a}				(4) 1 1/4" Hyb						
Ant_{1b}	UNKN ANT	13.00	9.00	56.00		120	39.00	7.00	0.00	222
Ant_{1c}										
Ant_{2a}										
Ant_{2b}	UNKN ANT	24.00	9.00	96.00		120	55.00	7.00	0.00	244
Ant_{2c}	RRUS 11 B12	17.00	7.20	19.70			22.00	7.00		253
Ant_{3a}										
Ant_{3b}	UNKN ANT	7.00	3.00	73.00		120	41.00	6.00	0.00	264
Ant_{3c}	Radio 4415	13.47	6.29	16.54			24.00	4.00		276
Ant_{4a}										
Ant_{4b}										
Ant_{4c}										
Ant_{5a}										
Ant_{5b}										
Ant_{5c}										
Ant on Standoff										
Ant on Standoff										
Ant on Tower										
Ant on Tower										

Mount Azimuth (Degree) for Each Sector			Tower Leg Azimuth (Degree) for Each Sector	
Sector A:	0.00	Deg	Leg A:	Deg
Sector B:	90.00	Deg	Leg B:	Deg
Sector C:	180.00	Deg	Leg C:	Deg
Sector D:	270.00	Deg	Leg D:	Deg

Climbing Facility Information			
Location:	340.00	Deg	Sector D
Climbing Facility	Corrosion Type:		Good condition.
	Access:		Climbing path was unobstructed.
	Condition:		Good condition.

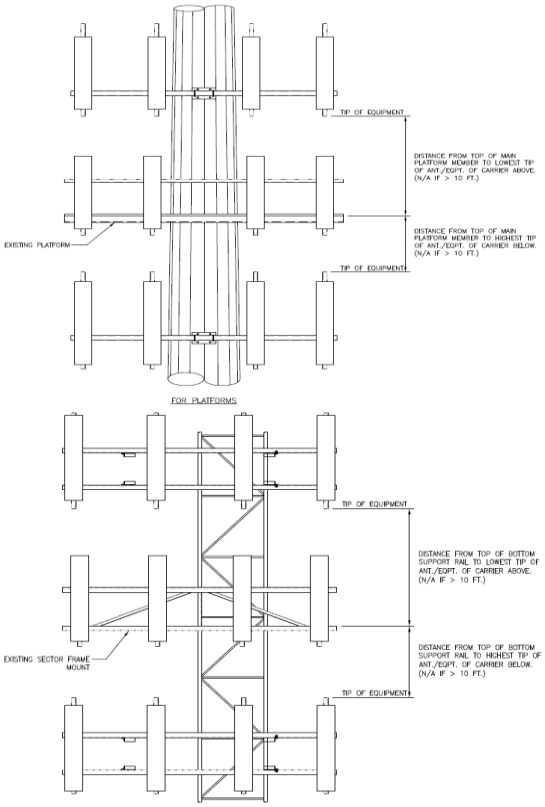

Sector B										
Ant_{1a}										
Ant_{1b}	UNKN ANT	13.00	9.00	56.00		120	39.00	7.00	90.00	288
Ant_{1c}										
Ant_{2a}										
Ant_{2b}	UNKN ANT	24.00	9.00	96.00		120	55.00	7.00	90.00	290
Ant_{2c}	RRUS 11 B12	17.00	7.20	19.70			22.00	7.00		295
Ant_{3a}										
Ant_{3b}	UNKN ANT	7.00	3.00	73.00		120	41.00	6.00	90.00	302
Ant_{3c}	Radio 4415	13.47	6.29	16.54			24.00	4.00		305
Ant_{4a}										
Ant_{4b}										
Ant_{4c}										
Ant_{5a}										
Ant_{5b}										
Ant_{5c}										
Ant on Standoff										
Ant on Standoff										
Ant on Tower										
Ant on Tower										
Sector C										
Ant_{1a}										
Ant_{1b}	UNKN ANT	13.00	9.00	56.00		120	39.00	7.00	180.00	314
Ant_{1c}										
Ant_{2a}										
Ant_{2b}	UNKN ANT	24.00	9.00	96.00		120	55.00	7.00	180.00	319
Ant_{2c}	RRUS 11 B12	17.00	7.20	19.70			22.00	7.00		321
Ant_{3a}										
Ant_{3b}	UNKN ANT	7.00	3.00	73.00		120	41.00	6.00	180.00	327
Ant_{3c}	Radio 4415	13.47	6.29	16.54			24.00	4.00		331
Ant_{4a}										
Ant_{4b}										
Ant_{4c}										
Ant_{5a}										
Ant_{5b}										
Ant_{5c}										
Ant on Standoff										
Ant on Standoff										
Ant on Tower										
Ant on Tower										
Sector D										
Ant_{1a}										
Ant_{1b}	UNKN ANT	13.00	9.00	56.00		120	39.00	7.00	270.00	337
Ant_{1c}										
Ant_{2a}										
Ant_{2b}	UNKN ANT	24.00	9.00	96.00		120	55.00	7.00	270.00	342
Ant_{2c}	RRUS 11 B12	17.00	7.20	19.70			22.00	7.00		346
Ant_{3a}										
Ant_{3b}	UNKN ANT	7.00	3.00	73.00		120	41.00	6.00	270.00	352
Ant_{3c}	Radio 4415	13.47	6.29	16.54			24.00	4.00		356
Ant_{4a}										
Ant_{4b}										
Ant_{4c}										
Ant_{5a}										
Ant_{5b}										
Ant_{5c}										
Ant on Standoff										
Ant on Standoff										
Ant on Tower										
Ant on Tower										

Observed Safety and Structural Issues During the Mount Mapping		
Issue #	Description of Issue	Photo #
1		
2		
3		
4		
5		
6		
7		
8		

Mapping Notes

1. Please report any visible structural or safety issues observed on the antenna mounts (Damaged members, loose connections, tilting mounts, safety climb issues, etc.)
2. If the thickness of the existing pipes or tubing can't be obtained from a general tool (such as Caliper), please use an ultrasonic measurement tool (thickness gauge) to measure the thickness.
3. Please create all required detail sketches of the mounts and insert them into the "Sketches" tab.
4. Please measure and enter the bolt sizes and types under the Members Box in the spreadsheet of the mount type.
5. Take and label the photos of the tower, mounts, connections, antennas and all measurements. Minimum 50 photos are required.
6. Please measure and report the size and length of all existing antenna mounting pipes.
7. Please measure and report the antenna information for all sectors.
8. Don't delete or rearrange any sheet or contents of any sheet from this mapping form.

Standard Conditions

1. Obvious safety and structural issues/deficiencies noticed at the time of the mount mapping are to be reported in this mapping. However, this mount mapping is not a condition assessment of the mount.

Structure: CT13613-A-SBA - Johnson

Sector: **A**

Structure Type: Monopole

Mount Elev: 117.00

7/25/2022

Page: 1

Tower Engineering Solutions

Plan View

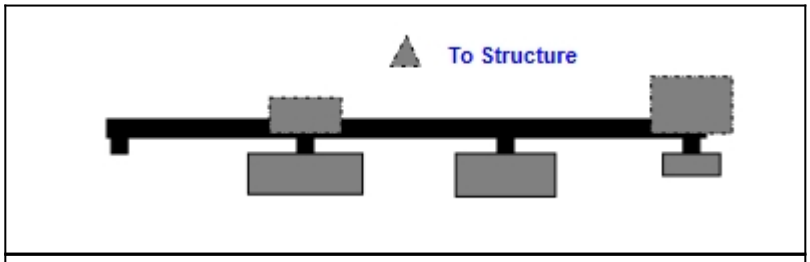

Front View

Looking Toward Structure

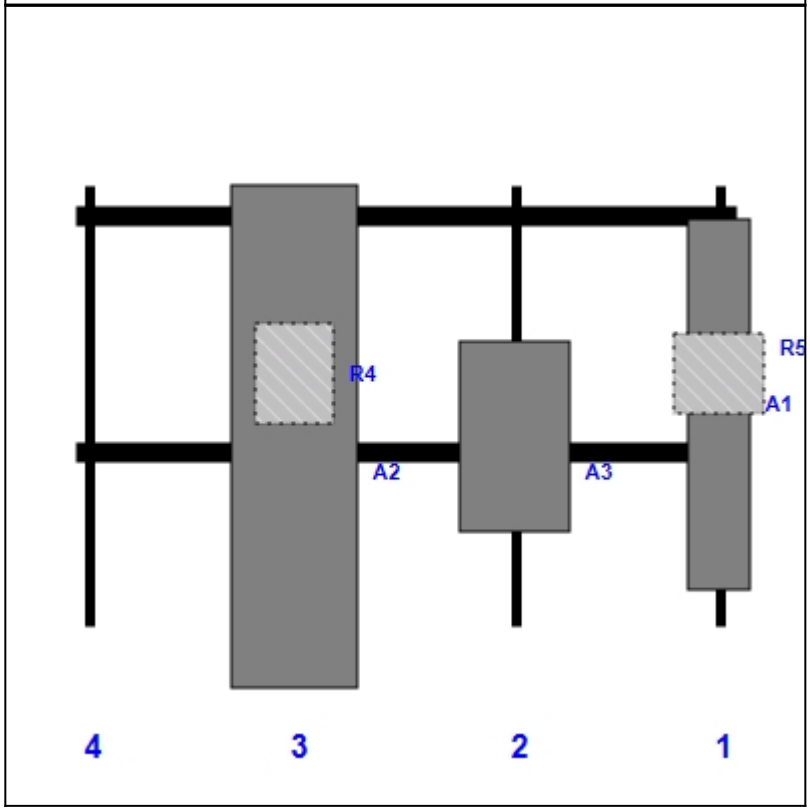

Ref #	Model	Height (in)	Width (in)	H Dist Left	Pipe #	Pipe Pos V	Pos	From Top	H Offset	Status	Validation
A1	VV-65B-R1	70.30	12.00	123.00	1	a	Front	42.00		Added	
R5	4460 B25 +B66	15.10	17.00	123.00	1	a	Behind	36.00		Added	
A3	AIR6419 B41	36.30	20.90	84.00	2	a	Front	48.00		Added	
A2	APXVAALL24_43-U-NA20	95.90	24.00	42.00	3	a	Front	48.00		Added	
R4	4480 B71 + B85	19.20	15.10	42.00	3	a	Behind	36.00		Retained	

Copyright © 2022 by Tower Engineering Solutions, LLC. All rights reserved.

Structure: CT13613-A-SBA - Johnson

Sector: **B**

Structure Type: Monopole

Mount Elev: 117.00

7/25/2022

Tower Engineering Solutions

Plan View

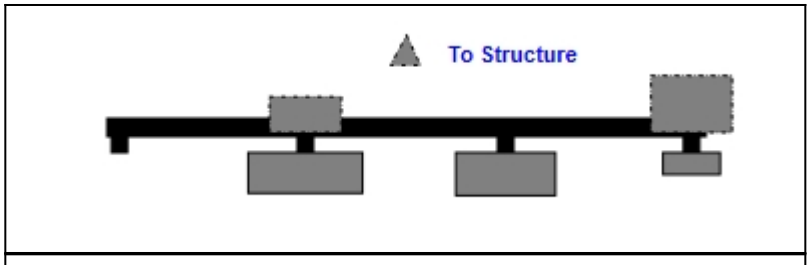

Front View

Looking Toward Structure

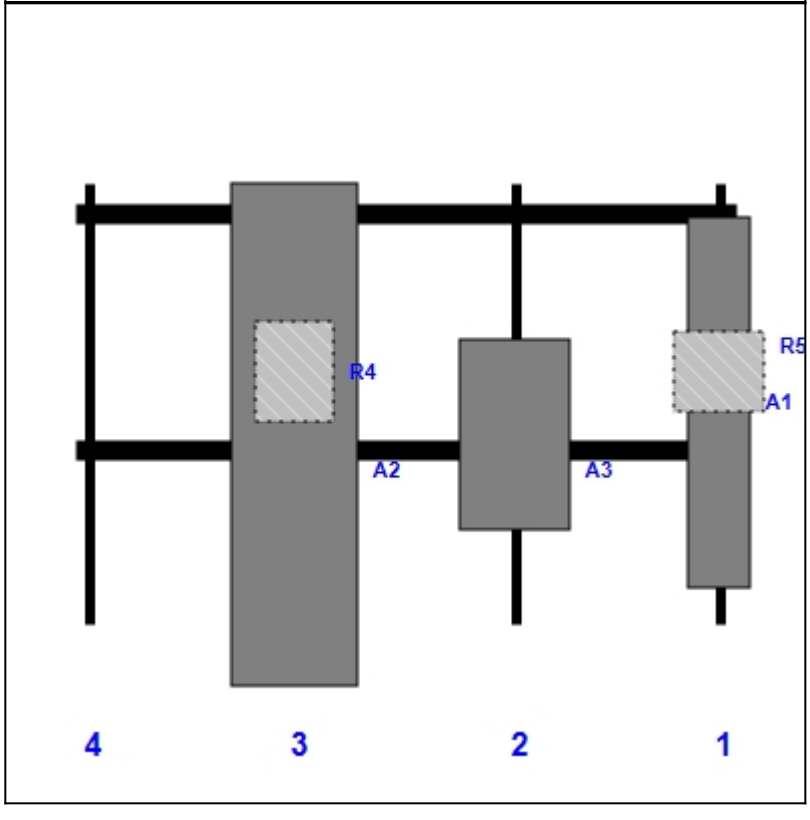

Ref #	Model	Height (in)	Width (in)	H Dist Left	Pipe #	Pipe Pos V	Pos	From Top	H Offset	Status	Validation
A1	VV-65B-R1	70.30	12.00	123.00	1	a	Front	42.00		Added	
R5	4460 B25 +B66	15.10	17.00	123.00	1	a	Behind	36.00		Added	
A3	AIR6419 B41	36.30	20.90	84.00	2	a	Front	48.00		Added	
A2	APXVAALL24_43-U-NA20	95.90	24.00	42.00	3	a	Front	48.00		Added	
R4	4480 B71 + B85	19.20	15.10	42.00	3	a	Behind	36.00		Retained	

Copyright © 2022 by Tower Engineering Solutions, LLC. All rights reserved.

Structure: CT13613-A-SBA - Johnson

Sector: **C**

Structure Type: Monopole

Mount Elev: 117.00

7/25/2022

Tower Engineering Solutions

Plan View

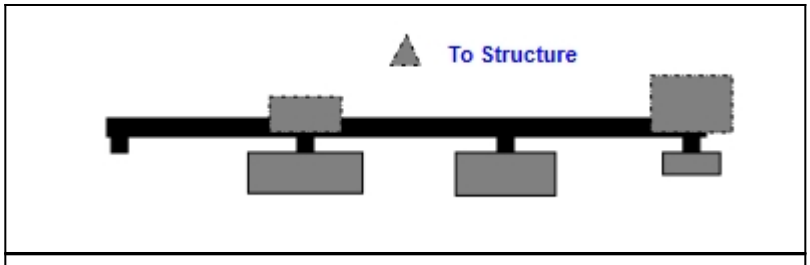

Front View

Looking Toward Structure

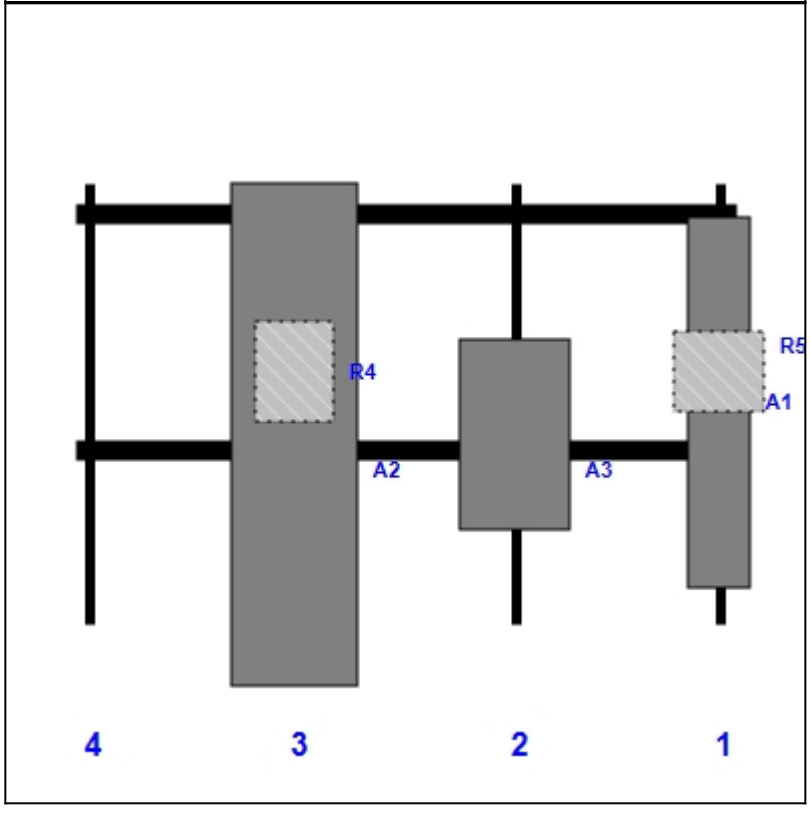

Ref #	Model	Height (in)	Width (in)	H Dist Left	Pipe #	Pipe Pos V	Pos	From Top	H Offset	Status	Validation
A1	VV-65B-R1	70.30	12.00	123.00	1	a	Front	42.00		Added	
R5	4460 B25 +B66	15.10	17.00	123.00	1	a	Behind	36.00		Added	
A3	AIR6419 B41	36.30	20.90	84.00	2	a	Front	48.00		Added	
A2	APXVAALL24_43-U-NA20	95.90	24.00	42.00	3	a	Front	48.00		Added	
R4	4480 B71 + B85	19.20	15.10	42.00	3	a	Behind	36.00		Retained	

Copyright © 2022 by Tower Engineering Solutions, LLC. All rights reserved.

Structure: CT13613-A-SBA - Johnson

Sector: **D**

Structure Type: Monopole

Mount Elev: 117.00

7/25/2022

Tower Engineering Solutions

Plan View

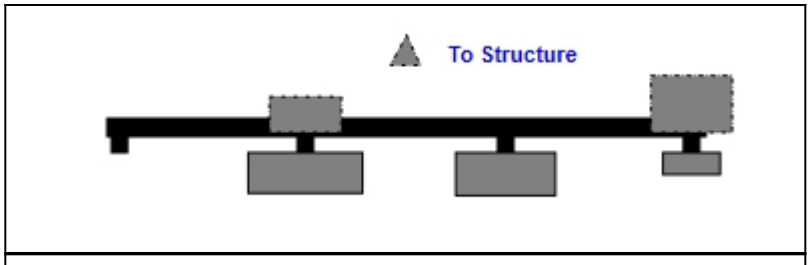

Front View

Looking Toward Structure

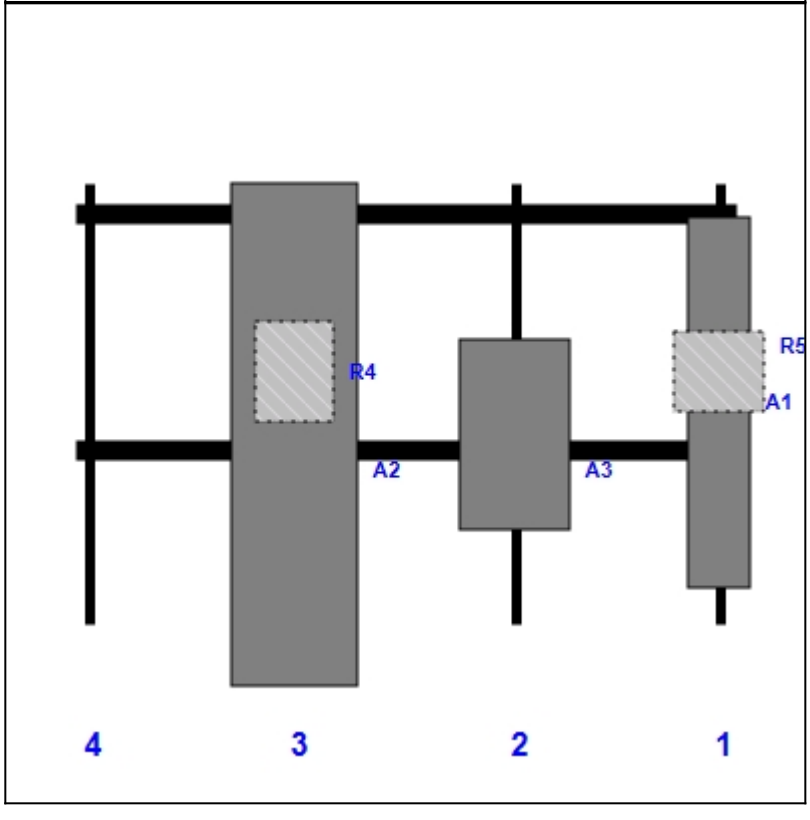

Ref #	Model	Height (in)	Width (in)	H Dist Left	Pipe #	Pipe Pos V	Pos	From Top	H Offset	Status	Validation
A1	VV-65B-R1	70.30	12.00	123.00	1	a	Front	42.00		Added	
R5	4460 B25 +B66	15.10	17.00	123.00	1	a	Behind	36.00		Added	
A3	AIR6419 B41	36.30	20.90	84.00	2	a	Front	48.00		Added	
A2	APXVAALL24_43-U-NA20	95.90	24.00	42.00	3	a	Front	48.00		Added	
R4	4480 B71 + B85	19.20	15.10	42.00	3	a	Behind	36.00		Retained	

Copyright © 2022 by Tower Engineering Solutions, LLC. All rights reserved.

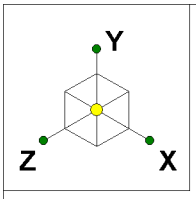

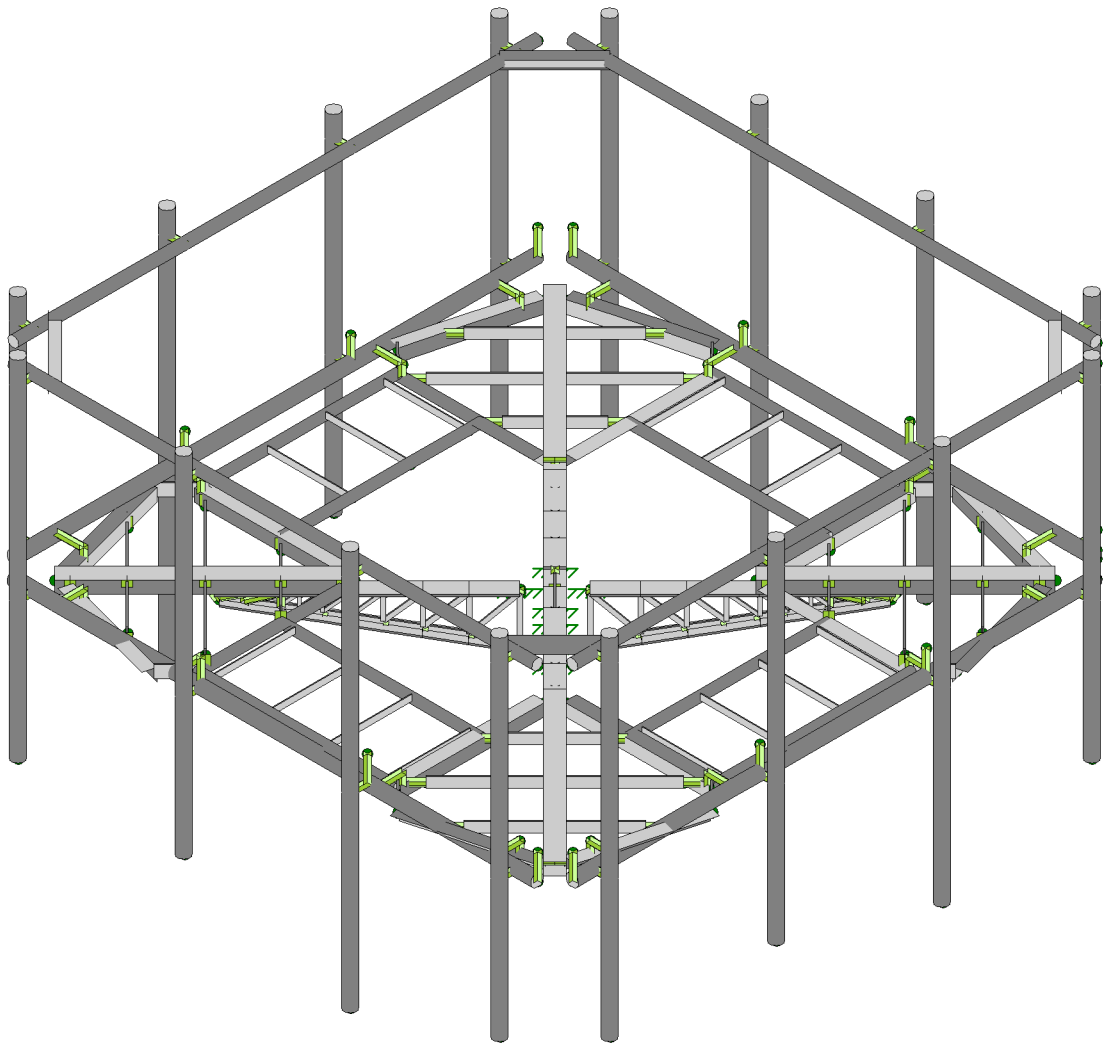

Tower Engineering Solutio...	CT13613-A-SBA_MT_LO_Loads Only_G	SK - 1
JET		July 25, 2022 at 11:13 AM
TES Project No. 132117		CT13613-A-SBA_132117_G_RISA_...

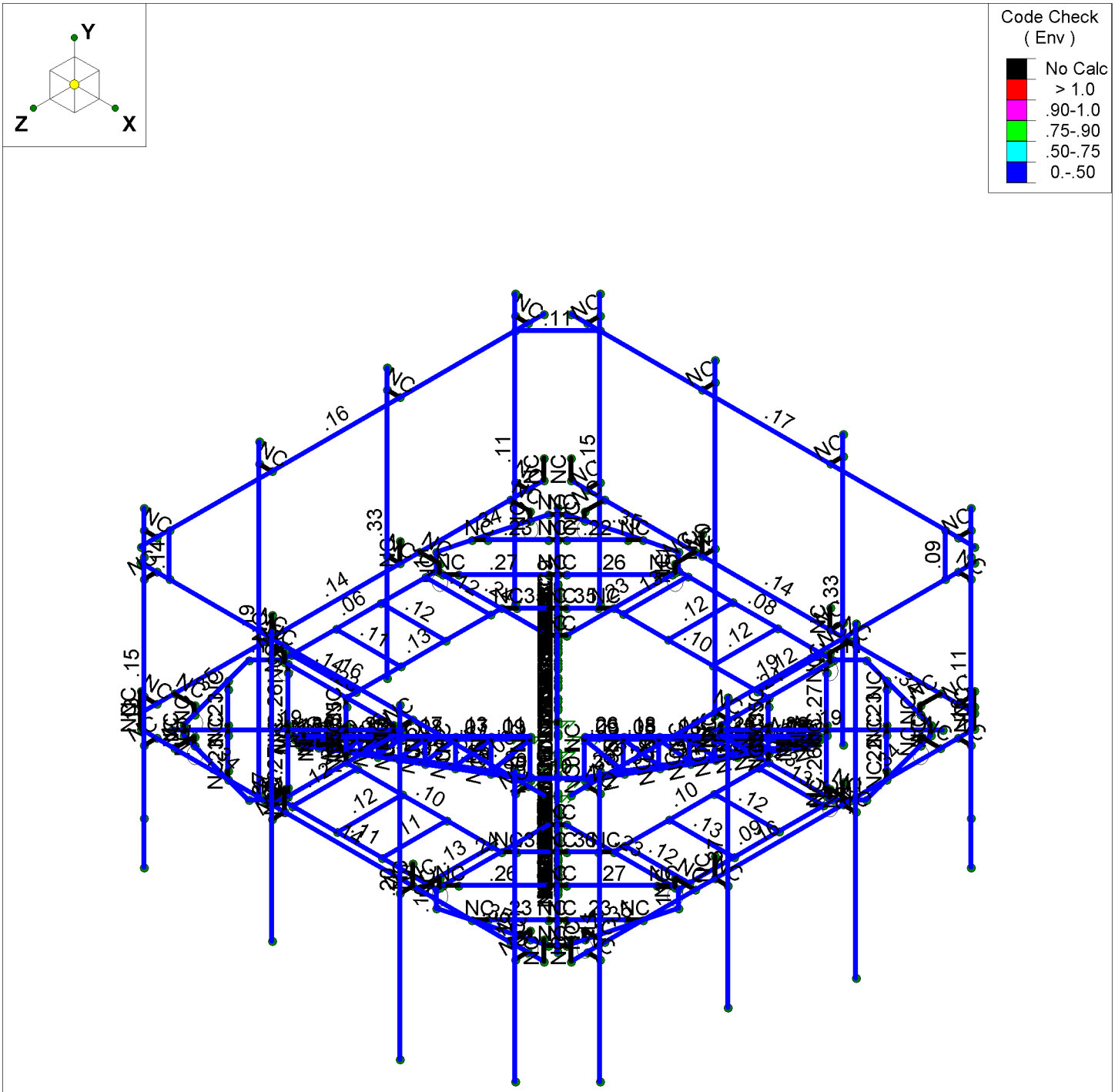

Member Code Checks Displayed (Enveloped)
Results for LC 1, 1.2D+1.6W (Front)

Tower Engineering Solutio...	CT13613-A-SBA_MT_LO_Loads Only_G	SK - 2
JET		July 25, 2022 at 11:13 AM
TES Project No. 132117		CT13613-A-SBA_132117_G_RISA_...

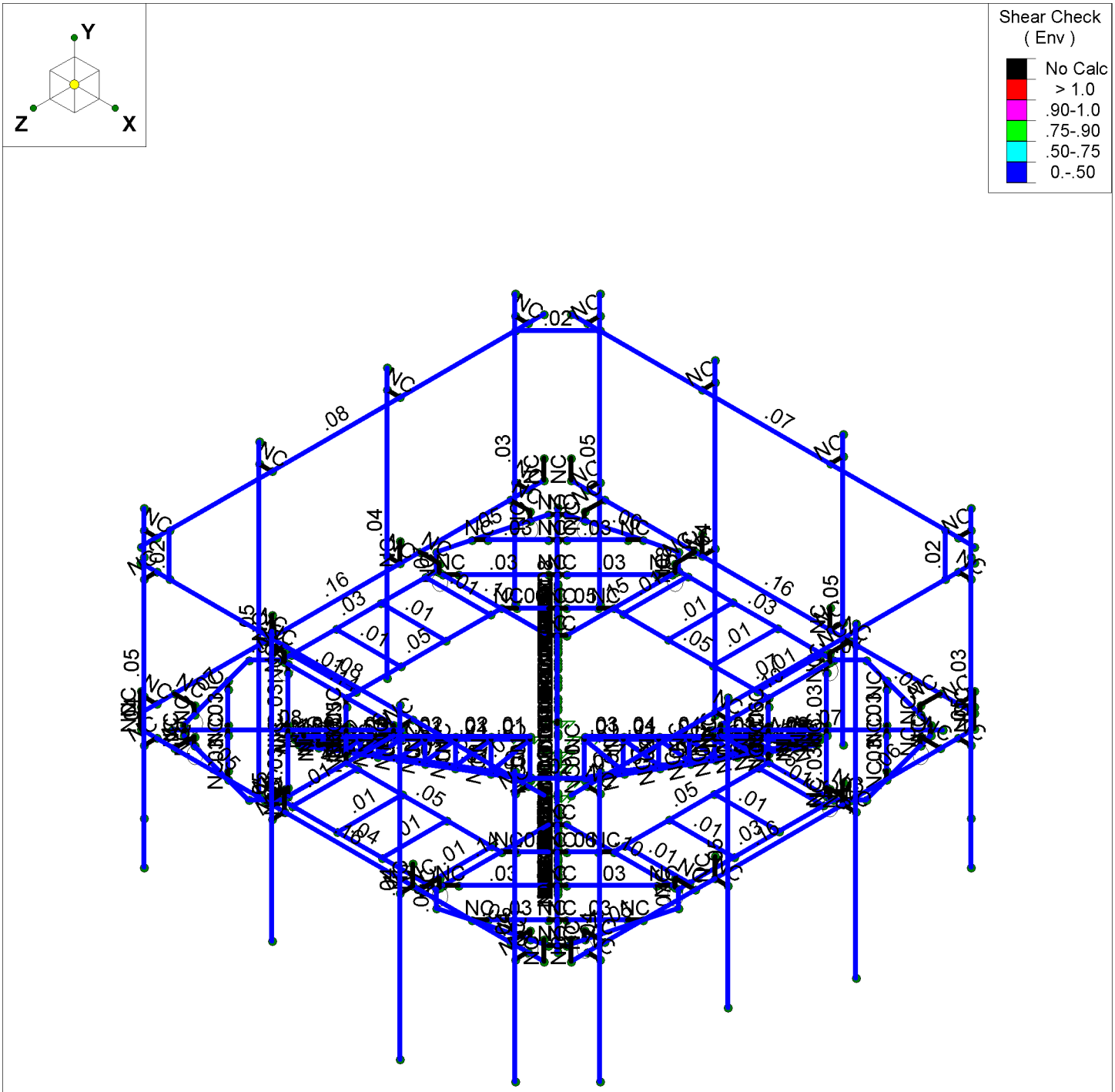

Member Shear Checks Displayed (Enveloped)
Results for LC 1, 1.2D+1.6W (Front)

Tower Engineering Solutio...	CT13613-A-SBA_MT_LO_Loads Only_G	SK - 3
JET		July 25, 2022 at 11:13 AM
TES Project No. 132117		CT13613-A-SBA_132117_G_RISA_...

Basic Load Cases

	BLC Description	Category	X Gravity	Y Gravity	Z Gravity	Joint	Point	Distributed	Area(Me...	Surface(P...
1	Antenna D	None					32			
2	Antenna Di	None					32			
3	Antenna W Front	None					32			
4	Antenna Wi Front	None					32			
5	Antenna W Side	None					32			
6	Antenna Wi Side	None					32			
7	Service Lm1	None					1			
8	Service Lm2	None					1			
9	Structure D	None		-1						
10	Structure Di	None						240		
11	Structure W Front	None						240		
12	Structure Wi Front	None						240		
13	Structure W Side	None						240		
14	Structure Wi Side	None						240		

Load Combinations

	Description	Sol..	PD..	SR..	BLC	Fact...	BLC	Fact...	BLC	Fact...	BLC	Fact...	BLC	Fact...	BLC	Fact...	BLC	Fact...	BLC	Fact...	BLC	Fact...	BLC	Fact...
1	1.2D+1.6...	Yes	Y		1	1.2	9	1.2	3	1.6	11	1.6												
2	1.2D+1.6...	Yes	Y		1	1.2	9	1.2	3	-1.6	11	-1.6												
3	1.2D+1.6...	Yes	Y		1	1.2	9	1.2	5	1.6	13	1.6												
4	1.2D+1.6...	Yes	Y		1	1.2	9	1.2	5	-1.6	13	-1.6												
5	1.2D+1.0...	Yes	Y		1	1.2	9	1.2	2	1	10	1	4	1	12	1								
6	1.2D+1.0...	Yes	Y		1	1.2	9	1.2	2	1	10	1	4	-1	12	-1								
7	1.2D+1.0...	Yes	Y		1	1.2	9	1.2	2	1	10	1	6	1	14	1								
8	1.2D+1.0...	Yes	Y		1	1.2	9	1.2	2	1	10	1	6	-1	14	-1								
9	1.2D+1.5L...	Yes	Y		1	1.2	9	1.2	7	1.5	3	.16	11	.16										
10	1.2D+1.5L...	Yes	Y		1	1.2	9	1.2	8	1.5	3	.16	11	.16										
11	1.4D	Yes	Y		1	1.4	9	1.4																

Joint Coordinates and Temperatures

	Label	X [ft]	Y [ft]	Z [ft]	Temp [F]	Detach From Diap...
1	N74A	-2.015313	.125	2.015313	0	
2	N75A	-5.01651	.125	5.01651	0	
3	N77	-2.7482	.125	2.7482	0	
4	N79	-2.21787	.125	3.27853	0	
5	N27	-3.50834	.125	3.50834	0	
6	N28	-4.288043	.125	4.288043	0	
7	N29	-2.217457	.125	4.799222	0	
8	N31	-3.375522	.125	5.200564	0	
9	N35	-2.630349	.125	2.866051	0	
10	N38	-3.390489	.125	3.626191	0	
11	N39	-4.170192	.125	4.405894	0	
12	N41	-2.016686	.125	3.479714	0	
13	N41A	-2.016686	.125	4.999994	0	
14	N42	-3.174342	.125	5.401744	0	

Joint Coordinates and Temperatures (Continued)

	Label	X [ft]	Y [ft]	Z [ft]	Temp [F]	Detach From Diap...
15	N47	-2.134537	.125	2.134537	0	
16	N49	-4.862991	.125	4.862991	0	
17	N50	-2.016686	.125	2.252388	0	
18	N52	-2.016526	.125	5.166819	0	
19	N52A	-4.74514	.125	4.980842	0	
20	N64	-3.27853	.125	2.21787	0	
21	N67	-4.799222	.125	2.217457	0	
22	N68	-5.200564	.125	3.375521	0	
23	N69	-2.866051	.125	2.630349	0	
24	N70	-3.626191	.125	3.390489	0	
25	N71	-4.405894	.125	4.170192	0	
26	N72	-3.479714	.125	2.016686	0	
27	N73	-4.999994	.125	2.016686	0	
28	N74	-5.401744	.125	3.174342	0	
29	N78	-2.252388	.125	2.016686	0	
30	N79A	-5.166819	.125	2.016526	0	
31	N80	-4.980842	.125	4.74514	0	
32	N54	-2.016531	.125	5.083471	0	
33	N55	-2.016531	0.33325	5.083471	0	
34	N56	-2.016531	0.33325	5.604305	0	
35	N59	-4.37334	0.33325	5.604305	0	
36	N60	-5.598343	.125	2.440636	0	
37	N62	-2.440636	.125	5.598343	0	
38	N58	-4.371005	.125	5.081093	0	
39	N59A	-4.371005	0.33325	5.081093	0	
40	N60A	-5.083471	.125	2.016531	0	
41	N61	-5.083471	0.33325	2.016531	0	
42	N62A	-5.604305	0.33325	2.016531	0	
43	N63	-5.604305	0.33325	4.37334	0	
44	N64A	-5.081093	.125	4.371005	0	
45	N65	-5.081093	0.33325	4.371005	0	
46	N85	2.015313	.125	2.015313	0	
47	N86	5.01651	.125	5.01651	0	
48	N88	2.7482	.125	2.7482	0	
49	N89	3.27853	.125	2.21787	0	
50	N90	3.50834	.125	3.50834	0	
51	N91	4.288043	.125	4.288043	0	
52	N92	4.799222	.125	2.217457	0	
53	N93	5.200564	.125	3.375521	0	
54	N94	2.866051	.125	2.630349	0	
55	N95	3.626191	.125	3.390489	0	
56	N96	4.405894	.125	4.170192	0	
57	N97	3.479714	.125	2.016686	0	
58	N98	4.999994	.125	2.016686	0	
59	N99	5.401744	.125	3.174342	0	
60	N100	2.134537	.125	2.134537	0	
61	N101	4.862991	.125	4.862991	0	
62	N102	2.252388	.125	2.016686	0	
63	N103	5.166819	.125	2.016526	0	
64	N104	4.980842	.125	4.74514	0	
65	N105	2.21787	.125	3.27853	0	
66	N106	2.217457	.125	4.799222	0	

Joint Coordinates and Temperatures (Continued)

	Label	X [ft]	Y [ft]	Z [ft]	Temp [F]	Detach From Diap...
67	N107	3.375522	.125	5.200564	0	
68	N108	2.630349	.125	2.866051	0	
69	N109	3.390489	.125	3.626191	0	
70	N110	4.170192	.125	4.405894	0	
71	N111	2.016686	.125	3.479714	0	
72	N112	2.016686	.125	4.999994	0	
73	N113	3.174342	.125	5.401744	0	
74	N114	2.016686	.125	2.252388	0	
75	N115	2.016526	.125	5.166819	0	
76	N116	4.74514	.125	4.980842	0	
77	N117	5.083471	.125	2.016531	0	
78	N118	5.083471	0.33325	2.016531	0	
79	N119	5.604305	0.33325	2.016531	0	
80	N120	5.604305	0.33325	4.37334	0	
81	N121	2.440636	.125	5.598343	0	
82	N122	5.598343	.125	2.440636	0	
83	N123	5.081093	.125	4.371005	0	
84	N124	5.081093	0.33325	4.371005	0	
85	N125	2.016531	.125	5.083471	0	
86	N126	2.016531	0.33325	5.083471	0	
87	N127	2.016531	0.33325	5.604305	0	
88	N128	4.37334	0.33325	5.604305	0	
89	N129	4.371005	.125	5.081093	0	
90	N130	4.371005	0.33325	5.081093	0	
91	N150	2.015313	.125	-2.015313	0	
92	N151	5.01651	.125	-5.01651	0	
93	N153	2.7482	.125	-2.7482	0	
94	N154	2.21787	.125	-3.27853	0	
95	N155	3.50834	.125	-3.50834	0	
96	N156	4.288043	.125	-4.288043	0	
97	N157	2.217457	.125	-4.799222	0	
98	N158	3.375522	.125	-5.200564	0	
99	N159	2.630349	.125	-2.866051	0	
100	N160	3.390489	.125	-3.626191	0	
101	N161	4.170192	.125	-4.405894	0	
102	N162	2.016686	.125	-3.479714	0	
103	N163	2.016686	.125	-4.999994	0	
104	N164	3.174342	.125	-5.401744	0	
105	N165	2.134537	.125	-2.134537	0	
106	N166	4.862991	.125	-4.862991	0	
107	N167	2.016686	.125	-2.252388	0	
108	N168	2.016526	.125	-5.166819	0	
109	N169	4.74514	.125	-4.980843	0	
110	N170	3.27853	.125	-2.21787	0	
111	N171	4.799222	.125	-2.217457	0	
112	N172	5.200564	.125	-3.375522	0	
113	N173	2.866051	.125	-2.630349	0	
114	N174	3.626191	.125	-3.390489	0	
115	N175	4.405894	.125	-4.170192	0	
116	N176	3.479714	.125	-2.016686	0	
117	N177	4.999994	.125	-2.016686	0	
118	N178	5.401744	.125	-3.174342	0	

Joint Coordinates and Temperatures (Continued)

	Label	X [ft]	Y [ft]	Z [ft]	Temp [F]	Detach From Diap...
119	N179	2.252388	.125	-2.016686	0	
120	N180	5.166819	.125	-2.016527	0	
121	N181	4.980842	.125	-4.74514	0	
122	N182	2.016531	.125	-5.083471	0	
123	N183	2.016531	0.33325	-5.083471	0	
124	N184	2.016531	0.33325	-5.604305	0	
125	N185	4.37334	0.33325	-5.604305	0	
126	N186	5.598343	.125	-2.440636	0	
127	N187	2.440636	.125	-5.598343	0	
128	N188	4.371005	.125	-5.081093	0	
129	N189	4.371005	0.33325	-5.081093	0	
130	N190	5.083471	.125	-2.016531	0	
131	N191	5.083471	0.33325	-2.016531	0	
132	N192	5.604305	0.33325	-2.016531	0	
133	N193	5.604305	0.33325	-4.37334	0	
134	N194	5.081093	.125	-4.371005	0	
135	N195	5.081093	0.33325	-4.371005	0	
136	N215	-2.015313	.125	-2.015313	0	
137	N216	-5.01651	.125	-5.01651	0	
138	N217	-3.299832	.125	-3.299832	0	
139	N218	-2.7482	.125	-2.7482	0	
140	N219	-3.27853	.125	-2.21787	0	
141	N220	-3.50834	.125	-3.50834	0	
142	N221	-4.288043	.125	-4.288043	0	
143	N222	-4.799222	.125	-2.217457	0	
144	N223	-5.200564	.125	-3.375522	0	
145	N224	-2.866051	.125	-2.630349	0	
146	N225	-3.626191	.125	-3.390489	0	
147	N226	-4.405894	.125	-4.170192	0	
148	N227	-3.479714	.125	-2.016686	0	
149	N228	-4.999994	.125	-2.016686	0	
150	N229	-5.401744	.125	-3.174342	0	
151	N230	-2.134537	.125	-2.134537	0	
152	N231	-4.862991	.125	-4.862991	0	
153	N232	-2.252388	.125	-2.016686	0	
154	N233	-5.166819	.125	-2.016527	0	
155	N234	-4.980842	.125	-4.74514	0	
156	N235	-2.21787	.125	-3.27853	0	
157	N236	-2.217457	.125	-4.799222	0	
158	N237	-3.375522	.125	-5.200564	0	
159	N238	-2.630349	.125	-2.866051	0	
160	N239	-3.390489	.125	-3.626191	0	
161	N240	-4.170192	.125	-4.405894	0	
162	N241	-2.016686	.125	-3.479714	0	
163	N242	-2.016686	.125	-4.999994	0	
164	N243	-3.174342	.125	-5.401744	0	
165	N244	-2.016686	.125	-2.252388	0	
166	N245	-2.016526	.125	-5.166819	0	
167	N246	-4.74514	.125	-4.980843	0	
168	N247	-5.083471	.125	-2.016531	0	
169	N248	-5.083471	0.33325	-2.016531	0	
170	N249	-5.604305	0.33325	-2.016531	0	

Joint Coordinates and Temperatures (Continued)

	Label	X [ft]	Y [ft]	Z [ft]	Temp [F]	Detach From Diap...
171	N250	-5.604305	0.33325	-4.37334	0	
172	N251	-2.440636	.125	-5.598343	0	
173	N252	-5.598343	.125	-2.440636	0	
174	N253	-5.081093	.125	-4.371005	0	
175	N254	-5.081093	0.33325	-4.371005	0	
176	N255	-2.016531	.125	-5.083471	0	
177	N256	-2.016531	0.33325	-5.083471	0	
178	N257	-2.016531	0.33325	-5.604305	0	
179	N258	-4.37334	0.33325	-5.604305	0	
180	N259	-4.371005	.125	-5.081093	0	
181	N260	-4.371005	0.33325	-5.081093	0	
182	N263	-1.5	0.33325	5.604305	0	
183	N264	1.833333	0.33325	5.604305	0	
184	N245B	5.25	0.83325	5.604305	0	
185	N246B	-5.25	0.83325	5.604305	0	
186	N247B	-1.5	0.83325	5.604305	0	
187	N248A	1.833333	0.83325	5.604305	0	
188	N249A	5.604305	0.83325	-5.25	0	
189	N250A	5.604305	0.83325	5.25	0	
190	N253A	-5.25	0.83325	-5.604305	0	
191	N254A	5.25	0.83325	-5.604305	0	
192	N257A	-5.604305	0.83325	5.25	0	
193	N258A	-5.604305	0.83325	-5.25	0	
194	N250B	-0.353553	-0.020833	0.353553	0	
195	N251B	-2.048459	-0.020833	2.048459	0	
196	N252B	-2.330733	-0.020833	2.330733	0	
197	N253B	-3.113802	-0.020833	3.113802	0	
198	N254B	-3.417683	-0.020833	3.417683	0	
199	N255B	-0.353553	-1	0.353553	0	
200	N256B	-3.366127	-0.208363	3.366127	0	
201	N257B	-0.353553	-0.083333	0.353553	0	
202	N258B	-0.861448	-0.020833	0.861448	0	
203	N259B	-1.324837	-0.020833	1.324837	0	
204	N260B	-1.720083	-0.020833	1.720083	0	
205	N262A	-2.566315	-0.020833	2.566315	0	
206	N263A	-2.750567	-0.020833	2.750567	0	
207	N264A	-0.861448	-0.083333	0.861448	0	
208	N265A	-1.324837	-0.083333	1.324837	0	
209	N266A	-1.720079	-0.083333	1.720079	0	
210	N267A	-2.051493	-0.083333	2.051493	0	
211	N268A	-2.330733	-0.083333	2.330733	0	
212	N269A	-2.566315	-0.083333	2.566315	0	
213	N270A	-2.750567	-0.083333	2.750567	0	
214	N271A	-0.353553	-0.938546	0.353553	0	
215	N272A	-1.324837	-0.681239	1.324837	0	
216	N273A	-0.869523	-0.864411	0.869523	0	
217	N274A	-1.72815	-0.638783	1.72815	0	
218	N275A	-1.332906	-0.742648	1.332906	0	
219	N276A	-2.059565	-0.551691	2.059565	0	
220	N277	-2.338807	-0.478315	2.338807	0	
221	N278	-2.574389	-0.416411	2.574389	0	
222	N279	-2.758642	-0.367995	2.758642	0	

Joint Coordinates and Temperatures (Continued)

	Label	X [ft]	Y [ft]	Z [ft]	Temp [F]	Detach From Diap...
223	N280	-0.861448	-0.802956	0.861448	0	
224	N281	-1.720079	-0.57736	1.720079	0	
225	N282	-2.051493	-0.490257	2.051493	0	
226	N283	-2.330733	-0.416873	2.330733	0	
227	N284	-2.566315	-0.354962	2.566315	0	
228	N285	-2.750567	-0.306541	2.750567	0	
229	N286	-3.417683	-0.083333	3.417683	0	
230	N287	-3.358053	-0.1545	3.358053	0	
231	N288	-3.113802	-0.083333	3.113802	0	
232	N289	-3.113802	-0.215631	3.113802	0	
233	N290	-3.113802	-0.274668	3.113802	0	
234	N260C	5.604305	0.33325	-5.25	0	
235	N261B	-5.604305	0.33325	-5.25	0	
236	N262B	5.604305	0.33325	5.25	0	
237	N263B	-5.604305	0.33325	5.25	0	
238	N264B	5.25	0.33325	5.604305	0	
239	N265B	5.25	0.33325	-5.604305	0	
240	N266B	-5.25	0.33325	5.604305	0	
241	N267C	-5.25	0.33325	-5.604305	0	
242	N271B	0.353553	-0.020833	0.353553	0	
243	N272B	2.048459	-0.020833	2.048459	0	
244	N273B	2.330733	-0.020833	2.330733	0	
245	N274B	3.113802	-0.020833	3.113802	0	
246	N275B	3.417683	-0.020833	3.417683	0	
247	N276B	0.353553	-1	0.353553	0	
248	N277A	3.366127	-0.208363	3.366127	0	
249	N278A	0.353553	-0.083333	0.353553	0	
250	N279A	0.861448	-0.020833	0.861448	0	
251	N280A	1.324837	-0.020833	1.324837	0	
252	N281A	1.720083	-0.020833	1.720083	0	
253	N283A	2.566315	-0.020833	2.566315	0	
254	N284A	2.750567	-0.020833	2.750567	0	
255	N285A	0.861448	-0.083333	0.861448	0	
256	N286A	1.324837	-0.083333	1.324837	0	
257	N287A	1.720079	-0.083333	1.720079	0	
258	N288A	2.051493	-0.083333	2.051493	0	
259	N289A	2.330733	-0.083333	2.330733	0	
260	N290A	2.566315	-0.083333	2.566315	0	
261	N291	2.750567	-0.083333	2.750567	0	
262	N292	0.353553	-0.938546	0.353553	0	
263	N293	1.324837	-0.681239	1.324837	0	
264	N294	0.869523	-0.864411	0.869523	0	
265	N295	1.72815	-0.638783	1.72815	0	
266	N296	1.332906	-0.742648	1.332906	0	
267	N297	2.059565	-0.551691	2.059565	0	
268	N298	2.338807	-0.478315	2.338807	0	
269	N299	2.574389	-0.416411	2.574389	0	
270	N300	2.758642	-0.367995	2.758642	0	
271	N301	0.861448	-0.802956	0.861448	0	
272	N302	1.720079	-0.57736	1.720079	0	
273	N303	2.051493	-0.490257	2.051493	0	
274	N304	2.330733	-0.416873	2.330733	0	

Joint Coordinates and Temperatures (Continued)

	Label	X [ft]	Y [ft]	Z [ft]	Temp [F]	Detach From Diap...
275	N305	2.566315	-0.354962	2.566315	0	
276	N306	2.750567	-0.306541	2.750567	0	
277	N307	3.417683	-0.083333	3.417683	0	
278	N308	3.358053	-0.1545	3.358053	0	
279	N309	3.113802	-0.083333	3.113802	0	
280	N310	3.113802	-0.215631	3.113802	0	
281	N311	3.113802	-0.274668	3.113802	0	
282	N314	0.353553	-0.020833	-0.353553	0	
283	N315	2.048459	-0.020833	-2.048459	0	
284	N316	2.330733	-0.020833	-2.330733	0	
285	N317	3.113802	-0.020833	-3.113802	0	
286	N318	3.417683	-0.020833	-3.417683	0	
287	N319	0.353553	-1	-0.353553	0	
288	N320	3.366127	-0.208363	-3.366127	0	
289	N321	0.353553	-0.083333	-0.353553	0	
290	N322	0.861448	-0.020833	-0.861448	0	
291	N323	1.324837	-0.020833	-1.324837	0	
292	N324	1.720083	-0.020833	-1.720083	0	
293	N326	2.566315	-0.020833	-2.566315	0	
294	N327	2.750567	-0.020833	-2.750567	0	
295	N328	0.861448	-0.083333	-0.861448	0	
296	N329	1.324837	-0.083333	-1.324837	0	
297	N330	1.720079	-0.083333	-1.720079	0	
298	N331	2.051493	-0.083333	-2.051493	0	
299	N332	2.330733	-0.083333	-2.330733	0	
300	N333	2.566315	-0.083333	-2.566315	0	
301	N334	2.750567	-0.083333	-2.750567	0	
302	N335	0.353553	-0.938546	-0.353553	0	
303	N336	1.324837	-0.681239	-1.324837	0	
304	N337	0.869523	-0.864411	-0.869523	0	
305	N338	1.72815	-0.638783	-1.72815	0	
306	N339	1.332906	-0.742648	-1.332907	0	
307	N340	2.059565	-0.551691	-2.059565	0	
308	N341	2.338807	-0.478315	-2.338807	0	
309	N342	2.574389	-0.416411	-2.574389	0	
310	N343	2.758642	-0.367995	-2.758642	0	
311	N344	0.861448	-0.802956	-0.861448	0	
312	N345	1.720079	-0.57736	-1.720079	0	
313	N346	2.051493	-0.490257	-2.051493	0	
314	N347	2.330733	-0.416873	-2.330733	0	
315	N348	2.566315	-0.354962	-2.566315	0	
316	N349	2.750567	-0.306541	-2.750567	0	
317	N350	3.417683	-0.083333	-3.417683	0	
318	N351	3.358053	-0.1545	-3.358053	0	
319	N352	3.113802	-0.083333	-3.113802	0	
320	N353	3.113802	-0.215631	-3.113802	0	
321	N354	3.113802	-0.274668	-3.113802	0	
322	N357	-0.353553	-0.020833	-0.353553	0	
323	N358	-2.134537	-0.020833	-2.134537	0	
324	N359	-2.330733	-0.020833	-2.330733	0	
325	N360	-3.113802	-0.020833	-3.113802	0	
326	N361	-3.417683	-0.020833	-3.417683	0	

Joint Coordinates and Temperatures (Continued)

	Label	X [ft]	Y [ft]	Z [ft]	Temp [F]	Detach From Diap...
327	N362	-0.353553	-1	-0.353553	0	
328	N363	-3.366127	-0.208363	-3.366127	0	
329	N364	-0.353553	-0.083333	-0.353553	0	
330	N365	-0.861448	-0.020833	-0.861448	0	
331	N366	-1.324837	-0.020833	-1.324837	0	
332	N367	-1.720083	-0.020833	-1.720083	0	
333	N368	-2.051493	-0.020833	-2.051493	0	
334	N369	-2.566315	-0.020833	-2.566315	0	
335	N370	-2.750567	-0.020833	-2.750567	0	
336	N371	-0.861448	-0.083333	-0.861448	0	
337	N372	-1.324837	-0.083333	-1.324837	0	
338	N373	-1.720079	-0.083333	-1.720079	0	
339	N374	-2.051493	-0.083333	-2.051493	0	
340	N375	-2.330733	-0.083333	-2.330733	0	
341	N376	-2.566315	-0.083333	-2.566315	0	
342	N377	-2.750567	-0.083333	-2.750567	0	
343	N378	-0.353553	-0.938546	-0.353553	0	
344	N379	-1.324837	-0.681239	-1.324837	0	
345	N380	-0.869523	-0.864411	-0.869523	0	
346	N381	-1.72815	-0.638783	-1.72815	0	
347	N382	-1.332906	-0.742648	-1.332906	0	
348	N383	-2.059565	-0.551691	-2.059565	0	
349	N384	-2.338807	-0.478315	-2.338807	0	
350	N385	-2.574389	-0.416411	-2.574389	0	
351	N386	-2.758642	-0.367995	-2.758642	0	
352	N387	-0.861448	-0.802956	-0.861448	0	
353	N388	-1.720079	-0.57736	-1.720079	0	
354	N389	-2.051493	-0.490257	-2.051493	0	
355	N390	-2.330733	-0.416873	-2.330733	0	
356	N391	-2.566315	-0.354962	-2.566315	0	
357	N392	-2.750567	-0.306541	-2.750567	0	
358	N393	-3.417683	-0.083333	-3.417683	0	
359	N394	-3.358053	-0.1545	-3.358053	0	
360	N395	-3.113802	-0.083333	-3.113802	0	
361	N396	-3.113802	-0.215631	-3.113802	0	
362	N397	-3.113802	-0.274668	-3.113802	0	
363	N397A	0	0	0	0	
364	N389A	-3.299832	-0.020833	-3.299832	0	
365	N383A	-3.299832	.125	3.299832	0	
366	N385A	-2.134537	-0.020833	2.134537	0	
367	N386A	-3.299832	-0.020833	3.299832	0	
368	N387A	3.299832	.125	3.299832	0	
369	N388A	2.134537	-0.020833	2.134537	0	
370	N389B	3.299832	-0.020833	3.299832	0	
371	N390A	3.299832	.125	-3.299832	0	
372	N391A	2.134537	-0.020833	-2.134537	0	
373	N392A	3.299832	-0.020833	-3.299832	0	
374	N386B	3.479714	.125	-1.766686	0	
375	N387B	5.166819	.125	-1.766686	0	
376	N388B	3.479714	.125	-0.60002	0	
377	N389C	5.166819	.125	-0.60002	0	
378	N390B	3.479714	.125	0.566647	0	

Joint Coordinates and Temperatures (Continued)

	Label	X [ft]	Y [ft]	Z [ft]	Temp [F]	Detach From Diap...
379	N391B	5.166819	.125	0.566647	0	
380	N392B	3.479714	.125	1.733314	0	
381	N393A	5.166819	.125	1.733314	0	
382	N394A	-1.766686	.125	-3.479714	0	
383	N395A	-1.766686	.125	-5.166819	0	
384	N396A	-0.60002	.125	-3.479714	0	
385	N397B	-0.60002	.125	-5.166819	0	
386	N398	0.566647	.125	-3.479714	0	
387	N399	0.566647	.125	-5.166819	0	
388	N400	1.733314	.125	-3.479714	0	
389	N401	1.733314	.125	-5.166819	0	
390	N402	-3.479714	.125	1.766686	0	
391	N403	-5.166819	.125	1.766686	0	
392	N404	-3.479714	.125	0.60002	0	
393	N405	-5.166819	.125	0.60002	0	
394	N406	-3.479714	.125	-0.566647	0	
395	N407	-5.166819	.125	-0.566647	0	
396	N408	-3.479714	.125	-1.733314	0	
397	N409	-5.166819	.125	-1.733314	0	
398	N410	1.766686	.125	3.479714	0	
399	N411	1.766686	.125	5.166819	0	
400	N412	0.60002	.125	3.479714	0	
401	N413	0.60002	.125	5.166819	0	
402	N414	-0.566647	.125	3.479714	0	
403	N415	-0.566647	.125	5.166819	0	
404	N416	-1.733314	.125	3.479714	0	
405	N417	-1.733314	.125	5.166819	0	
406	N418	-1.5	0.33325	5.937638	0	
407	N419	1.833333	0.33325	5.937638	0	
408	N434A	-1.5	4.58325	5.937638	0	
409	N435A	1.833333	4.58325	5.937638	0	
410	N438	-1.5	-2.41675	5.937638	0	
411	N439	1.833333	-3.41675	5.937638	0	
412	N466	-5.25	4.08325	5.604638	0	
413	N467	-1.5	4.08325	5.937638	0	
414	N468	1.833333	4.08325	5.937638	0	
415	N469	5.25	4.08325	5.604305	0	
416	N486A	-4.833333	0.33325	5.604305	0	
417	N487A	-4.833333	0.33325	5.937638	0	
418	N488A	-4.833333	4.58325	5.937638	0	
419	N489A	-4.833333	-2.41675	5.937638	0	
420	N487B	4.833333	0.33325	5.604305	0	
421	N488B	4.833333	0.33325	5.937638	0	
422	N489B	4.833333	4.58325	5.937638	0	
423	N490	4.833333	-2.41675	5.937638	0	
424	N488C	-1.5	4.08325	5.604305	0	
425	N489C	1.833333	4.08325	5.604305	0	
426	N490A	4.833333	4.08325	5.604305	0	
427	N491	-4.833333	4.08325	5.604638	0	
428	N492	-4.833333	4.08325	5.937638	0	
429	N493	4.833333	4.08325	5.937638	0	
430	N454	5.604638	4.08325	5.25	0	

Joint Coordinates and Temperatures (Continued)

	Label	X [ft]	Y [ft]	Z [ft]	Temp [F]	Detach From Diap...
431	N457	5.604305	4.08325	-5.25	0	
432	N472	5.25	4.08325	-5.604638	0	
433	N475	-5.25	4.08325	-5.604305	0	
434	N490B	-5.604638	4.08325	-5.25	0	
435	N493A	-5.604305	4.08325	5.25	0	
436	N504	-4.5	4.08325	5.604638	0	
437	N505	4.5	4.08325	5.604638	0	
438	N506	5.604638	4.08325	4.5	0	
439	N507	5.604638	4.08325	-4.5	0	
440	N508	4.5	4.08325	-5.604638	0	
441	N509	-4.5	4.08325	-5.604638	0	
442	N510	-5.604638	4.08325	-4.5	0	
443	N511	-5.604638	4.08325	4.5	0	
444	N444	5.604305	0.33325	1.5	0	
445	N445	5.604305	0.33325	-1.833333	0	
446	N446	5.604305	0.83325	1.5	0	
447	N447	5.604305	0.83325	-1.833333	0	
448	N448	5.937638	0.33325	1.5	0	
449	N449	5.937638	0.33325	-1.833333	0	
450	N450	5.937638	4.58325	1.5	0	
451	N451	5.937638	4.58325	-1.833333	0	
452	N452	5.937638	-2.41675	1.5	0	
453	N453	5.937638	-3.41675	-1.833333	0	
454	N454A	5.937638	4.08325	1.5	0	
455	N455	5.937638	4.08325	-1.833333	0	
456	N456	5.604305	0.33325	4.833333	0	
457	N457A	5.937638	0.33325	4.833333	0	
458	N458	5.937638	4.58325	4.833333	0	
459	N459	5.937638	-2.41675	4.833333	0	
460	N460	5.604305	0.33325	-4.833333	0	
461	N461	5.937638	0.33325	-4.833333	0	
462	N462	5.937638	4.58325	-4.833333	0	
463	N463	5.937638	-2.41675	-4.833333	0	
464	N464	5.604305	4.08325	1.5	0	
465	N465	5.604305	4.08325	-1.833333	0	
466	N466A	5.604305	4.08325	-4.833333	0	
467	N467A	5.604638	4.08325	4.833333	0	
468	N468A	5.937638	4.08325	4.833333	0	
469	N469A	5.937638	4.08325	-4.833333	0	
470	N470	1.5	0.33325	-5.604305	0	
471	N471	-1.833333	0.33325	-5.604305	0	
472	N472A	1.5	0.83325	-5.604305	0	
473	N473	-1.833333	0.83325	-5.604305	0	
474	N474	1.5	0.33325	-5.937638	0	
475	N475A	-1.833333	0.33325	-5.937638	0	
476	N476	1.5	4.58325	-5.937638	0	
477	N477	-1.833333	4.58325	-5.937638	0	
478	N478	1.5	-2.41675	-5.937638	0	
479	N479	-1.833333	-3.41675	-5.937638	0	
480	N480	1.5	4.08325	-5.937638	0	
481	N481	-1.833333	4.08325	-5.937638	0	
482	N482	4.833333	0.33325	-5.604305	0	

Joint Coordinates and Temperatures (Continued)

	Label	X [ft]	Y [ft]	Z [ft]	Temp [F]	Detach From Diap...
483	N483	4.833333	0.33325	-5.937638	0	
484	N484	4.833333	4.58325	-5.937638	0	
485	N485	4.833333	-2.41675	-5.937638	0	
486	N486	-4.833333	0.33325	-5.604305	0	
487	N487	-4.833333	0.33325	-5.937638	0	
488	N488	-4.833333	4.58325	-5.937638	0	
489	N489	-4.833333	-2.41675	-5.937638	0	
490	N490C	1.5	4.08325	-5.604305	0	
491	N491A	-1.833333	4.08325	-5.604305	0	
492	N492A	-4.833333	4.08325	-5.604305	0	
493	N493B	4.833333	4.08325	-5.604638	0	
494	N494	4.833333	4.08325	-5.937638	0	
495	N495	-4.833333	4.08325	-5.937638	0	
496	N496	-5.604305	0.33325	-1.5	0	
497	N497	-5.604305	0.33325	1.833333	0	
498	N498	-5.604305	0.83325	-1.5	0	
499	N499	-5.604305	0.83325	1.833333	0	
500	N500	-5.937638	0.33325	-1.5	0	
501	N501	-5.937638	0.33325	1.833333	0	
502	N502	-5.937638	4.58325	-1.5	0	
503	N503	-5.937638	4.58325	1.833333	0	
504	N504A	-5.937638	-2.41675	-1.5	0	
505	N505A	-5.937638	-3.41675	1.833333	0	
506	N506A	-5.937638	4.08325	-1.5	0	
507	N507A	-5.937638	4.08325	1.833333	0	
508	N508A	-5.604305	0.33325	-4.833333	0	
509	N509A	-5.937638	0.33325	-4.833333	0	
510	N510A	-5.937638	4.58325	-4.833333	0	
511	N511A	-5.937638	-2.41675	-4.833333	0	
512	N512	-5.604305	0.33325	4.833333	0	
513	N513	-5.937638	0.33325	4.833333	0	
514	N514	-5.937638	4.58325	4.833333	0	
515	N515	-5.937638	-2.41675	4.833333	0	
516	N516	-5.604305	4.08325	-1.5	0	
517	N517	-5.604305	4.08325	1.833333	0	
518	N518	-5.604305	4.08325	4.833333	0	
519	N519	-5.604638	4.08325	-4.833333	0	
520	N520	-5.937638	4.08325	-4.833333	0	
521	N521	-5.937638	4.08325	4.833333	0	

Hot Rolled Steel Section Sets

	Label	Shape	Type	Design List	Material	Design Rules	A [in2]	Iyy [in4]	Izz [in4]	J [in4]
1	Face Horizo...	PIPE 2.5	Beam	Pipe	A53 Gr.B	Typical	1.61	1.45	1.45	2.89
2	Support Rail	PIPE 2.0	Beam	Pipe	A53 Gr.B	Typical	1.02	.627	.627	1.25
3	Mount Pipes	PIPE 2.5	Column	Wide Flange	A53 Gr.B	Typical	1.61	1.45	1.45	2.89
4	Standoff Top...	PL1/2x4	Beam	RECT	A36 Gr.36	Typical	2	.042	2.667	.154
5	Standoff Bott...	PL3/8x4	Beam	RECT	A36 Gr.36	Typical	1.5	.018	2	.066
6	Standoff Bra...	PL3/8x1	Beam	RECT	A36 Gr.36	Typical	.375	.004	.031	.013
7	Standoff Bra...	PL3/8x7/8	Beam	RECT	A36 Gr.36	Typical	.328	.004	.021	.011
8	Standoff Bra...	PL3/8x3/4	Beam	RECT	A36 Gr.36	Typical	.281	.003	.013	.009

Hot Rolled Steel Section Sets (Continued)

	Label	Shape	Type	Design List	Material	Design Rules	A [in2]	Iyy [in4]	Izz [in4]	J [in4]
9	Standoff Bra...	PL3/8x5/8	Beam	RECT	A36 Gr.36	Typical	.234	.003	.008	.007
10	Grating Sup...	PL3/8x2.375	Beam	RECT	A36 Gr.36	Typical	.891	.01	.419	.038
11	Grating Sup...	PL3/8X3	Beam	RECT	A36 Gr.36	Typical	1.125	.013	.844	.049
12	Grating Sup...	L3X3X6	Beam	Single Angle	A36 Gr.36	Typical	2.11	1.75	1.75	.101
13	Walkway Pla...	PL3/16x1.5	Beam	RECT	A36 Gr.36	Typical	.282	.000831	.053	.003
14	Walkway Pipe	PIPE_1.5	Beam	Pipe	A53 Gr.B	Typical	.749	.293	.293	.586
15	Standoff Tube	HSS4X3X4	Beam	Tube	A500 Gr.B R...	Typical	2.91	3.91	6.15	7.96
16	Top Corner ...	WT4x3.4375...	Beam	W_Tee	A36 Gr.36	Typical	2.203	2.008	.829	.104

Hot Rolled Steel Design Parameters

	Label	Shape	Length[ft]	Lbyy[ft]	Lbzz[ft]	Lcomp top[ft]	Lcomp bot[ft]	L-torqu...	Kyy	Kzz	Cb	Function
1	M313	Face Horizo...	10.5			Lbyy			.65	.65		Lateral
2	M314	Face Horizo...	10.5			Lbyy			.65	.65		Lateral
3	M315	Face Horizo...	10.5			Lbyy			.65	.65		Lateral
4	M316	Face Horizo...	10.5			Lbyy			.65	.65		Lateral
5	M45A	Grating Sup...	2.914	Segment	Segment	Lbyy			.65	.65		Lateral
6	M68	Grating Sup...	2.914	Segment	Segment	Lbyy			.65	.65		Lateral
7	M74B	Grating Sup...	2.386	Segment	Segment	Lbyy			.65	.65		Lateral
8	M75B	Grating Sup...	2.386	Segment	Segment	Lbyy			.65	.65		Lateral
9	M110	Grating Sup...	2.914	Segment	Segment	Lbyy			.65	.65		Lateral
10	M144	Grating Sup...	2.914	Segment	Segment	Lbyy			.65	.65		Lateral
11	M148	Grating Sup...	2.386	Segment	Segment	Lbyy			.65	.65		Lateral
12	M150	Grating Sup...	2.386	Segment	Segment	Lbyy			.65	.65		Lateral
13	M188	Grating Sup...	2.914	Segment	Segment	Lbyy			.65	.65		Lateral
14	M222	Grating Sup...	2.914	Segment	Segment	Lbyy			.65	.65		Lateral
15	M226	Grating Sup...	2.386	Segment	Segment	Lbyy			.65	.65		Lateral
16	M228	Grating Sup...	2.386	Segment	Segment	Lbyy			.65	.65		Lateral
17	M266	Grating Sup...	2.914	Segment	Segment	Lbyy			.65	.65		Lateral
18	M300	Grating Sup...	2.914	Segment	Segment	Lbyy			.65	.65		Lateral
19	M304	Grating Sup...	2.386	Segment	Segment	Lbyy			.65	.65		Lateral
20	M306	Grating Sup...	2.386	Segment	Segment	Lbyy			.65	.65		Lateral
21	M54	Standoff Tu...	4.244			Lbyy			1	1		Lateral
22	M130	Standoff Tu...	4.244			Lbyy			1	1		Lateral
23	M208	Standoff Tu...	4.244			Lbyy			1	1		Lateral
24	M286	Standoff Tu...	4.244			Lbyy			1	1		Lateral
25	M66	Grating Sup...	.605			Lbyy			.65	.65		Lateral
26	M74C	Grating Sup...	.605			Lbyy			.65	.65		Lateral
27	M142	Grating Sup...	.605			Lbyy			.65	.65		Lateral
28	M149	Grating Sup...	.605			Lbyy			.65	.65		Lateral
29	M220	Grating Sup...	.605			Lbyy			.65	.65		Lateral
30	M227	Grating Sup...	.605			Lbyy			.65	.65		Lateral
31	M298	Grating Sup...	.605			Lbyy			.65	.65		Lateral
32	M305	Grating Sup...	.605			Lbyy			.65	.65		Lateral
33	M31	Grating Sup...	1.659	.5	.5	Lbyy			.65	.65		Lateral
34	M33	Grating Sup...	1.124	.5	.5	Lbyy			.65	.65		Lateral
35	M34A	Grating Sup...	.583	.5	.5	Lbyy			.65	.65		Lateral
36	M60	Grating Sup...	1.659	.5	.5	Lbyy			.65	.65		Lateral
37	M61	Grating Sup...	1.124	.5	.5	Lbyy			.65	.65		Lateral
38	M62	Grating Sup...	.583	.5	.5	Lbyy			.65	.65		Lateral
39	M103	Grating Sup...	1.659	.5	.5	Lbyy			.65	.65		Lateral

Hot Rolled Steel Design Parameters (Continued)

	Label	Shape	Length[ft]	Lbyy[ft]	Lbzz[ft]	Lcomp top[ft]	Lcomp bot[ft]	L-torqu...	Kyy	Kzz	Cb	Function
40	M104	Grating Sup...	1.124	.5	.5	Lbyy			.65	.65		Lateral
41	M105	Grating Sup...	.583	.5	.5	Lbyy			.65	.65		Lateral
42	M136	Grating Sup...	1.659	.5	.5	Lbyy			.65	.65		Lateral
43	M137	Grating Sup...	1.124	.5	.5	Lbyy			.65	.65		Lateral
44	M138	Grating Sup...	.583	.5	.5	Lbyy			.65	.65		Lateral
45	M181	Grating Sup...	1.659	.5	.5	Lbyy			.65	.65		Lateral
46	M182	Grating Sup...	1.124	.5	.5	Lbyy			.65	.65		Lateral
47	M183	Grating Sup...	.583	.5	.5	Lbyy			.65	.65		Lateral
48	M214	Grating Sup...	1.659	.5	.5	Lbyy			.65	.65		Lateral
49	M215	Grating Sup...	1.124	.5	.5	Lbyy			.65	.65		Lateral
50	M216	Grating Sup...	.583	.5	.5	Lbyy			.65	.65		Lateral
51	M259	Grating Sup...	1.659	.5	.5	Lbyy			.65	.65		Lateral
52	M260	Grating Sup...	1.124	.5	.5	Lbyy			.65	.65		Lateral
53	M261	Grating Sup...	.583	.5	.5	Lbyy			.65	.65		Lateral
54	M292	Grating Sup...	1.659	.5	.5	Lbyy			.65	.65		Lateral
55	M293	Grating Sup...	1.124	.5	.5	Lbyy			.65	.65		Lateral
56	M294	Grating Sup...	.583	.5	.5	Lbyy			.65	.65		Lateral
57	M210	Standoff Br...	.718			Lbyy			.65	.65		Lateral
58	M211A	Standoff Br...	.655			Lbyy			.65	.65		Lateral
59	M215A	Standoff Br...	.943			Lbyy			.65	.65		Lateral
60	M222A	Standoff Br...	.855			Lbyy			.65	.65		Lateral
61	M223A	Standoff Br...	1.017			Lbyy			.65	.65		Lateral
62	M224A	Standoff Br...	.72			Lbyy			.65	.65		Lateral
63	M225A	Standoff Br...	.887			Lbyy			.65	.65		Lateral
64	M226A	Standoff Br...	.598			Lbyy			.65	.65		Lateral
65	M227A	Standoff Br...	.746			Lbyy			.65	.65		Lateral
66	M228A	Standoff Br...	.494			Lbyy			.65	.65		Lateral
67	M229A	Standoff Br...	.621			Lbyy			.65	.65		Lateral
68	M230A	Standoff Br...	.407			Lbyy			.65	.65		Lateral
69	M231A	Standoff Br...	.517			Lbyy			.65	.65		Lateral
70	M232A	Standoff Br...	.334			Lbyy			.65	.65		Lateral
71	M233A	Standoff Br...	.43			Lbyy			.65	.65		Lateral
72	M234A	Standoff Br...	.272			Lbyy			.65	.65		Lateral
73	M235	Standoff Br...	.343			Lbyy			.65	.65		Lateral
74	M215B	Standoff To...	.943			Lbyy			.65	.65		Lateral
75	M216A	Standoff To...	.993			Lbyy			.65	.65		Lateral
76	M217A	Standoff To...	1.023			Lbyy			.65	.65		Lateral
77	M218A	Standoff To...	.655			Lbyy			.65	.65		Lateral
78	M219A	Standoff To...	.718			Lbyy			.65	.65		Lateral
79	M220A	Standoff Bot...	.874			Lbyy			.65	.65		Lateral
80	M221A	Standoff Bot...	1.006			Lbyy			.65	.65		Lateral
81	M222B	Standoff Bot...	1.045			Lbyy			.65	.65		Lateral
82	M223B	Standoff Bot...	.667			Lbyy			.65	.65		Lateral
83	M224B	Standoff Bot...	.742			Lbyy			.65	.65		Lateral
84	M225B	Standoff Br...	.872			Lbyy			.65	.65		Lateral
85	M226B	Standoff Br...	1.006			Lbyy			.65	.65		Lateral
86	M227B	Standoff Br...	1.045			Lbyy			.65	.65		Lateral
87	M228B	Standoff Br...	.667			Lbyy			.65	.65		Lateral
88	M229B	Standoff Br...	.731			Lbyy			.65	.65		Lateral
89	M227C	Standoff Br...	.989			Lbyy			.65	.65		Lateral
90	M228C	Standoff Br...	1.028			Lbyy			.65	.65		Lateral
91	M249	Standoff Br...	.718			Lbyy			.65	.65		Lateral

Hot Rolled Steel Design Parameters (Continued)

	Label	Shape	Length[ft]	Lbyy[ft]	Lbzz[ft]	Lcomp top[ft]	Lcomp bot[ft]	L-torqu...	Kyy	Kzz	Cb	Function
92	M250	Standoff Br...	.655			Lbyy			.65	.65		Lateral
93	M251	Standoff Br...	.943			Lbyy			.65	.65		Lateral
94	M252	Standoff Br...	.855			Lbyy			.65	.65		Lateral
95	M253	Standoff Br...	1.017			Lbyy			.65	.65		Lateral
96	M254	Standoff Br...	.72			Lbyy			.65	.65		Lateral
97	M255	Standoff Br...	.887			Lbyy			.65	.65		Lateral
98	M256A	Standoff Br...	.598			Lbyy			.65	.65		Lateral
99	M257A	Standoff Br...	.746			Lbyy			.65	.65		Lateral
100	M258A	Standoff Br...	.494			Lbyy			.65	.65		Lateral
101	M259A	Standoff Br...	.621			Lbyy			.65	.65		Lateral
102	M260A	Standoff Br...	.407			Lbyy			.65	.65		Lateral
103	M261A	Standoff Br...	.517			Lbyy			.65	.65		Lateral
104	M262A	Standoff Br...	.334			Lbyy			.65	.65		Lateral
105	M263A	Standoff Br...	.43			Lbyy			.65	.65		Lateral
106	M264A	Standoff Br...	.272			Lbyy			.65	.65		Lateral
107	M265A	Standoff Br...	.343			Lbyy			.65	.65		Lateral
108	M272	Standoff To...	.943			Lbyy			.65	.65		Lateral
109	M273	Standoff To...	.993			Lbyy			.65	.65		Lateral
110	M274	Standoff To...	1.023			Lbyy			.65	.65		Lateral
111	M275	Standoff To...	.655			Lbyy			.65	.65		Lateral
112	M276	Standoff To...	.718			Lbyy			.65	.65		Lateral
113	M277	Standoff Bot...	.874			Lbyy			.65	.65		Lateral
114	M278	Standoff Bot...	1.006			Lbyy			.65	.65		Lateral
115	M279	Standoff Bot...	1.045			Lbyy			.65	.65		Lateral
116	M280	Standoff Bot...	.667			Lbyy			.65	.65		Lateral
117	M281	Standoff Bot...	.742			Lbyy			.65	.65		Lateral
118	M282	Standoff Br...	.872			Lbyy			.65	.65		Lateral
119	M283	Standoff Br...	1.006			Lbyy			.65	.65		Lateral
120	M284	Standoff Br...	1.045			Lbyy			.65	.65		Lateral
121	M285	Standoff Br...	.667			Lbyy			.65	.65		Lateral
122	M286A	Standoff Br...	.731			Lbyy			.65	.65		Lateral
123	M287	Standoff Br...	.989			Lbyy			.65	.65		Lateral
124	M288	Standoff Br...	1.028			Lbyy			.65	.65		Lateral
125	M309A	Standoff Br...	.718			Lbyy			.65	.65		Lateral
126	M310A	Standoff Br...	.655			Lbyy			.65	.65		Lateral
127	M311A	Standoff Br...	.943			Lbyy			.65	.65		Lateral
128	M312A	Standoff Br...	.855			Lbyy			.65	.65		Lateral
129	M313A	Standoff Br...	1.017			Lbyy			.65	.65		Lateral
130	M314A	Standoff Br...	.72			Lbyy			.65	.65		Lateral
131	M315A	Standoff Br...	.887			Lbyy			.65	.65		Lateral
132	M316A	Standoff Br...	.598			Lbyy			.65	.65		Lateral
133	M317	Standoff Br...	.746			Lbyy			.65	.65		Lateral
134	M318	Standoff Br...	.494			Lbyy			.65	.65		Lateral
135	M319	Standoff Br...	.621			Lbyy			.65	.65		Lateral
136	M320	Standoff Br...	.407			Lbyy			.65	.65		Lateral
137	M321	Standoff Br...	.517			Lbyy			.65	.65		Lateral
138	M322	Standoff Br...	.334			Lbyy			.65	.65		Lateral
139	M323	Standoff Br...	.43			Lbyy			.65	.65		Lateral
140	M324	Standoff Br...	.272			Lbyy			.65	.65		Lateral
141	M325	Standoff Br...	.343			Lbyy			.65	.65		Lateral
142	M332	Standoff To...	.943			Lbyy			.65	.65		Lateral
143	M333	Standoff To...	.993			Lbyy			.65	.65		Lateral

Hot Rolled Steel Design Parameters (Continued)

	Label	Shape	Length[ft]	Lbyy[ft]	Lbzz[ft]	Lcomp top[ft]	Lcomp bot[ft]	L-torqu...	Kyy	Kzz	Cb	Function
144	M334	Standoff To...	1.023			Lbyy			.65	.65		Lateral
145	M335	Standoff To...	.655			Lbyy			.65	.65		Lateral
146	M336	Standoff To...	.718			Lbyy			.65	.65		Lateral
147	M337	Standoff Bot...	.874			Lbyy			.65	.65		Lateral
148	M338	Standoff Bot...	1.006			Lbyy			.65	.65		Lateral
149	M339	Standoff Bot...	1.045			Lbyy			.65	.65		Lateral
150	M340	Standoff Bot...	.667			Lbyy			.65	.65		Lateral
151	M341	Standoff Bot...	.742			Lbyy			.65	.65		Lateral
152	M342	Standoff Br...	.872			Lbyy			.65	.65		Lateral
153	M343	Standoff Br...	1.006			Lbyy			.65	.65		Lateral
154	M344	Standoff Br...	1.045			Lbyy			.65	.65		Lateral
155	M345	Standoff Br...	.667			Lbyy			.65	.65		Lateral
156	M346	Standoff Br...	.731			Lbyy			.65	.65		Lateral
157	M347	Standoff Br...	.989			Lbyy			.65	.65		Lateral
158	M348	Standoff Br...	1.028			Lbyy			.65	.65		Lateral
159	M369	Standoff Br...	.718			Lbyy			.65	.65		Lateral
160	M370	Standoff Br...	.655			Lbyy			.65	.65		Lateral
161	M371	Standoff Br...	.943			Lbyy			.65	.65		Lateral
162	M372	Standoff Br...	.855			Lbyy			.65	.65		Lateral
163	M373	Standoff Br...	1.017			Lbyy			.65	.65		Lateral
164	M374	Standoff Br...	.72			Lbyy			.65	.65		Lateral
165	M375	Standoff Br...	.887			Lbyy			.65	.65		Lateral
166	M376	Standoff Br...	.598			Lbyy			.65	.65		Lateral
167	M377	Standoff Br...	.746			Lbyy			.65	.65		Lateral
168	M378	Standoff Br...	.494			Lbyy			.65	.65		Lateral
169	M379	Standoff Br...	.621			Lbyy			.65	.65		Lateral
170	M380	Standoff Br...	.407			Lbyy			.65	.65		Lateral
171	M381	Standoff Br...	.517			Lbyy			.65	.65		Lateral
172	M382	Standoff Br...	.334			Lbyy			.65	.65		Lateral
173	M383	Standoff Br...	.43			Lbyy			.65	.65		Lateral
174	M384	Standoff Br...	.272			Lbyy			.65	.65		Lateral
175	M385	Standoff Br...	.343			Lbyy			.65	.65		Lateral
176	M392	Standoff To...	.943			Lbyy			.65	.65		Lateral
177	M393	Standoff To...	.989			Lbyy			.65	.65		Lateral
178	M394	Standoff To...	1.028			Lbyy			.65	.65		Lateral
179	M395	Standoff To...	.655			Lbyy			.65	.65		Lateral
180	M396	Standoff To...	.718			Lbyy			.65	.65		Lateral
181	M397	Standoff Bot...	.874			Lbyy			.65	.65		Lateral
182	M398	Standoff Bot...	1.006			Lbyy			.65	.65		Lateral
183	M399	Standoff Bot...	1.045			Lbyy			.65	.65		Lateral
184	M400	Standoff Bot...	.667			Lbyy			.65	.65		Lateral
185	M401	Standoff Bot...	.742			Lbyy			.65	.65		Lateral
186	M402	Standoff Br...	.872			Lbyy			.65	.65		Lateral
187	M403	Standoff Br...	1.006			Lbyy			.65	.65		Lateral
188	M404	Standoff Br...	1.045			Lbyy			.65	.65		Lateral
189	M405	Standoff Br...	.667			Lbyy			.65	.65		Lateral
190	M406	Standoff Br...	.731			Lbyy			.65	.65		Lateral
191	M407	Standoff Br...	.989			Lbyy			.65	.65		Lateral
192	M408	Standoff Br...	1.028			Lbyy			.65	.65		Lateral
193	M413A	Walkway Pi...	4.033			Lbyy						Lateral
194	M414	Walkway Pi...	4.033			Lbyy						Lateral
195	M415	Walkway Pi...	4.033			Lbyy						Lateral

Hot Rolled Steel Design Parameters (Continued)

	Label	Shape	Length[ft]	Lbyy[ft]	Lbzz[ft]	Lcomp top[ft]	Lcomp bot[ft]	L-torqu...	Kyy	Kzz	Cb	Function
196	M416	Walkway Pi...	4.033			Lbyy						Lateral
197	M417	Walkway Pi...	4.033			Lbyy						Lateral
198	M418	Walkway Pi...	4.033			Lbyy						Lateral
199	M419	Walkway Pi...	4.033			Lbyy						Lateral
200	M420	Walkway Pi...	4.033			Lbyy						Lateral
201	M421	Walkway Pl...	1.687	.833	.833	Lbyy						Lateral
202	M422	Walkway Pl...	1.687	.833	.833	Lbyy						Lateral
203	M423	Walkway Pl...	1.687	.833	.833	Lbyy						Lateral
204	M424	Walkway Pl...	1.687	.833	.833	Lbyy						Lateral
205	M425	Walkway Pl...	1.687	.833	.833	Lbyy						Lateral
206	M426	Walkway Pl...	1.687	.833	.833	Lbyy						Lateral
207	M427	Walkway Pl...	1.687	.833	.833	Lbyy						Lateral
208	M428	Walkway Pl...	1.687	.833	.833	Lbyy						Lateral
209	M429	Walkway Pl...	1.687	.833	.833	Lbyy						Lateral
210	M430	Walkway Pl...	1.687	.833	.833	Lbyy						Lateral
211	M431	Walkway Pl...	1.687	.833	.833	Lbyy						Lateral
212	M432	Walkway Pl...	1.687	.833	.833	Lbyy						Lateral
213	M433	Walkway Pl...	1.687	.833	.833	Lbyy						Lateral
214	M434	Walkway Pl...	1.687	.833	.833	Lbyy						Lateral
215	M435	Walkway Pl...	1.687	.833	.833	Lbyy						Lateral
216	M436	Walkway Pl...	1.687	.833	.833	Lbyy						Lateral
217	MP3A	Mount Pipes	7			Lbyy						Lateral
218	MP2A	Mount Pipes	8			Lbyy						Lateral
219	M477	Support Rail	10.5			Lbyy						Lateral
220	MP4A	Mount Pipes	7			Lbyy						Lateral
221	MP1A	Mount Pipes	7			Lbyy						Lateral
222	M459	Support Rail	10.5			Lbyy						Lateral
223	M468	Support Rail	10.5			Lbyy						Lateral
224	M477A	Support Rail	10.5			Lbyy						Lateral
225	M484	Top Corner ...	1.562			Lbyy						Lateral
226	M485	Top Corner ...	1.562			Lbyy						Lateral
227	M486	Top Corner ...	1.562			Lbyy						Lateral
228	M487	Top Corner ...	1.562			Lbyy						Lateral
229	MP3D	Mount Pipes	7			Lbyy						Lateral
230	MP2D	Mount Pipes	8			Lbyy						Lateral
231	MP4D	Mount Pipes	7			Lbyy						Lateral
232	MP1D	Mount Pipes	7			Lbyy						Lateral
233	MP3C	Mount Pipes	7			Lbyy						Lateral
234	MP2C	Mount Pipes	8			Lbyy						Lateral
235	MP4C	Mount Pipes	7			Lbyy						Lateral
236	MP1C	Mount Pipes	7			Lbyy						Lateral
237	MP3B	Mount Pipes	7			Lbyy						Lateral
238	MP2B	Mount Pipes	8			Lbyy						Lateral
239	MP4B	Mount Pipes	7			Lbyy						Lateral
240	MP1B	Mount Pipes	7			Lbyy						Lateral

Member Primary Data

	Label	I Joint	J Joint	K Joint	Rotate(deg)	Section/Shape	Type	Design List	Material	Design Rules
1	R3	N77	N35			RIGID	None	None	RIGID	Typical
2	R4	N27	N38			RIGID	None	None	RIGID	Typical

Member Primary Data (Continued)

	Label	I Joint	J Joint	K Joint	Rotate(deg)	Section/Shape	Type	Design List	Material	Design Rules
3	R5	N28	N39			RIGID	None	None	RIGID	Typical
4	R6	N79	N41			RIGID	None	None	RIGID	Typical
5	R7	N29	N41A			RIGID	None	None	RIGID	Typical
6	R8	N31	N42			RIGID	None	None	RIGID	Typical
7	R9	N47	N50			RIGID	None	None	RIGID	Typical
8	R10	N49	N52A			RIGID	None	None	RIGID	Typical
9	M57	N77	N69			RIGID	None	None	RIGID	Typical
10	M58	N27	N70			RIGID	None	None	RIGID	Typical
11	M59	N28	N71			RIGID	None	None	RIGID	Typical
12	M63	N64	N72			RIGID	None	None	RIGID	Typical
13	M64	N67	N73			RIGID	None	None	RIGID	Typical
14	M65	N68	N74			RIGID	None	None	RIGID	Typical
15	M67	N47	N78			RIGID	None	None	RIGID	Typical
16	M70	N49	N80			RIGID	None	None	RIGID	Typical
17	M71	N54	N55			RIGID	None	None	RIGID	Typical
18	M72	N55	N56			RIGID	None	None	RIGID	Typical
19	M74A	N58	N59A			RIGID	None	None	RIGID	Typical
20	M75C	N59A	N59			RIGID	None	None	RIGID	Typical
21	M75A	N60A	N61			RIGID	None	None	RIGID	Typical
22	M76	N61	N62A			RIGID	None	None	RIGID	Typical
23	M77	N64A	N65			RIGID	None	None	RIGID	Typical
24	M78	N65	N63			RIGID	None	None	RIGID	Typical
25	M100	N88	N94			RIGID	None	None	RIGID	Typical
26	M101	N90	N95			RIGID	None	None	RIGID	Typical
27	M102	N91	N96			RIGID	None	None	RIGID	Typical
28	M106	N89	N97			RIGID	None	None	RIGID	Typical
29	M107	N92	N98			RIGID	None	None	RIGID	Typical
30	M108	N93	N99			RIGID	None	None	RIGID	Typical
31	M109	N100	N102			RIGID	None	None	RIGID	Typical
32	M111	N101	N104			RIGID	None	None	RIGID	Typical
33	M133	N88	N108			RIGID	None	None	RIGID	Typical
34	M134	N90	N109			RIGID	None	None	RIGID	Typical
35	M135	N91	N110			RIGID	None	None	RIGID	Typical
36	M139	N105	N111			RIGID	None	None	RIGID	Typical
37	M140	N106	N112			RIGID	None	None	RIGID	Typical
38	M141	N107	N113			RIGID	None	None	RIGID	Typical
39	M143	N100	N114			RIGID	None	None	RIGID	Typical
40	M145	N101	N116			RIGID	None	None	RIGID	Typical
41	M146	N117	N118			RIGID	None	None	RIGID	Typical
42	M147	N118	N119			RIGID	None	None	RIGID	Typical
43	M151	N123	N124			RIGID	None	None	RIGID	Typical
44	M152	N124	N120			RIGID	None	None	RIGID	Typical
45	M153	N125	N126			RIGID	None	None	RIGID	Typical
46	M154	N126	N127			RIGID	None	None	RIGID	Typical
47	M155	N129	N130			RIGID	None	None	RIGID	Typical
48	M156	N130	N128			RIGID	None	None	RIGID	Typical
49	M178	N153	N159			RIGID	None	None	RIGID	Typical
50	M179	N155	N160			RIGID	None	None	RIGID	Typical
51	M180	N156	N161			RIGID	None	None	RIGID	Typical
52	M184	N154	N162			RIGID	None	None	RIGID	Typical
53	M185	N157	N163			RIGID	None	None	RIGID	Typical
54	M186	N158	N164			RIGID	None	None	RIGID	Typical

Member Primary Data (Continued)

	Label	I Joint	J Joint	K Joint	Rotate(deg)	Section/Shape	Type	Design List	Material	Design Rules
55	M187	N165	N167			RIGID	None	None	RIGID	Typical
56	M189	N166	N169			RIGID	None	None	RIGID	Typical
57	M211	N153	N173			RIGID	None	None	RIGID	Typical
58	M212	N155	N174			RIGID	None	None	RIGID	Typical
59	M213	N156	N175			RIGID	None	None	RIGID	Typical
60	M217	N170	N176			RIGID	None	None	RIGID	Typical
61	M218	N171	N177			RIGID	None	None	RIGID	Typical
62	M219	N172	N178			RIGID	None	None	RIGID	Typical
63	M221	N165	N179			RIGID	None	None	RIGID	Typical
64	M223	N166	N181			RIGID	None	None	RIGID	Typical
65	M224	N182	N183			RIGID	None	None	RIGID	Typical
66	M225	N183	N184			RIGID	None	None	RIGID	Typical
67	M229	N188	N189			RIGID	None	None	RIGID	Typical
68	M230	N189	N185			RIGID	None	None	RIGID	Typical
69	M231	N190	N191			RIGID	None	None	RIGID	Typical
70	M232	N191	N192			RIGID	None	None	RIGID	Typical
71	M233	N194	N195			RIGID	None	None	RIGID	Typical
72	M234	N195	N193			RIGID	None	None	RIGID	Typical
73	M256	N218	N224			RIGID	None	None	RIGID	Typical
74	M257	N220	N225			RIGID	None	None	RIGID	Typical
75	M258	N221	N226			RIGID	None	None	RIGID	Typical
76	M262	N219	N227			RIGID	None	None	RIGID	Typical
77	M263	N222	N228			RIGID	None	None	RIGID	Typical
78	M264	N223	N229			RIGID	None	None	RIGID	Typical
79	M265	N230	N232			RIGID	None	None	RIGID	Typical
80	M267	N231	N234			RIGID	None	None	RIGID	Typical
81	M289	N218	N238			RIGID	None	None	RIGID	Typical
82	M290	N220	N239			RIGID	None	None	RIGID	Typical
83	M291	N221	N240			RIGID	None	None	RIGID	Typical
84	M295	N235	N241			RIGID	None	None	RIGID	Typical
85	M296	N236	N242			RIGID	None	None	RIGID	Typical
86	M297	N237	N243			RIGID	None	None	RIGID	Typical
87	M299	N230	N244			RIGID	None	None	RIGID	Typical
88	M301	N231	N246			RIGID	None	None	RIGID	Typical
89	M302	N247	N248			RIGID	None	None	RIGID	Typical
90	M303	N248	N249			RIGID	None	None	RIGID	Typical
91	M307	N253	N254			RIGID	None	None	RIGID	Typical
92	M308	N254	N250			RIGID	None	None	RIGID	Typical
93	M309	N255	N256			RIGID	None	None	RIGID	Typical
94	M310	N256	N257			RIGID	None	None	RIGID	Typical
95	M311	N259	N260			RIGID	None	None	RIGID	Typical
96	M312	N260	N258			RIGID	None	None	RIGID	Typical
97	M313	N266B	N264B			Face Horizontal	Beam	Pipe	A53 Gr.B	Typical
98	M314	N262B	N260C			Face Horizontal	Beam	Pipe	A53 Gr.B	Typical
99	M315	N265B	N267C			Face Horizontal	Beam	Pipe	A53 Gr.B	Typical
100	M316	N261B	N263B			Face Horizontal	Beam	Pipe	A53 Gr.B	Typical
101	M45A	N50	N52		180	Grating Suppo...	Beam	Single Angle	A36 Gr.36	Typical
102	M68	N78	N79A		90	Grating Suppo...	Beam	Single Angle	A36 Gr.36	Typical
103	M74B	N80	N60		180	Grating Suppo...	Beam	Single Angle	A36 Gr.36	Typical
104	M75B	N52A	N62		90	Grating Suppo...	Beam	Single Angle	A36 Gr.36	Typical
105	M110	N102	N103		180	Grating Suppo...	Beam	Single Angle	A36 Gr.36	Typical
106	M144	N114	N115		90	Grating Suppo...	Beam	Single Angle	A36 Gr.36	Typical

Member Primary Data (Continued)

	Label	I Joint	J Joint	K Joint	Rotate(deg)	Section/Shape	Type	Design List	Material	Design Rules
107	M148	N116	N121		180	Grating Suppo...	Beam	Single Angle	A36 Gr.36	Typical
108	M150	N104	N122		90	Grating Suppo...	Beam	Single Angle	A36 Gr.36	Typical
109	M188	N167	N168		180	Grating Suppo...	Beam	Single Angle	A36 Gr.36	Typical
110	M222	N179	N180		90	Grating Suppo...	Beam	Single Angle	A36 Gr.36	Typical
111	M226	N181	N186		180	Grating Suppo...	Beam	Single Angle	A36 Gr.36	Typical
112	M228	N169	N187		90	Grating Suppo...	Beam	Single Angle	A36 Gr.36	Typical
113	M266	N232	N233		180	Grating Suppo...	Beam	Single Angle	A36 Gr.36	Typical
114	M300	N244	N245		90	Grating Suppo...	Beam	Single Angle	A36 Gr.36	Typical
115	M304	N246	N251		180	Grating Suppo...	Beam	Single Angle	A36 Gr.36	Typical
116	M306	N234	N252		90	Grating Suppo...	Beam	Single Angle	A36 Gr.36	Typical
117	M54	N74A	N75A		90	Standoff Tube	Beam	Tube	A500 Gr.B...	Typical
118	M130	N85	N86		90	Standoff Tube	Beam	Tube	A500 Gr.B...	Typical
119	M208	N150	N151		90	Standoff Tube	Beam	Tube	A500 Gr.B...	Typical
120	M286	N215	N216		90	Standoff Tube	Beam	Tube	A500 Gr.B...	Typical
121	M66	N79A	N60			Grating Suppo...	Beam	RECT	A36 Gr.36	Typical
122	M74C	N52	N62			Grating Suppo...	Beam	RECT	A36 Gr.36	Typical
123	M142	N115	N121			Grating Suppo...	Beam	RECT	A36 Gr.36	Typical
124	M149	N103	N122			Grating Suppo...	Beam	RECT	A36 Gr.36	Typical
125	M220	N180	N186			Grating Suppo...	Beam	RECT	A36 Gr.36	Typical
126	M227	N168	N187			Grating Suppo...	Beam	RECT	A36 Gr.36	Typical
127	M298	N245	N251			Grating Suppo...	Beam	RECT	A36 Gr.36	Typical
128	M305	N233	N252			Grating Suppo...	Beam	RECT	A36 Gr.36	Typical
129	M31	N38	N29			Grating Suppo...	Beam	RECT	A36 Gr.36	Typical
130	M33	N39	N31			Grating Suppo...	Beam	RECT	A36 Gr.36	Typical
131	M34A	N35	N79			Grating Suppo...	Beam	RECT	A36 Gr.36	Typical
132	M60	N70	N67			Grating Suppo...	Beam	RECT	A36 Gr.36	Typical
133	M61	N71	N68			Grating Suppo...	Beam	RECT	A36 Gr.36	Typical
134	M62	N69	N64			Grating Suppo...	Beam	RECT	A36 Gr.36	Typical
135	M103	N95	N92			Grating Suppo...	Beam	RECT	A36 Gr.36	Typical
136	M104	N96	N93			Grating Suppo...	Beam	RECT	A36 Gr.36	Typical
137	M105	N94	N89			Grating Suppo...	Beam	RECT	A36 Gr.36	Typical
138	M136	N109	N106			Grating Suppo...	Beam	RECT	A36 Gr.36	Typical
139	M137	N110	N107			Grating Suppo...	Beam	RECT	A36 Gr.36	Typical
140	M138	N108	N105			Grating Suppo...	Beam	RECT	A36 Gr.36	Typical
141	M181	N160	N157			Grating Suppo...	Beam	RECT	A36 Gr.36	Typical
142	M182	N161	N158			Grating Suppo...	Beam	RECT	A36 Gr.36	Typical
143	M183	N159	N154			Grating Suppo...	Beam	RECT	A36 Gr.36	Typical
144	M214	N174	N171			Grating Suppo...	Beam	RECT	A36 Gr.36	Typical
145	M215	N175	N172			Grating Suppo...	Beam	RECT	A36 Gr.36	Typical
146	M216	N173	N170			Grating Suppo...	Beam	RECT	A36 Gr.36	Typical
147	M259	N225	N222			Grating Suppo...	Beam	RECT	A36 Gr.36	Typical
148	M260	N226	N223			Grating Suppo...	Beam	RECT	A36 Gr.36	Typical
149	M261	N224	N219			Grating Suppo...	Beam	RECT	A36 Gr.36	Typical
150	M292	N239	N236			Grating Suppo...	Beam	RECT	A36 Gr.36	Typical
151	M293	N240	N237			Grating Suppo...	Beam	RECT	A36 Gr.36	Typical
152	M294	N238	N235			Grating Suppo...	Beam	RECT	A36 Gr.36	Typical
153	M193	N266B	N246B			RIGID	None	None	RIGID	Typical
154	M194	N263B	N257A			RIGID	None	None	RIGID	Typical
155	M197	N261B	N258A			RIGID	None	None	RIGID	Typical
156	M198	N267C	N253A			RIGID	None	None	RIGID	Typical
157	M201	N265B	N254A			RIGID	None	None	RIGID	Typical
158	M202	N260C	N249A			RIGID	None	None	RIGID	Typical

Member Primary Data (Continued)

	Label	I Joint	J Joint	K Joint	Rotate(deg)	Section/Shape	Type	Design List	Material	Design Rules
159	M205	N262B	N250A			RIGID	None	None	RIGID	Typical
160	M206	N264B	N245B			RIGID	None	None	RIGID	Typical
161	M207	N264	N248A			RIGID	None	None	RIGID	Typical
162	M208A	N263	N247B			RIGID	None	None	RIGID	Typical
163	M190	N254B	N286			RIGID	None	None	RIGID	Typical
164	M191	N287	N256B			RIGID	None	None	RIGID	Typical
165	M192	N288	N253B			RIGID	None	None	RIGID	Typical
166	M193A	N289	N290			RIGID	None	None	RIGID	Typical
167	M194A	N270A	N263A			RIGID	None	None	RIGID	Typical
168	M195A	N285	N279			RIGID	None	None	RIGID	Typical
169	M196A	N269A	N262A			RIGID	None	None	RIGID	Typical
170	M197A	N284	N278			RIGID	None	None	RIGID	Typical
171	M198A	N268A	N252B			RIGID	None	None	RIGID	Typical
172	M199A	N267A	N251B			RIGID	None	None	RIGID	Typical
173	M200A	N266A	N260B			RIGID	None	None	RIGID	Typical
174	M201A	N265A	N259B			RIGID	None	None	RIGID	Typical
175	M202A	N264A	N258B			RIGID	None	None	RIGID	Typical
176	M203A	N257B	N250B			RIGID	None	None	RIGID	Typical
177	M204A	N271A	N255B			RIGID	None	None	RIGID	Typical
178	M205A	N280	N273A			RIGID	None	None	RIGID	Typical
179	M206A	N272A	N275A			RIGID	None	None	RIGID	Typical
180	M207A	N281	N274A			RIGID	None	None	RIGID	Typical
181	M208B	N282	N276A			RIGID	None	None	RIGID	Typical
182	M209	N283	N277			RIGID	None	None	RIGID	Typical
183	M210	N257B	N264A			Standoff Braci...	Beam	RECT	A36 Gr.36	Typical
184	M211A	N264A	N265A			Standoff Braci...	Beam	RECT	A36 Gr.36	Typical
185	M215A	N270A	N286			Standoff Braci...	Beam	RECT	A36 Gr.36	Typical
186	M222A	N271A	N257B		45	Standoff Braci...	Beam	RECT	A36 Gr.36	Typical
187	M223A	N257B	N280			Standoff Braci...	Beam	RECT	A36 Gr.36	Typical
188	M224A	N280	N264A		45	Standoff Braci...	Beam	RECT	A36 Gr.36	Typical
189	M225A	N272A	N264A			Standoff Braci...	Beam	RECT	A36 Gr.36	Typical
190	M226A	N272A	N265A		45	Standoff Braci...	Beam	RECT	A36 Gr.36	Typical
191	M227A	N281	N265A			Standoff Braci...	Beam	RECT	A36 Gr.36	Typical
192	M228A	N281	N266A		45	Standoff Braci...	Beam	RECT	A36 Gr.36	Typical
193	M229A	N282	N266A			Standoff Braci...	Beam	RECT	A36 Gr.36	Typical
194	M230A	N282	N267A		45	Standoff Braci...	Beam	RECT	A36 Gr.36	Typical
195	M231A	N283	N267A			Standoff Braci...	Beam	RECT	A36 Gr.36	Typical
196	M232A	N283	N268A		45	Standoff Braci...	Beam	RECT	A36 Gr.36	Typical
197	M233A	N284	N268A			Standoff Braci...	Beam	RECT	A36 Gr.36	Typical
198	M234A	N284	N269A		45	Standoff Braci...	Beam	RECT	A36 Gr.36	Typical
199	M235	N285	N269A			Standoff Braci...	Beam	RECT	A36 Gr.36	Typical
200	M236	N285	N270A			RIGID	None	None	RIGID	Typical
201	M237	N256B	N286			RIGID	None	None	RIGID	Typical
202	M238	N289	N288			RIGID	None	None	RIGID	Typical
203	M215B	N254B	N263A		90	Standoff Top F...	Beam	RECT	A36 Gr.36	Typical
204	M216A	N263A	N251B		90	Standoff Top F...	Beam	RECT	A36 Gr.36	Typical
205	M217A	N251B	N259B		90	Standoff Top F...	Beam	RECT	A36 Gr.36	Typical
206	M218A	N259B	N258B		90	Standoff Top F...	Beam	RECT	A36 Gr.36	Typical
207	M219A	N258B	N250B		90	Standoff Top F...	Beam	RECT	A36 Gr.36	Typical
208	M220A	N256B	N279		90	Standoff Botto...	Beam	RECT	A36 Gr.36	Typical
209	M221A	N279	N276A		90	Standoff Botto...	Beam	RECT	A36 Gr.36	Typical
210	M222B	N276A	N275A		90	Standoff Botto...	Beam	RECT	A36 Gr.36	Typical

Member Primary Data (Continued)

	Label	I Joint	J Joint	K Joint	Rotate(deg)	Section/Shape	Type	Design List	Material	Design Rules
211	M223B	N275A	N273A		90	Standoff Botto...	Beam	RECT	A36 Gr.36	Typical
212	M224B	N273A	N255B		90	Standoff Botto...	Beam	RECT	A36 Gr.36	Typical
213	M225B	N287	N285			Standoff Braci...	Beam	RECT	A36 Gr.36	Typical
214	M226B	N285	N282			Standoff Braci...	Beam	RECT	A36 Gr.36	Typical
215	M227B	N282	N272A			Standoff Braci...	Beam	RECT	A36 Gr.36	Typical
216	M228B	N272A	N280			Standoff Braci...	Beam	RECT	A36 Gr.36	Typical
217	M229B	N280	N271A			Standoff Braci...	Beam	RECT	A36 Gr.36	Typical
218	M227C	N270A	N267A			Standoff Braci...	Beam	RECT	A36 Gr.36	Typical
219	M228C	N267A	N265A			Standoff Braci...	Beam	RECT	A36 Gr.36	Typical
220	M229C	N275B	N307			RIGID	None	None	RIGID	Typical
221	M230B	N308	N277A			RIGID	None	None	RIGID	Typical
222	M231B	N309	N274B			RIGID	None	None	RIGID	Typical
223	M232B	N310	N311			RIGID	None	None	RIGID	Typical
224	M233B	N291	N284A			RIGID	None	None	RIGID	Typical
225	M234B	N306	N300			RIGID	None	None	RIGID	Typical
226	M235A	N290A	N283A			RIGID	None	None	RIGID	Typical
227	M236A	N305	N299			RIGID	None	None	RIGID	Typical
228	M237A	N289A	N273B			RIGID	None	None	RIGID	Typical
229	M238A	N288A	N272B			RIGID	None	None	RIGID	Typical
230	M239A	N287A	N281A			RIGID	None	None	RIGID	Typical
231	M240A	N286A	N280A			RIGID	None	None	RIGID	Typical
232	M241A	N285A	N279A			RIGID	None	None	RIGID	Typical
233	M242	N278A	N271B			RIGID	None	None	RIGID	Typical
234	M243	N292	N276B			RIGID	None	None	RIGID	Typical
235	M244	N301	N294			RIGID	None	None	RIGID	Typical
236	M245	N293	N296			RIGID	None	None	RIGID	Typical
237	M246	N302	N295			RIGID	None	None	RIGID	Typical
238	M247	N303	N297			RIGID	None	None	RIGID	Typical
239	M248	N304	N298			RIGID	None	None	RIGID	Typical
240	M249	N278A	N285A			Standoff Braci...	Beam	RECT	A36 Gr.36	Typical
241	M250	N285A	N286A			Standoff Braci...	Beam	RECT	A36 Gr.36	Typical
242	M251	N291	N307			Standoff Braci...	Beam	RECT	A36 Gr.36	Typical
243	M252	N292	N278A		135	Standoff Braci...	Beam	RECT	A36 Gr.36	Typical
244	M253	N278A	N301			Standoff Braci...	Beam	RECT	A36 Gr.36	Typical
245	M254	N301	N285A		135	Standoff Braci...	Beam	RECT	A36 Gr.36	Typical
246	M255	N293	N285A			Standoff Braci...	Beam	RECT	A36 Gr.36	Typical
247	M256A	N293	N286A		135	Standoff Braci...	Beam	RECT	A36 Gr.36	Typical
248	M257A	N302	N286A			Standoff Braci...	Beam	RECT	A36 Gr.36	Typical
249	M258A	N302	N287A		135	Standoff Braci...	Beam	RECT	A36 Gr.36	Typical
250	M259A	N303	N287A			Standoff Braci...	Beam	RECT	A36 Gr.36	Typical
251	M260A	N303	N288A		135	Standoff Braci...	Beam	RECT	A36 Gr.36	Typical
252	M261A	N304	N288A			Standoff Braci...	Beam	RECT	A36 Gr.36	Typical
253	M262A	N304	N289A		135	Standoff Braci...	Beam	RECT	A36 Gr.36	Typical
254	M263A	N305	N289A			Standoff Braci...	Beam	RECT	A36 Gr.36	Typical
255	M264A	N305	N290A		135	Standoff Braci...	Beam	RECT	A36 Gr.36	Typical
256	M265A	N306	N290A			Standoff Braci...	Beam	RECT	A36 Gr.36	Typical
257	M266A	N306	N291			RIGID	None	None	RIGID	Typical
258	M267A	N277A	N307			RIGID	None	None	RIGID	Typical
259	M268	N310	N309			RIGID	None	None	RIGID	Typical
260	M272	N275B	N284A		90	Standoff Top F...	Beam	RECT	A36 Gr.36	Typical
261	M273	N284A	N272B		90	Standoff Top F...	Beam	RECT	A36 Gr.36	Typical
262	M274	N272B	N280A		90	Standoff Top F...	Beam	RECT	A36 Gr.36	Typical

Member Primary Data (Continued)

	Label	I Joint	J Joint	K Joint	Rotate(deg)	Section/Shape	Type	Design List	Material	Design Rules
263	M275	N280A	N279A		90	Standoff Top F...	Beam	RECT	A36 Gr.36	Typical
264	M276	N279A	N271B		90	Standoff Top F...	Beam	RECT	A36 Gr.36	Typical
265	M277	N277A	N300		90	Standoff Botto...	Beam	RECT	A36 Gr.36	Typical
266	M278	N300	N297		90	Standoff Botto...	Beam	RECT	A36 Gr.36	Typical
267	M279	N297	N296		90	Standoff Botto...	Beam	RECT	A36 Gr.36	Typical
268	M280	N296	N294		90	Standoff Botto...	Beam	RECT	A36 Gr.36	Typical
269	M281	N294	N276B		90	Standoff Botto...	Beam	RECT	A36 Gr.36	Typical
270	M282	N308	N306			Standoff Braci...	Beam	RECT	A36 Gr.36	Typical
271	M283	N306	N303			Standoff Braci...	Beam	RECT	A36 Gr.36	Typical
272	M284	N303	N293			Standoff Braci...	Beam	RECT	A36 Gr.36	Typical
273	M285	N293	N301			Standoff Braci...	Beam	RECT	A36 Gr.36	Typical
274	M286A	N301	N292			Standoff Braci...	Beam	RECT	A36 Gr.36	Typical
275	M287	N291	N288A			Standoff Braci...	Beam	RECT	A36 Gr.36	Typical
276	M288	N288A	N286A			Standoff Braci...	Beam	RECT	A36 Gr.36	Typical
277	M289A	N318	N350			RIGID	None	None	RIGID	Typical
278	M290A	N351	N320			RIGID	None	None	RIGID	Typical
279	M291A	N352	N317			RIGID	None	None	RIGID	Typical
280	M292A	N353	N354			RIGID	None	None	RIGID	Typical
281	M293A	N334	N327			RIGID	None	None	RIGID	Typical
282	M294A	N349	N343			RIGID	None	None	RIGID	Typical
283	M295A	N333	N326			RIGID	None	None	RIGID	Typical
284	M296A	N348	N342			RIGID	None	None	RIGID	Typical
285	M297A	N332	N316			RIGID	None	None	RIGID	Typical
286	M298A	N331	N315			RIGID	None	None	RIGID	Typical
287	M299A	N330	N324			RIGID	None	None	RIGID	Typical
288	M300A	N329	N323			RIGID	None	None	RIGID	Typical
289	M301A	N328	N322			RIGID	None	None	RIGID	Typical
290	M302A	N321	N314			RIGID	None	None	RIGID	Typical
291	M303A	N335	N319			RIGID	None	None	RIGID	Typical
292	M304A	N344	N337			RIGID	None	None	RIGID	Typical
293	M305A	N336	N339			RIGID	None	None	RIGID	Typical
294	M306A	N345	N338			RIGID	None	None	RIGID	Typical
295	M307A	N346	N340			RIGID	None	None	RIGID	Typical
296	M308A	N347	N341			RIGID	None	None	RIGID	Typical
297	M309A	N321	N328			Standoff Braci...	Beam	RECT	A36 Gr.36	Typical
298	M310A	N328	N329			Standoff Braci...	Beam	RECT	A36 Gr.36	Typical
299	M311A	N334	N350			Standoff Braci...	Beam	RECT	A36 Gr.36	Typical
300	M312A	N335	N321		45	Standoff Braci...	Beam	RECT	A36 Gr.36	Typical
301	M313A	N321	N344			Standoff Braci...	Beam	RECT	A36 Gr.36	Typical
302	M314A	N344	N328		45	Standoff Braci...	Beam	RECT	A36 Gr.36	Typical
303	M315A	N336	N328			Standoff Braci...	Beam	RECT	A36 Gr.36	Typical
304	M316A	N336	N329		45	Standoff Braci...	Beam	RECT	A36 Gr.36	Typical
305	M317	N345	N329			Standoff Braci...	Beam	RECT	A36 Gr.36	Typical
306	M318	N345	N330		45	Standoff Braci...	Beam	RECT	A36 Gr.36	Typical
307	M319	N346	N330			Standoff Braci...	Beam	RECT	A36 Gr.36	Typical
308	M320	N346	N331		45	Standoff Braci...	Beam	RECT	A36 Gr.36	Typical
309	M321	N347	N331			Standoff Braci...	Beam	RECT	A36 Gr.36	Typical
310	M322	N347	N332		45	Standoff Braci...	Beam	RECT	A36 Gr.36	Typical
311	M323	N348	N332			Standoff Braci...	Beam	RECT	A36 Gr.36	Typical
312	M324	N348	N333		45	Standoff Braci...	Beam	RECT	A36 Gr.36	Typical
313	M325	N349	N333			Standoff Braci...	Beam	RECT	A36 Gr.36	Typical
314	M326	N349	N334			RIGID	None	None	RIGID	Typical

Member Primary Data (Continued)

	Label	I Joint	J Joint	K Joint	Rotate(deg)	Section/Shape	Type	Design List	Material	Design Rules
315	M327	N320	N350			RIGID	None	None	RIGID	Typical
316	M328	N353	N352			RIGID	None	None	RIGID	Typical
317	M332	N318	N327		90	Standoff Top F...	Beam	RECT	A36 Gr.36	Typical
318	M333	N327	N315		90	Standoff Top F...	Beam	RECT	A36 Gr.36	Typical
319	M334	N315	N323		90	Standoff Top F...	Beam	RECT	A36 Gr.36	Typical
320	M335	N323	N322		90	Standoff Top F...	Beam	RECT	A36 Gr.36	Typical
321	M336	N322	N314		90	Standoff Top F...	Beam	RECT	A36 Gr.36	Typical
322	M337	N320	N343		90	Standoff Botto...	Beam	RECT	A36 Gr.36	Typical
323	M338	N343	N340		90	Standoff Botto...	Beam	RECT	A36 Gr.36	Typical
324	M339	N340	N339		90	Standoff Botto...	Beam	RECT	A36 Gr.36	Typical
325	M340	N339	N337		90	Standoff Botto...	Beam	RECT	A36 Gr.36	Typical
326	M341	N337	N319		90	Standoff Botto...	Beam	RECT	A36 Gr.36	Typical
327	M342	N351	N349			Standoff Braci...	Beam	RECT	A36 Gr.36	Typical
328	M343	N349	N346			Standoff Braci...	Beam	RECT	A36 Gr.36	Typical
329	M344	N346	N336			Standoff Braci...	Beam	RECT	A36 Gr.36	Typical
330	M345	N336	N344			Standoff Braci...	Beam	RECT	A36 Gr.36	Typical
331	M346	N344	N335			Standoff Braci...	Beam	RECT	A36 Gr.36	Typical
332	M347	N334	N331			Standoff Braci...	Beam	RECT	A36 Gr.36	Typical
333	M348	N331	N329			Standoff Braci...	Beam	RECT	A36 Gr.36	Typical
334	M349	N361	N393			RIGID	None	None	RIGID	Typical
335	M350	N394	N363			RIGID	None	None	RIGID	Typical
336	M351	N395	N360			RIGID	None	None	RIGID	Typical
337	M352	N396	N397			RIGID	None	None	RIGID	Typical
338	M353	N377	N370			RIGID	None	None	RIGID	Typical
339	M354	N392	N386			RIGID	None	None	RIGID	Typical
340	M355	N376	N369			RIGID	None	None	RIGID	Typical
341	M356	N391	N385			RIGID	None	None	RIGID	Typical
342	M357	N375	N359			RIGID	None	None	RIGID	Typical
343	M358	N374	N368			RIGID	None	None	RIGID	Typical
344	M359	N373	N367			RIGID	None	None	RIGID	Typical
345	M360	N372	N366			RIGID	None	None	RIGID	Typical
346	M361	N371	N365			RIGID	None	None	RIGID	Typical
347	M362	N364	N357			RIGID	None	None	RIGID	Typical
348	M363	N378	N362			RIGID	None	None	RIGID	Typical
349	M364	N387	N380			RIGID	None	None	RIGID	Typical
350	M365	N379	N382			RIGID	None	None	RIGID	Typical
351	M366	N388	N381			RIGID	None	None	RIGID	Typical
352	M367	N389	N383			RIGID	None	None	RIGID	Typical
353	M368	N390	N384			RIGID	None	None	RIGID	Typical
354	M369	N364	N371			Standoff Braci...	Beam	RECT	A36 Gr.36	Typical
355	M370	N371	N372			Standoff Braci...	Beam	RECT	A36 Gr.36	Typical
356	M371	N377	N393			Standoff Braci...	Beam	RECT	A36 Gr.36	Typical
357	M372	N378	N364		135	Standoff Braci...	Beam	RECT	A36 Gr.36	Typical
358	M373	N364	N387			Standoff Braci...	Beam	RECT	A36 Gr.36	Typical
359	M374	N387	N371		135	Standoff Braci...	Beam	RECT	A36 Gr.36	Typical
360	M375	N379	N371			Standoff Braci...	Beam	RECT	A36 Gr.36	Typical
361	M376	N379	N372		135	Standoff Braci...	Beam	RECT	A36 Gr.36	Typical
362	M377	N388	N372			Standoff Braci...	Beam	RECT	A36 Gr.36	Typical
363	M378	N388	N373		135	Standoff Braci...	Beam	RECT	A36 Gr.36	Typical
364	M379	N389	N373			Standoff Braci...	Beam	RECT	A36 Gr.36	Typical
365	M380	N389	N374		135	Standoff Braci...	Beam	RECT	A36 Gr.36	Typical
366	M381	N390	N374			Standoff Braci...	Beam	RECT	A36 Gr.36	Typical

Member Primary Data (Continued)

	Label	I Joint	J Joint	K Joint	Rotate(deg)	Section/Shape	Type	Design List	Material	Design Rules
367	M382	N390	N375		135	Standoff Braci...	Beam	RECT	A36 Gr.36	Typical
368	M383	N391	N375			Standoff Braci...	Beam	RECT	A36 Gr.36	Typical
369	M384	N391	N376		135	Standoff Braci...	Beam	RECT	A36 Gr.36	Typical
370	M385	N392	N376			Standoff Braci...	Beam	RECT	A36 Gr.36	Typical
371	M386	N392	N377			RIGID	None	None	RIGID	Typical
372	M387	N363	N393			RIGID	None	None	RIGID	Typical
373	M388	N396	N395			RIGID	None	None	RIGID	Typical
374	M389	N389A	N217			RIGID	None	None	RIGID	Typical
375	M390	N358	N230			RIGID	None	None	RIGID	Typical
376	M392	N361	N370		90	Standoff Top F...	Beam	RECT	A36 Gr.36	Typical
377	M393	N370	N368		90	Standoff Top F...	Beam	RECT	A36 Gr.36	Typical
378	M394	N368	N366		90	Standoff Top F...	Beam	RECT	A36 Gr.36	Typical
379	M395	N366	N365		90	Standoff Top F...	Beam	RECT	A36 Gr.36	Typical
380	M396	N365	N357		90	Standoff Top F...	Beam	RECT	A36 Gr.36	Typical
381	M397	N363	N386		90	Standoff Botto...	Beam	RECT	A36 Gr.36	Typical
382	M398	N386	N383		90	Standoff Botto...	Beam	RECT	A36 Gr.36	Typical
383	M399	N383	N382		90	Standoff Botto...	Beam	RECT	A36 Gr.36	Typical
384	M400	N382	N380		90	Standoff Botto...	Beam	RECT	A36 Gr.36	Typical
385	M401	N380	N362		90	Standoff Botto...	Beam	RECT	A36 Gr.36	Typical
386	M402	N394	N392			Standoff Braci...	Beam	RECT	A36 Gr.36	Typical
387	M403	N392	N389			Standoff Braci...	Beam	RECT	A36 Gr.36	Typical
388	M404	N389	N379			Standoff Braci...	Beam	RECT	A36 Gr.36	Typical
389	M405	N379	N387			Standoff Braci...	Beam	RECT	A36 Gr.36	Typical
390	M406	N387	N378			Standoff Braci...	Beam	RECT	A36 Gr.36	Typical
391	M407	N377	N374			Standoff Braci...	Beam	RECT	A36 Gr.36	Typical
392	M408	N374	N372			Standoff Braci...	Beam	RECT	A36 Gr.36	Typical
393	M408A	N386A	N383A			RIGID	None	None	RIGID	Typical
394	M409	N385A	N47			RIGID	None	None	RIGID	Typical
395	M410	N389B	N387A			RIGID	None	None	RIGID	Typical
396	M411	N388A	N100			RIGID	None	None	RIGID	Typical
397	M412	N392A	N390A			RIGID	None	None	RIGID	Typical
398	M413	N391A	N165			RIGID	None	None	RIGID	Typical
399	M405A	N291	N310			RIGID	None	None	RIGID	Typical
400	M406A	N309	N308			RIGID	None	None	RIGID	Typical
401	M407A	N334	N353			RIGID	None	None	RIGID	Typical
402	M408B	N352	N351			RIGID	None	None	RIGID	Typical
403	M409A	N377	N396			RIGID	None	None	RIGID	Typical
404	M410A	N395	N394			RIGID	None	None	RIGID	Typical
405	M411A	N270A	N289			RIGID	None	None	RIGID	Typical
406	M412A	N288	N287			RIGID	None	None	RIGID	Typical
407	M413A	N168	N245			Walkway Pipe	Beam	Pipe	A53 Gr.B	Typical
408	M414	N162	N241			Walkway Pipe	Beam	Pipe	A53 Gr.B	Typical
409	M415	N103	N180			Walkway Pipe	Beam	Pipe	A53 Gr.B	Typical
410	M416	N97	N176			Walkway Pipe	Beam	Pipe	A53 Gr.B	Typical
411	M417	N227	N72			Walkway Pipe	Beam	Pipe	A53 Gr.B	Typical
412	M418	N233	N79A			Walkway Pipe	Beam	Pipe	A53 Gr.B	Typical
413	M419	N52	N115			Walkway Pipe	Beam	Pipe	A53 Gr.B	Typical
414	M420	N41	N111			Walkway Pipe	Beam	Pipe	A53 Gr.B	Typical
415	M421	N386B	N387B			Walkway Plate	Beam	RECT	A36 Gr.36	Typical
416	M422	N388B	N389C			Walkway Plate	Beam	RECT	A36 Gr.36	Typical
417	M423	N390B	N391B			Walkway Plate	Beam	RECT	A36 Gr.36	Typical
418	M424	N392B	N393A			Walkway Plate	Beam	RECT	A36 Gr.36	Typical

Member Primary Data (Continued)

	Label	I Joint	J Joint	K Joint	Rotate(deg)	Section/Shape	Type	Design List	Material	Design Rules
419	M425	N394A	N395A			Walkway Plate	Beam	RECT	A36 Gr.36	Typical
420	M426	N396A	N397B			Walkway Plate	Beam	RECT	A36 Gr.36	Typical
421	M427	N398	N399			Walkway Plate	Beam	RECT	A36 Gr.36	Typical
422	M428	N400	N401			Walkway Plate	Beam	RECT	A36 Gr.36	Typical
423	M429	N402	N403			Walkway Plate	Beam	RECT	A36 Gr.36	Typical
424	M430	N404	N405			Walkway Plate	Beam	RECT	A36 Gr.36	Typical
425	M431	N406	N407			Walkway Plate	Beam	RECT	A36 Gr.36	Typical
426	M432	N408	N409			Walkway Plate	Beam	RECT	A36 Gr.36	Typical
427	M433	N410	N411			Walkway Plate	Beam	RECT	A36 Gr.36	Typical
428	M434	N412	N413			Walkway Plate	Beam	RECT	A36 Gr.36	Typical
429	M435	N414	N415			Walkway Plate	Beam	RECT	A36 Gr.36	Typical
430	M436	N416	N417			Walkway Plate	Beam	RECT	A36 Gr.36	Typical
431	M438	N263	N418			RIGID	None	None	RIGID	Typical
432	M439	N264	N419			RIGID	None	None	RIGID	Typical
433	MP3A	N434A	N438			Mount Pipes	Column	Wide Flange	A53 Gr.B	Typical
434	MP2A	N435A	N439			Mount Pipes	Column	Wide Flange	A53 Gr.B	Typical
435	M477	N466	N469			Support Rail	Beam	Pipe	A53 Gr.B	Typical
436	M472	N486A	N487A			RIGID	None	None	RIGID	Typical
437	MP4A	N488A	N489A			Mount Pipes	Column	Wide Flange	A53 Gr.B	Typical
438	M472A	N487B	N488B			RIGID	None	None	RIGID	Typical
439	MP1A	N489B	N490			Mount Pipes	Column	Wide Flange	A53 Gr.B	Typical
440	M472B	N491	N492			RIGID	None	None	RIGID	Typical
441	M473B	N488C	N467			RIGID	None	None	RIGID	Typical
442	M474	N489C	N468			RIGID	None	None	RIGID	Typical
443	M475	N490A	N493			RIGID	None	None	RIGID	Typical
444	M459	N454	N457			Support Rail	Beam	Pipe	A53 Gr.B	Typical
445	M468	N472	N475			Support Rail	Beam	Pipe	A53 Gr.B	Typical
446	M477A	N490B	N493A			Support Rail	Beam	Pipe	A53 Gr.B	Typical
447	M484	N504	N511		270	Top Corner Br...	Beam	W_Tee	A36 Gr.36	Typical
448	M485	N510	N509		270	Top Corner Br...	Beam	W_Tee	A36 Gr.36	Typical
449	M486	N508	N507		270	Top Corner Br...	Beam	W_Tee	A36 Gr.36	Typical
450	M487	N506	N505		270	Top Corner Br...	Beam	W_Tee	A36 Gr.36	Typical
451	M451	N445	N447			RIGID	None	None	RIGID	Typical
452	M452	N444	N446			RIGID	None	None	RIGID	Typical
453	M453	N444	N448			RIGID	None	None	RIGID	Typical
454	M454	N445	N449			RIGID	None	None	RIGID	Typical
455	MP3D	N450	N452			Mount Pipes	Column	Wide Flange	A53 Gr.B	Typical
456	MP2D	N451	N453			Mount Pipes	Column	Wide Flange	A53 Gr.B	Typical
457	M457	N456	N457A			RIGID	None	None	RIGID	Typical
458	MP4D	N458	N459			Mount Pipes	Column	Wide Flange	A53 Gr.B	Typical
459	M459A	N460	N461			RIGID	None	None	RIGID	Typical
460	MP1D	N462	N463			Mount Pipes	Column	Wide Flange	A53 Gr.B	Typical
461	M461	N467A	N468A			RIGID	None	None	RIGID	Typical
462	M462	N464	N454A			RIGID	None	None	RIGID	Typical
463	M463	N465	N455			RIGID	None	None	RIGID	Typical
464	M464	N466A	N469A			RIGID	None	None	RIGID	Typical
465	M465	N471	N473			RIGID	None	None	RIGID	Typical
466	M466	N470	N472A			RIGID	None	None	RIGID	Typical
467	M467	N470	N474			RIGID	None	None	RIGID	Typical
468	M468A	N471	N475A			RIGID	None	None	RIGID	Typical
469	MP3C	N476	N478			Mount Pipes	Column	Wide Flange	A53 Gr.B	Typical
470	MP2C	N477	N479			Mount Pipes	Column	Wide Flange	A53 Gr.B	Typical

Member Primary Data (Continued)

	Label	I Joint	J Joint	K Joint	Rotate(deg)	Section/Shape	Type	Design List	Material	Design Rules
471	M471	N482	N483			RIGID	None	None	RIGID	Typical
472	MP4C	N484	N485			Mount Pipes	Column	Wide Flange	A53 Gr.B	Typical
473	M473	N486	N487			RIGID	None	None	RIGID	Typical
474	MP1C	N488	N489			Mount Pipes	Column	Wide Flange	A53 Gr.B	Typical
475	M475A	N493B	N494			RIGID	None	None	RIGID	Typical
476	M476	N490C	N480			RIGID	None	None	RIGID	Typical
477	M477B	N491A	N481			RIGID	None	None	RIGID	Typical
478	M478	N492A	N495			RIGID	None	None	RIGID	Typical
479	M479	N497	N499			RIGID	None	None	RIGID	Typical
480	M480	N496	N498			RIGID	None	None	RIGID	Typical
481	M481	N496	N500			RIGID	None	None	RIGID	Typical
482	M482	N497	N501			RIGID	None	None	RIGID	Typical
483	MP3B	N502	N504A			Mount Pipes	Column	Wide Flange	A53 Gr.B	Typical
484	MP2B	N503	N505A			Mount Pipes	Column	Wide Flange	A53 Gr.B	Typical
485	M485A	N508A	N509A			RIGID	None	None	RIGID	Typical
486	MP4B	N510A	N511A			Mount Pipes	Column	Wide Flange	A53 Gr.B	Typical
487	M487A	N512	N513			RIGID	None	None	RIGID	Typical
488	MP1B	N514	N515			Mount Pipes	Column	Wide Flange	A53 Gr.B	Typical
489	M489	N519	N520			RIGID	None	None	RIGID	Typical
490	M490	N516	N506A			RIGID	None	None	RIGID	Typical
491	M491	N517	N507A			RIGID	None	None	RIGID	Typical
492	M492	N518	N521			RIGID	None	None	RIGID	Typical

Member Advanced Data

	Label	I Release	J Release	I Offset[in]	J Offset[in]	T/C Only	Physical	Defl Rat...	Analysis ...	Inactive	Seismic...
1	R3						Yes	** NA **			None
2	R4						Yes	** NA **			None
3	R5						Yes	** NA **			None
4	R6						Yes	** NA **			None
5	R7						Yes	** NA **			None
6	R8						Yes	** NA **			None
7	R9						Yes	** NA **			None
8	R10						Yes	** NA **			None
9	M57						Yes	** NA **			None
10	M58						Yes	** NA **			None
11	M59						Yes	** NA **			None
12	M63						Yes	** NA **			None
13	M64						Yes	** NA **			None
14	M65						Yes	** NA **			None
15	M67						Yes	** NA **			None
16	M70						Yes	** NA **			None
17	M71		OOOXOO				Yes	** NA **			None
18	M72						Yes	** NA **			None
19	M74A		OOOXOO				Yes	** NA **			None
20	M75C						Yes	** NA **			None
21	M75A		OOOXOO				Yes	** NA **			None
22	M76						Yes	** NA **			None
23	M77		OOOXOO				Yes	** NA **			None
24	M78						Yes	** NA **			None
25	M100						Yes	** NA **			None

Member Advanced Data (Continued)

	Label	I Release	J Release	I Offset[in]	J Offset[in]	T/C Only	Physical	Defl Rat...	Analysis ...	Inactive	Seismic...
26	M101						Yes	** NA **			None
27	M102						Yes	** NA **			None
28	M106						Yes	** NA **			None
29	M107						Yes	** NA **			None
30	M108						Yes	** NA **			None
31	M109						Yes	** NA **			None
32	M111						Yes	** NA **			None
33	M133						Yes	** NA **			None
34	M134						Yes	** NA **			None
35	M135						Yes	** NA **			None
36	M139						Yes	** NA **			None
37	M140						Yes	** NA **			None
38	M141						Yes	** NA **			None
39	M143						Yes	** NA **			None
40	M145						Yes	** NA **			None
41	M146		OOOXOO				Yes	** NA **			None
42	M147						Yes	** NA **			None
43	M151		OOOXOO				Yes	** NA **			None
44	M152						Yes	** NA **			None
45	M153		OOOXOO				Yes	** NA **			None
46	M154						Yes	** NA **			None
47	M155		OOOXOO				Yes	** NA **			None
48	M156						Yes	** NA **			None
49	M178						Yes	** NA **			None
50	M179						Yes	** NA **			None
51	M180						Yes	** NA **			None
52	M184						Yes	** NA **			None
53	M185						Yes	** NA **			None
54	M186						Yes	** NA **			None
55	M187						Yes	** NA **			None
56	M189						Yes	** NA **			None
57	M211						Yes	** NA **			None
58	M212						Yes	** NA **			None
59	M213						Yes	** NA **			None
60	M217						Yes	** NA **			None
61	M218						Yes	** NA **			None
62	M219						Yes	** NA **			None
63	M221						Yes	** NA **			None
64	M223						Yes	** NA **			None
65	M224		OOOXOO				Yes	** NA **			None
66	M225						Yes	** NA **			None
67	M229		OOOXOO				Yes	** NA **			None
68	M230						Yes	** NA **			None
69	M231		OOOXOO				Yes	** NA **			None
70	M232						Yes	** NA **			None
71	M233		OOOXOO				Yes	** NA **			None
72	M234						Yes	** NA **			None
73	M256						Yes	** NA **			None
74	M257						Yes	** NA **			None
75	M258						Yes	** NA **			None
76	M262						Yes	** NA **			None
77	M263						Yes	** NA **			None

Member Advanced Data (Continued)

	Label	I Release	J Release	I Offset[in]	J Offset[in]	T/C Only	Physical	Defl Rat...	Analysis ...	Inactive	Seismic...
78	M264						Yes	** NA **			None
79	M265						Yes	** NA **			None
80	M267						Yes	** NA **			None
81	M289						Yes	** NA **			None
82	M290						Yes	** NA **			None
83	M291						Yes	** NA **			None
84	M295						Yes	** NA **			None
85	M296						Yes	** NA **			None
86	M297						Yes	** NA **			None
87	M299						Yes	** NA **			None
88	M301						Yes	** NA **			None
89	M302		OOOXOO				Yes	** NA **			None
90	M303						Yes	** NA **			None
91	M307		OOOXOO				Yes	** NA **			None
92	M308						Yes	** NA **			None
93	M309		OOOXOO				Yes	** NA **			None
94	M310						Yes	** NA **			None
95	M311		OOOXOO				Yes	** NA **			None
96	M312						Yes	** NA **			None
97	M313						Yes				None
98	M314						Yes				None
99	M315						Yes				None
100	M316						Yes				None
101	M45A						Yes				None
102	M68						Yes				None
103	M74B						Yes				None
104	M75B						Yes				None
105	M110						Yes				None
106	M144						Yes				None
107	M148						Yes				None
108	M150						Yes				None
109	M188						Yes				None
110	M222						Yes				None
111	M226						Yes				None
112	M228						Yes				None
113	M266						Yes				None
114	M300						Yes				None
115	M304						Yes				None
116	M306						Yes				None
117	M54						Yes				None
118	M130						Yes				None
119	M208						Yes				None
120	M286						Yes				None
121	M66						Yes				None
122	M74C						Yes				None
123	M142						Yes				None
124	M149						Yes				None
125	M220						Yes				None
126	M227						Yes				None
127	M298						Yes				None
128	M305						Yes				None
129	M31						Yes				None

Member Advanced Data (Continued)

	Label	I Release	J Release	I Offset[in]	J Offset[in]	T/C Only	Physical	Defl Rat...	Analysis ...	Inactive	Seismic...
130	M33						Yes				None
131	M34A						Yes				None
132	M60						Yes				None
133	M61						Yes				None
134	M62						Yes				None
135	M103						Yes				None
136	M104						Yes				None
137	M105						Yes				None
138	M136						Yes				None
139	M137						Yes				None
140	M138						Yes				None
141	M181						Yes				None
142	M182						Yes				None
143	M183						Yes				None
144	M214						Yes				None
145	M215						Yes				None
146	M216						Yes				None
147	M259						Yes				None
148	M260						Yes				None
149	M261						Yes				None
150	M292						Yes				None
151	M293						Yes				None
152	M294						Yes				None
153	M193						Yes	** NA **			None
154	M194						Yes	** NA **			None
155	M197						Yes	** NA **			None
156	M198						Yes	** NA **			None
157	M201						Yes	** NA **			None
158	M202						Yes	** NA **			None
159	M205						Yes	** NA **			None
160	M206						Yes	** NA **			None
161	M207						Yes	** NA **			None
162	M208A						Yes	** NA **			None
163	M190						Yes	** NA **			None
164	M191						Yes	** NA **			None
165	M192						Yes	** NA **			None
166	M193A						Yes	** NA **			None
167	M194A						Yes	** NA **			None
168	M195A						Yes	** NA **			None
169	M196A						Yes	** NA **			None
170	M197A						Yes	** NA **			None
171	M198A						Yes	** NA **			None
172	M199A						Yes	** NA **			None
173	M200A						Yes	** NA **			None
174	M201A						Yes	** NA **			None
175	M202A						Yes	** NA **			None
176	M203A						Yes	** NA **			None
177	M204A						Yes	** NA **			None
178	M205A						Yes	** NA **			None
179	M206A						Yes	** NA **			None
180	M207A						Yes	** NA **			None
181	M208B						Yes	** NA **			None

Member Advanced Data (Continued)

	Label	I Release	J Release	I Offset[in]	J Offset[in]	T/C Only	Physical	Defl Rat...	Analysis ...	Inactive	Seismic...
182	M209						Yes	** NA **			None
183	M210						Yes				None
184	M211A						Yes				None
185	M215A						Yes				None
186	M222A						Yes				None
187	M223A						Yes				None
188	M224A						Yes				None
189	M225A						Yes				None
190	M226A						Yes				None
191	M227A						Yes				None
192	M228A						Yes				None
193	M229A						Yes				None
194	M230A						Yes				None
195	M231A						Yes				None
196	M232A						Yes				None
197	M233A						Yes				None
198	M234A						Yes				None
199	M235						Yes				None
200	M236						Yes	** NA **			None
201	M237						Yes	** NA **			None
202	M238						Yes	** NA **			None
203	M215B						Yes				None
204	M216A						Yes				None
205	M217A						Yes				None
206	M218A						Yes				None
207	M219A						Yes				None
208	M220A						Yes				None
209	M221A						Yes				None
210	M222B						Yes				None
211	M223B						Yes				None
212	M224B						Yes				None
213	M225B						Yes				None
214	M226B						Yes				None
215	M227B						Yes				None
216	M228B						Yes				None
217	M229B						Yes				None
218	M227C						Yes				None
219	M228C						Yes				None
220	M229C						Yes	** NA **			None
221	M230B						Yes	** NA **			None
222	M231B						Yes	** NA **			None
223	M232B						Yes	** NA **			None
224	M233B						Yes	** NA **			None
225	M234B						Yes	** NA **			None
226	M235A						Yes	** NA **			None
227	M236A						Yes	** NA **			None
228	M237A						Yes	** NA **			None
229	M238A						Yes	** NA **			None
230	M239A						Yes	** NA **			None
231	M240A						Yes	** NA **			None
232	M241A						Yes	** NA **			None
233	M242						Yes	** NA **			None

Member Advanced Data (Continued)

	Label	I Release	J Release	I Offset[in]	J Offset[in]	T/C Only	Physical	Defl Rat...	Analysis ...	Inactive	Seismic...
234	M243						Yes	** NA **			None
235	M244						Yes	** NA **			None
236	M245						Yes	** NA **			None
237	M246						Yes	** NA **			None
238	M247						Yes	** NA **			None
239	M248						Yes	** NA **			None
240	M249						Yes				None
241	M250						Yes				None
242	M251						Yes				None
243	M252						Yes				None
244	M253						Yes				None
245	M254						Yes				None
246	M255						Yes				None
247	M256A						Yes				None
248	M257A						Yes				None
249	M258A						Yes				None
250	M259A						Yes				None
251	M260A						Yes				None
252	M261A						Yes				None
253	M262A						Yes				None
254	M263A						Yes				None
255	M264A						Yes				None
256	M265A						Yes				None
257	M266A						Yes	** NA **			None
258	M267A						Yes	** NA **			None
259	M268						Yes	** NA **			None
260	M272						Yes				None
261	M273						Yes				None
262	M274						Yes				None
263	M275						Yes				None
264	M276						Yes				None
265	M277						Yes				None
266	M278						Yes				None
267	M279						Yes				None
268	M280						Yes				None
269	M281						Yes				None
270	M282						Yes				None
271	M283						Yes				None
272	M284						Yes				None
273	M285						Yes				None
274	M286A						Yes				None
275	M287						Yes				None
276	M288						Yes				None
277	M289A						Yes	** NA **			None
278	M290A						Yes	** NA **			None
279	M291A						Yes	** NA **			None
280	M292A						Yes	** NA **			None
281	M293A						Yes	** NA **			None
282	M294A						Yes	** NA **			None
283	M295A						Yes	** NA **			None
284	M296A						Yes	** NA **			None
285	M297A						Yes	** NA **			None

Member Advanced Data (Continued)

	Label	I Release	J Release	I Offset[in]	J Offset[in]	T/C Only	Physical	Defl Rat...	Analysis ...	Inactive	Seismic...
286	M298A						Yes	** NA **			None
287	M299A						Yes	** NA **			None
288	M300A						Yes	** NA **			None
289	M301A						Yes	** NA **			None
290	M302A						Yes	** NA **			None
291	M303A						Yes	** NA **			None
292	M304A						Yes	** NA **			None
293	M305A						Yes	** NA **			None
294	M306A						Yes	** NA **			None
295	M307A						Yes	** NA **			None
296	M308A						Yes	** NA **			None
297	M309A						Yes				None
298	M310A						Yes				None
299	M311A						Yes				None
300	M312A						Yes				None
301	M313A						Yes				None
302	M314A						Yes				None
303	M315A						Yes				None
304	M316A						Yes				None
305	M317						Yes				None
306	M318						Yes				None
307	M319						Yes				None
308	M320						Yes				None
309	M321						Yes				None
310	M322						Yes				None
311	M323						Yes				None
312	M324						Yes				None
313	M325						Yes				None
314	M326						Yes	** NA **			None
315	M327						Yes	** NA **			None
316	M328						Yes	** NA **			None
317	M332						Yes				None
318	M333						Yes				None
319	M334						Yes				None
320	M335						Yes				None
321	M336						Yes				None
322	M337						Yes				None
323	M338						Yes				None
324	M339						Yes				None
325	M340						Yes				None
326	M341						Yes				None
327	M342						Yes				None
328	M343						Yes				None
329	M344						Yes				None
330	M345						Yes				None
331	M346						Yes				None
332	M347						Yes				None
333	M348						Yes				None
334	M349						Yes	** NA **			None
335	M350						Yes	** NA **			None
336	M351						Yes	** NA **			None
337	M352						Yes	** NA **			None

Member Advanced Data (Continued)

	Label	I Release	J Release	I Offset[in]	J Offset[in]	T/C Only	Physical	Defl Rat...	Analysis ...	Inactive	Seismic...
338	M353						Yes	** NA **			None
339	M354						Yes	** NA **			None
340	M355						Yes	** NA **			None
341	M356						Yes	** NA **			None
342	M357						Yes	** NA **			None
343	M358						Yes	** NA **			None
344	M359						Yes	** NA **			None
345	M360						Yes	** NA **			None
346	M361						Yes	** NA **			None
347	M362						Yes	** NA **			None
348	M363						Yes	** NA **			None
349	M364						Yes	** NA **			None
350	M365						Yes	** NA **			None
351	M366						Yes	** NA **			None
352	M367						Yes	** NA **			None
353	M368						Yes	** NA **			None
354	M369						Yes				None
355	M370						Yes				None
356	M371						Yes				None
357	M372						Yes				None
358	M373						Yes				None
359	M374						Yes				None
360	M375						Yes				None
361	M376						Yes				None
362	M377						Yes				None
363	M378						Yes				None
364	M379						Yes				None
365	M380						Yes				None
366	M381						Yes				None
367	M382						Yes				None
368	M383						Yes				None
369	M384						Yes				None
370	M385						Yes				None
371	M386						Yes	** NA **			None
372	M387						Yes	** NA **			None
373	M388						Yes	** NA **			None
374	M389						Yes	** NA **			None
375	M390						Yes	** NA **			None
376	M392						Yes				None
377	M393						Yes				None
378	M394						Yes				None
379	M395						Yes				None
380	M396						Yes				None
381	M397						Yes				None
382	M398						Yes				None
383	M399						Yes				None
384	M400						Yes				None
385	M401						Yes				None
386	M402						Yes				None
387	M403						Yes				None
388	M404						Yes				None
389	M405						Yes				None

Member Advanced Data (Continued)

	Label	I Release	J Release	I Offset[in]	J Offset[in]	T/C Only	Physical	Defl Rat...	Analysis ...	Inactive	Seismic...
390	M406						Yes				None
391	M407						Yes				None
392	M408						Yes				None
393	M408A						Yes	** NA **			None
394	M409						Yes	** NA **			None
395	M410						Yes	** NA **			None
396	M411						Yes	** NA **			None
397	M412						Yes	** NA **			None
398	M413						Yes	** NA **			None
399	M405A						Yes	** NA **			None
400	M406A						Yes	** NA **			None
401	M407A						Yes	** NA **			None
402	M408B						Yes	** NA **			None
403	M409A						Yes	** NA **			None
404	M410A						Yes	** NA **			None
405	M411A						Yes	** NA **			None
406	M412A						Yes	** NA **			None
407	M413A						Yes				None
408	M414						Yes				None
409	M415						Yes				None
410	M416						Yes				None
411	M417						Yes				None
412	M418						Yes				None
413	M419						Yes				None
414	M420						Yes				None
415	M421						Yes				None
416	M422						Yes				None
417	M423						Yes				None
418	M424						Yes				None
419	M425						Yes				None
420	M426						Yes				None
421	M427						Yes				None
422	M428						Yes				None
423	M429						Yes				None
424	M430						Yes				None
425	M431						Yes				None
426	M432						Yes				None
427	M433						Yes				None
428	M434						Yes				None
429	M435						Yes				None
430	M436						Yes				None
431	M438						Yes	** NA **			None
432	M439						Yes	** NA **			None
433	MP3A						Yes	** NA **			None
434	MP2A						Yes	** NA **			None
435	M477						Yes				None
436	M472						Yes	** NA **			None
437	MP4A						Yes	** NA **			None
438	M472A						Yes	** NA **			None
439	MP1A						Yes	** NA **			None
440	M472B						Yes	** NA **			None
441	M473B						Yes	** NA **			None

Member Advanced Data (Continued)

	Label	I Release	J Release	I Offset[in]	J Offset[in]	T/C Only	Physical	Defl Rat...	Analysis ...	Inactive	Seismic...
442	M474						Yes	** NA **			None
443	M475						Yes	** NA **			None
444	M459						Yes				None
445	M468						Yes				None
446	M477A						Yes				None
447	M484						Yes				None
448	M485						Yes				None
449	M486						Yes				None
450	M487						Yes				None
451	M451						Yes	** NA **			None
452	M452						Yes	** NA **			None
453	M453						Yes	** NA **			None
454	M454						Yes	** NA **			None
455	MP3D						Yes	** NA **			None
456	MP2D						Yes	** NA **			None
457	M457						Yes	** NA **			None
458	MP4D						Yes	** NA **			None
459	M459A						Yes	** NA **			None
460	MP1D						Yes	** NA **			None
461	M461						Yes	** NA **			None
462	M462						Yes	** NA **			None
463	M463						Yes	** NA **			None
464	M464						Yes	** NA **			None
465	M465						Yes	** NA **			None
466	M466						Yes	** NA **			None
467	M467						Yes	** NA **			None
468	M468A						Yes	** NA **			None
469	MP3C						Yes	** NA **			None
470	MP2C						Yes	** NA **			None
471	M471						Yes	** NA **			None
472	MP4C						Yes	** NA **			None
473	M473						Yes	** NA **			None
474	MP1C						Yes	** NA **			None
475	M475A						Yes	** NA **			None
476	M476						Yes	** NA **			None
477	M477B						Yes	** NA **			None
478	M478						Yes	** NA **			None
479	M479						Yes	** NA **			None
480	M480						Yes	** NA **			None
481	M481						Yes	** NA **			None
482	M482						Yes	** NA **			None
483	MP3B						Yes	** NA **			None
484	MP2B						Yes	** NA **			None
485	M485A						Yes	** NA **			None
486	MP4B						Yes	** NA **			None
487	M487A						Yes	** NA **			None
488	MP1B						Yes	** NA **			None
489	M489						Yes	** NA **			None
490	M490						Yes	** NA **			None
491	M491						Yes	** NA **			None
492	M492						Yes	** NA **			None

Joint Boundary Conditions

	Joint Label	X [k/in]	Y [k/in]	Z [k/in]	X Rot.[k-ft/rad]	Y Rot.[k-ft/rad]	Z Rot.[k-ft/rad]
1	N250B	Reaction	Reaction	Reaction	Reaction	Reaction	Reaction
2	N255B	Reaction	Reaction	Reaction	Reaction	Reaction	Reaction
3	N271B	Reaction	Reaction	Reaction	Reaction	Reaction	Reaction
4	N276B	Reaction	Reaction	Reaction	Reaction	Reaction	Reaction
5	N314	Reaction	Reaction	Reaction	Reaction	Reaction	Reaction
6	N319	Reaction	Reaction	Reaction	Reaction	Reaction	Reaction
7	N357	Reaction	Reaction	Reaction	Reaction	Reaction	Reaction
8	N362	Reaction	Reaction	Reaction	Reaction	Reaction	Reaction

Envelope Joint Reactions

	Joint		X [lb]	LC	Y [lb]	LC	Z [lb]	LC	MX [k-ft]	LC	MY [k-ft]	LC	MZ [k-ft]	LC
1	N250B	max	6199.723	8	561.633	7	2625.663	1	.048	2	.142	3	.051	2
2		min	-2327.498	1	59.865	4	-6321.431	2	-.027	1	-.15	4	-.03	1
3	N255B	max	-1674.507	1	2665.404	6	9998.826	6	.111	6	.298	2	.107	8
4		min	-9996.762	6	452.989	1	1611.808	1	-.021	1	-.297	1	-.012	3
5	N271B	max	2232.282	1	567.626	5	3111.278	1	.049	2	1.062	2	.031	1
6		min	-6196.511	7	27.086	2	-6830.848	2	-.028	1	-1.066	1	-.052	2
7	N276B	max	10054.576	6	2670.003	6	9980.155	7	.106	5	.473	2	.05	1
8		min	1395.289	1	425.477	1	1664.845	1	-.004	2	-.474	1	-.124	2
9	N314	max	2641.498	4	565.679	6	6809.297	1	.027	4	1.065	2	.032	2
10		min	-6363.048	3	35.827	1	-3080.62	2	-.048	3	-1.074	1	-.053	1
11	N319	max	10044.565	5	2670.63	5	-1554.322	4	.037	4	.459	2	.048	2
12		min	1391.63	2	422.647	2	-10031.134	7	-.118	7	-.453	1	-.121	1
13	N357	max	6567.514	4	562.22	6	6230.011	5	.03	3	1.014	3	.048	1
14		min	-2847.018	3	55.793	1	-2378.678	2	-.051	4	-1.018	4	-.027	2
15	N362	max	-1668.396	2	2666.022	5	-1549.58	3	.038	3	.4	3	.106	7
16		min	-10008.906	5	449.515	2	-10021.33	8	-.116	8	-.393	4	.005	4
17	Totals:	max	10191.758	4	12207.004	8	11029.299	1						
18		min	-10191.757	3	4515.06	3	-11029.296	2						

Envelope Member Section Forces

	Member	Sec		Axial[lb]	LC	y Shear[lb]	LC	z Shear[lb]	LC	Torque[k-...	LC	y-y Mome...	LC	z-z Mome...	LC
1	R3	1	max	382.1	2	428.008	6	27.016	1	0	1	.007	2	.482	8
2			min	-2909.193	5	74.033	1	-16.762	2	-.004	6	-.012	1	.095	3
3		2	max	382.1	2	428.008	6	27.016	1	0	1	.007	2	.479	8
4			min	-2909.193	5	74.033	1	-16.762	2	-.004	6	-.012	1	.094	3
5		3	max	382.1	2	428.008	6	27.016	1	0	1	.007	2	.475	8
6			min	-2909.193	5	74.033	1	-16.762	2	-.004	6	-.011	1	.093	3
7		4	max	382.1	2	428.008	6	27.016	1	0	1	.007	2	.471	8
8			min	-2909.193	5	74.033	1	-16.762	2	-.004	6	-.011	1	.092	3
9		5	max	382.1	2	428.008	6	27.016	1	0	1	.007	2	.468	8
10			min	-2909.193	5	74.033	1	-16.762	2	-.004	6	-.011	1	.091	3
11		6	max	382.1	2	428.008	6	27.016	1	0	1	.006	2	.464	8
12			min	-2909.193	5	74.033	1	-16.762	2	-.004	6	-.011	1	.09	3
13		7	max	382.1	2	428.008	6	27.016	1	0	1	.006	2	.46	8
14			min	-2909.193	5	74.033	1	-16.762	2	-.004	6	-.011	1	.089	3
15		8	max	382.1	2	428.008	6	27.016	1	0	1	.006	2	.457	8
16			min	-2909.193	5	74.033	1	-16.762	2	-.004	6	-.01	1	.088	3

Envelope Member Section Forces (Continued)

	Member	Sec		Axial[lb]	LC	y Shear[lb]	LC	z Shear[lb]	LC	Torque[k-...	LC	y-y Mome...	LC	z-z Mome...	LC
17		9	max	382.1	2	428.008	6	27.016	1	0	1	.006	2	.453	8
18			min	-2909.193	5	74.033	1	-16.762	2	-.004	6	-.01	1	.087	3
19		10	max	382.1	2	428.008	6	27.016	1	0	1	.006	2	.449	8
20			min	-2909.193	5	74.033	1	-16.762	2	-.004	6	-.01	1	.086	3
21		11	max	382.1	2	428.008	6	27.016	1	0	1	.006	2	.445	8
22			min	-2909.193	5	74.033	1	-16.762	2	-.004	6	-.01	1	.085	3
23		12	max	382.1	2	428.008	6	27.016	1	0	1	.006	2	.442	8
24			min	-2909.193	5	74.033	1	-16.762	2	-.004	6	-.009	1	.084	3
25		13	max	382.1	2	428.008	6	27.016	1	0	1	.005	2	.438	8
26			min	-2909.193	5	74.033	1	-16.762	2	-.004	6	-.009	1	.083	3
27		14	max	382.1	2	428.008	6	27.016	1	0	1	.005	2	.434	8
28			min	-2909.193	5	74.033	1	-16.762	2	-.004	6	-.009	1	.082	3
29		15	max	382.1	2	428.008	6	27.016	1	0	1	.005	2	.431	8
30			min	-2909.193	5	74.033	1	-16.762	2	-.004	6	-.009	1	.081	3
31		16	max	382.1	2	428.008	6	27.016	1	0	1	.005	2	.427	8
32			min	-2909.193	5	74.033	1	-16.762	2	-.004	6	-.008	1	.08	3
33		17	max	382.1	2	428.008	6	27.016	1	0	1	.005	2	.423	8
34			min	-2909.193	5	74.033	1	-16.762	2	-.004	6	-.008	1	.079	3
35		18	max	382.1	2	428.008	6	27.016	1	0	1	.005	2	.42	8
36			min	-2909.193	5	74.033	1	-16.762	2	-.004	6	-.008	1	.078	3
37		19	max	382.1	2	428.008	6	27.016	1	0	1	.005	2	.416	8
38			min	-2909.193	5	74.033	1	-16.762	2	-.004	6	-.008	1	.077	3
39		20	max	382.1	2	428.008	6	27.016	1	0	1	.004	2	.412	8
40			min	-2909.193	5	74.033	1	-16.762	2	-.004	6	-.007	1	.076	3
41	R4	1	max	455.972	2	220.747	8	10.936	1	.001	8	.005	2	.383	6
42			min	-1840.151	5	33.553	1	-9.659	2	0	3	-.006	1	.059	1
43		2	max	455.972	2	220.747	8	10.936	1	.001	8	.005	2	.381	6
44			min	-1840.151	5	33.553	1	-9.659	2	0	3	-.006	1	.059	1
45		3	max	455.972	2	220.747	8	10.936	1	.001	8	.005	2	.379	6
46			min	-1840.151	5	33.553	1	-9.659	2	0	3	-.006	1	.059	1
47		4	max	455.972	2	220.747	8	10.936	1	.001	8	.005	2	.377	6
48			min	-1840.151	5	33.553	1	-9.659	2	0	3	-.006	1	.058	1
49		5	max	455.972	2	220.747	8	10.936	1	.001	8	.005	2	.375	6
50			min	-1840.151	5	33.553	1	-9.659	2	0	3	-.006	1	.058	1
51		6	max	455.972	2	220.747	8	10.936	1	.001	8	.005	2	.373	6
52			min	-1840.151	5	33.553	1	-9.659	2	0	3	-.006	1	.058	1
53		7	max	455.972	2	220.747	8	10.936	1	.001	8	.005	2	.371	6
54			min	-1840.151	5	33.553	1	-9.659	2	0	3	-.006	1	.057	1
55		8	max	455.972	2	220.747	8	10.936	1	.001	8	.005	2	.369	6
56			min	-1840.151	5	33.553	1	-9.659	2	0	3	-.005	1	.057	1
57		9	max	455.972	2	220.747	8	10.936	1	.001	8	.005	2	.367	6
58			min	-1840.151	5	33.553	1	-9.659	2	0	3	-.005	1	.057	1
59		10	max	455.972	2	220.747	8	10.936	1	.001	8	.005	2	.365	6
60			min	-1840.151	5	33.553	1	-9.659	2	0	3	-.005	1	.057	1
61		11	max	455.972	2	220.747	8	10.936	1	.001	8	.004	2	.363	6
62			min	-1840.151	5	33.553	1	-9.659	2	0	3	-.005	1	.056	1
63		12	max	455.972	2	220.747	8	10.936	1	.001	8	.004	2	.361	6
64			min	-1840.151	5	33.553	1	-9.659	2	0	3	-.005	1	.056	1
65		13	max	455.972	2	220.747	8	10.936	1	.001	8	.004	2	.359	6
66			min	-1840.151	5	33.553	1	-9.659	2	0	3	-.005	1	.056	1
67		14	max	455.972	2	220.747	8	10.936	1	.001	8	.004	2	.358	6
68			min	-1840.151	5	33.553	1	-9.659	2	0	3	-.005	1	.055	1

Envelope Member Section Forces (Continued)

	Member	Sec		Axial[lb]	LC	y Shear[lb]	LC	z Shear[lb]	LC	Torque[k-...	LC	y-y Mome...	LC	z-z Mome...	LC
69		15	max	455.972	2	220.747	8	10.936	1	.001	8	.004	2	.356	6
70			min	-1840.151	5	33.553	1	-9.659	2	0	3	-.005	1	.055	1
71		16	max	455.972	2	220.747	8	10.936	1	.001	8	.004	2	.354	6
72			min	-1840.151	5	33.553	1	-9.659	2	0	3	-.005	1	.055	1
73		17	max	455.972	2	220.747	8	10.936	1	.001	8	.004	2	.352	6
74			min	-1840.151	5	33.553	1	-9.659	2	0	3	-.005	1	.055	1
75		18	max	455.972	2	220.747	8	10.936	1	.001	8	.004	2	.35	6
76			min	-1840.151	5	33.553	1	-9.659	2	0	3	-.005	1	.054	1
77		19	max	455.972	2	220.747	8	10.936	1	.001	8	.004	2	.348	6
78			min	-1840.151	5	33.553	1	-9.659	2	0	3	-.004	1	.054	1
79		20	max	455.972	2	220.747	8	10.936	1	.001	8	.004	2	.346	6
80			min	-1840.151	5	33.553	1	-9.659	2	0	3	-.004	1	.054	1
81	R5	1	max	574.069	1	269.923	8	4.404	1	.001	4	.003	2	.359	6
82			min	-363.007	2	62.36	3	-5.995	2	0	3	-.002	1	.079	1
83		2	max	574.069	1	269.923	8	4.404	1	.001	4	.003	2	.357	6
84			min	-363.007	2	62.36	3	-5.995	2	0	3	-.002	1	.079	1
85		3	max	574.069	1	269.923	8	4.404	1	.001	4	.002	2	.354	6
86			min	-363.007	2	62.36	3	-5.995	2	0	3	-.002	1	.078	1
87		4	max	574.069	1	269.923	8	4.404	1	.001	4	.002	2	.352	6
88			min	-363.007	2	62.36	3	-5.995	2	0	3	-.002	1	.077	1
89		5	max	574.069	1	269.923	8	4.404	1	.001	4	.002	2	.35	6
90			min	-363.007	2	62.36	3	-5.995	2	0	3	-.002	1	.077	1
91		6	max	574.069	1	269.923	8	4.404	1	.001	4	.002	2	.347	6
92			min	-363.007	2	62.36	3	-5.995	2	0	3	-.002	1	.076	1
93		7	max	574.069	1	269.923	8	4.404	1	.001	4	.002	2	.345	6
94			min	-363.007	2	62.36	3	-5.995	2	0	3	-.002	1	.076	1
95		8	max	574.069	1	269.923	8	4.404	1	.001	4	.002	2	.343	6
96			min	-363.007	2	62.36	3	-5.995	2	0	3	-.002	1	.075	1
97		9	max	574.069	1	269.923	8	4.404	1	.001	4	.002	2	.34	6
98			min	-363.007	2	62.36	3	-5.995	2	0	3	-.001	1	.074	1
99		10	max	574.069	1	269.923	8	4.404	1	.001	4	.002	2	.338	6
100			min	-363.007	2	62.36	3	-5.995	2	0	3	-.001	1	.074	1
101		11	max	574.069	1	269.923	8	4.404	1	.001	4	.002	2	.336	6
102			min	-363.007	2	62.36	3	-5.995	2	0	3	-.001	1	.073	1
103		12	max	574.069	1	269.923	8	4.404	1	.001	4	.002	2	.333	6
104			min	-363.007	2	62.36	3	-5.995	2	0	3	-.001	1	.073	1
105		13	max	574.069	1	269.923	8	4.404	1	.001	4	.002	2	.331	6
106			min	-363.007	2	62.36	3	-5.995	2	0	3	-.001	1	.072	1
107		14	max	574.069	1	269.923	8	4.404	1	.001	4	.002	2	.328	6
108			min	-363.007	2	62.36	3	-5.995	2	0	3	-.001	1	.071	1
109		15	max	574.069	1	269.923	8	4.404	1	.001	4	.002	2	.326	6
110			min	-363.007	2	62.36	3	-5.995	2	0	3	-.001	1	.071	1
111		16	max	574.069	1	269.923	8	4.404	1	.001	4	.002	2	.324	6
112			min	-363.007	2	62.36	3	-5.995	2	0	3	-.001	1	.07	1
113		17	max	574.069	1	269.923	8	4.404	1	.001	4	.002	2	.321	6
114			min	-363.007	2	62.36	3	-5.995	2	0	3	-.001	1	.069	1
115		18	max	574.069	1	269.923	8	4.404	1	.001	4	.002	2	.319	6
116			min	-363.007	2	62.36	3	-5.995	2	0	3	-.001	1	.069	1
117		19	max	574.069	1	269.923	8	4.404	1	.001	4	.002	2	.317	6
118			min	-363.007	2	62.36	3	-5.995	2	0	3	-.001	1	.068	1
119		20	max	574.069	1	269.923	8	4.404	1	.001	4	.002	2	.314	6
120			min	-363.007	2	62.36	3	-5.995	2	0	3	-.001	1	.068	1

Envelope Member Section Forces (Continued)

	Member	Sec		Axial[lb]	LC	y Shear[lb]	LC	z Shear[lb]	LC	Torque[k-...	LC	y-y Mome...	LC	z-z Mome...	LC
121	R6	1	max	387.693	2	416.922	6	21.588	4	0	1	.006	1	.17	8
122			min	-2911.072	5	70.847	1	-12.558	3	-.004	6	-.004	2	.012	3
123		2	max	387.693	2	416.922	6	21.588	4	0	1	.006	1	.164	8
124			min	-2911.072	5	70.847	1	-12.558	3	-.004	6	-.004	2	.011	3
125		3	max	387.693	2	416.922	6	21.588	4	0	1	.007	1	.158	8
126			min	-2911.072	5	70.847	1	-12.558	3	-.004	6	-.004	2	.009	3
127		4	max	387.693	2	416.922	6	21.588	4	0	1	.007	1	.151	8
128			min	-2911.072	5	70.847	1	-12.558	3	-.004	6	-.004	2	.007	3
129		5	max	387.693	2	416.922	6	21.588	4	0	1	.007	1	.145	8
130			min	-2911.072	5	70.847	1	-12.558	3	-.004	6	-.004	2	.006	3
131		6	max	387.693	2	416.922	6	21.588	4	0	1	.008	1	.139	8
132			min	-2911.072	5	70.847	1	-12.558	3	-.004	6	-.005	2	.004	3
133		7	max	387.693	2	416.922	6	21.588	4	0	1	.008	1	.133	8
134			min	-2911.072	5	70.847	1	-12.558	3	-.004	6	-.005	2	.003	3
135		8	max	387.693	2	416.922	6	21.588	4	0	1	.008	1	.127	8
136			min	-2911.072	5	70.847	1	-12.558	3	-.004	6	-.005	2	0	3
137		9	max	387.693	2	416.922	6	21.588	4	0	1	.009	1	.121	8
138			min	-2911.072	5	70.847	1	-12.558	3	-.004	6	-.005	2	0	3
139		10	max	387.693	2	416.922	6	21.588	4	0	1	.009	1	.115	8
140			min	-2911.072	5	70.847	1	-12.558	3	-.004	6	-.005	2	-.002	3
141		11	max	387.693	2	416.922	6	21.588	4	0	1	.009	1	.108	8
142			min	-2911.072	5	70.847	1	-12.558	3	-.004	6	-.005	2	-.004	3
143		12	max	387.693	2	416.922	6	21.588	4	0	1	.01	1	.102	8
144			min	-2911.072	5	70.847	1	-12.558	3	-.004	6	-.006	2	-.006	3
145		13	max	387.693	2	416.922	6	21.588	4	0	1	.01	1	.096	8
146			min	-2911.072	5	70.847	1	-12.558	3	-.004	6	-.006	2	-.007	3
147		14	max	387.693	2	416.922	6	21.588	4	0	1	.01	1	.09	8
148			min	-2911.072	5	70.847	1	-12.558	3	-.004	6	-.006	2	-.009	3
149		15	max	387.693	2	416.922	6	21.588	4	0	1	.011	1	.084	8
150			min	-2911.072	5	70.847	1	-12.558	3	-.004	6	-.006	3	-.01	3
151		16	max	387.693	2	416.922	6	21.588	4	0	1	.011	1	.078	8
152			min	-2911.072	5	70.847	1	-12.558	3	-.004	6	-.006	3	-.012	3
153		17	max	387.693	2	416.922	6	21.588	4	0	1	.011	1	.072	8
154			min	-2911.072	5	70.847	1	-12.558	3	-.004	6	-.006	3	-.014	3
155		18	max	387.693	2	416.922	6	21.588	4	0	1	.012	1	.065	8
156			min	-2911.072	5	70.847	1	-12.558	3	-.004	6	-.007	3	-.015	3
157		19	max	387.693	2	416.922	6	21.588	4	0	1	.012	1	.059	8
158			min	-2911.072	5	70.847	1	-12.558	3	-.004	6	-.007	3	-.017	3
159		20	max	387.693	2	416.922	6	21.588	4	0	1	.012	1	.053	8
160			min	-2911.072	5	70.847	1	-12.558	3	-.004	6	-.007	3	-.019	3
161	R7	1	max	471.871	2	196.66	8	9.909	4	.001	8	.004	4	.004	7
162			min	-1845.494	5	26.633	1	-9.576	3	0	3	-.003	3	-.028	9
163		2	max	471.871	2	196.66	8	9.909	4	.001	8	.004	4	.004	3
164			min	-1845.494	5	26.633	1	-9.576	3	0	3	-.004	3	-.03	9
165		3	max	471.871	2	196.66	8	9.909	4	.001	8	.004	4	.003	1
166			min	-1845.494	5	26.633	1	-9.576	3	0	3	-.004	3	-.032	9
167		4	max	471.871	2	196.66	8	9.909	4	.001	8	.004	4	.003	1
168			min	-1845.494	5	26.633	1	-9.576	3	0	3	-.004	3	-.034	9
169		5	max	471.871	2	196.66	8	9.909	4	.001	8	.004	4	.002	1
170			min	-1845.494	5	26.633	1	-9.576	3	0	3	-.004	3	-.036	9
171		6	max	471.871	2	196.66	8	9.909	4	.001	8	.005	4	.002	1
172			min	-1845.494	5	26.633	1	-9.576	3	0	3	-.004	3	-.038	9

Envelope Member Section Forces (Continued)

	Member	Sec		Axial[lb]	LC	y Shear[lb]	LC	z Shear[lb]	LC	Torque[k-...	LC	y-y Mome...	LC	z-z Mome...	LC
173		7	max	471.871	2	196.66	8	9.909	4	.001	8	.005	4	.002	1
174			min	-1845.494	5	26.633	1	-9.576	3	0	3	-.004	3	-.04	9
175		8	max	471.871	2	196.66	8	9.909	4	.001	8	.005	4	.001	1
176			min	-1845.494	5	26.633	1	-9.576	3	0	3	-.004	3	-.042	9
177		9	max	471.871	2	196.66	8	9.909	4	.001	8	.005	4	0	1
178			min	-1845.494	5	26.633	1	-9.576	3	0	3	-.005	3	-.044	9
179		10	max	471.871	2	196.66	8	9.909	4	.001	8	.005	4	0	1
180			min	-1845.494	5	26.633	1	-9.576	3	0	3	-.005	3	-.046	9
181		11	max	471.871	2	196.66	8	9.909	4	.001	8	.005	4	0	1
182			min	-1845.494	5	26.633	1	-9.576	3	0	3	-.005	3	-.048	9
183		12	max	471.871	2	196.66	8	9.909	4	.001	8	.006	4	0	1
184			min	-1845.494	5	26.633	1	-9.576	3	0	3	-.005	3	-.05	9
185		13	max	471.871	2	196.66	8	9.909	4	.001	8	.006	4	0	1
186			min	-1845.494	5	26.633	1	-9.576	3	0	3	-.005	3	-.052	9
187		14	max	471.871	2	196.66	8	9.909	4	.001	8	.006	4	-.001	1
188			min	-1845.494	5	26.633	1	-9.576	3	0	3	-.005	3	-.054	9
189		15	max	471.871	2	196.66	8	9.909	4	.001	8	.006	4	-.002	1
190			min	-1845.494	5	26.633	1	-9.576	3	0	3	-.005	3	-.055	9
191		16	max	471.871	2	196.66	8	9.909	4	.001	8	.006	4	-.002	1
192			min	-1845.494	5	26.633	1	-9.576	3	0	3	-.006	3	-.057	9
193		17	max	471.871	2	196.66	8	9.909	4	.001	8	.006	4	-.002	1
194			min	-1845.494	5	26.633	1	-9.576	3	0	3	-.006	3	-.059	9
195		18	max	471.871	2	196.66	8	9.909	4	.001	8	.006	4	-.003	1
196			min	-1845.494	5	26.633	1	-9.576	3	0	3	-.006	3	-.061	9
197		19	max	471.871	2	196.66	8	9.909	4	.001	8	.007	4	-.003	1
198			min	-1845.494	5	26.633	1	-9.576	3	0	3	-.006	3	-.063	9
199		20	max	471.871	2	196.66	8	9.909	4	.001	8	.007	4	-.004	1
200			min	-1845.494	5	26.633	1	-9.576	3	0	3	-.006	3	-.065	9
201	R8	1	max	563.304	1	257.33	8	7.009	4	.001	4	.002	4	.019	6
202			min	-352.234	2	58.268	3	-8.536	3	0	3	-.003	3	-.008	1
203		2	max	563.304	1	257.33	8	7.009	4	.001	4	.002	4	.017	2
204			min	-352.234	2	58.268	3	-8.536	3	0	3	-.003	3	-.009	1
205		3	max	563.304	1	257.33	8	7.009	4	.001	4	.002	4	.015	2
206			min	-352.234	2	58.268	3	-8.536	3	0	3	-.003	3	-.01	1
207		4	max	563.304	1	257.33	8	7.009	4	.001	4	.002	4	.013	2
208			min	-352.234	2	58.268	3	-8.536	3	0	3	-.003	3	-.011	1
209		5	max	563.304	1	257.33	8	7.009	4	.001	4	.002	4	.011	2
210			min	-352.234	2	58.268	3	-8.536	3	0	3	-.003	3	-.012	1
211		6	max	563.304	1	257.33	8	7.009	4	.001	4	.002	4	.01	2
212			min	-352.234	2	58.268	3	-8.536	3	0	3	-.004	3	-.013	1
213		7	max	563.304	1	257.33	8	7.009	4	.001	4	.002	4	.008	2
214			min	-352.234	2	58.268	3	-8.536	3	0	3	-.004	3	-.014	1
215		8	max	563.304	1	257.33	8	7.009	4	.001	4	.002	4	.006	2
216			min	-352.234	2	58.268	3	-8.536	3	0	3	-.004	3	-.016	9
217		9	max	563.304	1	257.33	8	7.009	4	.001	4	.003	4	.004	2
218			min	-352.234	2	58.268	3	-8.536	3	0	3	-.004	3	-.018	5
219		10	max	563.304	1	257.33	8	7.009	4	.001	4	.003	4	.002	2
220			min	-352.234	2	58.268	3	-8.536	3	0	3	-.004	3	-.022	5
221		11	max	563.304	1	257.33	8	7.009	4	.001	4	.003	4	0	2
222			min	-352.234	2	58.268	3	-8.536	3	0	3	-.004	3	-.025	5
223		12	max	563.304	1	257.33	8	7.009	4	.001	4	.003	4	-.001	2
224			min	-352.234	2	58.268	3	-8.536	3	0	3	-.004	3	-.029	5

Envelope Member Section Forces (Continued)

	Member	Sec		Axial[lb]	LC	y Shear[lb]	LC	z Shear[lb]	LC	Torque[k-...	LC	y-y Mome...	LC	z-z Mome...	LC
225		13	max	563.304	1	257.33	8	7.009	4	.001	4	.003	4	-.003	2
226			min	-352.234	2	58.268	3	-8.536	3	0	3	-.004	3	-.032	5
227		14	max	563.304	1	257.33	8	7.009	4	.001	4	.003	4	-.005	2
228			min	-352.234	2	58.268	3	-8.536	3	0	3	-.005	3	-.036	5
229		15	max	563.304	1	257.33	8	7.009	4	.001	4	.003	4	-.006	2
230			min	-352.234	2	58.268	3	-8.536	3	0	3	-.005	3	-.039	5
231		16	max	563.304	1	257.33	8	7.009	4	.001	4	.003	4	-.008	3
232			min	-352.234	2	58.268	3	-8.536	3	0	3	-.005	3	-.043	5
233		17	max	563.304	1	257.33	8	7.009	4	.001	4	.003	4	-.009	3
234			min	-352.234	2	58.268	3	-8.536	3	0	3	-.005	3	-.047	8
235		18	max	563.304	1	257.33	8	7.009	4	.001	4	.004	4	-.01	3
236			min	-352.234	2	58.268	3	-8.536	3	0	3	-.005	3	-.051	8
237		19	max	563.304	1	257.33	8	7.009	4	.001	4	.004	4	-.011	3
238			min	-352.234	2	58.268	3	-8.536	3	0	3	-.005	3	-.054	8
239		20	max	563.304	1	257.33	8	7.009	4	.001	4	.004	4	-.012	3
240			min	-352.234	2	58.268	3	-8.536	3	0	3	-.005	3	-.058	8
241	R9	1	max	2610.477	5	99.366	1	2759.813	1	-.1	3	.368	2	.348	8
242			min	-949.56	2	-65.398	2	-1105.974	2	-.33	8	-.498	1	.1	3
243		2	max	2610.477	5	99.366	1	2759.813	1	-.1	3	.358	2	.348	8
244			min	-949.56	2	-65.398	2	-1105.974	2	-.33	8	-.474	1	.1	3
245		3	max	2610.477	5	99.366	1	2759.813	1	-.1	3	.349	2	.347	8
246			min	-949.56	2	-65.398	2	-1105.974	2	-.33	8	-.45	1	.1	3
247		4	max	2610.477	5	99.366	1	2759.813	1	-.1	3	.339	2	.347	8
248			min	-949.56	2	-65.398	2	-1105.974	2	-.33	8	-.426	1	.1	3
249		5	max	2610.477	5	99.366	1	2759.813	1	-.1	3	.329	2	.347	8
250			min	-949.56	2	-65.398	2	-1105.974	2	-.33	8	-.401	1	.1	3
251		6	max	2610.477	5	99.366	1	2759.813	1	-.1	3	.32	2	.346	8
252			min	-949.56	2	-65.398	2	-1105.974	2	-.33	8	-.377	1	.1	3
253		7	max	2610.477	5	99.366	1	2759.813	1	-.1	3	.31	2	.346	8
254			min	-949.56	2	-65.398	2	-1105.974	2	-.33	8	-.353	1	.1	3
255		8	max	2610.477	5	99.366	1	2759.813	1	-.1	3	.3	2	.346	8
256			min	-949.56	2	-65.398	2	-1105.974	2	-.33	8	-.329	1	.1	3
257		9	max	2610.477	5	99.366	1	2759.813	1	-.1	3	.291	2	.345	8
258			min	-949.56	2	-65.398	2	-1105.974	2	-.33	8	-.305	1	.1	3
259		10	max	2610.477	5	99.366	1	2759.813	1	-.1	3	.281	2	.345	8
260			min	-949.56	2	-65.398	2	-1105.974	2	-.33	8	-.28	1	.1	3
261		11	max	2610.477	5	99.366	1	2759.813	1	-.1	3	.271	2	.345	8
262			min	-949.56	2	-65.398	2	-1105.974	2	-.33	8	-.256	1	.1	3
263		12	max	2610.477	5	99.366	1	2759.813	1	-.1	3	.261	2	.344	8
264			min	-949.56	2	-65.398	2	-1105.974	2	-.33	8	-.232	1	.1	3
265		13	max	2610.477	5	99.366	1	2759.813	1	-.1	3	.252	2	.344	8
266			min	-949.56	2	-65.398	2	-1105.974	2	-.33	8	-.208	1	.099	3
267		14	max	2610.477	5	99.366	1	2759.813	1	-.1	3	.242	2	.343	8
268			min	-949.56	2	-65.398	2	-1105.974	2	-.33	8	-.184	1	.099	3
269		15	max	2610.477	5	99.366	1	2759.813	1	-.1	3	.232	2	.343	8
270			min	-949.56	2	-65.398	2	-1105.974	2	-.33	8	-.159	1	.099	3
271		16	max	2610.477	5	99.366	1	2759.813	1	-.1	3	.223	2	.343	8
272			min	-949.56	2	-65.398	2	-1105.974	2	-.33	8	-.135	1	.099	3
273		17	max	2610.477	5	99.366	1	2759.813	1	-.1	3	.213	2	.342	8
274			min	-949.56	2	-65.398	2	-1105.974	2	-.33	8	-.111	1	.099	3
275		18	max	2610.477	5	99.366	1	2759.813	1	-.1	3	.203	2	.342	8
276			min	-949.56	2	-65.398	2	-1105.974	2	-.33	8	-.087	1	.099	3

Envelope Member Section Forces (Continued)

	Member	Sec		Axial[lb]	LC	y Shear[lb]	LC	z Shear[lb]	LC	Torque[k-...	LC	y-y Mome...	LC	z-z Mome...	LC
277		19	max	2610.477	5	99.366	1	2759.813	1	-.1	3	.212	6	.342	8
278			min	-949.56	2	-65.398	2	-1105.974	2	-.33	8	-.063	1	.099	3
279		20	max	2610.477	5	99.366	1	2759.813	1	-.1	3	.227	6	.341	8
280			min	-949.56	2	-65.398	2	-1105.974	2	-.33	8	-.038	1	.099	3
281	R10	1	max	312.813	2	651.851	9	1026.541	5	.458	8	-.139	3	.836	6
282			min	-1315.621	5	-39.559	3	-100.808	2	.124	3	-.56	8	.187	1
283		2	max	312.813	2	651.851	9	1026.541	5	.458	8	-.136	3	.833	6
284			min	-1315.621	5	-39.559	3	-100.808	2	.124	3	-.552	8	.186	1
285		3	max	312.813	2	651.851	9	1026.541	5	.458	8	-.133	3	.83	6
286			min	-1315.621	5	-39.559	3	-100.808	2	.124	3	-.544	8	.186	1
287		4	max	312.813	2	651.851	9	1026.541	5	.458	8	-.129	3	.826	6
288			min	-1315.621	5	-39.559	3	-100.808	2	.124	3	-.536	8	.186	1
289		5	max	312.813	2	651.851	9	1026.541	5	.458	8	-.126	3	.823	6
290			min	-1315.621	5	-39.559	3	-100.808	2	.124	3	-.529	8	.185	1
291		6	max	312.813	2	651.851	9	1026.541	5	.458	8	-.123	3	.82	6
292			min	-1315.621	5	-39.559	3	-100.808	2	.124	3	-.521	8	.185	1
293		7	max	312.813	2	651.851	9	1026.541	5	.458	8	-.12	3	.817	6
294			min	-1315.621	5	-39.559	3	-100.808	2	.124	3	-.513	8	.184	1
295		8	max	312.813	2	651.851	9	1026.541	5	.458	8	-.116	3	.814	6
296			min	-1315.621	5	-39.559	3	-100.808	2	.124	3	-.505	8	.184	1
297		9	max	312.813	2	651.851	9	1026.541	5	.458	8	-.113	3	.811	6
298			min	-1315.621	5	-39.559	3	-100.808	2	.124	3	-.498	8	.184	1
299		10	max	312.813	2	651.851	9	1026.541	5	.458	8	-.11	3	.807	6
300			min	-1315.621	5	-39.559	3	-100.808	2	.124	3	-.49	8	.183	1
301		11	max	312.813	2	651.851	9	1026.541	5	.458	8	-.107	3	.804	6
302			min	-1315.621	5	-39.559	3	-100.808	2	.124	3	-.482	8	.183	1
303		12	max	312.813	2	651.851	9	1026.541	5	.458	8	-.103	3	.801	6
304			min	-1315.621	5	-39.559	3	-100.808	2	.124	3	-.474	8	.182	1
305		13	max	312.813	2	651.851	9	1026.541	5	.458	8	-.1	3	.798	6
306			min	-1315.621	5	-39.559	3	-100.808	2	.124	3	-.466	8	.182	1
307		14	max	312.813	2	651.851	9	1026.541	5	.458	8	-.097	3	.795	6
308			min	-1315.621	5	-39.559	3	-100.808	2	.124	3	-.459	8	.182	1
309		15	max	312.813	2	651.851	9	1026.541	5	.458	8	-.093	3	.792	6
310			min	-1315.621	5	-39.559	3	-100.808	2	.124	3	-.451	8	.181	1
311		16	max	312.813	2	651.851	9	1026.541	5	.458	8	-.09	3	.788	6
312			min	-1315.621	5	-39.559	3	-100.808	2	.124	3	-.443	8	.181	1
313		17	max	312.813	2	651.851	9	1026.541	5	.458	8	-.087	3	.785	6
314			min	-1315.621	5	-39.559	3	-100.808	2	.124	3	-.435	8	.18	1
315		18	max	312.813	2	651.851	9	1026.541	5	.458	8	-.084	3	.782	6
316			min	-1315.621	5	-39.559	3	-100.808	2	.124	3	-.428	8	.18	1
317		19	max	312.813	2	651.851	9	1026.541	5	.458	8	-.08	3	.779	6
318			min	-1315.621	5	-39.559	3	-100.808	2	.124	3	-.42	8	.179	1
319		20	max	312.813	2	651.851	9	1026.541	5	.458	8	-.077	3	.776	6
320			min	-1315.621	5	-39.559	3	-100.808	2	.124	3	-.412	8	.179	1
321	M57	1	max	358.037	4	382.727	8	11.817	4	.003	8	.01	3	.469	6
322			min	-2932.153	7	114.515	3	-22.512	3	0	3	-.005	4	.105	1
323		2	max	358.037	4	382.727	8	11.817	4	.003	8	.01	3	.465	6
324			min	-2932.153	7	114.515	3	-22.512	3	0	3	-.005	4	.104	1
325		3	max	358.037	4	382.727	8	11.817	4	.003	8	.01	3	.462	6
326			min	-2932.153	7	114.515	3	-22.512	3	0	3	-.005	4	.103	1
327		4	max	358.037	4	382.727	8	11.817	4	.003	8	.009	3	.459	6
328			min	-2932.153	7	114.515	3	-22.512	3	0	3	-.005	4	.102	1

Envelope Member Section Forces (Continued)

	Member	Sec		Axial[lb]	LC	y Shear[lb]	LC	z Shear[lb]	LC	Torque[k-...	LC	y-y Mome...	LC	z-z Mome...	LC
329		5	max	358.037	4	382.727	8	11.817	4	.003	8	.009	3	.455	6
330			min	-2932.153	7	114.515	3	-22.512	3	0	3	-.005	4	.101	1
331		6	max	358.037	4	382.727	8	11.817	4	.003	8	.009	3	.452	6
332			min	-2932.153	7	114.515	3	-22.512	3	0	3	-.004	4	.099	1
333		7	max	358.037	4	382.727	8	11.817	4	.003	8	.009	3	.449	6
334			min	-2932.153	7	114.515	3	-22.512	3	0	3	-.004	4	.098	1
335		8	max	358.037	4	382.727	8	11.817	4	.003	8	.009	3	.445	6
336			min	-2932.153	7	114.515	3	-22.512	3	0	3	-.004	4	.097	1
337		9	max	358.037	4	382.727	8	11.817	4	.003	8	.008	3	.442	6
338			min	-2932.153	7	114.515	3	-22.512	3	0	3	-.004	4	.096	1
339		10	max	358.037	4	382.727	8	11.817	4	.003	8	.008	3	.439	6
340			min	-2932.153	7	114.515	3	-22.512	3	0	3	-.004	4	.095	1
341		11	max	358.037	4	382.727	8	11.817	4	.003	8	.008	3	.435	6
342			min	-2932.153	7	114.515	3	-22.512	3	0	3	-.004	4	.094	1
343		12	max	358.037	4	382.727	8	11.817	4	.003	8	.008	3	.432	6
344			min	-2932.153	7	114.515	3	-22.512	3	0	3	-.004	4	.093	1
345		13	max	358.037	4	382.727	8	11.817	4	.003	8	.008	3	.429	6
346			min	-2932.153	7	114.515	3	-22.512	3	0	3	-.004	4	.092	1
347		14	max	358.037	4	382.727	8	11.817	4	.003	8	.007	3	.425	6
348			min	-2932.153	7	114.515	3	-22.512	3	0	3	-.004	4	.091	1
349		15	max	358.037	4	382.727	8	11.817	4	.003	8	.007	3	.422	6
350			min	-2932.153	7	114.515	3	-22.512	3	0	3	-.004	4	.09	1
351		16	max	358.037	4	382.727	8	11.817	4	.003	8	.007	3	.418	6
352			min	-2932.153	7	114.515	3	-22.512	3	0	3	-.003	4	.089	1
353		17	max	358.037	4	382.727	8	11.817	4	.003	8	.007	3	.415	6
354			min	-2932.153	7	114.515	3	-22.512	3	0	3	-.003	4	.088	1
355		18	max	358.037	4	382.727	8	11.817	4	.003	8	.007	3	.412	6
356			min	-2932.153	7	114.515	3	-22.512	3	0	3	-.003	4	.087	1
357		19	max	358.037	4	382.727	8	11.817	4	.003	8	.006	3	.408	6
358			min	-2932.153	7	114.515	3	-22.512	3	0	3	-.003	4	.086	1
359		20	max	358.037	4	382.727	8	11.817	4	.003	8	.006	3	.405	6
360			min	-2932.153	7	114.515	3	-22.512	3	0	3	-.003	4	.084	1
361	M58	1	max	375.29	2	222.369	6	10.123	4	0	4	.007	3	.377	8
362			min	-1837.833	5	30.453	1	-11.428	3	-.002	7	-.006	4	.06	3
363		2	max	375.29	2	222.369	6	10.123	4	0	4	.006	3	.375	8
364			min	-1837.833	5	30.453	1	-11.428	3	-.002	7	-.006	4	.059	3
365		3	max	375.29	2	222.369	6	10.123	4	0	4	.006	3	.373	8
366			min	-1837.833	5	30.453	1	-11.428	3	-.002	7	-.005	4	.059	3
367		4	max	375.29	2	222.369	6	10.123	4	0	4	.006	3	.371	8
368			min	-1837.833	5	30.453	1	-11.428	3	-.002	7	-.005	4	.058	3
369		5	max	375.29	2	222.369	6	10.123	4	0	4	.006	3	.369	8
370			min	-1837.833	5	30.453	1	-11.428	3	-.002	7	-.005	4	.058	3
371		6	max	375.29	2	222.369	6	10.123	4	0	4	.006	3	.367	8
372			min	-1837.833	5	30.453	1	-11.428	3	-.002	7	-.005	4	.058	3
373		7	max	375.29	2	222.369	6	10.123	4	0	4	.006	3	.366	8
374			min	-1837.833	5	30.453	1	-11.428	3	-.002	7	-.005	4	.057	3
375		8	max	375.29	2	222.369	6	10.123	4	0	4	.006	3	.364	8
376			min	-1837.833	5	30.453	1	-11.428	3	-.002	7	-.005	4	.057	3
377		9	max	375.29	2	222.369	6	10.123	4	0	4	.006	3	.362	8
378			min	-1837.833	5	30.453	1	-11.428	3	-.002	7	-.005	4	.056	3
379		10	max	375.29	2	222.369	6	10.123	4	0	4	.006	3	.36	8
380			min	-1837.833	5	30.453	1	-11.428	3	-.002	7	-.005	4	.056	3

Envelope Member Section Forces (Continued)

	Member	Sec		Axial[lb]	LC	y Shear[lb]	LC	z Shear[lb]	LC	Torque[k-...	LC	y-y Mome...	LC	z-z Mome...	LC
381		11	max	375.29	2	222.369	6	10.123	4	0	4	.006	3	.358	8
382			min	-1837.833	5	30.453	1	-11.428	3	-.002	7	-.005	4	.055	3
383		12	max	375.29	2	222.369	6	10.123	4	0	4	.005	3	.356	8
384			min	-1837.833	5	30.453	1	-11.428	3	-.002	7	-.005	4	.055	3
385		13	max	375.29	2	222.369	6	10.123	4	0	4	.005	3	.354	8
386			min	-1837.833	5	30.453	1	-11.428	3	-.002	7	-.005	4	.054	3
387		14	max	375.29	2	222.369	6	10.123	4	0	4	.005	3	.352	8
388			min	-1837.833	5	30.453	1	-11.428	3	-.002	7	-.004	4	.054	3
389		15	max	375.29	2	222.369	6	10.123	4	0	4	.005	3	.35	8
390			min	-1837.833	5	30.453	1	-11.428	3	-.002	7	-.004	4	.053	3
391		16	max	375.29	2	222.369	6	10.123	4	0	4	.005	3	.349	8
392			min	-1837.833	5	30.453	1	-11.428	3	-.002	7	-.004	4	.053	3
393		17	max	375.29	2	222.369	6	10.123	4	0	4	.005	3	.347	8
394			min	-1837.833	5	30.453	1	-11.428	3	-.002	7	-.004	4	.053	3
395		18	max	375.29	2	222.369	6	10.123	4	0	4	.005	3	.345	8
396			min	-1837.833	5	30.453	1	-11.428	3	-.002	7	-.004	4	.052	3
397		19	max	375.29	2	222.369	6	10.123	4	0	4	.005	3	.343	8
398			min	-1837.833	5	30.453	1	-11.428	3	-.002	7	-.004	4	.052	3
399		20	max	375.29	2	222.369	6	10.123	4	0	4	.005	3	.341	8
400			min	-1837.833	5	30.453	1	-11.428	3	-.002	7	-.004	4	.051	3
401	M59	1	max	566.485	3	263.69	8	8.045	4	0	1	.003	3	.351	8
402			min	-319.873	4	49.753	3	-6.397	3	0	2	-.004	4	.044	3
403		2	max	566.485	3	263.69	8	8.045	4	0	1	.003	3	.349	8
404			min	-319.873	4	49.753	3	-6.397	3	0	2	-.004	4	.044	3
405		3	max	566.485	3	263.69	8	8.045	4	0	1	.003	3	.347	8
406			min	-319.873	4	49.753	3	-6.397	3	0	2	-.004	4	.043	3
407		4	max	566.485	3	263.69	8	8.045	4	0	1	.003	3	.344	8
408			min	-319.873	4	49.753	3	-6.397	3	0	2	-.004	4	.043	3
409		5	max	566.485	3	263.69	8	8.045	4	0	1	.003	3	.342	8
410			min	-319.873	4	49.753	3	-6.397	3	0	2	-.004	4	.042	3
411		6	max	566.485	3	263.69	8	8.045	4	0	1	.003	3	.34	8
412			min	-319.873	4	49.753	3	-6.397	3	0	2	-.004	4	.042	3
413		7	max	566.485	3	263.69	8	8.045	4	0	1	.003	3	.337	8
414			min	-319.873	4	49.753	3	-6.397	3	0	2	-.003	4	.042	3
415		8	max	566.485	3	263.69	8	8.045	4	0	1	.003	3	.335	8
416			min	-319.873	4	49.753	3	-6.397	3	0	2	-.003	4	.041	3
417		9	max	566.485	3	263.69	8	8.045	4	0	1	.003	3	.333	8
418			min	-319.873	4	49.753	3	-6.397	3	0	2	-.003	4	.041	3
419		10	max	566.485	3	263.69	8	8.045	4	0	1	.003	3	.33	8
420			min	-319.873	4	49.753	3	-6.397	3	0	2	-.003	4	.04	3
421		11	max	566.485	3	263.69	8	8.045	4	0	1	.003	3	.328	8
422			min	-319.873	4	49.753	3	-6.397	3	0	2	-.003	4	.04	3
423		12	max	566.485	3	263.69	8	8.045	4	0	1	.002	3	.326	8
424			min	-319.873	4	49.753	3	-6.397	3	0	2	-.003	4	.039	3
425		13	max	566.485	3	263.69	8	8.045	4	0	1	.002	3	.324	8
426			min	-319.873	4	49.753	3	-6.397	3	0	2	-.003	4	.039	3
427		14	max	566.485	3	263.69	8	8.045	4	0	1	.002	3	.321	8
428			min	-319.873	4	49.753	3	-6.397	3	0	2	-.003	4	.039	3
429		15	max	566.485	3	263.69	8	8.045	4	0	1	.002	3	.319	8
430			min	-319.873	4	49.753	3	-6.397	3	0	2	-.003	4	.038	3
431		16	max	566.485	3	263.69	8	8.045	4	0	1	.002	3	.317	8
432			min	-319.873	4	49.753	3	-6.397	3	0	2	-.003	4	.038	3

Envelope Member Section Forces (Continued)

	Member	Sec		Axial[lb]	LC	y Shear[lb]	LC	z Shear[lb]	LC	Torque[k-...	LC	y-y Mome...	LC	z-z Mome...	LC
433		17	max	566.485	3	263.69	8	8.045	4	0	1	.002	3	.314	8
434			min	-319.873	4	49.753	3	-6.397	3	0	2	-.003	4	.037	3
435		18	max	566.485	3	263.69	8	8.045	4	0	1	.002	3	.312	8
436			min	-319.873	4	49.753	3	-6.397	3	0	2	-.003	4	.037	3
437		19	max	566.485	3	263.69	8	8.045	4	0	1	.002	3	.31	8
438			min	-319.873	4	49.753	3	-6.397	3	0	2	-.003	4	.036	3
439		20	max	566.485	3	263.69	8	8.045	4	0	1	.002	3	.307	8
440			min	-319.873	4	49.753	3	-6.397	3	0	2	-.003	4	.036	3
441	M63	1	max	363.629	4	371.47	8	14.739	1	.003	8	.004	1	.186	6
442			min	-2934.032	7	111.455	3	-24.478	2	0	3	-.007	2	.014	1
443		2	max	363.629	4	371.47	8	14.739	1	.003	8	.004	1	.181	6
444			min	-2934.032	7	111.455	3	-24.478	2	0	3	-.007	2	.012	1
445		3	max	363.629	4	371.47	8	14.739	1	.003	8	.005	1	.175	6
446			min	-2934.032	7	111.455	3	-24.478	2	0	3	-.007	2	.011	1
447		4	max	363.629	4	371.47	8	14.739	1	.003	8	.005	1	.17	6
448			min	-2934.032	7	111.455	3	-24.478	2	0	3	-.008	2	.009	1
449		5	max	363.629	4	371.47	8	14.739	1	.003	8	.005	1	.164	6
450			min	-2934.032	7	111.455	3	-24.478	2	0	3	-.008	2	.007	1
451		6	max	363.629	4	371.47	8	14.739	1	.003	8	.005	1	.159	6
452			min	-2934.032	7	111.455	3	-24.478	2	0	3	-.009	2	.005	1
453		7	max	363.629	4	371.47	8	14.739	1	.003	8	.006	1	.153	6
454			min	-2934.032	7	111.455	3	-24.478	2	0	3	-.009	2	.003	1
455		8	max	363.629	4	371.47	8	14.739	1	.003	8	.006	1	.147	6
456			min	-2934.032	7	111.455	3	-24.478	2	0	3	-.009	2	.002	1
457		9	max	363.629	4	371.47	8	14.739	1	.003	8	.006	1	.142	6
458			min	-2934.032	7	111.455	3	-24.478	2	0	3	-.01	2	0	1
459		10	max	363.629	4	371.47	8	14.739	1	.003	8	.006	1	.136	6
460			min	-2934.032	7	111.455	3	-24.478	2	0	3	-.01	2	-.002	1
461		11	max	363.629	4	371.47	8	14.739	1	.003	8	.006	1	.131	6
462			min	-2934.032	7	111.455	3	-24.478	2	0	3	-.01	2	-.004	1
463		12	max	363.629	4	371.47	8	14.739	1	.003	8	.007	1	.125	6
464			min	-2934.032	7	111.455	3	-24.478	2	0	3	-.011	2	-.005	1
465		13	max	363.629	4	371.47	8	14.739	1	.003	8	.007	1	.12	6
466			min	-2934.032	7	111.455	3	-24.478	2	0	3	-.011	2	-.007	1
467		14	max	363.629	4	371.47	8	14.739	1	.003	8	.007	1	.114	6
468			min	-2934.032	7	111.455	3	-24.478	2	0	3	-.011	2	-.009	1
469		15	max	363.629	4	371.47	8	14.739	1	.003	8	.007	1	.109	6
470			min	-2934.032	7	111.455	3	-24.478	2	0	3	-.012	2	-.011	1
471		16	max	363.629	4	371.47	8	14.739	1	.003	8	.008	1	.103	6
472			min	-2934.032	7	111.455	3	-24.478	2	0	3	-.012	2	-.013	1
473		17	max	363.629	4	371.47	8	14.739	1	.003	8	.008	1	.098	6
474			min	-2934.032	7	111.455	3	-24.478	2	0	3	-.013	2	-.014	1
475		18	max	363.629	4	371.47	8	14.739	1	.003	8	.008	1	.092	6
476			min	-2934.032	7	111.455	3	-24.478	2	0	3	-.013	2	-.016	1
477		19	max	363.629	4	371.47	8	14.739	1	.003	8	.008	1	.087	6
478			min	-2934.032	7	111.455	3	-24.478	2	0	3	-.013	2	-.018	1
479		20	max	363.629	4	371.47	8	14.739	1	.003	8	.008	1	.081	6
480			min	-2934.032	7	111.455	3	-24.478	2	0	3	-.014	2	-.02	1
481	M64	1	max	359.393	2	198.678	6	9.964	1	0	4	.004	1	.026	4
482			min	-1832.491	5	23.04	1	-10.097	2	-.002	7	-.004	2	-.034	9
483		2	max	359.393	2	198.678	6	9.964	1	0	4	.004	1	.024	4
484			min	-1832.491	5	23.04	1	-10.097	2	-.002	7	-.004	2	-.036	9

Envelope Member Section Forces (Continued)

	Member	Sec		Axial[lb]	LC	y Shear[lb]	LC	z Shear[lb]	LC	Torque[k-...	LC	y-y Mome...	LC	z-z Mome...	LC
485		3	max	359.393	2	198.678	6	9.964	1	0	4	.004	1	.024	1
486			min	-1832.491	5	23.04	1	-10.097	2	-.002	7	-.005	2	-.038	9
487		4	max	359.393	2	198.678	6	9.964	1	0	4	.004	1	.024	1
488			min	-1832.491	5	23.04	1	-10.097	2	-.002	7	-.005	2	-.04	9
489		5	max	359.393	2	198.678	6	9.964	1	0	4	.004	1	.023	1
490			min	-1832.491	5	23.04	1	-10.097	2	-.002	7	-.005	2	-.042	9
491		6	max	359.393	2	198.678	6	9.964	1	0	4	.004	1	.023	1
492			min	-1832.491	5	23.04	1	-10.097	2	-.002	7	-.005	2	-.044	9
493		7	max	359.393	2	198.678	6	9.964	1	0	4	.005	1	.023	1
494			min	-1832.491	5	23.04	1	-10.097	2	-.002	7	-.005	2	-.046	9
495		8	max	359.393	2	198.678	6	9.964	1	0	4	.005	1	.022	1
496			min	-1832.491	5	23.04	1	-10.097	2	-.002	7	-.005	2	-.048	9
497		9	max	359.393	2	198.678	6	9.964	1	0	4	.005	1	.022	1
498			min	-1832.491	5	23.04	1	-10.097	2	-.002	7	-.005	2	-.05	9
499		10	max	359.393	2	198.678	6	9.964	1	0	4	.005	1	.022	1
500			min	-1832.491	5	23.04	1	-10.097	2	-.002	7	-.006	2	-.052	9
501		11	max	359.393	2	198.678	6	9.964	1	0	4	.005	1	.021	1
502			min	-1832.491	5	23.04	1	-10.097	2	-.002	7	-.006	2	-.054	9
503		12	max	359.393	2	198.678	6	9.964	1	0	4	.005	1	.021	1
504			min	-1832.491	5	23.04	1	-10.097	2	-.002	7	-.006	2	-.056	9
505		13	max	359.393	2	198.678	6	9.964	1	0	4	.006	1	.021	1
506			min	-1832.491	5	23.04	1	-10.097	2	-.002	7	-.006	2	-.058	9
507		14	max	359.393	2	198.678	6	9.964	1	0	4	.006	1	.02	1
508			min	-1832.491	5	23.04	1	-10.097	2	-.002	7	-.006	2	-.06	9
509		15	max	359.393	2	198.678	6	9.964	1	0	4	.006	1	.02	1
510			min	-1832.491	5	23.04	1	-10.097	2	-.002	7	-.006	2	-.062	9
511		16	max	359.393	2	198.678	6	9.964	1	0	4	.006	1	.02	1
512			min	-1832.491	5	23.04	1	-10.097	2	-.002	7	-.007	2	-.064	9
513		17	max	359.393	2	198.678	6	9.964	1	0	4	.006	1	.019	1
514			min	-1832.491	5	23.04	1	-10.097	2	-.002	7	-.007	2	-.066	9
515		18	max	359.393	2	198.678	6	9.964	1	0	4	.006	1	.019	1
516			min	-1832.491	5	23.04	1	-10.097	2	-.002	7	-.007	2	-.068	9
517		19	max	359.393	2	198.678	6	9.964	1	0	4	.006	1	.019	1
518			min	-1832.491	5	23.04	1	-10.097	2	-.002	7	-.007	2	-.071	9
519		20	max	359.393	2	198.678	6	9.964	1	0	4	.007	1	.018	1
520			min	-1832.491	5	23.04	1	-10.097	2	-.002	7	-.007	2	-.073	9
521	M65	1	max	555.714	3	250.903	8	8.075	1	0	1	.003	1	.026	4
522			min	-309.1	4	45.738	3	-6.566	2	0	2	-.002	2	-.018	3
523		2	max	555.714	3	250.903	8	8.075	1	0	1	.003	1	.024	4
524			min	-309.1	4	45.738	3	-6.566	2	0	2	-.002	2	-.018	3
525		3	max	555.714	3	250.903	8	8.075	1	0	1	.003	1	.022	4
526			min	-309.1	4	45.738	3	-6.566	2	0	2	-.002	2	-.019	3
527		4	max	555.714	3	250.903	8	8.075	1	0	1	.003	1	.02	4
528			min	-309.1	4	45.738	3	-6.566	2	0	2	-.002	2	-.02	3
529		5	max	555.714	3	250.903	8	8.075	1	0	1	.003	1	.018	4
530			min	-309.1	4	45.738	3	-6.566	2	0	2	-.002	2	-.02	3
531		6	max	555.714	3	250.903	8	8.075	1	0	1	.003	1	.016	4
532			min	-309.1	4	45.738	3	-6.566	2	0	2	-.002	2	-.022	9
533		7	max	555.714	3	250.903	8	8.075	1	0	1	.003	1	.014	4
534			min	-309.1	4	45.738	3	-6.566	2	0	2	-.002	2	-.024	9
535		8	max	555.714	3	250.903	8	8.075	1	0	1	.004	1	.012	4
536			min	-309.1	4	45.738	3	-6.566	2	0	2	-.002	2	-.026	9

Envelope Member Section Forces (Continued)

	Member	Sec		Axial[lb]	LC	y Shear[lb]	LC	z Shear[lb]	LC	Torque[k-...	LC	y-y Mome...	LC	z-z Mome...	LC
537		9	max	555.714	3	250.903	8	8.075	1	0	1	.004	1	.01	4
538			min	-309.1	4	45.738	3	-6.566	2	0	2	-.002	2	-.028	9
539		10	max	555.714	3	250.903	8	8.075	1	0	1	.004	1	.009	4
540			min	-309.1	4	45.738	3	-6.566	2	0	2	-.002	2	-.03	9
541		11	max	555.714	3	250.903	8	8.075	1	0	1	.004	1	.007	4
542			min	-309.1	4	45.738	3	-6.566	2	0	2	-.003	2	-.032	9
543		12	max	555.714	3	250.903	8	8.075	1	0	1	.004	1	.005	4
544			min	-309.1	4	45.738	3	-6.566	2	0	2	-.003	2	-.035	9
545		13	max	555.714	3	250.903	8	8.075	1	0	1	.004	1	.003	4
546			min	-309.1	4	45.738	3	-6.566	2	0	2	-.003	2	-.037	9
547		14	max	555.714	3	250.903	8	8.075	1	0	1	.004	1	0	4
548			min	-309.1	4	45.738	3	-6.566	2	0	2	-.003	2	-.039	9
549		15	max	555.714	3	250.903	8	8.075	1	0	1	.004	1	-.001	4
550			min	-309.1	4	45.738	3	-6.566	2	0	2	-.003	2	-.042	7
551		16	max	555.714	3	250.903	8	8.075	1	0	1	.005	1	-.003	4
552			min	-309.1	4	45.738	3	-6.566	2	0	2	-.003	2	-.045	7
553		17	max	555.714	3	250.903	8	8.075	1	0	1	.005	1	-.005	4
554			min	-309.1	4	45.738	3	-6.566	2	0	2	-.003	2	-.048	7
555		18	max	555.714	3	250.903	8	8.075	1	0	1	.005	1	-.007	4
556			min	-309.1	4	45.738	3	-6.566	2	0	2	-.003	2	-.052	7
557		19	max	555.714	3	250.903	8	8.075	1	0	1	.005	1	-.009	4
558			min	-309.1	4	45.738	3	-6.566	2	0	2	-.003	2	-.055	6
559		20	max	555.714	3	250.903	8	8.075	1	0	1	.005	1	-.01	1
560			min	-309.1	4	45.738	3	-6.566	2	0	2	-.003	2	-.059	6
561	M67	1	max	2555.938	7	128.194	3	662.988	4	.331	6	.402	3	.355	7
562			min	-590.386	4	-74.783	4	-2648.532	7	.11	1	-.271	4	.111	1
563		2	max	2555.938	7	128.194	3	662.988	4	.331	6	.382	3	.355	7
564			min	-590.386	4	-74.783	4	-2648.532	7	.11	1	-.266	4	.111	1
565		3	max	2555.938	7	128.194	3	662.988	4	.331	6	.362	3	.354	6
566			min	-590.386	4	-74.783	4	-2648.532	7	.11	1	-.26	4	.111	1
567		4	max	2555.938	7	128.194	3	662.988	4	.331	6	.341	3	.353	6
568			min	-590.386	4	-74.783	4	-2648.532	7	.11	1	-.254	4	.111	1
569		5	max	2555.938	7	128.194	3	662.988	4	.331	6	.321	3	.352	6
570			min	-590.386	4	-74.783	4	-2648.532	7	.11	1	-.248	4	.111	1
571		6	max	2555.938	7	128.194	3	662.988	4	.331	6	.301	3	.352	6
572			min	-590.386	4	-74.783	4	-2648.532	7	.11	1	-.242	4	.111	1
573		7	max	2555.938	7	128.194	3	662.988	4	.331	6	.28	3	.351	6
574			min	-590.386	4	-74.783	4	-2648.532	7	.11	1	-.237	4	.11	1
575		8	max	2555.938	7	128.194	3	662.988	4	.331	6	.26	3	.35	6
576			min	-590.386	4	-74.783	4	-2648.532	7	.11	1	-.231	4	.11	1
577		9	max	2555.938	7	128.194	3	662.988	4	.331	6	.24	3	.35	6
578			min	-590.386	4	-74.783	4	-2648.532	7	.11	1	-.225	4	.11	1
579		10	max	2555.938	7	128.194	3	662.988	4	.331	6	.219	3	.349	6
580			min	-590.386	4	-74.783	4	-2648.532	7	.11	1	-.219	4	.11	1
581		11	max	2555.938	7	128.194	3	662.988	4	.331	6	.199	3	.348	6
582			min	-590.386	4	-74.783	4	-2648.532	7	.11	1	-.213	4	.11	1
583		12	max	2555.938	7	128.194	3	662.988	4	.331	6	.179	3	.348	6
584			min	-590.386	4	-74.783	4	-2648.532	7	.11	1	-.207	4	.11	1
585		13	max	2555.938	7	128.194	3	662.988	4	.331	6	.158	3	.347	6
586			min	-590.386	4	-74.783	4	-2648.532	7	.11	1	-.202	4	.109	1
587		14	max	2555.938	7	128.194	3	662.988	4	.331	6	.138	3	.346	6
588			min	-590.386	4	-74.783	4	-2648.532	7	.11	1	-.196	4	.109	1

Envelope Member Section Forces (Continued)

	Member	Sec		Axial[lb]	LC	y Shear[lb]	LC	z Shear[lb]	LC	Torque[k-...	LC	y-y Mome...	LC	z-z Mome...	LC
589		15	max	2555.938	7	128.194	3	662.988	4	.331	6	.118	3	.346	6
590			min	-590.386	4	-74.783	4	-2648.532	7	.11	1	-.19	4	.109	1
591		16	max	2555.938	7	128.194	3	662.988	4	.331	6	.098	3	.345	6
592			min	-590.386	4	-74.783	4	-2648.532	7	.11	1	-.184	4	.109	1
593		17	max	2555.938	7	128.194	3	662.988	4	.331	6	.077	3	.344	6
594			min	-590.386	4	-74.783	4	-2648.532	7	.11	1	-.178	4	.109	1
595		18	max	2555.938	7	128.194	3	662.988	4	.331	6	.057	3	.344	6
596			min	-590.386	4	-74.783	4	-2648.532	7	.11	1	-.191	8	.109	1
597		19	max	2555.938	7	128.194	3	662.988	4	.331	6	.037	3	.343	6
598			min	-590.386	4	-74.783	4	-2648.532	7	.11	1	-.207	8	.109	1
599		20	max	2555.938	7	128.194	3	662.988	4	.331	6	.016	3	.343	6
600			min	-590.386	4	-74.783	4	-2648.532	7	.11	1	-.222	8	.108	1
601	M70	1	max	103.725	2	537.576	6	314.21	4	-.091	3	.567	7	.864	8
602			min	-1289.424	5	53.04	1	-1147.744	7	-.445	8	.078	4	.13	3
603		2	max	103.725	2	537.576	6	314.21	4	-.091	3	.557	7	.86	8
604			min	-1289.424	5	53.04	1	-1147.744	7	-.445	8	.081	4	.128	3
605		3	max	103.725	2	537.576	6	314.21	4	-.091	3	.547	7	.855	8
606			min	-1289.424	5	53.04	1	-1147.744	7	-.445	8	.084	4	.127	3
607		4	max	103.725	2	537.576	6	314.21	4	-.091	3	.537	7	.851	8
608			min	-1289.424	5	53.04	1	-1147.744	7	-.445	8	.087	4	.126	3
609		5	max	103.725	2	537.576	6	314.21	4	-.091	3	.527	7	.846	8
610			min	-1289.424	5	53.04	1	-1147.744	7	-.445	8	.089	4	.125	3
611		6	max	103.725	2	537.576	6	314.21	4	-.091	3	.517	7	.842	8
612			min	-1289.424	5	53.04	1	-1147.744	7	-.445	8	.092	4	.124	3
613		7	max	103.725	2	537.576	6	314.21	4	-.091	3	.507	7	.837	8
614			min	-1289.424	5	53.04	1	-1147.744	7	-.445	8	.095	4	.123	3
615		8	max	103.725	2	537.576	6	314.21	4	-.091	3	.497	7	.832	8
616			min	-1289.424	5	53.04	1	-1147.744	7	-.445	8	.098	4	.122	3
617		9	max	103.725	2	537.576	6	314.21	4	-.091	3	.487	7	.828	8
618			min	-1289.424	5	53.04	1	-1147.744	7	-.445	8	.1	4	.121	3
619		10	max	103.725	2	537.576	6	314.21	4	-.091	3	.478	6	.823	8
620			min	-1289.424	5	53.04	1	-1147.744	7	-.445	8	.103	4	.119	3
621		11	max	103.725	2	537.576	6	314.21	4	-.091	3	.47	6	.819	8
622			min	-1289.424	5	53.04	1	-1147.744	7	-.445	8	.106	4	.118	3
623		12	max	103.725	2	537.576	6	314.21	4	-.091	3	.462	6	.814	8
624			min	-1289.424	5	53.04	1	-1147.744	7	-.445	8	.108	1	.117	3
625		13	max	103.725	2	537.576	6	314.21	4	-.091	3	.454	6	.81	8
626			min	-1289.424	5	53.04	1	-1147.744	7	-.445	8	.104	1	.116	3
627		14	max	103.725	2	537.576	6	314.21	4	-.091	3	.445	6	.805	8
628			min	-1289.424	5	53.04	1	-1147.744	7	-.445	8	.1	1	.115	3
629		15	max	103.725	2	537.576	6	314.21	4	-.091	3	.437	6	.801	8
630			min	-1289.424	5	53.04	1	-1147.744	7	-.445	8	.095	1	.114	3
631		16	max	103.725	2	537.576	6	314.21	4	-.091	3	.429	6	.796	8
632			min	-1289.424	5	53.04	1	-1147.744	7	-.445	8	.091	1	.113	3
633		17	max	103.725	2	537.576	6	314.21	4	-.091	3	.421	6	.792	8
634			min	-1289.424	5	53.04	1	-1147.744	7	-.445	8	.087	1	.112	3
635		18	max	103.725	2	537.576	6	314.21	4	-.091	3	.413	6	.787	8
636			min	-1289.424	5	53.04	1	-1147.744	7	-.445	8	.082	1	.11	3
637		19	max	103.725	2	537.576	6	314.21	4	-.091	3	.404	6	.782	8
638			min	-1289.424	5	53.04	1	-1147.744	7	-.445	8	.078	1	.109	3
639		20	max	103.725	2	537.576	6	314.21	4	-.091	3	.396	6	.778	8
640			min	-1289.424	5	53.04	1	-1147.744	7	-.445	8	.074	1	.108	3

Envelope Member Section Forces (Continued)

	Member	Sec		Axial[lb]	LC	y Shear[lb]	LC	z Shear[lb]	LC	Torque[k-...	LC	y-y Mome...	LC	z-z Mome...	LC
641	M71	1	max	804.794	8	562.391	3	1152.692	1	0	11	.057	2	.015	3
642			min	143.351	3	-345.923	4	-866.761	2	0	1	-.137	5	-.072	8
643		2	max	804.794	8	562.391	3	1152.692	1	0	11	.048	2	.009	3
644			min	143.351	3	-345.923	4	-866.761	2	0	1	-.13	5	-.073	8
645		3	max	804.794	8	562.391	3	1152.692	1	0	11	.038	2	.003	3
646			min	143.351	3	-345.923	4	-866.761	2	0	1	-.124	5	-.075	8
647		4	max	804.794	8	562.391	3	1152.692	1	0	11	.029	2	-.002	1
648			min	143.351	3	-345.923	4	-866.761	2	0	1	-.117	5	-.076	8
649		5	max	804.794	8	562.391	3	1152.692	1	0	11	.02	9	-.003	1
650			min	143.351	3	-345.923	4	-866.761	2	0	1	-.11	5	-.078	8
651		6	max	804.794	8	562.391	3	1152.692	1	0	11	.023	9	-.003	1
652			min	143.351	3	-345.923	4	-866.761	2	0	1	-.103	5	-.08	6
653		7	max	804.794	8	562.391	3	1152.692	1	0	11	.027	9	-.004	1
654			min	143.351	3	-345.923	4	-866.761	2	0	1	-.096	5	-.083	6
655		8	max	804.794	8	562.391	3	1152.692	1	0	11	.031	9	-.004	1
656			min	143.351	3	-345.923	4	-866.761	2	0	1	-.089	5	-.086	6
657		9	max	804.794	8	562.391	3	1152.692	1	0	11	.034	9	-.005	1
658			min	143.351	3	-345.923	4	-866.761	2	0	1	-.083	5	-.09	6
659		10	max	804.794	8	562.391	3	1152.692	1	0	11	.038	9	-.005	1
660			min	143.351	3	-345.923	4	-866.761	2	0	1	-.076	5	-.093	6
661		11	max	804.794	8	562.391	3	1152.692	1	0	11	.042	9	-.006	1
662			min	143.351	3	-345.923	4	-866.761	2	0	1	-.069	5	-.096	6
663		12	max	804.794	8	562.391	3	1152.692	1	0	11	.045	9	-.006	1
664			min	143.351	3	-345.923	4	-866.761	2	0	1	-.062	5	-.099	6
665		13	max	804.794	8	562.391	3	1152.692	1	0	11	.049	9	-.006	10
666			min	143.351	3	-345.923	4	-866.761	2	0	1	-.057	2	-.102	6
667		14	max	804.794	8	562.391	3	1152.692	1	0	11	.052	9	-.004	10
668			min	143.351	3	-345.923	4	-866.761	2	0	1	-.066	2	-.106	6
669		15	max	804.794	8	562.391	3	1152.692	1	0	11	.056	9	-.003	10
670			min	143.351	3	-345.923	4	-866.761	2	0	1	-.076	2	-.11	7
671		16	max	804.794	8	562.391	3	1152.692	1	0	11	.065	1	0	4
672			min	143.351	3	-345.923	4	-866.761	2	0	1	-.085	2	-.115	7
673		17	max	804.794	8	562.391	3	1152.692	1	0	11	.077	1	.003	4
674			min	143.351	3	-345.923	4	-866.761	2	0	1	-.095	2	-.119	7
675		18	max	804.794	8	562.391	3	1152.692	1	0	11	.09	1	.007	4
676			min	143.351	3	-345.923	4	-866.761	2	0	1	-.104	2	-.124	7
677		19	max	804.794	8	562.391	3	1152.692	1	0	11	.102	1	.011	4
678			min	143.351	3	-345.923	4	-866.761	2	0	1	-.114	2	-.128	7
679		20	max	804.794	8	562.391	3	1152.692	1	0	11	.115	1	.015	4
680			min	143.351	3	-345.923	4	-866.761	2	0	1	-.123	2	-.133	7
681	M72	1	max	1152.544	1	806.045	8	562.087	3	.015	4	0	2	.115	1
682			min	-865.556	2	143.678	3	-345.757	4	-.133	7	0	1	-.123	2
683		2	max	1152.544	1	806.045	8	562.087	3	.015	4	.015	3	.109	1
684			min	-865.556	2	143.678	3	-345.757	4	-.133	7	-.009	4	-.133	2
685		3	max	1152.544	1	806.045	8	562.087	3	.015	4	.031	3	.104	1
686			min	-865.556	2	143.678	3	-345.757	4	-.133	7	-.019	4	-.143	2
687		4	max	1152.544	1	806.045	8	562.087	3	.015	4	.046	3	.098	1
688			min	-865.556	2	143.678	3	-345.757	4	-.133	7	-.028	4	-.152	2
689		5	max	1152.544	1	806.045	8	562.087	3	.015	4	.062	3	.092	1
690			min	-865.556	2	143.678	3	-345.757	4	-.133	7	-.038	4	-.162	2
691		6	max	1152.544	1	806.045	8	562.087	3	.015	4	.077	3	.087	1
692			min	-865.556	2	143.678	3	-345.757	4	-.133	7	-.047	4	-.172	2

Envelope Member Section Forces (Continued)

	Member	Sec		Axial[lb]	LC	y Shear[lb]	LC	z Shear[lb]	LC	Torque[k-...	LC	y-y Mome...	LC	z-z Mome...	LC
693		7	max	1152.544	1	806.045	8	562.087	3	.015	4	.092	3	.081	1
694			min	-865.556	2	143.678	3	-345.757	4	-.133	7	-.057	4	-.182	2
695		8	max	1152.544	1	806.045	8	562.087	3	.015	4	.108	3	.076	1
696			min	-865.556	2	143.678	3	-345.757	4	-.133	7	-.066	4	-.192	2
697		9	max	1152.544	1	806.045	8	562.087	3	.015	4	.123	3	.07	1
698			min	-865.556	2	143.678	3	-345.757	4	-.133	7	-.076	4	-.201	2
699		10	max	1152.544	1	806.045	8	562.087	3	.015	4	.139	3	.064	1
700			min	-865.556	2	143.678	3	-345.757	4	-.133	7	-.085	4	-.211	2
701		11	max	1152.544	1	806.045	8	562.087	3	.015	4	.154	3	.059	1
702			min	-865.556	2	143.678	3	-345.757	4	-.133	7	-.095	4	-.232	8
703		12	max	1152.544	1	806.045	8	562.087	3	.015	4	.169	3	.053	1
704			min	-865.556	2	143.678	3	-345.757	4	-.133	7	-.104	4	-.254	8
705		13	max	1152.544	1	806.045	8	562.087	3	.015	4	.185	3	.047	1
706			min	-865.556	2	143.678	3	-345.757	4	-.133	7	-.114	4	-.276	8
707		14	max	1152.544	1	806.045	8	562.087	3	.015	4	.2	3	.042	1
708			min	-865.556	2	143.678	3	-345.757	4	-.133	7	-.123	4	-.298	8
709		15	max	1152.544	1	806.045	8	562.087	3	.015	4	.216	3	.036	1
710			min	-865.556	2	143.678	3	-345.757	4	-.133	7	-.133	4	-.32	8
711		16	max	1152.544	1	806.045	8	562.087	3	.015	4	.231	3	.03	1
712			min	-865.556	2	143.678	3	-345.757	4	-.133	7	-.142	4	-.342	8
713		17	max	1152.544	1	806.045	8	562.087	3	.015	4	.247	3	.025	1
714			min	-865.556	2	143.678	3	-345.757	4	-.133	7	-.152	4	-.365	8
715		18	max	1152.544	1	806.045	8	562.087	3	.015	4	.262	3	.019	1
716			min	-865.556	2	143.678	3	-345.757	4	-.133	7	-.161	4	-.387	8
717		19	max	1152.544	1	806.045	8	562.087	3	.015	4	.277	3	.014	1
718			min	-865.556	2	143.678	3	-345.757	4	-.133	7	-.171	4	-.409	8
719		20	max	1152.544	1	806.045	8	562.087	3	.015	4	.293	3	.008	1
720			min	-865.556	2	143.678	3	-345.757	4	-.133	7	-.18	4	-.431	8
721	M74A	1	max	631.676	9	1084.827	5	184.483	4	0	11	.101	6	.471	7
722			min	-9.04	3	6.062	2	-304.075	3	0	1	-.012	9	-.014	9
723		2	max	631.676	9	1084.827	5	184.483	4	0	11	.099	6	.46	7
724			min	-9.04	3	6.062	2	-304.075	3	0	1	-.012	9	-.022	9
725		3	max	631.676	9	1084.827	5	184.483	4	0	11	.097	6	.448	7
726			min	-9.04	3	6.062	2	-304.075	3	0	1	-.013	9	-.029	9
727		4	max	631.676	9	1084.827	5	184.483	4	0	11	.096	6	.436	7
728			min	-9.04	3	6.062	2	-304.075	3	0	1	-.013	9	-.037	9
729		5	max	631.676	9	1084.827	5	184.483	4	0	11	.094	6	.424	7
730			min	-9.04	3	6.062	2	-304.075	3	0	1	-.014	9	-.045	9
731		6	max	631.676	9	1084.827	5	184.483	4	0	11	.092	6	.413	7
732			min	-9.04	3	6.062	2	-304.075	3	0	1	-.014	9	-.052	9
733		7	max	631.676	9	1084.827	5	184.483	4	0	11	.09	6	.401	7
734			min	-9.04	3	6.062	2	-304.075	3	0	1	-.015	9	-.06	9
735		8	max	631.676	9	1084.827	5	184.483	4	0	11	.089	6	.389	7
736			min	-9.04	3	6.062	2	-304.075	3	0	1	-.015	9	-.068	9
737		9	max	631.676	9	1084.827	5	184.483	4	0	11	.087	6	.377	7
738			min	-9.04	3	6.062	2	-304.075	3	0	1	-.016	9	-.075	9
739		10	max	631.676	9	1084.827	5	184.483	4	0	11	.085	6	.366	6
740			min	-9.04	3	6.062	2	-304.075	3	0	1	-.016	9	-.083	9
741		11	max	631.676	9	1084.827	5	184.483	4	0	11	.083	6	.357	6
742			min	-9.04	3	6.062	2	-304.075	3	0	1	-.017	9	-.091	9
743		12	max	631.676	9	1084.827	5	184.483	4	0	11	.081	6	.347	6
744			min	-9.04	3	6.062	2	-304.075	3	0	1	-.017	9	-.098	9

Envelope Member Section Forces (Continued)

	Member	Sec		Axial[lb]	LC	y Shear[lb]	LC	z Shear[lb]	LC	Torque[k-...	LC	y-y Mome...	LC	z-z Mome...	LC
745		13	max	631.676	9	1084.827	5	184.483	4	0	11	.08	6	.337	6
746			min	-9.04	3	6.062	2	-304.075	3	0	1	-.018	9	-.106	9
747		14	max	631.676	9	1084.827	5	184.483	4	0	11	.078	6	.328	6
748			min	-9.04	3	6.062	2	-304.075	3	0	1	-.018	9	-.114	9
749		15	max	631.676	9	1084.827	5	184.483	4	0	11	.076	6	.318	6
750			min	-9.04	3	6.062	2	-304.075	3	0	1	-.019	9	-.122	9
751		16	max	631.676	9	1084.827	5	184.483	4	0	11	.074	6	.309	6
752			min	-9.04	3	6.062	2	-304.075	3	0	1	-.019	9	-.129	9
753		17	max	631.676	9	1084.827	5	184.483	4	0	11	.073	6	.299	6
754			min	-9.04	3	6.062	2	-304.075	3	0	1	-.02	9	-.137	9
755		18	max	631.676	9	1084.827	5	184.483	4	0	11	.071	6	.29	6
756			min	-9.04	3	6.062	2	-304.075	3	0	1	-.02	9	-.145	9
757		19	max	631.676	9	1084.827	5	184.483	4	0	11	.069	6	.28	6
758			min	-9.04	3	6.062	2	-304.075	3	0	1	-.021	9	-.152	9
759		20	max	631.676	9	1084.827	5	184.483	4	0	11	.067	6	.27	6
760			min	-9.04	3	6.062	2	-304.075	3	0	1	-.021	9	-.16	9
761	M75C	1	max	184.735	4	631.569	9	1085.472	5	.271	6	0	1	.066	6
762			min	-300.833	3	-9.162	3	6.426	2	-.16	9	0	3	-.02	9
763		2	max	184.735	4	631.569	9	1085.472	5	.271	6	.03	5	.057	6
764			min	-300.833	3	-9.162	3	6.426	2	-.16	9	0	2	-.038	9
765		3	max	184.735	4	631.569	9	1085.472	5	.271	6	.06	5	.049	6
766			min	-300.833	3	-9.162	3	6.426	2	-.16	9	0	2	-.055	9
767		4	max	184.735	4	631.569	9	1085.472	5	.271	6	.09	5	.04	6
768			min	-300.833	3	-9.162	3	6.426	2	-.16	9	0	2	-.073	9
769		5	max	184.735	4	631.569	9	1085.472	5	.271	6	.12	5	.034	2
770			min	-300.833	3	-9.162	3	6.426	2	-.16	9	0	2	-.09	9
771		6	max	184.735	4	631.569	9	1085.472	5	.271	6	.149	5	.03	2
772			min	-300.833	3	-9.162	3	6.426	2	-.16	9	0	2	-.107	9
773		7	max	184.735	4	631.569	9	1085.472	5	.271	6	.179	5	.025	2
774			min	-300.833	3	-9.162	3	6.426	2	-.16	9	.001	2	-.125	9
775		8	max	184.735	4	631.569	9	1085.472	5	.271	6	.209	5	.02	2
776			min	-300.833	3	-9.162	3	6.426	2	-.16	9	.001	2	-.142	9
777		9	max	184.735	4	631.569	9	1085.472	5	.271	6	.239	5	.015	2
778			min	-300.833	3	-9.162	3	6.426	2	-.16	9	.001	2	-.159	9
779		10	max	184.735	4	631.569	9	1085.472	5	.271	6	.269	5	.01	2
780			min	-300.833	3	-9.162	3	6.426	2	-.16	9	.002	2	-.177	9
781		11	max	184.735	4	631.569	9	1085.472	5	.271	6	.299	5	.005	2
782			min	-300.833	3	-9.162	3	6.426	2	-.16	9	.002	2	-.194	9
783		12	max	184.735	4	631.569	9	1085.472	5	.271	6	.329	5	.005	3
784			min	-300.833	3	-9.162	3	6.426	2	-.16	9	.002	2	-.212	9
785		13	max	184.735	4	631.569	9	1085.472	5	.271	6	.359	5	.005	3
786			min	-300.833	3	-9.162	3	6.426	2	-.16	9	.002	2	-.229	9
787		14	max	184.735	4	631.569	9	1085.472	5	.271	6	.389	5	.005	3
788			min	-300.833	3	-9.162	3	6.426	2	-.16	9	.002	2	-.246	9
789		15	max	184.735	4	631.569	9	1085.472	5	.271	6	.418	5	.006	3
790			min	-300.833	3	-9.162	3	6.426	2	-.16	9	.002	2	-.264	9
791		16	max	184.735	4	631.569	9	1085.472	5	.271	6	.448	5	.006	3
792			min	-300.833	3	-9.162	3	6.426	2	-.16	9	.003	2	-.281	9
793		17	max	184.735	4	631.569	9	1085.472	5	.271	6	.478	5	.006	3
794			min	-300.833	3	-9.162	3	6.426	2	-.16	9	.003	2	-.299	9
795		18	max	184.735	4	631.569	9	1085.472	5	.271	6	.508	5	.006	3
796			min	-300.833	3	-9.162	3	6.426	2	-.16	9	.003	2	-.316	9

Envelope Member Section Forces (Continued)

	Member	Sec		Axial[lb]	LC	y Shear[lb]	LC	z Shear[lb]	LC	Torque[k-...	LC	y-y Mome...	LC	z-z Mome...	LC
797		19	max	184.735	4	631.569	9	1085.472	5	.271	6	.538	5	.007	3
798			min	-300.833	3	-9.162	3	6.426	2	-.16	9	.003	2	-.333	9
799		20	max	184.735	4	631.569	9	1085.472	5	.271	6	.568	5	.007	3
800			min	-300.833	3	-9.162	3	6.426	2	-.16	9	.003	2	-.351	9
801	M75A	1	max	733.665	6	627.052	3	570.792	1	0	11	.103	6	.39	3
802			min	160.778	1	-362.025	4	-337.352	2	0	1	-.04	1	-.295	4
803		2	max	733.665	6	627.052	3	570.792	1	0	11	.104	6	.383	3
804			min	160.778	1	-362.025	4	-337.352	2	0	1	-.034	1	-.291	4
805		3	max	733.665	6	627.052	3	570.792	1	0	11	.106	6	.376	3
806			min	160.778	1	-362.025	4	-337.352	2	0	1	-.027	1	-.287	4
807		4	max	733.665	6	627.052	3	570.792	1	0	11	.108	6	.369	3
808			min	160.778	1	-362.025	4	-337.352	2	0	1	-.021	1	-.283	4
809		5	max	733.665	6	627.052	3	570.792	1	0	11	.11	6	.363	3
810			min	160.778	1	-362.025	4	-337.352	2	0	1	-.015	1	-.279	4
811		6	max	733.665	6	627.052	3	570.792	1	0	11	.111	6	.356	3
812			min	160.778	1	-362.025	4	-337.352	2	0	1	-.009	1	-.275	4
813		7	max	733.665	6	627.052	3	570.792	1	0	11	.113	6	.349	3
814			min	160.778	1	-362.025	4	-337.352	2	0	1	-.002	1	-.271	4
815		8	max	733.665	6	627.052	3	570.792	1	0	11	.115	6	.342	3
816			min	160.778	1	-362.025	4	-337.352	2	0	1	.004	1	-.267	4
817		9	max	733.665	6	627.052	3	570.792	1	0	11	.117	6	.335	3
818			min	160.778	1	-362.025	4	-337.352	2	0	1	.01	1	-.263	4
819		10	max	733.665	6	627.052	3	570.792	1	0	11	.118	6	.328	3
820			min	160.778	1	-362.025	4	-337.352	2	0	1	.016	1	-.259	4
821		11	max	733.665	6	627.052	3	570.792	1	0	11	.122	8	.321	3
822			min	160.778	1	-362.025	4	-337.352	2	0	1	.019	3	-.255	4
823		12	max	733.665	6	627.052	3	570.792	1	0	11	.125	8	.314	3
824			min	160.778	1	-362.025	4	-337.352	2	0	1	.018	3	-.251	4
825		13	max	733.665	6	627.052	3	570.792	1	0	11	.129	8	.308	3
826			min	160.778	1	-362.025	4	-337.352	2	0	1	.018	3	-.247	4
827		14	max	733.665	6	627.052	3	570.792	1	0	11	.132	8	.301	3
828			min	160.778	1	-362.025	4	-337.352	2	0	1	.018	3	-.243	4
829		15	max	733.665	6	627.052	3	570.792	1	0	11	.136	8	.294	3
830			min	160.778	1	-362.025	4	-337.352	2	0	1	.017	3	-.239	4
831		16	max	733.665	6	627.052	3	570.792	1	0	11	.14	8	.287	3
832			min	160.778	1	-362.025	4	-337.352	2	0	1	.017	3	-.235	4
833		17	max	733.665	6	627.052	3	570.792	1	0	11	.143	8	.28	3
834			min	160.778	1	-362.025	4	-337.352	2	0	1	.017	3	-.231	4
835		18	max	733.665	6	627.052	3	570.792	1	0	11	.147	8	.273	3
836			min	160.778	1	-362.025	4	-337.352	2	0	1	.016	3	-.227	4
837		19	max	733.665	6	627.052	3	570.792	1	0	11	.151	8	.266	3
838			min	160.778	1	-362.025	4	-337.352	2	0	1	.016	3	-.223	4
839		20	max	733.665	6	627.052	3	570.792	1	0	11	.154	8	.259	3
840			min	160.778	1	-362.025	4	-337.352	2	0	1	.016	3	-.219	4
841	M76	1	max	626.739	3	734.638	6	337.003	2	.154	8	0	2	.219	4
842			min	-361.029	4	161.239	1	-570.161	1	.016	3	0	4	-.259	3
843		2	max	626.739	3	734.638	6	337.003	2	.154	8	.009	2	.212	4
844			min	-361.029	4	161.239	1	-570.161	1	.016	3	-.016	1	-.266	3
845		3	max	626.739	3	734.638	6	337.003	2	.154	8	.018	2	.204	4
846			min	-361.029	4	161.239	1	-570.161	1	.016	3	-.031	1	-.273	3
847		4	max	626.739	3	734.638	6	337.003	2	.154	8	.028	2	.197	4
848			min	-361.029	4	161.239	1	-570.161	1	.016	3	-.047	1	-.28	3

Envelope Member Section Forces (Continued)

	Member	Sec		Axial[lb]	LC	y Shear[lb]	LC	z Shear[lb]	LC	Torque[k-...	LC	y-y Mome...	LC	z-z Mome...	LC
849		5	max	626.739	3	734.638	6	337.003	2	.154	8	.037	2	.189	4
850			min	-361.029	4	161.239	1	-570.161	1	.016	3	-.063	1	-.287	3
851		6	max	626.739	3	734.638	6	337.003	2	.154	8	.046	2	.182	4
852			min	-361.029	4	161.239	1	-570.161	1	.016	3	-.078	1	-.294	3
853		7	max	626.739	3	734.638	6	337.003	2	.154	8	.055	2	.175	4
854			min	-361.029	4	161.239	1	-570.161	1	.016	3	-.094	1	-.301	3
855		8	max	626.739	3	734.638	6	337.003	2	.154	8	.065	2	.167	4
856			min	-361.029	4	161.239	1	-570.161	1	.016	3	-.109	1	-.308	3
857		9	max	626.739	3	734.638	6	337.003	2	.154	8	.074	2	.16	4
858			min	-361.029	4	161.239	1	-570.161	1	.016	3	-.125	1	-.315	3
859		10	max	626.739	3	734.638	6	337.003	2	.154	8	.083	2	.152	4
860			min	-361.029	4	161.239	1	-570.161	1	.016	3	-.141	1	-.322	3
861		11	max	626.739	3	734.638	6	337.003	2	.154	8	.092	2	.145	4
862			min	-361.029	4	161.239	1	-570.161	1	.016	3	-.156	1	-.329	3
863		12	max	626.739	3	734.638	6	337.003	2	.154	8	.102	2	.138	4
864			min	-361.029	4	161.239	1	-570.161	1	.016	3	-.172	1	-.336	3
865		13	max	626.739	3	734.638	6	337.003	2	.154	8	.111	2	.13	4
866			min	-361.029	4	161.239	1	-570.161	1	.016	3	-.188	1	-.352	7
867		14	max	626.739	3	734.638	6	337.003	2	.154	8	.12	2	.123	4
868			min	-361.029	4	161.239	1	-570.161	1	.016	3	-.203	1	-.371	7
869		15	max	626.739	3	734.638	6	337.003	2	.154	8	.129	2	.115	4
870			min	-361.029	4	161.239	1	-570.161	1	.016	3	-.219	1	-.391	7
871		16	max	626.739	3	734.638	6	337.003	2	.154	8	.139	2	.108	4
872			min	-361.029	4	161.239	1	-570.161	1	.016	3	-.234	1	-.41	7
873		17	max	626.739	3	734.638	6	337.003	2	.154	8	.148	2	.101	4
874			min	-361.029	4	161.239	1	-570.161	1	.016	3	-.25	1	-.429	7
875		18	max	626.739	3	734.638	6	337.003	2	.154	8	.157	2	.093	4
876			min	-361.029	4	161.239	1	-570.161	1	.016	3	-.266	1	-.448	7
877		19	max	626.739	3	734.638	6	337.003	2	.154	8	.166	2	.086	4
878			min	-361.029	4	161.239	1	-570.161	1	.016	3	-.281	1	-.467	7
879		20	max	626.739	3	734.638	6	337.003	2	.154	8	.176	2	.078	4
880			min	-361.029	4	161.239	1	-570.161	1	.016	3	-.297	1	-.487	7
881	M77	1	max	510.437	6	350.586	3	1124.683	5	0	11	-.048	2	.01	3
882			min	75.349	1	-415.985	4	-117.085	2	0	1	-.43	5	-.109	8
883		2	max	510.437	6	350.586	3	1124.683	5	0	11	-.049	2	.007	3
884			min	75.349	1	-415.985	4	-117.085	2	0	1	-.417	5	-.107	8
885		3	max	510.437	6	350.586	3	1124.683	5	0	11	-.051	2	.003	3
886			min	75.349	1	-415.985	4	-117.085	2	0	1	-.405	5	-.105	8
887		4	max	510.437	6	350.586	3	1124.683	5	0	11	-.052	2	-.001	3
888			min	75.349	1	-415.985	4	-117.085	2	0	1	-.393	5	-.103	8
889		5	max	510.437	6	350.586	3	1124.683	5	0	11	-.053	2	-.005	3
890			min	75.349	1	-415.985	4	-117.085	2	0	1	-.382	8	-.101	8
891		6	max	510.437	6	350.586	3	1124.683	5	0	11	-.047	3	-.009	3
892			min	75.349	1	-415.985	4	-117.085	2	0	1	-.373	8	-.099	8
893		7	max	510.437	6	350.586	3	1124.683	5	0	11	-.038	3	-.013	3
894			min	75.349	1	-415.985	4	-117.085	2	0	1	-.363	8	-.097	8
895		8	max	510.437	6	350.586	3	1124.683	5	0	11	-.029	3	-.016	3
896			min	75.349	1	-415.985	4	-117.085	2	0	1	-.353	8	-.095	8
897		9	max	510.437	6	350.586	3	1124.683	5	0	11	-.021	3	-.02	3
898			min	75.349	1	-415.985	4	-117.085	2	0	1	-.343	8	-.093	8
899		10	max	510.437	6	350.586	3	1124.683	5	0	11	-.012	3	-.024	3
900			min	75.349	1	-415.985	4	-117.085	2	0	1	-.334	8	-.091	8

Envelope Member Section Forces (Continued)

	Member	Sec		Axial[lb]	LC	y Shear[lb]	LC	z Shear[lb]	LC	Torque[k-...	LC	y-y Mome...	LC	z-z Mome...	LC
901		11	max	510.437	6	350.586	3	1124.683	5	0	11	-.004	3	-.028	3
902			min	75.349	1	-415.985	4	-117.085	2	0	1	-.324	8	-.089	8
903		12	max	510.437	6	350.586	3	1124.683	5	0	11	.005	3	-.028	1
904			min	75.349	1	-415.985	4	-117.085	2	0	1	-.314	8	-.087	8
905		13	max	510.437	6	350.586	3	1124.683	5	0	11	.014	3	-.024	1
906			min	75.349	1	-415.985	4	-117.085	2	0	1	-.304	8	-.086	6
907		14	max	510.437	6	350.586	3	1124.683	5	0	11	.022	3	-.02	1
908			min	75.349	1	-415.985	4	-117.085	2	0	1	-.295	8	-.086	6
909		15	max	510.437	6	350.586	3	1124.683	5	0	11	.031	3	-.016	4
910			min	75.349	1	-415.985	4	-117.085	2	0	1	-.285	8	-.086	6
911		16	max	510.437	6	350.586	3	1124.683	5	0	11	.039	3	-.011	4
912			min	75.349	1	-415.985	4	-117.085	2	0	1	-.275	8	-.086	6
913		17	max	510.437	6	350.586	3	1124.683	5	0	11	.048	3	-.007	4
914			min	75.349	1	-415.985	4	-117.085	2	0	1	-.265	8	-.086	6
915		18	max	510.437	6	350.586	3	1124.683	5	0	11	.057	3	-.002	4
916			min	75.349	1	-415.985	4	-117.085	2	0	1	-.256	8	-.086	6
917		19	max	510.437	6	350.586	3	1124.683	5	0	11	.065	3	.002	4
918			min	75.349	1	-415.985	4	-117.085	2	0	1	-.246	8	-.086	6
919		20	max	510.437	6	350.586	3	1124.683	5	0	11	.074	3	.007	4
920			min	75.349	1	-415.985	4	-117.085	2	0	1	-.236	8	-.086	6
921	M78	1	max	353.781	3	510.426	6	117.293	2	.074	3	0	1	.085	6
922			min	-415.322	4	75.051	1	-1125.573	5	-.237	8	0	3	-.008	4
923		2	max	353.781	3	510.426	6	117.293	2	.074	3	.003	2	.071	7
924			min	-415.322	4	75.051	1	-1125.573	5	-.237	8	-.031	5	-.014	4
925		3	max	353.781	3	510.426	6	117.293	2	.074	3	.006	2	.058	7
926			min	-415.322	4	75.051	1	-1125.573	5	-.237	8	-.062	5	-.02	4
927		4	max	353.781	3	510.426	6	117.293	2	.074	3	.01	2	.051	3
928			min	-415.322	4	75.051	1	-1125.573	5	-.237	8	-.093	5	-.026	4
929		5	max	353.781	3	510.426	6	117.293	2	.074	3	.013	2	.047	3
930			min	-415.322	4	75.051	1	-1125.573	5	-.237	8	-.124	5	-.031	4
931		6	max	353.781	3	510.426	6	117.293	2	.074	3	.016	2	.043	3
932			min	-415.322	4	75.051	1	-1125.573	5	-.237	8	-.155	5	-.037	4
933		7	max	353.781	3	510.426	6	117.293	2	.074	3	.019	2	.039	3
934			min	-415.322	4	75.051	1	-1125.573	5	-.237	8	-.186	5	-.043	4
935		8	max	353.781	3	510.426	6	117.293	2	.074	3	.023	2	.035	3
936			min	-415.322	4	75.051	1	-1125.573	5	-.237	8	-.217	5	-.049	4
937		9	max	353.781	3	510.426	6	117.293	2	.074	3	.026	2	.031	3
938			min	-415.322	4	75.051	1	-1125.573	5	-.237	8	-.248	5	-.055	4
939		10	max	353.781	3	510.426	6	117.293	2	.074	3	.029	2	.027	3
940			min	-415.322	4	75.051	1	-1125.573	5	-.237	8	-.279	5	-.061	4
941		11	max	353.781	3	510.426	6	117.293	2	.074	3	.032	2	.023	3
942			min	-415.322	4	75.051	1	-1125.573	5	-.237	8	-.31	5	-.067	4
943		12	max	353.781	3	510.426	6	117.293	2	.074	3	.036	2	.019	3
944			min	-415.322	4	75.051	1	-1125.573	5	-.237	8	-.341	5	-.079	8
945		13	max	353.781	3	510.426	6	117.293	2	.074	3	.039	2	.015	3
946			min	-415.322	4	75.051	1	-1125.573	5	-.237	8	-.372	5	-.092	8
947		14	max	353.781	3	510.426	6	117.293	2	.074	3	.042	2	.011	3
948			min	-415.322	4	75.051	1	-1125.573	5	-.237	8	-.403	5	-.106	8
949		15	max	353.781	3	510.426	6	117.293	2	.074	3	.045	2	.007	3
950			min	-415.322	4	75.051	1	-1125.573	5	-.237	8	-.434	5	-.119	8
951		16	max	353.781	3	510.426	6	117.293	2	.074	3	.048	2	.003	3
952			min	-415.322	4	75.051	1	-1125.573	5	-.237	8	-.465	5	-.133	8

Envelope Member Section Forces (Continued)

	Member	Sec		Axial[lb]	LC	y Shear[lb]	LC	z Shear[lb]	LC	Torque[k-...	LC	y-y Mome...	LC	z-z Mome...	LC
953		17	max	353.781	3	510.426	6	117.293	2	.074	3	.052	2	-.001	3
954			min	-415.322	4	75.051	1	-1125.573	5	-.237	8	-.496	5	-.146	8
955		18	max	353.781	3	510.426	6	117.293	2	.074	3	.055	2	-.005	3
956			min	-415.322	4	75.051	1	-1125.573	5	-.237	8	-.527	5	-.16	8
957		19	max	353.781	3	510.426	6	117.293	2	.074	3	.058	2	-.009	3
958			min	-415.322	4	75.051	1	-1125.573	5	-.237	8	-.558	5	-.174	8
959		20	max	353.781	3	510.426	6	117.293	2	.074	3	.061	2	-.013	3
960			min	-415.322	4	75.051	1	-1125.573	5	-.237	8	-.589	5	-.187	8
961	M100	1	max	203.558	3	424.911	7	20.839	4	0	4	.005	3	.488	6
962			min	-2875.975	8	92.002	4	-10.936	3	-.004	7	-.009	4	.062	1
963		2	max	203.558	3	424.911	7	20.839	4	0	4	.004	3	.485	6
964			min	-2875.975	8	92.002	4	-10.936	3	-.004	7	-.009	4	.061	1
965		3	max	203.558	3	424.911	7	20.839	4	0	4	.004	3	.481	6
966			min	-2875.975	8	92.002	4	-10.936	3	-.004	7	-.009	4	.06	1
967		4	max	203.558	3	424.911	7	20.839	4	0	4	.004	3	.477	6
968			min	-2875.975	8	92.002	4	-10.936	3	-.004	7	-.009	4	.059	1
969		5	max	203.558	3	424.911	7	20.839	4	0	4	.004	3	.474	6
970			min	-2875.975	8	92.002	4	-10.936	3	-.004	7	-.008	4	.058	1
971		6	max	203.558	3	424.911	7	20.839	4	0	4	.004	3	.47	6
972			min	-2875.975	8	92.002	4	-10.936	3	-.004	7	-.008	4	.057	1
973		7	max	203.558	3	424.911	7	20.839	4	0	4	.004	3	.466	6
974			min	-2875.975	8	92.002	4	-10.936	3	-.004	7	-.008	4	.056	1
975		8	max	203.558	3	424.911	7	20.839	4	0	4	.004	3	.462	6
976			min	-2875.975	8	92.002	4	-10.936	3	-.004	7	-.008	4	.055	1
977		9	max	203.558	3	424.911	7	20.839	4	0	4	.004	3	.459	6
978			min	-2875.975	8	92.002	4	-10.936	3	-.004	7	-.008	4	.054	1
979		10	max	203.558	3	424.911	7	20.839	4	0	4	.004	3	.455	6
980			min	-2875.975	8	92.002	4	-10.936	3	-.004	7	-.008	4	.054	1
981		11	max	203.558	3	424.911	7	20.839	4	0	4	.004	3	.451	6
982			min	-2875.975	8	92.002	4	-10.936	3	-.004	7	-.007	4	.053	1
983		12	max	203.558	3	424.911	7	20.839	4	0	4	.003	3	.448	6
984			min	-2875.975	8	92.002	4	-10.936	3	-.004	7	-.007	4	.052	1
985		13	max	203.558	3	424.911	7	20.839	4	0	4	.003	3	.444	6
986			min	-2875.975	8	92.002	4	-10.936	3	-.004	7	-.007	4	.051	1
987		14	max	203.558	3	424.911	7	20.839	4	0	4	.003	3	.44	6
988			min	-2875.975	8	92.002	4	-10.936	3	-.004	7	-.007	4	.05	1
989		15	max	203.558	3	424.911	7	20.839	4	0	4	.003	3	.436	6
990			min	-2875.975	8	92.002	4	-10.936	3	-.004	7	-.007	4	.049	1
991		16	max	203.558	3	424.911	7	20.839	4	0	4	.003	3	.433	6
992			min	-2875.975	8	92.002	4	-10.936	3	-.004	7	-.006	4	.048	1
993		17	max	203.558	3	424.911	7	20.839	4	0	4	.003	3	.429	6
994			min	-2875.975	8	92.002	4	-10.936	3	-.004	7	-.006	4	.047	1
995		18	max	203.558	3	424.911	7	20.839	4	0	4	.003	3	.425	6
996			min	-2875.975	8	92.002	4	-10.936	3	-.004	7	-.006	4	.046	1
997		19	max	203.558	3	424.911	7	20.839	4	0	4	.003	3	.422	6
998			min	-2875.975	8	92.002	4	-10.936	3	-.004	7	-.006	4	.045	1
999		20	max	203.558	3	424.911	7	20.839	4	0	4	.003	3	.418	6
1000			min	-2875.975	8	92.002	4	-10.936	3	-.004	7	-.006	4	.045	1
1001	M101	1	max	495.14	3	221.612	6	10.464	4	.002	2	.005	3	.384	6
1002			min	-1850.149	8	35.561	1	-9.29	3	0	1	-.006	4	.053	1
1003		2	max	495.14	3	221.612	6	10.464	4	.002	2	.005	3	.382	6
1004			min	-1850.149	8	35.561	1	-9.29	3	0	1	-.006	4	.053	1

Envelope Member Section Forces (Continued)

	Member	Sec		Axial[lb]	LC	y Shear[lb]	LC	z Shear[lb]	LC	Torque[k-...	LC	y-y Mome...	LC	z-z Mome...	LC
1005		3	max	495.14	3	221.612	6	10.464	4	.002	2	.005	3	.38	6
1006			min	-1850.149	8	35.561	1	-9.29	3	0	1	-.006	4	.052	1
1007		4	max	495.14	3	221.612	6	10.464	4	.002	2	.005	3	.378	6
1008			min	-1850.149	8	35.561	1	-9.29	3	0	1	-.005	4	.052	1
1009		5	max	495.14	3	221.612	6	10.464	4	.002	2	.005	3	.377	6
1010			min	-1850.149	8	35.561	1	-9.29	3	0	1	-.005	4	.052	1
1011		6	max	495.14	3	221.612	6	10.464	4	.002	2	.005	3	.375	6
1012			min	-1850.149	8	35.561	1	-9.29	3	0	1	-.005	4	.052	1
1013		7	max	495.14	3	221.612	6	10.464	4	.002	2	.004	3	.373	6
1014			min	-1850.149	8	35.561	1	-9.29	3	0	1	-.005	4	.051	1
1015		8	max	495.14	3	221.612	6	10.464	4	.002	2	.004	3	.371	6
1016			min	-1850.149	8	35.561	1	-9.29	3	0	1	-.005	4	.051	1
1017		9	max	495.14	3	221.612	6	10.464	4	.002	2	.004	3	.369	6
1018			min	-1850.149	8	35.561	1	-9.29	3	0	1	-.005	4	.051	1
1019		10	max	495.14	3	221.612	6	10.464	4	.002	2	.004	3	.367	6
1020			min	-1850.149	8	35.561	1	-9.29	3	0	1	-.005	4	.05	1
1021		11	max	495.14	3	221.612	6	10.464	4	.002	2	.004	3	.365	6
1022			min	-1850.149	8	35.561	1	-9.29	3	0	1	-.005	4	.05	1
1023		12	max	495.14	3	221.612	6	10.464	4	.002	2	.004	3	.363	6
1024			min	-1850.149	8	35.561	1	-9.29	3	0	1	-.005	4	.05	1
1025		13	max	495.14	3	221.612	6	10.464	4	.002	2	.004	3	.361	6
1026			min	-1850.149	8	35.561	1	-9.29	3	0	1	-.005	4	.049	1
1027		14	max	495.14	3	221.612	6	10.464	4	.002	2	.004	3	.359	6
1028			min	-1850.149	8	35.561	1	-9.29	3	0	1	-.005	4	.049	1
1029		15	max	495.14	3	221.612	6	10.464	4	.002	2	.004	3	.357	6
1030			min	-1850.149	8	35.561	1	-9.29	3	0	1	-.004	4	.049	1
1031		16	max	495.14	3	221.612	6	10.464	4	.002	2	.004	3	.355	6
1032			min	-1850.149	8	35.561	1	-9.29	3	0	1	-.004	4	.048	1
1033		17	max	495.14	3	221.612	6	10.464	4	.002	2	.004	3	.353	6
1034			min	-1850.149	8	35.561	1	-9.29	3	0	1	-.004	4	.048	1
1035		18	max	495.14	3	221.612	6	10.464	4	.002	2	.004	3	.351	6
1036			min	-1850.149	8	35.561	1	-9.29	3	0	1	-.004	4	.048	1
1037		19	max	495.14	3	221.612	6	10.464	4	.002	2	.003	3	.349	6
1038			min	-1850.149	8	35.561	1	-9.29	3	0	1	-.004	4	.047	1
1039		20	max	495.14	3	221.612	6	10.464	4	.002	2	.003	3	.347	6
1040			min	-1850.149	8	35.561	1	-9.29	3	0	1	-.004	4	.047	1
1041	M102	1	max	513.03	4	270.518	6	4.799	4	.002	2	.003	3	.36	7
1042			min	-302.77	3	58.715	1	-6.385	3	-.001	1	-.002	4	.074	4
1043		2	max	513.03	4	270.518	6	4.799	4	.002	2	.003	3	.358	7
1044			min	-302.77	3	58.715	1	-6.385	3	-.001	1	-.002	4	.073	4
1045		3	max	513.03	4	270.518	6	4.799	4	.002	2	.003	3	.356	7
1046			min	-302.77	3	58.715	1	-6.385	3	-.001	1	-.002	4	.073	4
1047		4	max	513.03	4	270.518	6	4.799	4	.002	2	.003	3	.353	7
1048			min	-302.77	3	58.715	1	-6.385	3	-.001	1	-.002	4	.072	4
1049		5	max	513.03	4	270.518	6	4.799	4	.002	2	.003	3	.351	7
1050			min	-302.77	3	58.715	1	-6.385	3	-.001	1	-.002	4	.072	4
1051		6	max	513.03	4	270.518	6	4.799	4	.002	2	.003	3	.348	7
1052			min	-302.77	3	58.715	1	-6.385	3	-.001	1	-.002	4	.071	4
1053		7	max	513.03	4	270.518	6	4.799	4	.002	2	.002	3	.346	7
1054			min	-302.77	3	58.715	1	-6.385	3	-.001	1	-.002	4	.07	4
1055		8	max	513.03	4	270.518	6	4.799	4	.002	2	.002	3	.344	7
1056			min	-302.77	3	58.715	1	-6.385	3	-.001	1	-.002	4	.07	4

Envelope Member Section Forces (Continued)

	Member	Sec		Axial[lb]	LC	y Shear[lb]	LC	z Shear[lb]	LC	Torque[k-...	LC	y-y Mome...	LC	z-z Mome...	LC
1057		9	max	513.03	4	270.518	6	4.799	4	.002	2	.002	3	.341	7
1058			min	-302.77	3	58.715	1	-6.385	3	-.001	1	-.002	4	.069	4
1059		10	max	513.03	4	270.518	6	4.799	4	.002	2	.002	3	.339	7
1060			min	-302.77	3	58.715	1	-6.385	3	-.001	1	-.002	4	.069	4
1061		11	max	513.03	4	270.518	6	4.799	4	.002	2	.002	3	.337	7
1062			min	-302.77	3	58.715	1	-6.385	3	-.001	1	-.002	4	.068	4
1063		12	max	513.03	4	270.518	6	4.799	4	.002	2	.002	3	.334	7
1064			min	-302.77	3	58.715	1	-6.385	3	-.001	1	-.002	4	.068	4
1065		13	max	513.03	4	270.518	6	4.799	4	.002	2	.002	3	.332	7
1066			min	-302.77	3	58.715	1	-6.385	3	-.001	1	-.001	4	.067	4
1067		14	max	513.03	4	270.518	6	4.799	4	.002	2	.002	3	.329	7
1068			min	-302.77	3	58.715	1	-6.385	3	-.001	1	-.001	4	.066	4
1069		15	max	513.03	4	270.518	6	4.799	4	.002	2	.002	3	.327	7
1070			min	-302.77	3	58.715	1	-6.385	3	-.001	1	-.001	4	.066	4
1071		16	max	513.03	4	270.518	6	4.799	4	.002	2	.002	3	.325	7
1072			min	-302.77	3	58.715	1	-6.385	3	-.001	1	-.001	4	.065	4
1073		17	max	513.03	4	270.518	6	4.799	4	.002	2	.002	3	.322	7
1074			min	-302.77	3	58.715	1	-6.385	3	-.001	1	-.001	4	.065	4
1075		18	max	513.03	4	270.518	6	4.799	4	.002	2	.002	3	.32	7
1076			min	-302.77	3	58.715	1	-6.385	3	-.001	1	-.001	4	.064	4
1077		19	max	513.03	4	270.518	6	4.799	4	.002	2	.002	3	.318	7
1078			min	-302.77	3	58.715	1	-6.385	3	-.001	1	-.001	4	.064	4
1079		20	max	513.03	4	270.518	6	4.799	4	.002	2	.002	3	.315	7
1080			min	-302.77	3	58.715	1	-6.385	3	-.001	1	-.001	4	.063	4
1081	M106	1	max	209.149	3	413.761	7	16.78	2	0	4	.004	4	.175	6
1082			min	-2877.854	8	88.887	4	-7.712	1	-.004	7	-.002	3	-.015	1
1083		2	max	209.149	3	413.761	7	16.78	2	0	4	.005	4	.169	6
1084			min	-2877.854	8	88.887	4	-7.712	1	-.004	7	-.002	3	-.016	1
1085		3	max	209.149	3	413.761	7	16.78	2	0	4	.005	4	.162	6
1086			min	-2877.854	8	88.887	4	-7.712	1	-.004	7	-.002	3	-.018	1
1087		4	max	209.149	3	413.761	7	16.78	2	0	4	.005	4	.156	6
1088			min	-2877.854	8	88.887	4	-7.712	1	-.004	7	-.002	3	-.019	1
1089		5	max	209.149	3	413.761	7	16.78	2	0	4	.005	4	.15	6
1090			min	-2877.854	8	88.887	4	-7.712	1	-.004	7	-.002	3	-.021	1
1091		6	max	209.149	3	413.761	7	16.78	2	0	4	.006	4	.144	6
1092			min	-2877.854	8	88.887	4	-7.712	1	-.004	7	-.002	1	-.022	1
1093		7	max	209.149	3	413.761	7	16.78	2	0	4	.006	4	.138	6
1094			min	-2877.854	8	88.887	4	-7.712	1	-.004	7	-.003	1	-.024	1
1095		8	max	209.149	3	413.761	7	16.78	2	0	4	.006	4	.132	6
1096			min	-2877.854	8	88.887	4	-7.712	1	-.004	7	-.003	1	-.025	1
1097		9	max	209.149	3	413.761	7	16.78	2	0	4	.006	2	.125	6
1098			min	-2877.854	8	88.887	4	-7.712	1	-.004	7	-.003	1	-.027	1
1099		10	max	209.149	3	413.761	7	16.78	2	0	4	.006	2	.119	6
1100			min	-2877.854	8	88.887	4	-7.712	1	-.004	7	-.003	1	-.028	1
1101		11	max	209.149	3	413.761	7	16.78	2	0	4	.007	2	.113	6
1102			min	-2877.854	8	88.887	4	-7.712	1	-.004	7	-.003	1	-.03	1
1103		12	max	209.149	3	413.761	7	16.78	2	0	4	.007	2	.107	6
1104			min	-2877.854	8	88.887	4	-7.712	1	-.004	7	-.003	1	-.031	1
1105		13	max	209.149	3	413.761	7	16.78	2	0	4	.007	2	.101	6
1106			min	-2877.854	8	88.887	4	-7.712	1	-.004	7	-.003	1	-.033	1
1107		14	max	209.149	3	413.761	7	16.78	2	0	4	.007	2	.095	6
1108			min	-2877.854	8	88.887	4	-7.712	1	-.004	7	-.003	1	-.034	1

Envelope Member Section Forces (Continued)

	Member	Sec		Axial[lb]	LC	y Shear[lb]	LC	z Shear[lb]	LC	Torque[k-...	LC	y-y Mome...	LC	z-z Mome...	LC
1109		15	max	209.149	3	413.761	7	16.78	2	0	4	.008	2	.088	6
1110			min	-2877.854	8	88.887	4	-7.712	1	-.004	7	-.004	1	-.036	1
1111		16	max	209.149	3	413.761	7	16.78	2	0	4	.008	2	.084	2
1112			min	-2877.854	8	88.887	4	-7.712	1	-.004	7	-.004	1	-.037	1
1113		17	max	209.149	3	413.761	7	16.78	2	0	4	.008	2	.081	2
1114			min	-2877.854	8	88.887	4	-7.712	1	-.004	7	-.004	1	-.039	1
1115		18	max	209.149	3	413.761	7	16.78	2	0	4	.008	2	.078	2
1116			min	-2877.854	8	88.887	4	-7.712	1	-.004	7	-.004	1	-.04	1
1117		19	max	209.149	3	413.761	7	16.78	2	0	4	.009	2	.076	2
1118			min	-2877.854	8	88.887	4	-7.712	1	-.004	7	-.004	1	-.042	1
1119		20	max	209.149	3	413.761	7	16.78	2	0	4	.009	2	.073	2
1120			min	-2877.854	8	88.887	4	-7.712	1	-.004	7	-.004	1	-.043	1
1121	M107	1	max	511.038	3	197.735	6	9.17	2	.002	2	.003	2	.011	10
1122			min	-1855.492	8	28.913	1	-8.85	1	0	1	-.003	1	-.006	1
1123		2	max	511.038	3	197.735	6	9.17	2	.002	2	.003	2	.009	10
1124			min	-1855.492	8	28.913	1	-8.85	1	0	1	-.003	1	-.006	1
1125		3	max	511.038	3	197.735	6	9.17	2	.002	2	.004	2	.008	10
1126			min	-1855.492	8	28.913	1	-8.85	1	0	1	-.003	1	-.007	1
1127		4	max	511.038	3	197.735	6	9.17	2	.002	2	.004	2	.006	10
1128			min	-1855.492	8	28.913	1	-8.85	1	0	1	-.003	1	-.009	8
1129		5	max	511.038	3	197.735	6	9.17	2	.002	2	.004	2	.005	9
1130			min	-1855.492	8	28.913	1	-8.85	1	0	1	-.003	1	-.012	8
1131		6	max	511.038	3	197.735	6	9.17	2	.002	2	.004	2	.004	9
1132			min	-1855.492	8	28.913	1	-8.85	1	0	1	-.004	1	-.014	8
1133		7	max	511.038	3	197.735	6	9.17	2	.002	2	.004	2	.003	9
1134			min	-1855.492	8	28.913	1	-8.85	1	0	1	-.004	1	-.017	8
1135		8	max	511.038	3	197.735	6	9.17	2	.002	2	.004	2	.002	9
1136			min	-1855.492	8	28.913	1	-8.85	1	0	1	-.004	1	-.02	6
1137		9	max	511.038	3	197.735	6	9.17	2	.002	2	.004	2	.001	9
1138			min	-1855.492	8	28.913	1	-8.85	1	0	1	-.004	1	-.023	6
1139		10	max	511.038	3	197.735	6	9.17	2	.002	2	.005	2	0	9
1140			min	-1855.492	8	28.913	1	-8.85	1	0	1	-.004	1	-.026	6
1141		11	max	511.038	3	197.735	6	9.17	2	.002	2	.005	2	0	9
1142			min	-1855.492	8	28.913	1	-8.85	1	0	1	-.004	1	-.029	6
1143		12	max	511.038	3	197.735	6	9.17	2	.002	2	.005	2	-.002	9
1144			min	-1855.492	8	28.913	1	-8.85	1	0	1	-.004	1	-.032	6
1145		13	max	511.038	3	197.735	6	9.17	2	.002	2	.005	2	-.003	9
1146			min	-1855.492	8	28.913	1	-8.85	1	0	1	-.005	1	-.035	6
1147		14	max	511.038	3	197.735	6	9.17	2	.002	2	.005	2	-.003	9
1148			min	-1855.492	8	28.913	1	-8.85	1	0	1	-.005	1	-.038	6
1149		15	max	511.038	3	197.735	6	9.17	2	.002	2	.005	2	-.004	9
1150			min	-1855.492	8	28.913	1	-8.85	1	0	1	-.005	1	-.041	6
1151		16	max	511.038	3	197.735	6	9.17	2	.002	2	.005	2	-.005	9
1152			min	-1855.492	8	28.913	1	-8.85	1	0	1	-.005	1	-.044	6
1153		17	max	511.038	3	197.735	6	9.17	2	.002	2	.006	2	-.006	9
1154			min	-1855.492	8	28.913	1	-8.85	1	0	1	-.005	1	-.046	6
1155		18	max	511.038	3	197.735	6	9.17	2	.002	2	.006	2	-.007	9
1156			min	-1855.492	8	28.913	1	-8.85	1	0	1	-.005	1	-.049	6
1157		19	max	511.038	3	197.735	6	9.17	2	.002	2	.006	2	-.008	9
1158			min	-1855.492	8	28.913	1	-8.85	1	0	1	-.005	1	-.052	6
1159		20	max	511.038	3	197.735	6	9.17	2	.002	2	.006	2	-.009	9
1160			min	-1855.492	8	28.913	1	-8.85	1	0	1	-.005	1	-.055	6

Envelope Member Section Forces (Continued)

	Member	Sec		Axial[lb]	LC	y Shear[lb]	LC	z Shear[lb]	LC	Torque[k-...	LC	y-y Mome...	LC	z-z Mome...	LC
1161	M108	1	max	502.256	4	257.835	6	8.038	2	.002	2	.003	2	.019	7
1162			min	-291.993	3	54.729	1	-9.459	1	-.001	1	-.004	1	-.008	4
1163		2	max	502.256	4	257.835	6	8.038	2	.002	2	.003	2	.016	3
1164			min	-291.993	3	54.729	1	-9.459	1	-.001	1	-.004	1	-.009	4
1165		3	max	502.256	4	257.835	6	8.038	2	.002	2	.003	2	.015	3
1166			min	-291.993	3	54.729	1	-9.459	1	-.001	1	-.004	1	-.01	4
1167		4	max	502.256	4	257.835	6	8.038	2	.002	2	.003	2	.013	3
1168			min	-291.993	3	54.729	1	-9.459	1	-.001	1	-.004	1	-.011	4
1169		5	max	502.256	4	257.835	6	8.038	2	.002	2	.003	2	.011	3
1170			min	-291.993	3	54.729	1	-9.459	1	-.001	1	-.004	1	-.012	4
1171		6	max	502.256	4	257.835	6	8.038	2	.002	2	.003	2	.009	3
1172			min	-291.993	3	54.729	1	-9.459	1	-.001	1	-.004	1	-.013	4
1173		7	max	502.256	4	257.835	6	8.038	2	.002	2	.003	2	.007	3
1174			min	-291.993	3	54.729	1	-9.459	1	-.001	1	-.005	1	-.014	4
1175		8	max	502.256	4	257.835	6	8.038	2	.002	2	.003	2	.005	3
1176			min	-291.993	3	54.729	1	-9.459	1	-.001	1	-.005	1	-.015	4
1177		9	max	502.256	4	257.835	6	8.038	2	.002	2	.004	2	.004	3
1178			min	-291.993	3	54.729	1	-9.459	1	-.001	1	-.005	1	-.018	8
1179		10	max	502.256	4	257.835	6	8.038	2	.002	2	.004	2	.002	3
1180			min	-291.993	3	54.729	1	-9.459	1	-.001	1	-.005	1	-.021	8
1181		11	max	502.256	4	257.835	6	8.038	2	.002	2	.004	2	0	3
1182			min	-291.993	3	54.729	1	-9.459	1	-.001	1	-.005	1	-.025	8
1183		12	max	502.256	4	257.835	6	8.038	2	.002	2	.004	2	-.002	3
1184			min	-291.993	3	54.729	1	-9.459	1	-.001	1	-.005	1	-.029	8
1185		13	max	502.256	4	257.835	6	8.038	2	.002	2	.004	2	-.004	3
1186			min	-291.993	3	54.729	1	-9.459	1	-.001	1	-.005	1	-.032	8
1187		14	max	502.256	4	257.835	6	8.038	2	.002	2	.004	2	-.006	3
1188			min	-291.993	3	54.729	1	-9.459	1	-.001	1	-.006	1	-.036	8
1189		15	max	502.256	4	257.835	6	8.038	2	.002	2	.004	2	-.007	3
1190			min	-291.993	3	54.729	1	-9.459	1	-.001	1	-.006	1	-.039	8
1191		16	max	502.256	4	257.835	6	8.038	2	.002	2	.004	2	-.009	1
1192			min	-291.993	3	54.729	1	-9.459	1	-.001	1	-.006	1	-.043	8
1193		17	max	502.256	4	257.835	6	8.038	2	.002	2	.005	2	-.01	1
1194			min	-291.993	3	54.729	1	-9.459	1	-.001	1	-.006	1	-.047	6
1195		18	max	502.256	4	257.835	6	8.038	2	.002	2	.005	2	-.01	1
1196			min	-291.993	3	54.729	1	-9.459	1	-.001	1	-.006	1	-.05	6
1197		19	max	502.256	4	257.835	6	8.038	2	.002	2	.005	2	-.011	1
1198			min	-291.993	3	54.729	1	-9.459	1	-.001	1	-.006	1	-.054	6
1199		20	max	502.256	4	257.835	6	8.038	2	.002	2	.005	2	-.012	1
1200			min	-291.993	3	54.729	1	-9.459	1	-.001	1	-.006	1	-.058	6
1201	M109	1	max	2549.9	8	104.721	4	2660.527	8	-.06	1	.27	3	.357	6
1202			min	-619.057	3	-72.373	3	-692.871	3	-.338	6	-.4	4	.052	1
1203		2	max	2549.9	8	104.721	4	2660.527	8	-.06	1	.264	3	.357	6
1204			min	-619.057	3	-72.373	3	-692.871	3	-.338	6	-.38	4	.052	1
1205		3	max	2549.9	8	104.721	4	2660.527	8	-.06	1	.258	3	.356	6
1206			min	-619.057	3	-72.373	3	-692.871	3	-.338	6	-.359	4	.052	1
1207		4	max	2549.9	8	104.721	4	2660.527	8	-.06	1	.252	3	.356	6
1208			min	-619.057	3	-72.373	3	-692.871	3	-.338	6	-.338	4	.053	1
1209		5	max	2549.9	8	104.721	4	2660.527	8	-.06	1	.246	3	.355	6
1210			min	-619.057	3	-72.373	3	-692.871	3	-.338	6	-.318	4	.053	1
1211		6	max	2549.9	8	104.721	4	2660.527	8	-.06	1	.24	3	.355	6
1212			min	-619.057	3	-72.373	3	-692.871	3	-.338	6	-.297	4	.053	1

Envelope Member Section Forces (Continued)

	Member	Sec		Axial[lb]	LC	y Shear[lb]	LC	z Shear[lb]	LC	Torque[k-...	LC	y-y Mome...	LC	z-z Mome...	LC
1213		7	max	2549.9	8	104.721	4	2660.527	8	-.06	1	.234	3	.355	6
1214			min	-619.057	3	-72.373	3	-692.871	3	-.338	6	-.277	4	.054	1
1215		8	max	2549.9	8	104.721	4	2660.527	8	-.06	1	.228	3	.354	6
1216			min	-619.057	3	-72.373	3	-692.871	3	-.338	6	-.256	4	.054	1
1217		9	max	2549.9	8	104.721	4	2660.527	8	-.06	1	.222	3	.354	6
1218			min	-619.057	3	-72.373	3	-692.871	3	-.338	6	-.235	4	.054	1
1219		10	max	2549.9	8	104.721	4	2660.527	8	-.06	1	.216	3	.353	6
1220			min	-619.057	3	-72.373	3	-692.871	3	-.338	6	-.215	4	.055	1
1221		11	max	2549.9	8	104.721	4	2660.527	8	-.06	1	.209	3	.353	6
1222			min	-619.057	3	-72.373	3	-692.871	3	-.338	6	-.194	4	.055	1
1223		12	max	2549.9	8	104.721	4	2660.527	8	-.06	1	.203	3	.352	6
1224			min	-619.057	3	-72.373	3	-692.871	3	-.338	6	-.174	4	.055	1
1225		13	max	2549.9	8	104.721	4	2660.527	8	-.06	1	.197	3	.352	6
1226			min	-619.057	3	-72.373	3	-692.871	3	-.338	6	-.153	4	.055	1
1227		14	max	2549.9	8	104.721	4	2660.527	8	-.06	1	.191	3	.352	6
1228			min	-619.057	3	-72.373	3	-692.871	3	-.338	6	-.133	4	.056	1
1229		15	max	2549.9	8	104.721	4	2660.527	8	-.06	1	.185	3	.351	6
1230			min	-619.057	3	-72.373	3	-692.871	3	-.338	6	-.112	4	.056	1
1231		16	max	2549.9	8	104.721	4	2660.527	8	-.06	1	.179	3	.351	6
1232			min	-619.057	3	-72.373	3	-692.871	3	-.338	6	-.091	4	.056	1
1233		17	max	2549.9	8	104.721	4	2660.527	8	-.06	1	.175	7	.35	6
1234			min	-619.057	3	-72.373	3	-692.871	3	-.338	6	-.071	4	.057	1
1235		18	max	2549.9	8	104.721	4	2660.527	8	-.06	1	.191	7	.35	6
1236			min	-619.057	3	-72.373	3	-692.871	3	-.338	6	-.05	4	.057	1
1237		19	max	2549.9	8	104.721	4	2660.527	8	-.06	1	.206	7	.349	6
1238			min	-619.057	3	-72.373	3	-692.871	3	-.338	6	-.03	4	.057	1
1239		20	max	2549.9	8	104.721	4	2660.527	8	-.06	1	.222	7	.349	6
1240			min	-619.057	3	-72.373	3	-692.871	3	-.338	6	-.009	4	.058	1
1241	M111	1	max	193.208	3	381.755	6	1022.068	8	.46	7	-.139	1	.839	7
1242			min	-1294.296	8	-35.597	1	-73.832	3	.118	4	-.559	6	.172	4
1243		2	max	193.208	3	381.755	6	1022.068	8	.46	7	-.135	1	.836	7
1244			min	-1294.296	8	-35.597	1	-73.832	3	.118	4	-.552	6	.171	4
1245		3	max	193.208	3	381.755	6	1022.068	8	.46	7	-.131	1	.833	7
1246			min	-1294.296	8	-35.597	1	-73.832	3	.118	4	-.544	6	.171	4
1247		4	max	193.208	3	381.755	6	1022.068	8	.46	7	-.127	1	.83	7
1248			min	-1294.296	8	-35.597	1	-73.832	3	.118	4	-.537	6	.17	4
1249		5	max	193.208	3	381.755	6	1022.068	8	.46	7	-.123	1	.826	7
1250			min	-1294.296	8	-35.597	1	-73.832	3	.118	4	-.529	6	.17	4
1251		6	max	193.208	3	381.755	6	1022.068	8	.46	7	-.119	1	.823	7
1252			min	-1294.296	8	-35.597	1	-73.832	3	.118	4	-.521	6	.169	4
1253		7	max	193.208	3	381.755	6	1022.068	8	.46	7	-.115	1	.82	7
1254			min	-1294.296	8	-35.597	1	-73.832	3	.118	4	-.514	6	.169	4
1255		8	max	193.208	3	381.755	6	1022.068	8	.46	7	-.11	1	.817	7
1256			min	-1294.296	8	-35.597	1	-73.832	3	.118	4	-.506	6	.168	4
1257		9	max	193.208	3	381.755	6	1022.068	8	.46	7	-.106	1	.814	7
1258			min	-1294.296	8	-35.597	1	-73.832	3	.118	4	-.498	6	.168	4
1259		10	max	193.208	3	381.755	6	1022.068	8	.46	7	-.102	1	.811	7
1260			min	-1294.296	8	-35.597	1	-73.832	3	.118	4	-.491	6	.167	4
1261		11	max	193.208	3	381.755	6	1022.068	8	.46	7	-.098	1	.808	7
1262			min	-1294.296	8	-35.597	1	-73.832	3	.118	4	-.483	6	.167	4
1263		12	max	193.208	3	381.755	6	1022.068	8	.46	7	-.094	1	.804	7
1264			min	-1294.296	8	-35.597	1	-73.832	3	.118	4	-.476	6	.166	4

Envelope Member Section Forces (Continued)

	Member	Sec		Axial[lb]	LC	y Shear[lb]	LC	z Shear[lb]	LC	Torque[k-...	LC	y-y Mome...	LC	z-z Mome...	LC
1265		13	max	193.208	3	381.755	6	1022.068	8	.46	7	-.09	1	.801	7
1266			min	-1294.296	8	-35.597	1	-73.832	3	.118	4	-.468	6	.166	4
1267		14	max	193.208	3	381.755	6	1022.068	8	.46	7	-.086	1	.798	7
1268			min	-1294.296	8	-35.597	1	-73.832	3	.118	4	-.46	6	.165	4
1269		15	max	193.208	3	381.755	6	1022.068	8	.46	7	-.082	1	.795	7
1270			min	-1294.296	8	-35.597	1	-73.832	3	.118	4	-.453	6	.165	4
1271		16	max	193.208	3	381.755	6	1022.068	8	.46	7	-.078	1	.792	7
1272			min	-1294.296	8	-35.597	1	-73.832	3	.118	4	-.445	6	.164	4
1273		17	max	193.208	3	381.755	6	1022.068	8	.46	7	-.073	1	.789	7
1274			min	-1294.296	8	-35.597	1	-73.832	3	.118	4	-.438	6	.164	4
1275		18	max	193.208	3	381.755	6	1022.068	8	.46	7	-.069	1	.785	7
1276			min	-1294.296	8	-35.597	1	-73.832	3	.118	4	-.43	6	.163	4
1277		19	max	193.208	3	381.755	6	1022.068	8	.46	7	-.065	1	.782	7
1278			min	-1294.296	8	-35.597	1	-73.832	3	.118	4	-.422	6	.163	4
1279		20	max	193.208	3	381.755	6	1022.068	8	.46	7	-.061	1	.779	7
1280			min	-1294.296	8	-35.597	1	-73.832	3	.118	4	-.415	6	.162	4
1281	M133	1	max	452.752	2	382.208	6	6.714	2	.003	6	.008	5	.467	7
1282			min	-2948.923	5	116.435	1	-17.699	5	0	1	-.003	2	.114	4
1283		2	max	452.752	2	382.208	6	6.714	2	.003	6	.008	5	.464	7
1284			min	-2948.923	5	116.435	1	-17.699	5	0	1	-.003	2	.112	4
1285		3	max	452.752	2	382.208	6	6.714	2	.003	6	.008	5	.46	7
1286			min	-2948.923	5	116.435	1	-17.699	5	0	1	-.003	2	.111	4
1287		4	max	452.752	2	382.208	6	6.714	2	.003	6	.008	5	.457	7
1288			min	-2948.923	5	116.435	1	-17.699	5	0	1	-.003	2	.11	4
1289		5	max	452.752	2	382.208	6	6.714	2	.003	6	.008	5	.454	7
1290			min	-2948.923	5	116.435	1	-17.699	5	0	1	-.003	2	.109	4
1291		6	max	452.752	2	382.208	6	6.714	2	.003	6	.007	5	.45	7
1292			min	-2948.923	5	116.435	1	-17.699	5	0	1	-.003	2	.108	4
1293		7	max	452.752	2	382.208	6	6.714	2	.003	6	.007	5	.447	7
1294			min	-2948.923	5	116.435	1	-17.699	5	0	1	-.003	2	.107	4
1295		8	max	452.752	2	382.208	6	6.714	2	.003	6	.007	5	.444	7
1296			min	-2948.923	5	116.435	1	-17.699	5	0	1	-.003	2	.106	4
1297		9	max	452.752	2	382.208	6	6.714	2	.003	6	.007	5	.44	7
1298			min	-2948.923	5	116.435	1	-17.699	5	0	1	-.003	2	.105	4
1299		10	max	452.752	2	382.208	6	6.714	2	.003	6	.007	5	.437	7
1300			min	-2948.923	5	116.435	1	-17.699	5	0	1	-.002	2	.104	4
1301		11	max	452.752	2	382.208	6	6.714	2	.003	6	.007	5	.434	7
1302			min	-2948.923	5	116.435	1	-17.699	5	0	1	-.002	2	.103	4
1303		12	max	452.752	2	382.208	6	6.714	2	.003	6	.007	5	.43	7
1304			min	-2948.923	5	116.435	1	-17.699	5	0	1	-.002	2	.102	4
1305		13	max	452.752	2	382.208	6	6.714	2	.003	6	.006	5	.427	7
1306			min	-2948.923	5	116.435	1	-17.699	5	0	1	-.002	2	.101	4
1307		14	max	452.752	2	382.208	6	6.714	2	.003	6	.006	5	.424	7
1308			min	-2948.923	5	116.435	1	-17.699	5	0	1	-.002	2	.1	4
1309		15	max	452.752	2	382.208	6	6.714	2	.003	6	.006	5	.42	7
1310			min	-2948.923	5	116.435	1	-17.699	5	0	1	-.002	2	.099	4
1311		16	max	452.752	2	382.208	6	6.714	2	.003	6	.006	5	.417	7
1312			min	-2948.923	5	116.435	1	-17.699	5	0	1	-.002	2	.097	4
1313		17	max	452.752	2	382.208	6	6.714	2	.003	6	.006	5	.414	7
1314			min	-2948.923	5	116.435	1	-17.699	5	0	1	-.002	2	.096	4
1315		18	max	452.752	2	382.208	6	6.714	2	.003	6	.006	5	.41	7
1316			min	-2948.923	5	116.435	1	-17.699	5	0	1	-.002	2	.095	4

Envelope Member Section Forces (Continued)

	Member	Sec		Axial[lb]	LC	y Shear[lb]	LC	z Shear[lb]	LC	Torque[k-...	LC	y-y Mome...	LC	z-z Mome...	LC
1317		19	max	452.752	2	382.208	6	6.714	2	.003	6	.005	5	.407	7
1318			min	-2948.923	5	116.435	1	-17.699	5	0	1	-.002	2	.094	4
1319		20	max	452.752	2	382.208	6	6.714	2	.003	6	.005	5	.404	7
1320			min	-2948.923	5	116.435	1	-17.699	5	0	1	-.002	2	.093	4
1321	M134	1	max	338.717	3	221.949	7	9.654	2	0	2	.006	1	.374	6
1322			min	-1832.333	8	33.173	4	-10.809	1	-.002	1	-.005	2	.074	1
1323		2	max	338.717	3	221.949	7	9.654	2	0	2	.006	1	.372	6
1324			min	-1832.333	8	33.173	4	-10.809	1	-.002	1	-.005	2	.073	1
1325		3	max	338.717	3	221.949	7	9.654	2	0	2	.006	1	.37	6
1326			min	-1832.333	8	33.173	4	-10.809	1	-.002	1	-.005	2	.073	1
1327		4	max	338.717	3	221.949	7	9.654	2	0	2	.006	1	.369	6
1328			min	-1832.333	8	33.173	4	-10.809	1	-.002	1	-.005	2	.072	1
1329		5	max	338.717	3	221.949	7	9.654	2	0	2	.006	1	.367	6
1330			min	-1832.333	8	33.173	4	-10.809	1	-.002	1	-.005	2	.071	1
1331		6	max	338.717	3	221.949	7	9.654	2	0	2	.006	1	.365	6
1332			min	-1832.333	8	33.173	4	-10.809	1	-.002	1	-.005	2	.071	1
1333		7	max	338.717	3	221.949	7	9.654	2	0	2	.005	1	.363	6
1334			min	-1832.333	8	33.173	4	-10.809	1	-.002	1	-.005	2	.07	1
1335		8	max	338.717	3	221.949	7	9.654	2	0	2	.005	1	.361	6
1336			min	-1832.333	8	33.173	4	-10.809	1	-.002	1	-.005	2	.07	1
1337		9	max	338.717	3	221.949	7	9.654	2	0	2	.005	1	.359	6
1338			min	-1832.333	8	33.173	4	-10.809	1	-.002	1	-.004	2	.069	1
1339		10	max	338.717	3	221.949	7	9.654	2	0	2	.005	1	.357	6
1340			min	-1832.333	8	33.173	4	-10.809	1	-.002	1	-.004	2	.069	1
1341		11	max	338.717	3	221.949	7	9.654	2	0	2	.005	1	.355	6
1342			min	-1832.333	8	33.173	4	-10.809	1	-.002	1	-.004	2	.068	1
1343		12	max	338.717	3	221.949	7	9.654	2	0	2	.005	1	.354	6
1344			min	-1832.333	8	33.173	4	-10.809	1	-.002	1	-.004	2	.068	1
1345		13	max	338.717	3	221.949	7	9.654	2	0	2	.005	1	.352	6
1346			min	-1832.333	8	33.173	4	-10.809	1	-.002	1	-.004	2	.067	1
1347		14	max	338.717	3	221.949	7	9.654	2	0	2	.005	1	.35	6
1348			min	-1832.333	8	33.173	4	-10.809	1	-.002	1	-.004	2	.067	1
1349		15	max	338.717	3	221.949	7	9.654	2	0	2	.005	1	.348	6
1350			min	-1832.333	8	33.173	4	-10.809	1	-.002	1	-.004	2	.066	1
1351		16	max	338.717	3	221.949	7	9.654	2	0	2	.005	1	.346	6
1352			min	-1832.333	8	33.173	4	-10.809	1	-.002	1	-.004	2	.066	1
1353		17	max	338.717	3	221.949	7	9.654	2	0	2	.005	1	.344	6
1354			min	-1832.333	8	33.173	4	-10.809	1	-.002	1	-.004	2	.065	1
1355		18	max	338.717	3	221.949	7	9.654	2	0	2	.004	1	.342	6
1356			min	-1832.333	8	33.173	4	-10.809	1	-.002	1	-.004	2	.064	1
1357		19	max	338.717	3	221.949	7	9.654	2	0	2	.004	1	.34	6
1358			min	-1832.333	8	33.173	4	-10.809	1	-.002	1	-.004	2	.064	1
1359		20	max	338.717	3	221.949	7	9.654	2	0	2	.004	1	.339	6
1360			min	-1832.333	8	33.173	4	-10.809	1	-.002	1	-.004	2	.063	1
1361	M135	1	max	406.539	5	262.945	6	8.432	2	0	4	.003	1	.351	6
1362			min	-101.466	2	52.889	1	-6.846	1	0	3	-.004	2	.047	1
1363		2	max	406.539	5	262.945	6	8.432	2	0	4	.003	1	.348	6
1364			min	-101.466	2	52.889	1	-6.846	1	0	3	-.004	2	.046	1
1365		3	max	406.539	5	262.945	6	8.432	2	0	4	.003	1	.346	6
1366			min	-101.466	2	52.889	1	-6.846	1	0	3	-.004	2	.046	1
1367		4	max	406.539	5	262.945	6	8.432	2	0	4	.003	1	.344	6
1368			min	-101.466	2	52.889	1	-6.846	1	0	3	-.004	2	.046	1

Envelope Member Section Forces (Continued)

	Member	Sec		Axial[lb]	LC	y Shear[lb]	LC	z Shear[lb]	LC	Torque[k-...	LC	y-y Mome...	LC	z-z Mome...	LC
1369		5	max	406.539	5	262.945	6	8.432	2	0	4	.003	1	.341	6
1370			min	-101.466	2	52.889	1	-6.846	1	0	3	-.004	2	.045	1
1371		6	max	406.539	5	262.945	6	8.432	2	0	4	.003	1	.339	6
1372			min	-101.466	2	52.889	1	-6.846	1	0	3	-.004	2	.045	1
1373		7	max	406.539	5	262.945	6	8.432	2	0	4	.003	1	.337	6
1374			min	-101.466	2	52.889	1	-6.846	1	0	3	-.004	2	.044	1
1375		8	max	406.539	5	262.945	6	8.432	2	0	4	.003	1	.334	6
1376			min	-101.466	2	52.889	1	-6.846	1	0	3	-.003	2	.044	1
1377		9	max	406.539	5	262.945	6	8.432	2	0	4	.003	1	.332	6
1378			min	-101.466	2	52.889	1	-6.846	1	0	3	-.003	2	.043	1
1379		10	max	406.539	5	262.945	6	8.432	2	0	4	.003	1	.33	6
1380			min	-101.466	2	52.889	1	-6.846	1	0	3	-.003	2	.043	1
1381		11	max	406.539	5	262.945	6	8.432	2	0	4	.003	1	.328	6
1382			min	-101.466	2	52.889	1	-6.846	1	0	3	-.003	2	.042	1
1383		12	max	406.539	5	262.945	6	8.432	2	0	4	.003	1	.325	6
1384			min	-101.466	2	52.889	1	-6.846	1	0	3	-.003	2	.042	1
1385		13	max	406.539	5	262.945	6	8.432	2	0	4	.002	1	.323	6
1386			min	-101.466	2	52.889	1	-6.846	1	0	3	-.003	2	.041	1
1387		14	max	406.539	5	262.945	6	8.432	2	0	4	.002	1	.321	6
1388			min	-101.466	2	52.889	1	-6.846	1	0	3	-.003	2	.041	1
1389		15	max	406.539	5	262.945	6	8.432	2	0	4	.002	1	.318	6
1390			min	-101.466	2	52.889	1	-6.846	1	0	3	-.003	2	.04	1
1391		16	max	406.539	5	262.945	6	8.432	2	0	4	.002	1	.316	6
1392			min	-101.466	2	52.889	1	-6.846	1	0	3	-.003	2	.04	1
1393		17	max	406.539	5	262.945	6	8.432	2	0	4	.002	1	.314	6
1394			min	-101.466	2	52.889	1	-6.846	1	0	3	-.003	2	.04	1
1395		18	max	406.539	5	262.945	6	8.432	2	0	4	.002	1	.311	6
1396			min	-101.466	2	52.889	1	-6.846	1	0	3	-.003	2	.039	1
1397		19	max	406.539	5	262.945	6	8.432	2	0	4	.002	1	.309	6
1398			min	-101.466	2	52.889	1	-6.846	1	0	3	-.003	2	.039	1
1399		20	max	406.539	5	262.945	6	8.432	2	0	4	.002	1	.307	6
1400			min	-101.466	2	52.889	1	-6.846	1	0	3	-.003	2	.038	1
1401	M139	1	max	458.345	2	371.025	6	10.158	4	.003	6	.003	4	.185	7
1402			min	-2950.801	5	113.086	1	-19.87	3	0	1	-.005	3	.023	4
1403		2	max	458.345	2	371.025	6	10.158	4	.003	6	.003	4	.179	7
1404			min	-2950.801	5	113.086	1	-19.87	3	0	1	-.006	3	.021	4
1405		3	max	458.345	2	371.025	6	10.158	4	.003	6	.003	4	.174	7
1406			min	-2950.801	5	113.086	1	-19.87	3	0	1	-.006	3	.019	4
1407		4	max	458.345	2	371.025	6	10.158	4	.003	6	.003	4	.168	7
1408			min	-2950.801	5	113.086	1	-19.87	3	0	1	-.006	3	.017	4
1409		5	max	458.345	2	371.025	6	10.158	4	.003	6	.003	4	.163	7
1410			min	-2950.801	5	113.086	1	-19.87	3	0	1	-.007	3	.015	4
1411		6	max	458.345	2	371.025	6	10.158	4	.003	6	.004	4	.157	7
1412			min	-2950.801	5	113.086	1	-19.87	3	0	1	-.007	3	.014	4
1413		7	max	458.345	2	371.025	6	10.158	4	.003	6	.004	4	.152	7
1414			min	-2950.801	5	113.086	1	-19.87	3	0	1	-.007	3	.012	4
1415		8	max	458.345	2	371.025	6	10.158	4	.003	6	.004	4	.146	7
1416			min	-2950.801	5	113.086	1	-19.87	3	0	1	-.007	3	.01	4
1417		9	max	458.345	2	371.025	6	10.158	4	.003	6	.004	4	.14	7
1418			min	-2950.801	5	113.086	1	-19.87	3	0	1	-.008	3	.008	4
1419		10	max	458.345	2	371.025	6	10.158	4	.003	6	.004	4	.135	7
1420			min	-2950.801	5	113.086	1	-19.87	3	0	1	-.008	3	.006	4

Envelope Member Section Forces (Continued)

	Member	Sec		Axial[lb]	LC	y Shear[lb]	LC	z Shear[lb]	LC	Torque[k-...	LC	y-y Mome...	LC	z-z Mome...	LC
1421		11	max	458.345	2	371.025	6	10.158	4	.003	6	.004	4	.129	7
1422			min	-2950.801	5	113.086	1	-19.87	3	0	1	-.008	3	.005	4
1423		12	max	458.345	2	371.025	6	10.158	4	.003	6	.005	4	.124	7
1424			min	-2950.801	5	113.086	1	-19.87	3	0	1	-.009	3	.003	4
1425		13	max	458.345	2	371.025	6	10.158	4	.003	6	.005	4	.118	7
1426			min	-2950.801	5	113.086	1	-19.87	3	0	1	-.009	3	0	4
1427		14	max	458.345	2	371.025	6	10.158	4	.003	6	.005	4	.113	7
1428			min	-2950.801	5	113.086	1	-19.87	3	0	1	-.009	3	0	4
1429		15	max	458.345	2	371.025	6	10.158	4	.003	6	.005	4	.107	7
1430			min	-2950.801	5	113.086	1	-19.87	3	0	1	-.01	3	-.003	4
1431		16	max	458.345	2	371.025	6	10.158	4	.003	6	.005	4	.102	7
1432			min	-2950.801	5	113.086	1	-19.87	3	0	1	-.01	3	-.004	4
1433		17	max	458.345	2	371.025	6	10.158	4	.003	6	.005	4	.096	7
1434			min	-2950.801	5	113.086	1	-19.87	3	0	1	-.01	3	-.006	4
1435		18	max	458.345	2	371.025	6	10.158	4	.003	6	.005	4	.091	7
1436			min	-2950.801	5	113.086	1	-19.87	3	0	1	-.01	3	-.008	4
1437		19	max	458.345	2	371.025	6	10.158	4	.003	6	.006	4	.085	7
1438			min	-2950.801	5	113.086	1	-19.87	3	0	1	-.011	3	-.01	4
1439		20	max	458.345	2	371.025	6	10.158	4	.003	6	.006	4	.08	7
1440			min	-2950.801	5	113.086	1	-19.87	3	0	1	-.011	3	-.012	4
1441	M140	1	max	322.818	3	198.238	7	9.222	4	0	2	.003	4	.029	2
1442			min	-1828.571	5	25.794	4	-9.557	3	-.002	1	-.004	3	-.033	1
1443		2	max	322.818	3	198.238	7	9.222	4	0	2	.003	4	.028	2
1444			min	-1828.571	5	25.794	4	-9.557	3	-.002	1	-.004	3	-.034	1
1445		3	max	322.818	3	198.238	7	9.222	4	0	2	.003	4	.027	2
1446			min	-1828.571	5	25.794	4	-9.557	3	-.002	1	-.004	3	-.035	1
1447		4	max	322.818	3	198.238	7	9.222	4	0	2	.004	4	.026	2
1448			min	-1828.571	5	25.794	4	-9.557	3	-.002	1	-.004	3	-.035	1
1449		5	max	322.818	3	198.238	7	9.222	4	0	2	.004	4	.024	2
1450			min	-1828.571	5	25.794	4	-9.557	3	-.002	1	-.004	3	-.036	1
1451		6	max	322.818	3	198.238	7	9.222	4	0	2	.004	4	.023	2
1452			min	-1828.571	5	25.794	4	-9.557	3	-.002	1	-.004	3	-.037	1
1453		7	max	322.818	3	198.238	7	9.222	4	0	2	.004	4	.022	2
1454			min	-1828.571	5	25.794	4	-9.557	3	-.002	1	-.005	3	-.038	1
1455		8	max	322.818	3	198.238	7	9.222	4	0	2	.004	4	.021	2
1456			min	-1828.571	5	25.794	4	-9.557	3	-.002	1	-.005	3	-.039	1
1457		9	max	322.818	3	198.238	7	9.222	4	0	2	.004	4	.019	2
1458			min	-1828.571	5	25.794	4	-9.557	3	-.002	1	-.005	3	-.04	1
1459		10	max	322.818	3	198.238	7	9.222	4	0	2	.004	4	.019	4
1460			min	-1828.571	5	25.794	4	-9.557	3	-.002	1	-.005	3	-.041	3
1461		11	max	322.818	3	198.238	7	9.222	4	0	2	.005	4	.018	4
1462			min	-1828.571	5	25.794	4	-9.557	3	-.002	1	-.005	3	-.043	3
1463		12	max	322.818	3	198.238	7	9.222	4	0	2	.005	4	.018	4
1464			min	-1828.571	5	25.794	4	-9.557	3	-.002	1	-.005	3	-.044	3
1465		13	max	322.818	3	198.238	7	9.222	4	0	2	.005	4	.018	4
1466			min	-1828.571	5	25.794	4	-9.557	3	-.002	1	-.005	3	-.046	3
1467		14	max	322.818	3	198.238	7	9.222	4	0	2	.005	4	.017	4
1468			min	-1828.571	5	25.794	4	-9.557	3	-.002	1	-.006	3	-.049	7
1469		15	max	322.818	3	198.238	7	9.222	4	0	2	.005	4	.017	4
1470			min	-1828.571	5	25.794	4	-9.557	3	-.002	1	-.006	3	-.052	7
1471		16	max	322.818	3	198.238	7	9.222	4	0	2	.005	4	.017	4
1472			min	-1828.571	5	25.794	4	-9.557	3	-.002	1	-.006	3	-.055	7

Envelope Member Section Forces (Continued)

	Member	Sec		Axial[lb]	LC	y Shear[lb]	LC	z Shear[lb]	LC	Torque[k-...	LC	y-y Mome...	LC	z-z Mome...	LC
1473		17	max	322.818	3	198.238	7	9.222	4	0	2	.005	4	.016	4
1474			min	-1828.571	5	25.794	4	-9.557	3	-.002	1	-.006	3	-.058	7
1475		18	max	322.818	3	198.238	7	9.222	4	0	2	.006	4	.016	4
1476			min	-1828.571	5	25.794	4	-9.557	3	-.002	1	-.006	3	-.06	7
1477		19	max	322.818	3	198.238	7	9.222	4	0	2	.006	4	.015	4
1478			min	-1828.571	5	25.794	4	-9.557	3	-.002	1	-.006	3	-.063	7
1479		20	max	322.818	3	198.238	7	9.222	4	0	2	.006	4	.015	4
1480			min	-1828.571	5	25.794	4	-9.557	3	-.002	1	-.006	3	-.066	7
1481	M141	1	max	402.918	5	250.247	6	8.052	4	0	4	.003	4	.027	2
1482			min	-90.693	2	48.854	1	-6.551	3	0	3	-.002	3	-.019	1
1483		2	max	402.918	5	250.247	6	8.052	4	0	4	.003	4	.026	2
1484			min	-90.693	2	48.854	1	-6.551	3	0	3	-.002	3	-.02	1
1485		3	max	402.918	5	250.247	6	8.052	4	0	4	.003	4	.024	2
1486			min	-90.693	2	48.854	1	-6.551	3	0	3	-.002	3	-.021	1
1487		4	max	402.918	5	250.247	6	8.052	4	0	4	.003	4	.022	2
1488			min	-90.693	2	48.854	1	-6.551	3	0	3	-.002	3	-.021	1
1489		5	max	402.918	5	250.247	6	8.052	4	0	4	.003	4	.02	2
1490			min	-90.693	2	48.854	1	-6.551	3	0	3	-.002	3	-.022	1
1491		6	max	402.918	5	250.247	6	8.052	4	0	4	.003	4	.018	2
1492			min	-90.693	2	48.854	1	-6.551	3	0	3	-.002	3	-.023	1
1493		7	max	402.918	5	250.247	6	8.052	4	0	4	.003	4	.016	2
1494			min	-90.693	2	48.854	1	-6.551	3	0	3	-.002	3	-.023	1
1495		8	max	402.918	5	250.247	6	8.052	4	0	4	.004	4	.014	2
1496			min	-90.693	2	48.854	1	-6.551	3	0	3	-.002	3	-.024	1
1497		9	max	402.918	5	250.247	6	8.052	4	0	4	.004	4	.012	2
1498			min	-90.693	2	48.854	1	-6.551	3	0	3	-.002	3	-.025	1
1499		10	max	402.918	5	250.247	6	8.052	4	0	4	.004	4	.01	2
1500			min	-90.693	2	48.854	1	-6.551	3	0	3	-.002	3	-.026	1
1501		11	max	402.918	5	250.247	6	8.052	4	0	4	.004	4	.008	2
1502			min	-90.693	2	48.854	1	-6.551	3	0	3	-.003	3	-.028	5
1503		12	max	402.918	5	250.247	6	8.052	4	0	4	.004	4	.006	2
1504			min	-90.693	2	48.854	1	-6.551	3	0	3	-.003	3	-.032	5
1505		13	max	402.918	5	250.247	6	8.052	4	0	4	.004	4	.005	2
1506			min	-90.693	2	48.854	1	-6.551	3	0	3	-.003	3	-.035	5
1507		14	max	402.918	5	250.247	6	8.052	4	0	4	.004	4	.003	2
1508			min	-90.693	2	48.854	1	-6.551	3	0	3	-.003	3	-.039	5
1509		15	max	402.918	5	250.247	6	8.052	4	0	4	.004	4	0	2
1510			min	-90.693	2	48.854	1	-6.551	3	0	3	-.003	3	-.042	5
1511		16	max	402.918	5	250.247	6	8.052	4	0	4	.005	4	-.001	2
1512			min	-90.693	2	48.854	1	-6.551	3	0	3	-.003	3	-.045	5
1513		17	max	402.918	5	250.247	6	8.052	4	0	4	.005	4	-.003	2
1514			min	-90.693	2	48.854	1	-6.551	3	0	3	-.003	3	-.049	5
1515		18	max	402.918	5	250.247	6	8.052	4	0	4	.005	4	-.005	2
1516			min	-90.693	2	48.854	1	-6.551	3	0	3	-.003	3	-.052	5
1517		19	max	402.918	5	250.247	6	8.052	4	0	4	.005	4	-.007	2
1518			min	-90.693	2	48.854	1	-6.551	3	0	3	-.003	3	-.056	5
1519		20	max	402.918	5	250.247	6	8.052	4	0	4	.005	4	-.009	2
1520			min	-90.693	2	48.854	1	-6.551	3	0	3	-.003	3	-.059	5
1521	M143	1	max	2677.537	1	191.489	1	1037.767	2	.336	5	.422	1	.365	5
1522			min	-1086.222	2	-137.127	2	-2718.393	5	.083	2	-.29	2	.065	2
1523		2	max	2677.537	1	191.489	1	1037.767	2	.336	5	.398	1	.364	5
1524			min	-1086.222	2	-137.127	2	-2718.393	5	.083	2	-.281	2	.067	2

Envelope Member Section Forces (Continued)

	Member	Sec		Axial[lb]	LC	y Shear[lb]	LC	z Shear[lb]	LC	Torque[k-...	LC	y-y Mome...	LC	z-z Mome...	LC
1525		3	max	2677.537	1	191.489	1	1037.767	2	.336	5	.374	1	.363	5
1526			min	-1086.222	2	-137.127	2	-2718.393	5	.083	2	-.271	2	.068	2
1527		4	max	2677.537	1	191.489	1	1037.767	2	.336	5	.351	1	.362	5
1528			min	-1086.222	2	-137.127	2	-2718.393	5	.083	2	-.262	2	.069	2
1529		5	max	2677.537	1	191.489	1	1037.767	2	.336	5	.327	1	.361	5
1530			min	-1086.222	2	-137.127	2	-2718.393	5	.083	2	-.253	2	.07	2
1531		6	max	2677.537	1	191.489	1	1037.767	2	.336	5	.303	1	.36	5
1532			min	-1086.222	2	-137.127	2	-2718.393	5	.083	2	-.244	2	.071	2
1533		7	max	2677.537	1	191.489	1	1037.767	2	.336	5	.28	1	.359	5
1534			min	-1086.222	2	-137.127	2	-2718.393	5	.083	2	-.235	2	.073	2
1535		8	max	2677.537	1	191.489	1	1037.767	2	.336	5	.256	1	.358	5
1536			min	-1086.222	2	-137.127	2	-2718.393	5	.083	2	-.226	2	.074	2
1537		9	max	2677.537	1	191.489	1	1037.767	2	.336	5	.233	1	.357	5
1538			min	-1086.222	2	-137.127	2	-2718.393	5	.083	2	-.217	2	.075	2
1539		10	max	2677.537	1	191.489	1	1037.767	2	.336	5	.209	1	.356	5
1540			min	-1086.222	2	-137.127	2	-2718.393	5	.083	2	-.208	2	.076	2
1541		11	max	2677.537	1	191.489	1	1037.767	2	.336	5	.185	1	.355	5
1542			min	-1086.222	2	-137.127	2	-2718.393	5	.083	2	-.199	2	.077	2
1543		12	max	2677.537	1	191.489	1	1037.767	2	.336	5	.162	1	.354	5
1544			min	-1086.222	2	-137.127	2	-2718.393	5	.083	2	-.189	2	.079	2
1545		13	max	2677.537	1	191.489	1	1037.767	2	.336	5	.138	1	.353	5
1546			min	-1086.222	2	-137.127	2	-2718.393	5	.083	2	-.18	2	.08	2
1547		14	max	2677.537	1	191.489	1	1037.767	2	.336	5	.115	1	.352	5
1548			min	-1086.222	2	-137.127	2	-2718.393	5	.083	2	-.171	2	.081	2
1549		15	max	2677.537	1	191.489	1	1037.767	2	.336	5	.091	1	.351	5
1550			min	-1086.222	2	-137.127	2	-2718.393	5	.083	2	-.162	2	.082	2
1551		16	max	2677.537	1	191.489	1	1037.767	2	.336	5	.067	1	.35	5
1552			min	-1086.222	2	-137.127	2	-2718.393	5	.083	2	-.155	6	.083	2
1553		17	max	2677.537	1	191.489	1	1037.767	2	.336	5	.044	1	.349	5
1554			min	-1086.222	2	-137.127	2	-2718.393	5	.083	2	-.169	6	.085	2
1555		18	max	2677.537	1	191.489	1	1037.767	2	.336	5	.02	1	.348	5
1556			min	-1086.222	2	-137.127	2	-2718.393	5	.083	2	-.184	6	.086	2
1557		19	max	2677.537	1	191.489	1	1037.767	2	.336	5	-.004	1	.347	5
1558			min	-1086.222	2	-137.127	2	-2718.393	5	.083	2	-.199	6	.087	2
1559		20	max	2677.537	1	191.489	1	1037.767	2	.336	5	-.027	1	.346	5
1560			min	-1086.222	2	-137.127	2	-2718.393	5	.083	2	-.214	6	.088	2
1561	M145	1	max	58.925	2	541.393	7	357.777	2	-.103	1	.57	5	.863	6
1562			min	-1286.524	5	34.819	4	-1154.576	5	-.443	6	.064	2	.133	1
1563		2	max	58.925	2	541.393	7	357.777	2	-.103	1	.56	5	.858	6
1564			min	-1286.524	5	34.819	4	-1154.576	5	-.443	6	.067	2	.132	1
1565		3	max	58.925	2	541.393	7	357.777	2	-.103	1	.549	5	.854	6
1566			min	-1286.524	5	34.819	4	-1154.576	5	-.443	6	.07	2	.132	1
1567		4	max	58.925	2	541.393	7	357.777	2	-.103	1	.539	5	.849	6
1568			min	-1286.524	5	34.819	4	-1154.576	5	-.443	6	.073	2	.131	1
1569		5	max	58.925	2	541.393	7	357.777	2	-.103	1	.529	5	.845	6
1570			min	-1286.524	5	34.819	4	-1154.576	5	-.443	6	.076	2	.13	1
1571		6	max	58.925	2	541.393	7	357.777	2	-.103	1	.519	5	.84	6
1572			min	-1286.524	5	34.819	4	-1154.576	5	-.443	6	.08	2	.129	1
1573		7	max	58.925	2	541.393	7	357.777	2	-.103	1	.509	5	.835	6
1574			min	-1286.524	5	34.819	4	-1154.576	5	-.443	6	.083	2	.129	1
1575		8	max	58.925	2	541.393	7	357.777	2	-.103	1	.499	5	.831	6
1576			min	-1286.524	5	34.819	4	-1154.576	5	-.443	6	.086	2	.128	1

Envelope Member Section Forces (Continued)

	Member	Sec		Axial[lb]	LC	y Shear[lb]	LC	z Shear[lb]	LC	Torque[k-...	LC	y-y Mome...	LC	z-z Mome...	LC
1577		9	max	58.925	2	541.393	7	357.777	2	-.103	1	.489	5	.826	6
1578			min	-1286.524	5	34.819	4	-1154.576	5	-.443	6	.089	2	.127	1
1579		10	max	58.925	2	541.393	7	357.777	2	-.103	1	.48	7	.822	6
1580			min	-1286.524	5	34.819	4	-1154.576	5	-.443	6	.092	2	.126	1
1581		11	max	58.925	2	541.393	7	357.777	2	-.103	1	.471	7	.817	6
1582			min	-1286.524	5	34.819	4	-1154.576	5	-.443	6	.095	2	.126	1
1583		12	max	58.925	2	541.393	7	357.777	2	-.103	1	.463	7	.812	6
1584			min	-1286.524	5	34.819	4	-1154.576	5	-.443	6	.098	2	.125	1
1585		13	max	58.925	2	541.393	7	357.777	2	-.103	1	.455	7	.808	6
1586			min	-1286.524	5	34.819	4	-1154.576	5	-.443	6	.098	4	.124	1
1587		14	max	58.925	2	541.393	7	357.777	2	-.103	1	.447	7	.803	6
1588			min	-1286.524	5	34.819	4	-1154.576	5	-.443	6	.094	4	.123	1
1589		15	max	58.925	2	541.393	7	357.777	2	-.103	1	.438	7	.799	6
1590			min	-1286.524	5	34.819	4	-1154.576	5	-.443	6	.09	4	.123	1
1591		16	max	58.925	2	541.393	7	357.777	2	-.103	1	.43	7	.794	6
1592			min	-1286.524	5	34.819	4	-1154.576	5	-.443	6	.086	4	.122	1
1593		17	max	58.925	2	541.393	7	357.777	2	-.103	1	.422	7	.789	6
1594			min	-1286.524	5	34.819	4	-1154.576	5	-.443	6	.082	4	.121	1
1595		18	max	58.925	2	541.393	7	357.777	2	-.103	1	.414	7	.785	6
1596			min	-1286.524	5	34.819	4	-1154.576	5	-.443	6	.078	4	.12	1
1597		19	max	58.925	2	541.393	7	357.777	2	-.103	1	.405	7	.78	6
1598			min	-1286.524	5	34.819	4	-1154.576	5	-.443	6	.074	4	.119	1
1599		20	max	58.925	2	541.393	7	357.777	2	-.103	1	.397	7	.775	6
1600			min	-1286.524	5	34.819	4	-1154.576	5	-.443	6	.07	4	.119	1
1601	M146	1	max	815.552	6	398.652	3	1124.504	1	0	11	.071	6	.127	3
1602			min	82.71	1	-685.819	4	-906.666	2	0	1	-.013	1	-.194	4
1603		2	max	815.552	6	398.652	3	1124.504	1	0	11	.072	6	.122	3
1604			min	82.71	1	-685.819	4	-906.666	2	0	1	0	1	-.186	4
1605		3	max	815.552	6	398.652	3	1124.504	1	0	11	.072	6	.118	3
1606			min	82.71	1	-685.819	4	-906.666	2	0	1	.008	4	-.179	4
1607		4	max	815.552	6	398.652	3	1124.504	1	0	11	.072	6	.113	3
1608			min	82.71	1	-685.819	4	-906.666	2	0	1	.01	4	-.171	4
1609		5	max	815.552	6	398.652	3	1124.504	1	0	11	.075	7	.109	3
1610			min	82.71	1	-685.819	4	-906.666	2	0	1	.012	4	-.164	4
1611		6	max	815.552	6	398.652	3	1124.504	1	0	11	.078	7	.105	3
1612			min	82.71	1	-685.819	4	-906.666	2	0	1	.005	2	-.156	4
1613		7	max	815.552	6	398.652	3	1124.504	1	0	11	.081	5	.1	3
1614			min	82.71	1	-685.819	4	-906.666	2	0	1	-.005	2	-.149	4
1615		8	max	815.552	6	398.652	3	1124.504	1	0	11	.087	5	.096	3
1616			min	82.71	1	-685.819	4	-906.666	2	0	1	-.015	2	-.141	4
1617		9	max	815.552	6	398.652	3	1124.504	1	0	11	.093	5	.092	3
1618			min	82.71	1	-685.819	4	-906.666	2	0	1	-.025	2	-.134	4
1619		10	max	815.552	6	398.652	3	1124.504	1	0	11	.098	5	.087	3
1620			min	82.71	1	-685.819	4	-906.666	2	0	1	-.035	2	-.126	4
1621		11	max	815.552	6	398.652	3	1124.504	1	0	11	.111	1	.083	3
1622			min	82.71	1	-685.819	4	-906.666	2	0	1	-.045	2	-.119	4
1623		12	max	815.552	6	398.652	3	1124.504	1	0	11	.123	1	.078	3
1624			min	82.71	1	-685.819	4	-906.666	2	0	1	-.055	2	-.111	4
1625		13	max	815.552	6	398.652	3	1124.504	1	0	11	.135	1	.074	3
1626			min	82.71	1	-685.819	4	-906.666	2	0	1	-.065	2	-.104	4
1627		14	max	815.552	6	398.652	3	1124.504	1	0	11	.148	1	.07	3
1628			min	82.71	1	-685.819	4	-906.666	2	0	1	-.075	2	-.096	4

Envelope Member Section Forces (Continued)

	Member	Sec		Axial[lb]	LC	y Shear[lb]	LC	z Shear[lb]	LC	Torque[k-...	LC	y-y Mome...	LC	z-z Mome...	LC
1629		15	max	815.552	6	398.652	3	1124.504	1	0	11	.16	1	.065	3
1630			min	82.71	1	-685.819	4	-906.666	2	0	1	-.085	2	-.089	4
1631		16	max	815.552	6	398.652	3	1124.504	1	0	11	.172	1	.061	3
1632			min	82.71	1	-685.819	4	-906.666	2	0	1	-.094	2	-.081	4
1633		17	max	815.552	6	398.652	3	1124.504	1	0	11	.184	1	.057	3
1634			min	82.71	1	-685.819	4	-906.666	2	0	1	-.104	2	-.074	4
1635		18	max	815.552	6	398.652	3	1124.504	1	0	11	.197	1	.052	3
1636			min	82.71	1	-685.819	4	-906.666	2	0	1	-.114	2	-.066	4
1637		19	max	815.552	6	398.652	3	1124.504	1	0	11	.209	1	.048	3
1638			min	82.71	1	-685.819	4	-906.666	2	0	1	-.124	2	-.059	4
1639		20	max	815.552	6	398.652	3	1124.504	1	0	11	.221	1	.044	3
1640			min	82.71	1	-685.819	4	-906.666	2	0	1	-.134	2	-.051	4
1641	M147	1	max	685.66	4	817.004	6	1124.513	1	.134	2	0	3	.044	3
1642			min	-397.568	3	82.748	1	-907.052	2	-.221	1	0	1	-.051	4
1643		2	max	685.66	4	817.004	6	1124.513	1	.134	2	.031	1	.035	3
1644			min	-397.568	3	82.748	1	-907.052	2	-.221	1	-.025	2	-.059	8
1645		3	max	685.66	4	817.004	6	1124.513	1	.134	2	.062	1	.026	3
1646			min	-397.568	3	82.748	1	-907.052	2	-.221	1	-.05	2	-.08	8
1647		4	max	685.66	4	817.004	6	1124.513	1	.134	2	.092	1	.017	3
1648			min	-397.568	3	82.748	1	-907.052	2	-.221	1	-.075	2	-.101	8
1649		5	max	685.66	4	817.004	6	1124.513	1	.134	2	.123	1	.008	3
1650			min	-397.568	3	82.748	1	-907.052	2	-.221	1	-.099	2	-.122	8
1651		6	max	685.66	4	817.004	6	1124.513	1	.134	2	.154	1	-.001	3
1652			min	-397.568	3	82.748	1	-907.052	2	-.221	1	-.124	2	-.142	8
1653		7	max	685.66	4	817.004	6	1124.513	1	.134	2	.185	1	-.01	3
1654			min	-397.568	3	82.748	1	-907.052	2	-.221	1	-.149	2	-.163	8
1655		8	max	685.66	4	817.004	6	1124.513	1	.134	2	.216	1	-.019	3
1656			min	-397.568	3	82.748	1	-907.052	2	-.221	1	-.174	2	-.184	8
1657		9	max	685.66	4	817.004	6	1124.513	1	.134	2	.247	1	-.028	3
1658			min	-397.568	3	82.748	1	-907.052	2	-.221	1	-.199	2	-.205	8
1659		10	max	685.66	4	817.004	6	1124.513	1	.134	2	.277	1	-.035	1
1660			min	-397.568	3	82.748	1	-907.052	2	-.221	1	-.224	2	-.225	8
1661		11	max	685.66	4	817.004	6	1124.513	1	.134	2	.308	1	-.037	1
1662			min	-397.568	3	82.748	1	-907.052	2	-.221	1	-.249	2	-.246	8
1663		12	max	685.66	4	817.004	6	1124.513	1	.134	2	.339	1	-.04	1
1664			min	-397.568	3	82.748	1	-907.052	2	-.221	1	-.274	2	-.267	8
1665		13	max	685.66	4	817.004	6	1124.513	1	.134	2	.37	1	-.042	1
1666			min	-397.568	3	82.748	1	-907.052	2	-.221	1	-.298	2	-.288	8
1667		14	max	685.66	4	817.004	6	1124.513	1	.134	2	.401	1	-.044	1
1668			min	-397.568	3	82.748	1	-907.052	2	-.221	1	-.323	2	-.308	8
1669		15	max	685.66	4	817.004	6	1124.513	1	.134	2	.432	1	-.046	1
1670			min	-397.568	3	82.748	1	-907.052	2	-.221	1	-.348	2	-.329	8
1671		16	max	685.66	4	817.004	6	1124.513	1	.134	2	.462	1	-.049	1
1672			min	-397.568	3	82.748	1	-907.052	2	-.221	1	-.373	2	-.35	8
1673		17	max	685.66	4	817.004	6	1124.513	1	.134	2	.493	1	-.051	1
1674			min	-397.568	3	82.748	1	-907.052	2	-.221	1	-.398	2	-.371	8
1675		18	max	685.66	4	817.004	6	1124.513	1	.134	2	.524	1	-.053	1
1676			min	-397.568	3	82.748	1	-907.052	2	-.221	1	-.423	2	-.391	8
1677		19	max	685.66	4	817.004	6	1124.513	1	.134	2	.555	1	-.055	1
1678			min	-397.568	3	82.748	1	-907.052	2	-.221	1	-.448	2	-.412	8
1679		20	max	685.66	4	817.004	6	1124.513	1	.134	2	.586	1	-.058	1
1680			min	-397.568	3	82.748	1	-907.052	2	-.221	1	-.472	2	-.433	6

Envelope Member Section Forces (Continued)

	Member	Sec		Axial[lb]	LC	y Shear[lb]	LC	z Shear[lb]	LC	Torque[k-...	LC	y-y Mome...	LC	z-z Mome...	LC
1681	M151	1	max	326.614	6	269.441	1	1079.538	8	0	11	-.009	2	.102	7
1682			min	7.685	1	-151.637	2	36.125	3	0	1	-.479	5	-.005	2
1683		2	max	326.614	6	269.441	1	1079.538	8	0	11	-.008	2	.1	7
1684			min	7.685	1	-151.637	2	36.125	3	0	1	-.467	5	-.003	2
1685		3	max	326.614	6	269.441	1	1079.538	8	0	11	-.008	2	.098	7
1686			min	7.685	1	-151.637	2	36.125	3	0	1	-.455	5	-.001	2
1687		4	max	326.614	6	269.441	1	1079.538	8	0	11	-.007	2	.096	7
1688			min	7.685	1	-151.637	2	36.125	3	0	1	-.443	5	0	4
1689		5	max	326.614	6	269.441	1	1079.538	8	0	11	-.007	2	.094	7
1690			min	7.685	1	-151.637	2	36.125	3	0	1	-.432	5	0	4
1691		6	max	326.614	6	269.441	1	1079.538	8	0	11	-.006	2	.092	7
1692			min	7.685	1	-151.637	2	36.125	3	0	1	-.42	5	-.001	4
1693		7	max	326.614	6	269.441	1	1079.538	8	0	11	-.006	2	.091	7
1694			min	7.685	1	-151.637	2	36.125	3	0	1	-.408	5	-.002	4
1695		8	max	326.614	6	269.441	1	1079.538	8	0	11	-.005	2	.089	7
1696			min	7.685	1	-151.637	2	36.125	3	0	1	-.397	5	-.002	4
1697		9	max	326.614	6	269.441	1	1079.538	8	0	11	-.005	2	.087	7
1698			min	7.685	1	-151.637	2	36.125	3	0	1	-.385	5	-.002	4
1699		10	max	326.614	6	269.441	1	1079.538	8	0	11	-.004	2	.085	7
1700			min	7.685	1	-151.637	2	36.125	3	0	1	-.373	5	-.003	4
1701		11	max	326.614	6	269.441	1	1079.538	8	0	11	-.004	2	.083	7
1702			min	7.685	1	-151.637	2	36.125	3	0	1	-.362	5	-.003	4
1703		12	max	326.614	6	269.441	1	1079.538	8	0	11	-.003	2	.081	7
1704			min	7.685	1	-151.637	2	36.125	3	0	1	-.351	7	-.003	4
1705		13	max	326.614	6	269.441	1	1079.538	8	0	11	-.003	2	.079	7
1706			min	7.685	1	-151.637	2	36.125	3	0	1	-.341	7	-.004	4
1707		14	max	326.614	6	269.441	1	1079.538	8	0	11	-.002	2	.078	7
1708			min	7.685	1	-151.637	2	36.125	3	0	1	-.331	7	-.004	4
1709		15	max	326.614	6	269.441	1	1079.538	8	0	11	-.001	2	.076	7
1710			min	7.685	1	-151.637	2	36.125	3	0	1	-.322	7	-.005	4
1711		16	max	326.614	6	269.441	1	1079.538	8	0	11	0	4	.074	7
1712			min	7.685	1	-151.637	2	36.125	3	0	1	-.312	7	-.005	4
1713		17	max	326.614	6	269.441	1	1079.538	8	0	11	.007	4	.072	7
1714			min	7.685	1	-151.637	2	36.125	3	0	1	-.303	7	-.005	4
1715		18	max	326.614	6	269.441	1	1079.538	8	0	11	.015	4	.07	7
1716			min	7.685	1	-151.637	2	36.125	3	0	1	-.293	7	-.006	4
1717		19	max	326.614	6	269.441	1	1079.538	8	0	11	.022	4	.068	7
1718			min	7.685	1	-151.637	2	36.125	3	0	1	-.283	7	-.006	4
1719		20	max	326.614	6	269.441	1	1079.538	8	0	11	.03	4	.066	7
1720			min	7.685	1	-151.637	2	36.125	3	0	1	-.274	7	-.007	4
1721	M152	1	max	152.065	2	326.459	6	1080.166	8	.274	7	0	1	.065	7
1722			min	-266.361	1	7.619	1	36.706	3	-.03	4	0	2	-.006	4
1723		2	max	152.065	2	326.459	6	1080.166	8	.274	7	.03	8	.057	7
1724			min	-266.361	1	7.619	1	36.706	3	-.03	4	.001	3	-.008	4
1725		3	max	152.065	2	326.459	6	1080.166	8	.274	7	.059	8	.048	7
1726			min	-266.361	1	7.619	1	36.706	3	-.03	4	.002	3	-.009	4
1727		4	max	152.065	2	326.459	6	1080.166	8	.274	7	.089	8	.039	7
1728			min	-266.361	1	7.619	1	36.706	3	-.03	4	.003	3	-.01	4
1729		5	max	152.065	2	326.459	6	1080.166	8	.274	7	.119	8	.034	10
1730			min	-266.361	1	7.619	1	36.706	3	-.03	4	.004	3	-.012	4
1731		6	max	152.065	2	326.459	6	1080.166	8	.274	7	.149	8	.031	10
1732			min	-266.361	1	7.619	1	36.706	3	-.03	4	.005	3	-.013	4

Envelope Member Section Forces (Continued)

	Member	Sec		Axial[lb]	LC	y Shear[lb]	LC	z Shear[lb]	LC	Torque[k-...	LC	y-y Mome...	LC	z-z Mome...	LC
1733		7	max	152.065	2	326.459	6	1080.166	8	.274	7	.178	8	.028	10
1734			min	-266.361	1	7.619	1	36.706	3	-.03	4	.006	3	-.014	4
1735		8	max	152.065	2	326.459	6	1080.166	8	.274	7	.208	8	.025	10
1736			min	-266.361	1	7.619	1	36.706	3	-.03	4	.007	3	-.015	4
1737		9	max	152.065	2	326.459	6	1080.166	8	.274	7	.238	8	.023	10
1738			min	-266.361	1	7.619	1	36.706	3	-.03	4	.008	3	-.019	2
1739		10	max	152.065	2	326.459	6	1080.166	8	.274	7	.268	8	.02	10
1740			min	-266.361	1	7.619	1	36.706	3	-.03	4	.009	3	-.025	2
1741		11	max	152.065	2	326.459	6	1080.166	8	.274	7	.297	8	.017	10
1742			min	-266.361	1	7.619	1	36.706	3	-.03	4	.01	3	-.031	2
1743		12	max	152.065	2	326.459	6	1080.166	8	.274	7	.327	8	.014	10
1744			min	-266.361	1	7.619	1	36.706	3	-.03	4	.011	3	-.037	6
1745		13	max	152.065	2	326.459	6	1080.166	8	.274	7	.357	8	.013	1
1746			min	-266.361	1	7.619	1	36.706	3	-.03	4	.012	3	-.046	6
1747		14	max	152.065	2	326.459	6	1080.166	8	.274	7	.387	8	.013	1
1748			min	-266.361	1	7.619	1	36.706	3	-.03	4	.013	3	-.055	6
1749		15	max	152.065	2	326.459	6	1080.166	8	.274	7	.416	8	.013	1
1750			min	-266.361	1	7.619	1	36.706	3	-.03	4	.014	3	-.064	6
1751		16	max	152.065	2	326.459	6	1080.166	8	.274	7	.446	8	.012	1
1752			min	-266.361	1	7.619	1	36.706	3	-.03	4	.015	3	-.073	6
1753		17	max	152.065	2	326.459	6	1080.166	8	.274	7	.476	8	.012	1
1754			min	-266.361	1	7.619	1	36.706	3	-.03	4	.016	3	-.082	6
1755		18	max	152.065	2	326.459	6	1080.166	8	.274	7	.506	8	.012	1
1756			min	-266.361	1	7.619	1	36.706	3	-.03	4	.017	3	-.091	6
1757		19	max	152.065	2	326.459	6	1080.166	8	.274	7	.535	8	.012	1
1758			min	-266.361	1	7.619	1	36.706	3	-.03	4	.018	3	-.1	6
1759		20	max	152.065	2	326.459	6	1080.166	8	.274	7	.565	8	.012	1
1760			min	-266.361	1	7.619	1	36.706	3	-.03	4	.019	3	-.109	6
1761	M153	1	max	731.567	7	321.581	3	1021.445	1	0	11	.416	2	.102	7
1762			min	173.13	4	-555.476	4	-754.238	2	0	1	-.512	1	-.035	4
1763		2	max	731.567	7	321.581	3	1021.445	1	0	11	.408	2	.104	7
1764			min	173.13	4	-555.476	4	-754.238	2	0	1	-.501	1	-.029	4
1765		3	max	731.567	7	321.581	3	1021.445	1	0	11	.399	2	.105	7
1766			min	173.13	4	-555.476	4	-754.238	2	0	1	-.489	1	-.023	4
1767		4	max	731.567	7	321.581	3	1021.445	1	0	11	.391	2	.107	7
1768			min	173.13	4	-555.476	4	-754.238	2	0	1	-.478	1	-.017	4
1769		5	max	731.567	7	321.581	3	1021.445	1	0	11	.383	2	.109	7
1770			min	173.13	4	-555.476	4	-754.238	2	0	1	-.467	1	-.011	4
1771		6	max	731.567	7	321.581	3	1021.445	1	0	11	.375	2	.111	7
1772			min	173.13	4	-555.476	4	-754.238	2	0	1	-.456	1	-.005	4
1773		7	max	731.567	7	321.581	3	1021.445	1	0	11	.366	2	.112	7
1774			min	173.13	4	-555.476	4	-754.238	2	0	1	-.445	1	.002	4
1775		8	max	731.567	7	321.581	3	1021.445	1	0	11	.358	2	.114	7
1776			min	173.13	4	-555.476	4	-754.238	2	0	1	-.433	1	.004	1
1777		9	max	731.567	7	321.581	3	1021.445	1	0	11	.35	2	.118	6
1778			min	173.13	4	-555.476	4	-754.238	2	0	1	-.422	1	0	1
1779		10	max	731.567	7	321.581	3	1021.445	1	0	11	.342	2	.122	6
1780			min	173.13	4	-555.476	4	-754.238	2	0	1	-.411	1	-.003	1
1781		11	max	731.567	7	321.581	3	1021.445	1	0	11	.333	2	.126	6
1782			min	173.13	4	-555.476	4	-754.238	2	0	1	-.4	1	-.006	1
1783		12	max	731.567	7	321.581	3	1021.445	1	0	11	.325	2	.13	6
1784			min	173.13	4	-555.476	4	-754.238	2	0	1	-.389	1	-.009	1

Envelope Member Section Forces (Continued)

	Member	Sec		Axial[lb]	LC	y Shear[lb]	LC	z Shear[lb]	LC	Torque[k-...	LC	y-y Mome...	LC	z-z Mome...	LC
1785		13	max	731.567	7	321.581	3	1021.445	1	0	11	.317	2	.135	6
1786			min	173.13	4	-555.476	4	-754.238	2	0	1	-.377	1	-.013	1
1787		14	max	731.567	7	321.581	3	1021.445	1	0	11	.308	2	.139	6
1788			min	173.13	4	-555.476	4	-754.238	2	0	1	-.366	1	-.016	1
1789		15	max	731.567	7	321.581	3	1021.445	1	0	11	.3	2	.143	6
1790			min	173.13	4	-555.476	4	-754.238	2	0	1	-.355	1	-.019	1
1791		16	max	731.567	7	321.581	3	1021.445	1	0	11	.292	2	.147	6
1792			min	173.13	4	-555.476	4	-754.238	2	0	1	-.344	1	-.022	1
1793		17	max	731.567	7	321.581	3	1021.445	1	0	11	.284	2	.151	6
1794			min	173.13	4	-555.476	4	-754.238	2	0	1	-.333	1	-.026	1
1795		18	max	731.567	7	321.581	3	1021.445	1	0	11	.275	2	.155	6
1796			min	173.13	4	-555.476	4	-754.238	2	0	1	-.321	1	-.029	1
1797		19	max	731.567	7	321.581	3	1021.445	1	0	11	.267	2	.16	6
1798			min	173.13	4	-555.476	4	-754.238	2	0	1	-.31	1	-.032	1
1799		20	max	731.567	7	321.581	3	1021.445	1	0	11	.259	2	.164	6
1800			min	173.13	4	-555.476	4	-754.238	2	0	1	-.299	1	-.036	1
1801	M154	1	max	1020.944	1	732.577	7	321.243	3	.164	6	0	2	.259	2
1802			min	-753.356	2	173.49	4	-554.975	4	-.036	1	0	1	-.299	1
1803		2	max	1020.944	1	732.577	7	321.243	3	.164	6	.009	3	.253	2
1804			min	-753.356	2	173.49	4	-554.975	4	-.036	1	-.015	4	-.307	1
1805		3	max	1020.944	1	732.577	7	321.243	3	.164	6	.018	3	.247	2
1806			min	-753.356	2	173.49	4	-554.975	4	-.036	1	-.03	4	-.316	1
1807		4	max	1020.944	1	732.577	7	321.243	3	.164	6	.026	3	.241	2
1808			min	-753.356	2	173.49	4	-554.975	4	-.036	1	-.046	4	-.324	1
1809		5	max	1020.944	1	732.577	7	321.243	3	.164	6	.035	3	.235	2
1810			min	-753.356	2	173.49	4	-554.975	4	-.036	1	-.061	4	-.333	1
1811		6	max	1020.944	1	732.577	7	321.243	3	.164	6	.044	3	.23	2
1812			min	-753.356	2	173.49	4	-554.975	4	-.036	1	-.076	4	-.341	1
1813		7	max	1020.944	1	732.577	7	321.243	3	.164	6	.053	3	.224	2
1814			min	-753.356	2	173.49	4	-554.975	4	-.036	1	-.091	4	-.35	1
1815		8	max	1020.944	1	732.577	7	321.243	3	.164	6	.062	3	.218	2
1816			min	-753.356	2	173.49	4	-554.975	4	-.036	1	-.106	4	-.358	1
1817		9	max	1020.944	1	732.577	7	321.243	3	.164	6	.07	3	.212	2
1818			min	-753.356	2	173.49	4	-554.975	4	-.036	1	-.122	4	-.366	1
1819		10	max	1020.944	1	732.577	7	321.243	3	.164	6	.079	3	.206	2
1820			min	-753.356	2	173.49	4	-554.975	4	-.036	1	-.137	4	-.375	1
1821		11	max	1020.944	1	732.577	7	321.243	3	.164	6	.088	3	.2	2
1822			min	-753.356	2	173.49	4	-554.975	4	-.036	1	-.152	4	-.383	1
1823		12	max	1020.944	1	732.577	7	321.243	3	.164	6	.097	3	.194	2
1824			min	-753.356	2	173.49	4	-554.975	4	-.036	1	-.167	4	-.392	1
1825		13	max	1020.944	1	732.577	7	321.243	3	.164	6	.106	3	.188	2
1826			min	-753.356	2	173.49	4	-554.975	4	-.036	1	-.183	4	-.4	1
1827		14	max	1020.944	1	732.577	7	321.243	3	.164	6	.114	3	.183	2
1828			min	-753.356	2	173.49	4	-554.975	4	-.036	1	-.198	4	-.408	1
1829		15	max	1020.944	1	732.577	7	321.243	3	.164	6	.123	3	.177	2
1830			min	-753.356	2	173.49	4	-554.975	4	-.036	1	-.213	4	-.417	1
1831		16	max	1020.944	1	732.577	7	321.243	3	.164	6	.132	3	.171	2
1832			min	-753.356	2	173.49	4	-554.975	4	-.036	1	-.228	4	-.425	1
1833		17	max	1020.944	1	732.577	7	321.243	3	.164	6	.141	3	.165	2
1834			min	-753.356	2	173.49	4	-554.975	4	-.036	1	-.243	4	-.44	5
1835		18	max	1020.944	1	732.577	7	321.243	3	.164	6	.15	3	.159	2
1836			min	-753.356	2	173.49	4	-554.975	4	-.036	1	-.259	4	-.46	5

Envelope Member Section Forces (Continued)

	Member	Sec		Axial[lb]	LC	y Shear[lb]	LC	z Shear[lb]	LC	Torque[k-...	LC	y-y Mome...	LC	z-z Mome...	LC
1837		19	max	1020.944	1	732.577	7	321.243	3	.164	6	.159	3	.153	2
1838			min	-753.356	2	173.49	4	-554.975	4	-.036	1	-.274	4	-.479	5
1839		20	max	1020.944	1	732.577	7	321.243	3	.164	6	.167	3	.147	2
1840			min	-753.356	2	173.49	4	-554.975	4	-.036	1	-.289	4	-.499	5
1841	M155	1	max	513.809	7	325.182	2	242.817	3	0	11	.107	6	-.055	3
1842			min	58.571	4	-1175.382	5	-308.714	2	0	1	-.002	1	-.429	8
1843		2	max	513.809	7	325.182	2	242.817	3	0	11	.105	6	-.055	3
1844			min	58.571	4	-1175.382	5	-308.714	2	0	1	0	1	-.417	8
1845		3	max	513.809	7	325.182	2	242.817	3	0	11	.103	6	-.055	3
1846			min	58.571	4	-1175.382	5	-308.714	2	0	1	.003	1	-.404	8
1847		4	max	513.809	7	325.182	2	242.817	3	0	11	.102	6	-.055	3
1848			min	58.571	4	-1175.382	5	-308.714	2	0	1	.006	1	-.392	8
1849		5	max	513.809	7	325.182	2	242.817	3	0	11	.1	6	-.055	3
1850			min	58.571	4	-1175.382	5	-308.714	2	0	1	.009	1	-.38	8
1851		6	max	513.809	7	325.182	2	242.817	3	0	11	.098	6	-.055	3
1852			min	58.571	4	-1175.382	5	-308.714	2	0	1	.011	1	-.368	8
1853		7	max	513.809	7	325.182	2	242.817	3	0	11	.096	6	-.055	3
1854			min	58.571	4	-1175.382	5	-308.714	2	0	1	.014	1	-.356	8
1855		8	max	513.809	7	325.182	2	242.817	3	0	11	.095	6	-.056	3
1856			min	58.571	4	-1175.382	5	-308.714	2	0	1	.016	1	-.347	6
1857		9	max	513.809	7	325.182	2	242.817	3	0	11	.093	6	-.051	1
1858			min	58.571	4	-1175.382	5	-308.714	2	0	1	.019	1	-.337	6
1859		10	max	513.809	7	325.182	2	242.817	3	0	11	.091	6	-.039	1
1860			min	58.571	4	-1175.382	5	-308.714	2	0	1	.022	1	-.328	6
1861		11	max	513.809	7	325.182	2	242.817	3	0	11	.089	6	-.027	1
1862			min	58.571	4	-1175.382	5	-308.714	2	0	1	.024	1	-.319	6
1863		12	max	513.809	7	325.182	2	242.817	3	0	11	.088	6	-.015	1
1864			min	58.571	4	-1175.382	5	-308.714	2	0	1	.027	4	-.31	6
1865		13	max	513.809	7	325.182	2	242.817	3	0	11	.086	7	-.003	1
1866			min	58.571	4	-1175.382	5	-308.714	2	0	1	.023	4	-.301	6
1867		14	max	513.809	7	325.182	2	242.817	3	0	11	.086	7	.009	1
1868			min	58.571	4	-1175.382	5	-308.714	2	0	1	.02	4	-.292	6
1869		15	max	513.809	7	325.182	2	242.817	3	0	11	.086	7	.021	1
1870			min	58.571	4	-1175.382	5	-308.714	2	0	1	.017	4	-.283	6
1871		16	max	513.809	7	325.182	2	242.817	3	0	11	.086	7	.033	1
1872			min	58.571	4	-1175.382	5	-308.714	2	0	1	.013	4	-.273	6
1873		17	max	513.809	7	325.182	2	242.817	3	0	11	.086	7	.044	1
1874			min	58.571	4	-1175.382	5	-308.714	2	0	1	.01	4	-.264	6
1875		18	max	513.809	7	325.182	2	242.817	3	0	11	.086	7	.056	1
1876			min	58.571	4	-1175.382	5	-308.714	2	0	1	.006	4	-.255	6
1877		19	max	513.809	7	325.182	2	242.817	3	0	11	.086	7	.068	1
1878			min	58.571	4	-1175.382	5	-308.714	2	0	1	.003	4	-.246	6
1879		20	max	513.809	7	325.182	2	242.817	3	0	11	.085	7	.08	1
1880			min	58.571	4	-1175.382	5	-308.714	2	0	1	0	4	-.237	6
1881	M156	1	max	245.49	1	513.787	7	324.08	2	.08	1	0	3	.085	7
1882			min	-309.136	2	58.379	4	-1175.877	5	-.237	6	0	1	0	4
1883		2	max	245.49	1	513.787	7	324.08	2	.08	1	.009	2	.07	7
1884			min	-309.136	2	58.379	4	-1175.877	5	-.237	6	-.032	5	-.002	4
1885		3	max	245.49	1	513.787	7	324.08	2	.08	1	.018	2	.056	7
1886			min	-309.136	2	58.379	4	-1175.877	5	-.237	6	-.065	5	-.007	2
1887		4	max	245.49	1	513.787	7	324.08	2	.08	1	.027	2	.043	5
1888			min	-309.136	2	58.379	4	-1175.877	5	-.237	6	-.097	5	-.014	2

Envelope Member Section Forces (Continued)

	Member	Sec		Axial[lb]	LC	y Shear[lb]	LC	z Shear[lb]	LC	Torque[k-...	LC	y-y Mome...	LC	z-z Mome...	LC
1889		5	max	245.49	1	513.787	7	324.08	2	.08	1	.036	2	.036	1
1890			min	-309.136	2	58.379	4	-1175.877	5	-.237	6	-.13	5	-.021	2
1891		6	max	245.49	1	513.787	7	324.08	2	.08	1	.045	2	.032	1
1892			min	-309.136	2	58.379	4	-1175.877	5	-.237	6	-.162	5	-.027	2
1893		7	max	245.49	1	513.787	7	324.08	2	.08	1	.054	2	.029	1
1894			min	-309.136	2	58.379	4	-1175.877	5	-.237	6	-.194	5	-.034	2
1895		8	max	245.49	1	513.787	7	324.08	2	.08	1	.062	2	.026	1
1896			min	-309.136	2	58.379	4	-1175.877	5	-.237	6	-.227	5	-.041	2
1897		9	max	245.49	1	513.787	7	324.08	2	.08	1	.071	2	.023	1
1898			min	-309.136	2	58.379	4	-1175.877	5	-.237	6	-.259	5	-.047	2
1899		10	max	245.49	1	513.787	7	324.08	2	.08	1	.08	2	.019	1
1900			min	-309.136	2	58.379	4	-1175.877	5	-.237	6	-.291	5	-.054	2
1901		11	max	245.49	1	513.787	7	324.08	2	.08	1	.089	2	.016	1
1902			min	-309.136	2	58.379	4	-1175.877	5	-.237	6	-.324	5	-.064	6
1903		12	max	245.49	1	513.787	7	324.08	2	.08	1	.098	2	.013	1
1904			min	-309.136	2	58.379	4	-1175.877	5	-.237	6	-.356	5	-.078	6
1905		13	max	245.49	1	513.787	7	324.08	2	.08	1	.107	2	.01	1
1906			min	-309.136	2	58.379	4	-1175.877	5	-.237	6	-.389	5	-.091	6
1907		14	max	245.49	1	513.787	7	324.08	2	.08	1	.116	2	.006	1
1908			min	-309.136	2	58.379	4	-1175.877	5	-.237	6	-.421	5	-.105	6
1909		15	max	245.49	1	513.787	7	324.08	2	.08	1	.125	2	.003	1
1910			min	-309.136	2	58.379	4	-1175.877	5	-.237	6	-.453	5	-.119	6
1911		16	max	245.49	1	513.787	7	324.08	2	.08	1	.134	2	0	1
1912			min	-309.136	2	58.379	4	-1175.877	5	-.237	6	-.486	5	-.133	6
1913		17	max	245.49	1	513.787	7	324.08	2	.08	1	.143	2	-.003	1
1914			min	-309.136	2	58.379	4	-1175.877	5	-.237	6	-.518	5	-.146	6
1915		18	max	245.49	1	513.787	7	324.08	2	.08	1	.152	2	-.007	1
1916			min	-309.136	2	58.379	4	-1175.877	5	-.237	6	-.55	5	-.16	6
1917		19	max	245.49	1	513.787	7	324.08	2	.08	1	.161	2	-.01	1
1918			min	-309.136	2	58.379	4	-1175.877	5	-.237	6	-.583	5	-.174	6
1919		20	max	245.49	1	513.787	7	324.08	2	.08	1	.17	2	-.013	1
1920			min	-309.136	2	58.379	4	-1175.877	5	-.237	6	-.615	5	-.187	6
1921	M178	1	max	310.25	1	425.663	5	16.508	6	0	2	.003	1	.486	7
1922			min	-2894.855	6	87.08	2	-6.589	1	-.004	5	-.008	6	.076	4
1923		2	max	310.25	1	425.663	5	16.508	6	0	2	.003	1	.482	7
1924			min	-2894.855	6	87.08	2	-6.589	1	-.004	5	-.008	6	.075	4
1925		3	max	310.25	1	425.663	5	16.508	6	0	2	.003	1	.479	7
1926			min	-2894.855	6	87.08	2	-6.589	1	-.004	5	-.007	6	.074	4
1927		4	max	310.25	1	425.663	5	16.508	6	0	2	.003	1	.475	7
1928			min	-2894.855	6	87.08	2	-6.589	1	-.004	5	-.007	6	.073	4
1929		5	max	310.25	1	425.663	5	16.508	6	0	2	.003	1	.471	7
1930			min	-2894.855	6	87.08	2	-6.589	1	-.004	5	-.007	6	.072	4
1931		6	max	310.25	1	425.663	5	16.508	6	0	2	.003	1	.467	7
1932			min	-2894.855	6	87.08	2	-6.589	1	-.004	5	-.007	6	.071	4
1933		7	max	310.25	1	425.663	5	16.508	6	0	2	.003	1	.464	7
1934			min	-2894.855	6	87.08	2	-6.589	1	-.004	5	-.007	6	.07	4
1935		8	max	310.25	1	425.663	5	16.508	6	0	2	.002	1	.46	7
1936			min	-2894.855	6	87.08	2	-6.589	1	-.004	5	-.007	6	.069	4
1937		9	max	310.25	1	425.663	5	16.508	6	0	2	.002	1	.456	7
1938			min	-2894.855	6	87.08	2	-6.589	1	-.004	5	-.007	6	.068	4
1939		10	max	310.25	1	425.663	5	16.508	6	0	2	.002	1	.453	7
1940			min	-2894.855	6	87.08	2	-6.589	1	-.004	5	-.006	6	.067	4

Envelope Member Section Forces (Continued)

	Member	Sec		Axial[lb]	LC	y Shear[lb]	LC	z Shear[lb]	LC	Torque[k-...	LC	y-y Mome...	LC	z-z Mome...	LC
1941		11	max	310.25	1	425.663	5	16.508	6	0	2	.002	1	.449	7
1942			min	-2894.855	6	87.08	2	-6.589	1	-.004	5	-.006	6	.066	4
1943		12	max	310.25	1	425.663	5	16.508	6	0	2	.002	1	.445	7
1944			min	-2894.855	6	87.08	2	-6.589	1	-.004	5	-.006	6	.065	4
1945		13	max	310.25	1	425.663	5	16.508	6	0	2	.002	1	.442	7
1946			min	-2894.855	6	87.08	2	-6.589	1	-.004	5	-.006	6	.064	4
1947		14	max	310.25	1	425.663	5	16.508	6	0	2	.002	1	.438	7
1948			min	-2894.855	6	87.08	2	-6.589	1	-.004	5	-.006	6	.063	4
1949		15	max	310.25	1	425.663	5	16.508	6	0	2	.002	1	.434	7
1950			min	-2894.855	6	87.08	2	-6.589	1	-.004	5	-.006	6	.062	4
1951		16	max	310.25	1	425.663	5	16.508	6	0	2	.002	1	.43	7
1952			min	-2894.855	6	87.08	2	-6.589	1	-.004	5	-.006	6	.061	4
1953		17	max	310.25	1	425.663	5	16.508	6	0	2	.002	1	.427	7
1954			min	-2894.855	6	87.08	2	-6.589	1	-.004	5	-.005	6	.06	4
1955		18	max	310.25	1	425.663	5	16.508	6	0	2	.002	1	.423	7
1956			min	-2894.855	6	87.08	2	-6.589	1	-.004	5	-.005	6	.059	4
1957		19	max	310.25	1	425.663	5	16.508	6	0	2	.002	1	.419	7
1958			min	-2894.855	6	87.08	2	-6.589	1	-.004	5	-.005	6	.058	4
1959		20	max	310.25	1	425.663	5	16.508	6	0	2	.002	1	.416	7
1960			min	-2894.855	6	87.08	2	-6.589	1	-.004	5	-.005	6	.057	4
1961	M179	1	max	458.759	1	221.143	7	9.668	2	.001	7	.004	1	.383	7
1962			min	-1840.549	6	39.382	4	-8.698	1	0	4	-.005	2	.06	4
1963		2	max	458.759	1	221.143	7	9.668	2	.001	7	.004	1	.381	7
1964			min	-1840.549	6	39.382	4	-8.698	1	0	4	-.005	2	.059	4
1965		3	max	458.759	1	221.143	7	9.668	2	.001	7	.004	1	.38	7
1966			min	-1840.549	6	39.382	4	-8.698	1	0	4	-.005	2	.059	4
1967		4	max	458.759	1	221.143	7	9.668	2	.001	7	.004	1	.378	7
1968			min	-1840.549	6	39.382	4	-8.698	1	0	4	-.005	2	.059	4
1969		5	max	458.759	1	221.143	7	9.668	2	.001	7	.004	1	.376	7
1970			min	-1840.549	6	39.382	4	-8.698	1	0	4	-.005	2	.058	4
1971		6	max	458.759	1	221.143	7	9.668	2	.001	7	.004	1	.374	7
1972			min	-1840.549	6	39.382	4	-8.698	1	0	4	-.005	2	.058	4
1973		7	max	458.759	1	221.143	7	9.668	2	.001	7	.004	1	.372	7
1974			min	-1840.549	6	39.382	4	-8.698	1	0	4	-.005	2	.057	4
1975		8	max	458.759	1	221.143	7	9.668	2	.001	7	.004	1	.37	7
1976			min	-1840.549	6	39.382	4	-8.698	1	0	4	-.004	2	.057	4
1977		9	max	458.759	1	221.143	7	9.668	2	.001	7	.004	1	.368	7
1978			min	-1840.549	6	39.382	4	-8.698	1	0	4	-.004	2	.057	4
1979		10	max	458.759	1	221.143	7	9.668	2	.001	7	.004	1	.366	7
1980			min	-1840.549	6	39.382	4	-8.698	1	0	4	-.004	2	.056	4
1981		11	max	458.759	1	221.143	7	9.668	2	.001	7	.004	1	.364	7
1982			min	-1840.549	6	39.382	4	-8.698	1	0	4	-.004	2	.056	4
1983		12	max	458.759	1	221.143	7	9.668	2	.001	7	.003	1	.362	7
1984			min	-1840.549	6	39.382	4	-8.698	1	0	4	-.004	2	.056	4
1985		13	max	458.759	1	221.143	7	9.668	2	.001	7	.003	1	.36	7
1986			min	-1840.549	6	39.382	4	-8.698	1	0	4	-.004	2	.055	4
1987		14	max	458.759	1	221.143	7	9.668	2	.001	7	.003	1	.358	7
1988			min	-1840.549	6	39.382	4	-8.698	1	0	4	-.004	2	.055	4
1989		15	max	458.759	1	221.143	7	9.668	2	.001	7	.003	1	.356	7
1990			min	-1840.549	6	39.382	4	-8.698	1	0	4	-.004	2	.055	4
1991		16	max	458.759	1	221.143	7	9.668	2	.001	7	.003	1	.354	7
1992			min	-1840.549	6	39.382	4	-8.698	1	0	4	-.004	2	.054	4

Envelope Member Section Forces (Continued)

	Member	Sec		Axial[lb]	LC	y Shear[lb]	LC	z Shear[lb]	LC	Torque[k-...	LC	y-y Mome...	LC	z-z Mome...	LC
1993		17	max	458.759	1	221.143	7	9.668	2	.001	7	.003	1	.352	7
1994			min	-1840.549	6	39.382	4	-8.698	1	0	4	-.004	2	.054	4
1995		18	max	458.759	1	221.143	7	9.668	2	.001	7	.003	1	.35	7
1996			min	-1840.549	6	39.382	4	-8.698	1	0	4	-.004	2	.054	4
1997		19	max	458.759	1	221.143	7	9.668	2	.001	7	.003	1	.348	7
1998			min	-1840.549	6	39.382	4	-8.698	1	0	4	-.004	2	.053	4
1999		20	max	458.759	1	221.143	7	9.668	2	.001	7	.003	1	.347	7
2000			min	-1840.549	6	39.382	4	-8.698	1	0	4	-.003	2	.053	4
2001	M180	1	max	349.812	6	270.037	7	4.975	2	.002	3	.003	1	.358	5
2002			min	-70.848	1	61.788	4	-6.506	1	-.001	4	-.002	2	.08	4
2003		2	max	349.812	6	270.037	7	4.975	2	.002	3	.003	1	.356	5
2004			min	-70.848	1	61.788	4	-6.506	1	-.001	4	-.002	2	.079	4
2005		3	max	349.812	6	270.037	7	4.975	2	.002	3	.003	1	.354	5
2006			min	-70.848	1	61.788	4	-6.506	1	-.001	4	-.002	2	.079	4
2007		4	max	349.812	6	270.037	7	4.975	2	.002	3	.002	1	.351	5
2008			min	-70.848	1	61.788	4	-6.506	1	-.001	4	-.002	2	.078	4
2009		5	max	349.812	6	270.037	7	4.975	2	.002	3	.002	1	.349	5
2010			min	-70.848	1	61.788	4	-6.506	1	-.001	4	-.002	2	.077	4
2011		6	max	349.812	6	270.037	7	4.975	2	.002	3	.002	1	.347	5
2012			min	-70.848	1	61.788	4	-6.506	1	-.001	4	-.002	2	.077	4
2013		7	max	349.812	6	270.037	7	4.975	2	.002	3	.002	1	.344	5
2014			min	-70.848	1	61.788	4	-6.506	1	-.001	4	-.002	2	.076	4
2015		8	max	349.812	6	270.037	7	4.975	2	.002	3	.002	1	.342	5
2016			min	-70.848	1	61.788	4	-6.506	1	-.001	4	-.002	2	.076	4
2017		9	max	349.812	6	270.037	7	4.975	2	.002	3	.002	1	.34	5
2018			min	-70.848	1	61.788	4	-6.506	1	-.001	4	-.002	2	.075	4
2019		10	max	349.812	6	270.037	7	4.975	2	.002	3	.002	1	.337	5
2020			min	-70.848	1	61.788	4	-6.506	1	-.001	4	-.001	2	.075	4
2021		11	max	349.812	6	270.037	7	4.975	2	.002	3	.002	1	.335	5
2022			min	-70.848	1	61.788	4	-6.506	1	-.001	4	-.001	2	.074	4
2023		12	max	349.812	6	270.037	7	4.975	2	.002	3	.002	1	.333	5
2024			min	-70.848	1	61.788	4	-6.506	1	-.001	4	-.001	2	.074	4
2025		13	max	349.812	6	270.037	7	4.975	2	.002	3	.002	1	.33	5
2026			min	-70.848	1	61.788	4	-6.506	1	-.001	4	-.001	2	.073	4
2027		14	max	349.812	6	270.037	7	4.975	2	.002	3	.002	1	.328	5
2028			min	-70.848	1	61.788	4	-6.506	1	-.001	4	-.001	2	.073	4
2029		15	max	349.812	6	270.037	7	4.975	2	.002	3	.002	1	.325	5
2030			min	-70.848	1	61.788	4	-6.506	1	-.001	4	-.001	2	.072	4
2031		16	max	349.812	6	270.037	7	4.975	2	.002	3	.002	1	.323	5
2032			min	-70.848	1	61.788	4	-6.506	1	-.001	4	-.001	2	.072	4
2033		17	max	349.812	6	270.037	7	4.975	2	.002	3	.002	1	.321	5
2034			min	-70.848	1	61.788	4	-6.506	1	-.001	4	-.001	2	.071	4
2035		18	max	349.812	6	270.037	7	4.975	2	.002	3	.002	1	.318	5
2036			min	-70.848	1	61.788	4	-6.506	1	-.001	4	-.001	2	.07	4
2037		19	max	349.812	6	270.037	7	4.975	2	.002	3	.002	1	.316	5
2038			min	-70.848	1	61.788	4	-6.506	1	-.001	4	-.001	2	.07	4
2039		20	max	349.812	6	270.037	7	4.975	2	.002	3	.002	1	.314	5
2040			min	-70.848	1	61.788	4	-6.506	1	-.001	4	-.001	2	.069	4
2041	M184	1	max	315.836	1	414.611	5	15.569	7	0	2	.004	7	.174	7
2042			min	-2896.733	6	83.596	2	-3.683	4	-.004	5	0	4	-.008	4
2043		2	max	315.836	1	414.611	5	15.569	7	0	2	.004	7	.167	7
2044			min	-2896.733	6	83.596	2	-3.683	4	-.004	5	0	4	-.009	4

Envelope Member Section Forces (Continued)

	Member	Sec		Axial[lb]	LC	y Shear[lb]	LC	z Shear[lb]	LC	Torque[k-...	LC	y-y Mome...	LC	z-z Mome...	LC
2045		3	max	315.836	1	414.611	5	15.569	7	0	2	.004	7	.161	7
2046			min	-2896.733	6	83.596	2	-3.683	4	-.004	5	0	4	-.011	4
2047		4	max	315.836	1	414.611	5	15.569	7	0	2	.005	7	.155	7
2048			min	-2896.733	6	83.596	2	-3.683	4	-.004	5	0	4	-.013	4
2049		5	max	315.836	1	414.611	5	15.569	7	0	2	.005	7	.149	7
2050			min	-2896.733	6	83.596	2	-3.683	4	-.004	5	-.001	4	-.014	4
2051		6	max	315.836	1	414.611	5	15.569	7	0	2	.005	7	.143	7
2052			min	-2896.733	6	83.596	2	-3.683	4	-.004	5	-.001	4	-.016	4
2053		7	max	315.836	1	414.611	5	15.569	7	0	2	.005	7	.137	7
2054			min	-2896.733	6	83.596	2	-3.683	4	-.004	5	-.001	4	-.017	4
2055		8	max	315.836	1	414.611	5	15.569	7	0	2	.005	7	.131	7
2056			min	-2896.733	6	83.596	2	-3.683	4	-.004	5	-.001	4	-.019	4
2057		9	max	315.836	1	414.611	5	15.569	7	0	2	.006	7	.124	7
2058			min	-2896.733	6	83.596	2	-3.683	4	-.004	5	-.001	4	-.021	4
2059		10	max	315.836	1	414.611	5	15.569	7	0	2	.006	7	.118	7
2060			min	-2896.733	6	83.596	2	-3.683	4	-.004	5	-.001	4	-.022	4
2061		11	max	315.836	1	414.611	5	15.569	7	0	2	.006	7	.112	7
2062			min	-2896.733	6	83.596	2	-3.683	4	-.004	5	-.001	4	-.024	4
2063		12	max	315.836	1	414.611	5	15.569	7	0	2	.006	7	.106	7
2064			min	-2896.733	6	83.596	2	-3.683	4	-.004	5	-.001	4	-.026	4
2065		13	max	315.836	1	414.611	5	15.569	7	0	2	.007	7	.1	7
2066			min	-2896.733	6	83.596	2	-3.683	4	-.004	5	-.001	4	-.027	4
2067		14	max	315.836	1	414.611	5	15.569	7	0	2	.007	7	.094	7
2068			min	-2896.733	6	83.596	2	-3.683	4	-.004	5	-.001	4	-.029	4
2069		15	max	315.836	1	414.611	5	15.569	7	0	2	.007	7	.088	7
2070			min	-2896.733	6	83.596	2	-3.683	4	-.004	5	-.002	4	-.031	4
2071		16	max	315.836	1	414.611	5	15.569	7	0	2	.007	7	.081	7
2072			min	-2896.733	6	83.596	2	-3.683	4	-.004	5	-.002	4	-.032	4
2073		17	max	315.836	1	414.611	5	15.569	7	0	2	.008	7	.077	3
2074			min	-2896.733	6	83.596	2	-3.683	4	-.004	5	-.002	4	-.034	4
2075		18	max	315.836	1	414.611	5	15.569	7	0	2	.008	7	.074	3
2076			min	-2896.733	6	83.596	2	-3.683	4	-.004	5	-.002	4	-.036	4
2077		19	max	315.836	1	414.611	5	15.569	7	0	2	.008	7	.071	3
2078			min	-2896.733	6	83.596	2	-3.683	4	-.004	5	-.002	4	-.037	4
2079		20	max	315.836	1	414.611	5	15.569	7	0	2	.008	7	.068	3
2080			min	-2896.733	6	83.596	2	-3.683	4	-.004	5	-.002	4	-.039	4
2081	M185	1	max	474.657	1	197.236	7	8.755	3	.001	7	.003	3	.008	3
2082			min	-1845.894	6	32.681	4	-8.286	4	0	4	-.003	4	-.007	4
2083		2	max	474.657	1	197.236	7	8.755	3	.001	7	.003	3	.006	3
2084			min	-1845.894	6	32.681	4	-8.286	4	0	4	-.003	4	-.007	4
2085		3	max	474.657	1	197.236	7	8.755	3	.001	7	.003	3	.005	3
2086			min	-1845.894	6	32.681	4	-8.286	4	0	4	-.003	4	-.007	4
2087		4	max	474.657	1	197.236	7	8.755	3	.001	7	.003	3	.003	3
2088			min	-1845.894	6	32.681	4	-8.286	4	0	4	-.003	4	-.008	6
2089		5	max	474.657	1	197.236	7	8.755	3	.001	7	.003	3	.002	3
2090			min	-1845.894	6	32.681	4	-8.286	4	0	4	-.003	4	-.011	6
2091		6	max	474.657	1	197.236	7	8.755	3	.001	7	.004	3	0	3
2092			min	-1845.894	6	32.681	4	-8.286	4	0	4	-.003	4	-.014	7
2093		7	max	474.657	1	197.236	7	8.755	3	.001	7	.004	3	-.002	3
2094			min	-1845.894	6	32.681	4	-8.286	4	0	4	-.003	4	-.017	7
2095		8	max	474.657	1	197.236	7	8.755	3	.001	7	.004	3	-.003	2
2096			min	-1845.894	6	32.681	4	-8.286	4	0	4	-.003	4	-.02	7

Envelope Member Section Forces (Continued)

	Member	Sec		Axial[lb]	LC	y Shear[lb]	LC	z Shear[lb]	LC	Torque[k-...	LC	y-y Mome...	LC	z-z Mome...	LC
2097		9	max	474.657	1	197.236	7	8.755	3	.001	7	.004	3	-.004	2
2098			min	-1845.894	6	32.681	4	-8.286	4	0	4	-.004	4	-.023	7
2099		10	max	474.657	1	197.236	7	8.755	3	.001	7	.004	3	-.004	2
2100			min	-1845.894	6	32.681	4	-8.286	4	0	4	-.004	4	-.026	7
2101		11	max	474.657	1	197.236	7	8.755	3	.001	7	.004	3	-.005	2
2102			min	-1845.894	6	32.681	4	-8.286	4	0	4	-.004	4	-.029	7
2103		12	max	474.657	1	197.236	7	8.755	3	.001	7	.004	3	-.005	2
2104			min	-1845.894	6	32.681	4	-8.286	4	0	4	-.004	4	-.032	7
2105		13	max	474.657	1	197.236	7	8.755	3	.001	7	.004	3	-.006	2
2106			min	-1845.894	6	32.681	4	-8.286	4	0	4	-.004	4	-.035	7
2107		14	max	474.657	1	197.236	7	8.755	3	.001	7	.005	3	-.007	2
2108			min	-1845.894	6	32.681	4	-8.286	4	0	4	-.004	4	-.038	7
2109		15	max	474.657	1	197.236	7	8.755	3	.001	7	.005	3	-.007	2
2110			min	-1845.894	6	32.681	4	-8.286	4	0	4	-.004	4	-.04	7
2111		16	max	474.657	1	197.236	7	8.755	3	.001	7	.005	3	-.008	2
2112			min	-1845.894	6	32.681	4	-8.286	4	0	4	-.004	4	-.043	7
2113		17	max	474.657	1	197.236	7	8.755	3	.001	7	.005	3	-.008	2
2114			min	-1845.894	6	32.681	4	-8.286	4	0	4	-.004	4	-.046	7
2115		18	max	474.657	1	197.236	7	8.755	3	.001	7	.005	3	-.009	2
2116			min	-1845.894	6	32.681	4	-8.286	4	0	4	-.005	4	-.049	7
2117		19	max	474.657	1	197.236	7	8.755	3	.001	7	.005	3	-.01	2
2118			min	-1845.894	6	32.681	4	-8.286	4	0	4	-.005	4	-.052	7
2119		20	max	474.657	1	197.236	7	8.755	3	.001	7	.005	3	-.01	2
2120			min	-1845.894	6	32.681	4	-8.286	4	0	4	-.005	4	-.055	7
2121	M186	1	max	346.193	6	257.366	7	7.605	3	.002	3	.002	3	.019	5
2122			min	-60.085	1	57.802	4	-9.041	4	-.001	4	-.004	4	-.007	2
2123		2	max	346.193	6	257.366	7	7.605	3	.002	3	.002	3	.016	1
2124			min	-60.085	1	57.802	4	-9.041	4	-.001	4	-.004	4	-.008	2
2125		3	max	346.193	6	257.366	7	7.605	3	.002	3	.003	3	.014	1
2126			min	-60.085	1	57.802	4	-9.041	4	-.001	4	-.004	4	-.009	2
2127		4	max	346.193	6	257.366	7	7.605	3	.002	3	.003	3	.012	1
2128			min	-60.085	1	57.802	4	-9.041	4	-.001	4	-.004	4	-.011	2
2129		5	max	346.193	6	257.366	7	7.605	3	.002	3	.003	3	.011	1
2130			min	-60.085	1	57.802	4	-9.041	4	-.001	4	-.004	4	-.012	2
2131		6	max	346.193	6	257.366	7	7.605	3	.002	3	.003	3	.009	1
2132			min	-60.085	1	57.802	4	-9.041	4	-.001	4	-.004	4	-.013	2
2133		7	max	346.193	6	257.366	7	7.605	3	.002	3	.003	3	.007	1
2134			min	-60.085	1	57.802	4	-9.041	4	-.001	4	-.004	4	-.014	2
2135		8	max	346.193	6	257.366	7	7.605	3	.002	3	.003	3	.005	1
2136			min	-60.085	1	57.802	4	-9.041	4	-.001	4	-.004	4	-.015	2
2137		9	max	346.193	6	257.366	7	7.605	3	.002	3	.003	3	.004	1
2138			min	-60.085	1	57.802	4	-9.041	4	-.001	4	-.005	4	-.018	6
2139		10	max	346.193	6	257.366	7	7.605	3	.002	3	.003	3	.002	1
2140			min	-60.085	1	57.802	4	-9.041	4	-.001	4	-.005	4	-.021	6
2141		11	max	346.193	6	257.366	7	7.605	3	.002	3	.003	3	0	1
2142			min	-60.085	1	57.802	4	-9.041	4	-.001	4	-.005	4	-.025	6
2143		12	max	346.193	6	257.366	7	7.605	3	.002	3	.004	3	-.002	1
2144			min	-60.085	1	57.802	4	-9.041	4	-.001	4	-.005	4	-.029	6
2145		13	max	346.193	6	257.366	7	7.605	3	.002	3	.004	3	-.003	1
2146			min	-60.085	1	57.802	4	-9.041	4	-.001	4	-.005	4	-.032	6
2147		14	max	346.193	6	257.366	7	7.605	3	.002	3	.004	3	-.005	1
2148			min	-60.085	1	57.802	4	-9.041	4	-.001	4	-.005	4	-.036	6

Envelope Member Section Forces (Continued)

	Member	Sec		Axial[lb]	LC	y Shear[lb]	LC	z Shear[lb]	LC	Torque[k-...	LC	y-y Mome...	LC	z-z Mome...	LC
2149		15	max	346.193	6	257.366	7	7.605	3	.002	3	.004	3	-.007	1
2150			min	-60.085	1	57.802	4	-9.041	4	-.001	4	-.005	4	-.039	6
2151		16	max	346.193	6	257.366	7	7.605	3	.002	3	.004	3	-.008	1
2152			min	-60.085	1	57.802	4	-9.041	4	-.001	4	-.006	4	-.043	6
2153		17	max	346.193	6	257.366	7	7.605	3	.002	3	.004	3	-.01	1
2154			min	-60.085	1	57.802	4	-9.041	4	-.001	4	-.006	4	-.047	6
2155		18	max	346.193	6	257.366	7	7.605	3	.002	3	.004	3	-.012	1
2156			min	-60.085	1	57.802	4	-9.041	4	-.001	4	-.006	4	-.05	6
2157		19	max	346.193	6	257.366	7	7.605	3	.002	3	.004	3	-.013	4
2158			min	-60.085	1	57.802	4	-9.041	4	-.001	4	-.006	4	-.054	7
2159		20	max	346.193	6	257.366	7	7.605	3	.002	3	.005	3	-.014	4
2160			min	-60.085	1	57.802	4	-9.041	4	-.001	4	-.006	4	-.058	7
2161	M187	1	max	2714.672	2	164.896	2	2756.323	2	-.069	1	.293	1	.358	6
2162			min	-1132.274	1	-131.894	1	-1100.308	1	-.336	7	-.424	2	.052	1
2163		2	max	2714.672	2	164.896	2	2756.323	2	-.069	1	.283	1	.357	6
2164			min	-1132.274	1	-131.894	1	-1100.308	1	-.336	7	-.4	2	.053	1
2165		3	max	2714.672	2	164.896	2	2756.323	2	-.069	1	.273	1	.357	6
2166			min	-1132.274	1	-131.894	1	-1100.308	1	-.336	7	-.376	2	.054	1
2167		4	max	2714.672	2	164.896	2	2756.323	2	-.069	1	.264	1	.356	6
2168			min	-1132.274	1	-131.894	1	-1100.308	1	-.336	7	-.351	2	.055	1
2169		5	max	2714.672	2	164.896	2	2756.323	2	-.069	1	.254	1	.355	6
2170			min	-1132.274	1	-131.894	1	-1100.308	1	-.336	7	-.327	2	.056	1
2171		6	max	2714.672	2	164.896	2	2756.323	2	-.069	1	.244	1	.355	6
2172			min	-1132.274	1	-131.894	1	-1100.308	1	-.336	7	-.303	2	.058	1
2173		7	max	2714.672	2	164.896	2	2756.323	2	-.069	1	.235	1	.354	6
2174			min	-1132.274	1	-131.894	1	-1100.308	1	-.336	7	-.279	2	.059	1
2175		8	max	2714.672	2	164.896	2	2756.323	2	-.069	1	.225	1	.353	6
2176			min	-1132.274	1	-131.894	1	-1100.308	1	-.336	7	-.255	2	.06	1
2177		9	max	2714.672	2	164.896	2	2756.323	2	-.069	1	.215	1	.353	6
2178			min	-1132.274	1	-131.894	1	-1100.308	1	-.336	7	-.231	2	.061	1
2179		10	max	2714.672	2	164.896	2	2756.323	2	-.069	1	.206	1	.352	6
2180			min	-1132.274	1	-131.894	1	-1100.308	1	-.336	7	-.206	2	.062	1
2181		11	max	2714.672	2	164.896	2	2756.323	2	-.069	1	.196	1	.351	6
2182			min	-1132.274	1	-131.894	1	-1100.308	1	-.336	7	-.182	2	.063	1
2183		12	max	2714.672	2	164.896	2	2756.323	2	-.069	1	.187	1	.351	6
2184			min	-1132.274	1	-131.894	1	-1100.308	1	-.336	7	-.158	2	.064	1
2185		13	max	2714.672	2	164.896	2	2756.323	2	-.069	1	.177	1	.35	7
2186			min	-1132.274	1	-131.894	1	-1100.308	1	-.336	7	-.134	2	.066	1
2187		14	max	2714.672	2	164.896	2	2756.323	2	-.069	1	.167	1	.349	7
2188			min	-1132.274	1	-131.894	1	-1100.308	1	-.336	7	-.11	2	.067	1
2189		15	max	2714.672	2	164.896	2	2756.323	2	-.069	1	.158	1	.349	7
2190			min	-1132.274	1	-131.894	1	-1100.308	1	-.336	7	-.085	2	.068	4
2191		16	max	2714.672	2	164.896	2	2756.323	2	-.069	1	.154	5	.349	7
2192			min	-1132.274	1	-131.894	1	-1100.308	1	-.336	7	-.061	2	.068	4
2193		17	max	2714.672	2	164.896	2	2756.323	2	-.069	1	.169	5	.348	7
2194			min	-1132.274	1	-131.894	1	-1100.308	1	-.336	7	-.037	2	.068	4
2195		18	max	2714.672	2	164.896	2	2756.323	2	-.069	1	.184	5	.348	7
2196			min	-1132.274	1	-131.894	1	-1100.308	1	-.336	7	-.013	2	.068	4
2197		19	max	2714.672	2	164.896	2	2756.323	2	-.069	1	.199	5	.347	7
2198			min	-1132.274	1	-131.894	1	-1100.308	1	-.336	7	.011	2	.069	4
2199		20	max	2714.672	2	164.896	2	2756.323	2	-.069	1	.214	5	.347	7
2200			min	-1132.274	1	-131.894	1	-1100.308	1	-.336	7	.035	2	.069	4

Envelope Member Section Forces (Continued)

	Member	Sec		Axial[lb]	LC	y Shear[lb]	LC	z Shear[lb]	LC	Torque[k-...	LC	y-y Mome...	LC	z-z Mome...	LC
2201	M189	1	max	228.246	1	381.425	7	1022.057	6	.457	5	-.135	4	.837	5
2202			min	-1301.388	6	-30.7	4	-74.282	1	.133	4	-.56	7	.183	2
2203		2	max	228.246	1	381.425	7	1022.057	6	.457	5	-.131	4	.833	5
2204			min	-1301.388	6	-30.7	4	-74.282	1	.133	4	-.553	7	.183	2
2205		3	max	228.246	1	381.425	7	1022.057	6	.457	5	-.127	4	.83	5
2206			min	-1301.388	6	-30.7	4	-74.282	1	.133	4	-.545	7	.183	2
2207		4	max	228.246	1	381.425	7	1022.057	6	.457	5	-.123	4	.827	5
2208			min	-1301.388	6	-30.7	4	-74.282	1	.133	4	-.537	7	.183	2
2209		5	max	228.246	1	381.425	7	1022.057	6	.457	5	-.119	4	.824	5
2210			min	-1301.388	6	-30.7	4	-74.282	1	.133	4	-.53	7	.182	2
2211		6	max	228.246	1	381.425	7	1022.057	6	.457	5	-.115	4	.821	5
2212			min	-1301.388	6	-30.7	4	-74.282	1	.133	4	-.522	7	.182	2
2213		7	max	228.246	1	381.425	7	1022.057	6	.457	5	-.111	4	.817	5
2214			min	-1301.388	6	-30.7	4	-74.282	1	.133	4	-.515	7	.182	2
2215		8	max	228.246	1	381.425	7	1022.057	6	.457	5	-.107	4	.814	5
2216			min	-1301.388	6	-30.7	4	-74.282	1	.133	4	-.507	7	.182	2
2217		9	max	228.246	1	381.425	7	1022.057	6	.457	5	-.103	4	.811	5
2218			min	-1301.388	6	-30.7	4	-74.282	1	.133	4	-.499	7	.182	2
2219		10	max	228.246	1	381.425	7	1022.057	6	.457	5	-.099	4	.808	5
2220			min	-1301.388	6	-30.7	4	-74.282	1	.133	4	-.492	7	.182	2
2221		11	max	228.246	1	381.425	7	1022.057	6	.457	5	-.095	4	.805	5
2222			min	-1301.388	6	-30.7	4	-74.282	1	.133	4	-.484	7	.181	2
2223		12	max	228.246	1	381.425	7	1022.057	6	.457	5	-.091	4	.801	5
2224			min	-1301.388	6	-30.7	4	-74.282	1	.133	4	-.476	7	.181	2
2225		13	max	228.246	1	381.425	7	1022.057	6	.457	5	-.087	4	.798	5
2226			min	-1301.388	6	-30.7	4	-74.282	1	.133	4	-.469	7	.181	2
2227		14	max	228.246	1	381.425	7	1022.057	6	.457	5	-.083	4	.795	5
2228			min	-1301.388	6	-30.7	4	-74.282	1	.133	4	-.461	7	.181	2
2229		15	max	228.246	1	381.425	7	1022.057	6	.457	5	-.079	4	.792	5
2230			min	-1301.388	6	-30.7	4	-74.282	1	.133	4	-.453	7	.181	2
2231		16	max	228.246	1	381.425	7	1022.057	6	.457	5	-.075	4	.788	5
2232			min	-1301.388	6	-30.7	4	-74.282	1	.133	4	-.446	7	.181	2
2233		17	max	228.246	1	381.425	7	1022.057	6	.457	5	-.071	4	.785	5
2234			min	-1301.388	6	-30.7	4	-74.282	1	.133	4	-.438	7	.18	2
2235		18	max	228.246	1	381.425	7	1022.057	6	.457	5	-.067	4	.782	5
2236			min	-1301.388	6	-30.7	4	-74.282	1	.133	4	-.431	7	.18	2
2237		19	max	228.246	1	381.425	7	1022.057	6	.457	5	-.063	4	.779	5
2238			min	-1301.388	6	-30.7	4	-74.282	1	.133	4	-.423	7	.18	2
2239		20	max	228.246	1	381.425	7	1022.057	6	.457	5	-.059	4	.776	5
2240			min	-1301.388	6	-30.7	4	-74.282	1	.133	4	-.415	7	.18	2
2241	M211	1	max	239.487	3	384.751	7	3.17	3	.003	7	.008	8	.47	5
2242			min	-2909.361	8	104.159	4	-16.951	8	0	4	-.001	3	.099	2
2243		2	max	239.487	3	384.751	7	3.17	3	.003	7	.008	8	.466	5
2244			min	-2909.361	8	104.159	4	-16.951	8	0	4	-.001	3	.097	2
2245		3	max	239.487	3	384.751	7	3.17	3	.003	7	.008	8	.463	5
2246			min	-2909.361	8	104.159	4	-16.951	8	0	4	-.001	3	.096	2
2247		4	max	239.487	3	384.751	7	3.17	3	.003	7	.007	8	.46	5
2248			min	-2909.361	8	104.159	4	-16.951	8	0	4	-.001	3	.095	2
2249		5	max	239.487	3	384.751	7	3.17	3	.003	7	.007	8	.456	5
2250			min	-2909.361	8	104.159	4	-16.951	8	0	4	-.001	3	.094	2
2251		6	max	239.487	3	384.751	7	3.17	3	.003	7	.007	8	.453	5
2252			min	-2909.361	8	104.159	4	-16.951	8	0	4	-.001	3	.093	2

Envelope Member Section Forces (Continued)

	Member	Sec		Axial[lb]	LC	y Shear[lb]	LC	z Shear[lb]	LC	Torque[k-...	LC	y-y Mome...	LC	z-z Mome...	LC
2253		7	max	239.487	3	384.751	7	3.17	3	.003	7	.007	8	.45	5
2254			min	-2909.361	8	104.159	4	-16.951	8	0	4	-.001	3	.092	2
2255		8	max	239.487	3	384.751	7	3.17	3	.003	7	.007	8	.446	5
2256			min	-2909.361	8	104.159	4	-16.951	8	0	4	-.001	3	.091	2
2257		9	max	239.487	3	384.751	7	3.17	3	.003	7	.007	8	.443	5
2258			min	-2909.361	8	104.159	4	-16.951	8	0	4	-.001	3	.089	2
2259		10	max	239.487	3	384.751	7	3.17	3	.003	7	.007	8	.44	5
2260			min	-2909.361	8	104.159	4	-16.951	8	0	4	-.001	3	.088	2
2261		11	max	239.487	3	384.751	7	3.17	3	.003	7	.006	8	.436	5
2262			min	-2909.361	8	104.159	4	-16.951	8	0	4	0	3	.087	2
2263		12	max	239.487	3	384.751	7	3.17	3	.003	7	.006	8	.433	5
2264			min	-2909.361	8	104.159	4	-16.951	8	0	4	0	3	.086	2
2265		13	max	239.487	3	384.751	7	3.17	3	.003	7	.006	8	.43	5
2266			min	-2909.361	8	104.159	4	-16.951	8	0	4	0	3	.085	2
2267		14	max	239.487	3	384.751	7	3.17	3	.003	7	.006	8	.426	5
2268			min	-2909.361	8	104.159	4	-16.951	8	0	4	0	3	.084	2
2269		15	max	239.487	3	384.751	7	3.17	3	.003	7	.006	8	.423	5
2270			min	-2909.361	8	104.159	4	-16.951	8	0	4	0	3	.083	2
2271		16	max	239.487	3	384.751	7	3.17	3	.003	7	.006	8	.42	5
2272			min	-2909.361	8	104.159	4	-16.951	8	0	4	0	3	.081	2
2273		17	max	239.487	3	384.751	7	3.17	3	.003	7	.006	8	.416	5
2274			min	-2909.361	8	104.159	4	-16.951	8	0	4	0	3	.08	2
2275		18	max	239.487	3	384.751	7	3.17	3	.003	7	.005	8	.413	5
2276			min	-2909.361	8	104.159	4	-16.951	8	0	4	0	3	.079	2
2277		19	max	239.487	3	384.751	7	3.17	3	.003	7	.005	8	.41	5
2278			min	-2909.361	8	104.159	4	-16.951	8	0	4	0	3	.078	2
2279		20	max	239.487	3	384.751	7	3.17	3	.003	7	.005	8	.406	5
2280			min	-2909.361	8	104.159	4	-16.951	8	0	4	0	3	.077	2
2281	M212	1	max	859.446	1	225.677	5	9.016	3	0	3	.005	4	.378	5
2282			min	-2036.009	2	11.373	2	-10.107	4	-.002	8	-.005	3	.053	2
2283		2	max	859.446	1	225.677	5	9.016	3	0	3	.005	4	.376	5
2284			min	-2036.009	2	11.373	2	-10.107	4	-.002	8	-.004	3	.053	2
2285		3	max	859.446	1	225.677	5	9.016	3	0	3	.005	4	.374	5
2286			min	-2036.009	2	11.373	2	-10.107	4	-.002	8	-.004	3	.052	2
2287		4	max	859.446	1	225.677	5	9.016	3	0	3	.005	4	.372	5
2288			min	-2036.009	2	11.373	2	-10.107	4	-.002	8	-.004	3	.052	2
2289		5	max	859.446	1	225.677	5	9.016	3	0	3	.005	4	.37	5
2290			min	-2036.009	2	11.373	2	-10.107	4	-.002	8	-.004	3	.052	2
2291		6	max	859.446	1	225.677	5	9.016	3	0	3	.005	4	.368	5
2292			min	-2036.009	2	11.373	2	-10.107	4	-.002	8	-.004	3	.052	2
2293		7	max	859.446	1	225.677	5	9.016	3	0	3	.005	4	.366	5
2294			min	-2036.009	2	11.373	2	-10.107	4	-.002	8	-.004	3	.052	2
2295		8	max	859.446	1	225.677	5	9.016	3	0	3	.005	4	.364	5
2296			min	-2036.009	2	11.373	2	-10.107	4	-.002	8	-.004	3	.052	2
2297		9	max	859.446	1	225.677	5	9.016	3	0	3	.005	4	.362	5
2298			min	-2036.009	2	11.373	2	-10.107	4	-.002	8	-.004	3	.052	2
2299		10	max	859.446	1	225.677	5	9.016	3	0	3	.005	4	.36	5
2300			min	-2036.009	2	11.373	2	-10.107	4	-.002	8	-.004	3	.052	2
2301		11	max	859.446	1	225.677	5	9.016	3	0	3	.005	4	.358	5
2302			min	-2036.009	2	11.373	2	-10.107	4	-.002	8	-.004	3	.052	2
2303		12	max	859.446	1	225.677	5	9.016	3	0	3	.004	4	.356	5
2304			min	-2036.009	2	11.373	2	-10.107	4	-.002	8	-.004	3	.052	2

Envelope Member Section Forces (Continued)

	Member	Sec		Axial[lb]	LC	y Shear[lb]	LC	z Shear[lb]	LC	Torque[k-...	LC	y-y Mome...	LC	z-z Mome...	LC
2305		13	max	859.446	1	225.677	5	9.016	3	0	3	.004	4	.355	5
2306			min	-2036.009	2	11.373	2	-10.107	4	-.002	8	-.004	3	.051	2
2307		14	max	859.446	1	225.677	5	9.016	3	0	3	.004	4	.353	5
2308			min	-2036.009	2	11.373	2	-10.107	4	-.002	8	-.004	3	.051	2
2309		15	max	859.446	1	225.677	5	9.016	3	0	3	.004	4	.351	5
2310			min	-2036.009	2	11.373	2	-10.107	4	-.002	8	-.003	3	.051	2
2311		16	max	859.446	1	225.677	5	9.016	3	0	3	.004	4	.349	5
2312			min	-2036.009	2	11.373	2	-10.107	4	-.002	8	-.003	3	.051	2
2313		17	max	859.446	1	225.677	5	9.016	3	0	3	.004	4	.347	5
2314			min	-2036.009	2	11.373	2	-10.107	4	-.002	8	-.003	3	.051	2
2315		18	max	859.446	1	225.677	5	9.016	3	0	3	.004	4	.345	5
2316			min	-2036.009	2	11.373	2	-10.107	4	-.002	8	-.003	3	.051	2
2317		19	max	859.446	1	225.677	5	9.016	3	0	3	.004	4	.343	5
2318			min	-2036.009	2	11.373	2	-10.107	4	-.002	8	-.003	3	.051	2
2319		20	max	859.446	1	225.677	5	9.016	3	0	3	.004	4	.341	5
2320			min	-2036.009	2	11.373	2	-10.107	4	-.002	8	-.003	3	.051	2
2321	M213	1	max	404.503	8	262.405	7	7.793	3	0	2	.003	4	.349	7
2322			min	-122.212	1	56.374	4	-6.238	4	-.001	1	-.004	3	.056	4
2323		2	max	404.503	8	262.405	7	7.793	3	0	2	.003	4	.347	7
2324			min	-122.212	1	56.374	4	-6.238	4	-.001	1	-.003	3	.055	4
2325		3	max	404.503	8	262.405	7	7.793	3	0	2	.003	4	.345	7
2326			min	-122.212	1	56.374	4	-6.238	4	-.001	1	-.003	3	.055	4
2327		4	max	404.503	8	262.405	7	7.793	3	0	2	.003	4	.342	7
2328			min	-122.212	1	56.374	4	-6.238	4	-.001	1	-.003	3	.054	4
2329		5	max	404.503	8	262.405	7	7.793	3	0	2	.003	4	.34	7
2330			min	-122.212	1	56.374	4	-6.238	4	-.001	1	-.003	3	.054	4
2331		6	max	404.503	8	262.405	7	7.793	3	0	2	.002	4	.338	7
2332			min	-122.212	1	56.374	4	-6.238	4	-.001	1	-.003	3	.053	4
2333		7	max	404.503	8	262.405	7	7.793	3	0	2	.002	4	.335	7
2334			min	-122.212	1	56.374	4	-6.238	4	-.001	1	-.003	3	.053	4
2335		8	max	404.503	8	262.405	7	7.793	3	0	2	.002	4	.333	7
2336			min	-122.212	1	56.374	4	-6.238	4	-.001	1	-.003	3	.052	4
2337		9	max	404.503	8	262.405	7	7.793	3	0	2	.002	4	.331	7
2338			min	-122.212	1	56.374	4	-6.238	4	-.001	1	-.003	3	.052	4
2339		10	max	404.503	8	262.405	7	7.793	3	0	2	.002	4	.328	7
2340			min	-122.212	1	56.374	4	-6.238	4	-.001	1	-.003	3	.051	4
2341		11	max	404.503	8	262.405	7	7.793	3	0	2	.002	4	.326	7
2342			min	-122.212	1	56.374	4	-6.238	4	-.001	1	-.003	3	.051	4
2343		12	max	404.503	8	262.405	7	7.793	3	0	2	.002	4	.324	7
2344			min	-122.212	1	56.374	4	-6.238	4	-.001	1	-.003	3	.05	4
2345		13	max	404.503	8	262.405	7	7.793	3	0	2	.002	4	.322	7
2346			min	-122.212	1	56.374	4	-6.238	4	-.001	1	-.003	3	.05	4
2347		14	max	404.503	8	262.405	7	7.793	3	0	2	.002	4	.319	7
2348			min	-122.212	1	56.374	4	-6.238	4	-.001	1	-.003	3	.049	4
2349		15	max	404.503	8	262.405	7	7.793	3	0	2	.002	4	.317	7
2350			min	-122.212	1	56.374	4	-6.238	4	-.001	1	-.003	3	.049	4
2351		16	max	404.503	8	262.405	7	7.793	3	0	2	.002	4	.315	7
2352			min	-122.212	1	56.374	4	-6.238	4	-.001	1	-.003	3	.048	4
2353		17	max	404.503	8	262.405	7	7.793	3	0	2	.002	4	.312	7
2354			min	-122.212	1	56.374	4	-6.238	4	-.001	1	-.002	3	.048	4
2355		18	max	404.503	8	262.405	7	7.793	3	0	2	.002	4	.31	7
2356			min	-122.212	1	56.374	4	-6.238	4	-.001	1	-.002	3	.047	4

Envelope Member Section Forces (Continued)

	Member	Sec		Axial[lb]	LC	y Shear[lb]	LC	z Shear[lb]	LC	Torque[k-...	LC	y-y Mome...	LC	z-z Mome...	LC
2357		19	max	404.503	8	262.405	7	7.793	3	0	2	.002	4	.308	7
2358			min	-122.212	1	56.374	4	-6.238	4	-.001	1	-.002	3	.047	4
2359		20	max	404.503	8	262.405	7	7.793	3	0	2	.002	4	.305	7
2360			min	-122.212	1	56.374	4	-6.238	4	-.001	1	-.002	3	.046	4
2361	M217	1	max	245.078	3	373.491	7	6.151	2	.003	7	.002	2	.189	5
2362			min	-2911.239	8	100.918	4	-17.028	5	0	4	-.004	5	.001	2
2363		2	max	245.078	3	373.491	7	6.151	2	.003	7	.002	2	.183	5
2364			min	-2911.239	8	100.918	4	-17.028	5	0	4	-.005	5	0	2
2365		3	max	245.078	3	373.491	7	6.151	2	.003	7	.002	2	.178	5
2366			min	-2911.239	8	100.918	4	-17.028	5	0	4	-.005	5	-.003	2
2367		4	max	245.078	3	373.491	7	6.151	2	.003	7	.002	2	.172	5
2368			min	-2911.239	8	100.918	4	-17.028	5	0	4	-.005	5	-.004	2
2369		5	max	245.078	3	373.491	7	6.151	2	.003	7	.002	2	.167	5
2370			min	-2911.239	8	100.918	4	-17.028	5	0	4	-.005	5	-.006	2
2371		6	max	245.078	3	373.491	7	6.151	2	.003	7	.002	2	.161	5
2372			min	-2911.239	8	100.918	4	-17.028	5	0	4	-.006	5	-.008	2
2373		7	max	245.078	3	373.491	7	6.151	2	.003	7	.002	2	.155	5
2374			min	-2911.239	8	100.918	4	-17.028	5	0	4	-.006	5	-.01	2
2375		8	max	245.078	3	373.491	7	6.151	2	.003	7	.002	2	.15	5
2376			min	-2911.239	8	100.918	4	-17.028	5	0	4	-.006	5	-.012	2
2377		9	max	245.078	3	373.491	7	6.151	2	.003	7	.002	2	.144	5
2378			min	-2911.239	8	100.918	4	-17.028	5	0	4	-.006	5	-.014	2
2379		10	max	245.078	3	373.491	7	6.151	2	.003	7	.002	2	.139	5
2380			min	-2911.239	8	100.918	4	-17.028	5	0	4	-.007	5	-.016	2
2381		11	max	245.078	3	373.491	7	6.151	2	.003	7	.002	2	.133	5
2382			min	-2911.239	8	100.918	4	-17.028	5	0	4	-.007	5	-.018	2
2383		12	max	245.078	3	373.491	7	6.151	2	.003	7	.003	2	.128	5
2384			min	-2911.239	8	100.918	4	-17.028	5	0	4	-.007	5	-.02	2
2385		13	max	245.078	3	373.491	7	6.151	2	.003	7	.003	2	.122	5
2386			min	-2911.239	8	100.918	4	-17.028	5	0	4	-.007	5	-.022	2
2387		14	max	245.078	3	373.491	7	6.151	2	.003	7	.003	2	.117	5
2388			min	-2911.239	8	100.918	4	-17.028	5	0	4	-.008	5	-.024	2
2389		15	max	245.078	3	373.491	7	6.151	2	.003	7	.003	2	.111	5
2390			min	-2911.239	8	100.918	4	-17.028	5	0	4	-.008	5	-.026	2
2391		16	max	245.078	3	373.491	7	6.151	2	.003	7	.003	2	.106	5
2392			min	-2911.239	8	100.918	4	-17.028	5	0	4	-.008	5	-.027	2
2393		17	max	245.078	3	373.491	7	6.151	2	.003	7	.003	2	.1	5
2394			min	-2911.239	8	100.918	4	-17.028	5	0	4	-.008	5	-.029	2
2395		18	max	245.078	3	373.491	7	6.151	2	.003	7	.003	2	.095	5
2396			min	-2911.239	8	100.918	4	-17.028	5	0	4	-.009	5	-.031	2
2397		19	max	245.078	3	373.491	7	6.151	2	.003	7	.003	2	.089	5
2398			min	-2911.239	8	100.918	4	-17.028	5	0	4	-.009	5	-.033	2
2399		20	max	245.078	3	373.491	7	6.151	2	.003	7	.003	2	.084	5
2400			min	-2911.239	8	100.918	4	-17.028	5	0	4	-.009	5	-.035	2
2401	M218	1	max	843.542	1	202.253	5	8.439	2	0	3	.003	2	.038	2
2402			min	-2020.103	2	3.618	2	-8.793	1	-.002	8	-.003	1	-.042	1
2403		2	max	843.542	1	202.253	5	8.439	2	0	3	.003	2	.038	2
2404			min	-2020.103	2	3.618	2	-8.793	1	-.002	8	-.003	1	-.044	1
2405		3	max	843.542	1	202.253	5	8.439	2	0	3	.003	2	.038	2
2406			min	-2020.103	2	3.618	2	-8.793	1	-.002	8	-.003	1	-.046	1
2407		4	max	843.542	1	202.253	5	8.439	2	0	3	.003	2	.038	2
2408			min	-2020.103	2	3.618	2	-8.793	1	-.002	8	-.004	1	-.048	1

Envelope Member Section Forces (Continued)

	Member	Sec		Axial[lb]	LC	y Shear[lb]	LC	z Shear[lb]	LC	Torque[k-...	LC	y-y Mome...	LC	z-z Mome...	LC
2409		5	max	843.542	1	202.253	5	8.439	2	0	3	.003	2	.038	2
2410			min	-2020.103	2	3.618	2	-8.793	1	-.002	8	-.004	1	-.05	1
2411		6	max	843.542	1	202.253	5	8.439	2	0	3	.003	2	.038	2
2412			min	-2020.103	2	3.618	2	-8.793	1	-.002	8	-.004	1	-.052	1
2413		7	max	843.542	1	202.253	5	8.439	2	0	3	.003	2	.038	2
2414			min	-2020.103	2	3.618	2	-8.793	1	-.002	8	-.004	1	-.054	1
2415		8	max	843.542	1	202.253	5	8.439	2	0	3	.004	2	.038	2
2416			min	-2020.103	2	3.618	2	-8.793	1	-.002	8	-.004	1	-.056	1
2417		9	max	843.542	1	202.253	5	8.439	2	0	3	.004	2	.038	2
2418			min	-2020.103	2	3.618	2	-8.793	1	-.002	8	-.004	1	-.058	1
2419		10	max	843.542	1	202.253	5	8.439	2	0	3	.004	2	.038	2
2420			min	-2020.103	2	3.618	2	-8.793	1	-.002	8	-.004	1	-.06	1
2421		11	max	843.542	1	202.253	5	8.439	2	0	3	.004	2	.038	2
2422			min	-2020.103	2	3.618	2	-8.793	1	-.002	8	-.004	1	-.062	1
2423		12	max	843.542	1	202.253	5	8.439	2	0	3	.004	2	.038	2
2424			min	-2020.103	2	3.618	2	-8.793	1	-.002	8	-.005	1	-.064	1
2425		13	max	843.542	1	202.253	5	8.439	2	0	3	.004	2	.038	2
2426			min	-2020.103	2	3.618	2	-8.793	1	-.002	8	-.005	1	-.066	1
2427		14	max	843.542	1	202.253	5	8.439	2	0	3	.004	2	.038	2
2428			min	-2020.103	2	3.618	2	-8.793	1	-.002	8	-.005	1	-.068	1
2429		15	max	843.542	1	202.253	5	8.439	2	0	3	.004	2	.038	2
2430			min	-2020.103	2	3.618	2	-8.793	1	-.002	8	-.005	1	-.07	1
2431		16	max	843.542	1	202.253	5	8.439	2	0	3	.005	2	.038	2
2432			min	-2020.103	2	3.618	2	-8.793	1	-.002	8	-.005	1	-.072	1
2433		17	max	843.542	1	202.253	5	8.439	2	0	3	.005	2	.038	2
2434			min	-2020.103	2	3.618	2	-8.793	1	-.002	8	-.005	1	-.074	1
2435		18	max	843.542	1	202.253	5	8.439	2	0	3	.005	2	.037	2
2436			min	-2020.103	2	3.618	2	-8.793	1	-.002	8	-.005	1	-.076	1
2437		19	max	843.542	1	202.253	5	8.439	2	0	3	.005	2	.037	2
2438			min	-2020.103	2	3.618	2	-8.793	1	-.002	8	-.005	1	-.078	1
2439		20	max	843.542	1	202.253	5	8.439	2	0	3	.005	2	.037	2
2440			min	-2020.103	2	3.618	2	-8.793	1	-.002	8	-.006	1	-.08	1
2441	M219	1	max	400.883	8	249.708	7	8.584	2	0	2	.003	2	.023	3
2442			min	-132.978	1	52.362	4	-7.223	1	-.001	1	-.002	1	-.015	4
2443		2	max	400.883	8	249.708	7	8.584	2	0	2	.004	2	.022	3
2444			min	-132.978	1	52.362	4	-7.223	1	-.001	1	-.002	1	-.016	4
2445		3	max	400.883	8	249.708	7	8.584	2	0	2	.004	2	.02	3
2446			min	-132.978	1	52.362	4	-7.223	1	-.001	1	-.002	1	-.017	4
2447		4	max	400.883	8	249.708	7	8.584	2	0	2	.004	2	.018	3
2448			min	-132.978	1	52.362	4	-7.223	1	-.001	1	-.003	1	-.017	4
2449		5	max	400.883	8	249.708	7	8.584	2	0	2	.004	2	.016	3
2450			min	-132.978	1	52.362	4	-7.223	1	-.001	1	-.003	1	-.018	4
2451		6	max	400.883	8	249.708	7	8.584	2	0	2	.004	2	.014	3
2452			min	-132.978	1	52.362	4	-7.223	1	-.001	1	-.003	1	-.019	4
2453		7	max	400.883	8	249.708	7	8.584	2	0	2	.004	2	.012	3
2454			min	-132.978	1	52.362	4	-7.223	1	-.001	1	-.003	1	-.02	4
2455		8	max	400.883	8	249.708	7	8.584	2	0	2	.004	2	.01	3
2456			min	-132.978	1	52.362	4	-7.223	1	-.001	1	-.003	1	-.02	4
2457		9	max	400.883	8	249.708	7	8.584	2	0	2	.004	2	.009	3
2458			min	-132.978	1	52.362	4	-7.223	1	-.001	1	-.003	1	-.021	4
2459		10	max	400.883	8	249.708	7	8.584	2	0	2	.005	2	.007	3
2460			min	-132.978	1	52.362	4	-7.223	1	-.001	1	-.003	1	-.024	8

Envelope Member Section Forces (Continued)

	Member	Sec		Axial[lb]	LC	y Shear[lb]	LC	z Shear[lb]	LC	Torque[k-...	LC	y-y Mome...	LC	z-z Mome...	LC
2461		11	max	400.883	8	249.708	7	8.584	2	0	2	.005	2	.005	3
2462			min	-132.978	1	52.362	4	-7.223	1	-.001	1	-.003	1	-.028	8
2463		12	max	400.883	8	249.708	7	8.584	2	0	2	.005	2	.003	3
2464			min	-132.978	1	52.362	4	-7.223	1	-.001	1	-.003	1	-.031	8
2465		13	max	400.883	8	249.708	7	8.584	2	0	2	.005	2	.001	3
2466			min	-132.978	1	52.362	4	-7.223	1	-.001	1	-.004	1	-.035	8
2467		14	max	400.883	8	249.708	7	8.584	2	0	2	.005	2	0	3
2468			min	-132.978	1	52.362	4	-7.223	1	-.001	1	-.004	1	-.038	8
2469		15	max	400.883	8	249.708	7	8.584	2	0	2	.005	2	-.003	3
2470			min	-132.978	1	52.362	4	-7.223	1	-.001	1	-.004	1	-.041	8
2471		16	max	400.883	8	249.708	7	8.584	2	0	2	.005	2	-.004	3
2472			min	-132.978	1	52.362	4	-7.223	1	-.001	1	-.004	1	-.045	8
2473		17	max	400.883	8	249.708	7	8.584	2	0	2	.005	2	-.006	3
2474			min	-132.978	1	52.362	4	-7.223	1	-.001	1	-.004	1	-.048	8
2475		18	max	400.883	8	249.708	7	8.584	2	0	2	.006	2	-.008	3
2476			min	-132.978	1	52.362	4	-7.223	1	-.001	1	-.004	1	-.052	8
2477		19	max	400.883	8	249.708	7	8.584	2	0	2	.006	2	-.01	3
2478			min	-132.978	1	52.362	4	-7.223	1	-.001	1	-.004	1	-.055	8
2479		20	max	400.883	8	249.708	7	8.584	2	0	2	.006	2	-.012	3
2480			min	-132.978	1	52.362	4	-7.223	1	-.001	1	-.004	1	-.058	8
2481	M221	1	max	2597.171	8	168.191	4	759.803	3	.334	5	.37	4	.362	8
2482			min	-820.821	3	-115.214	3	-2665.942	8	.093	2	-.239	3	.08	3
2483		2	max	2597.171	8	168.191	4	759.803	3	.334	5	.349	4	.362	8
2484			min	-820.821	3	-115.214	3	-2665.942	8	.093	2	-.232	3	.081	3
2485		3	max	2597.171	8	168.191	4	759.803	3	.334	5	.328	4	.361	8
2486			min	-820.821	3	-115.214	3	-2665.942	8	.093	2	-.225	3	.082	3
2487		4	max	2597.171	8	168.191	4	759.803	3	.334	5	.307	4	.36	8
2488			min	-820.821	3	-115.214	3	-2665.942	8	.093	2	-.219	3	.083	3
2489		5	max	2597.171	8	168.191	4	759.803	3	.334	5	.285	4	.359	8
2490			min	-820.821	3	-115.214	3	-2665.942	8	.093	2	-.212	3	.084	3
2491		6	max	2597.171	8	168.191	4	759.803	3	.334	5	.264	4	.358	8
2492			min	-820.821	3	-115.214	3	-2665.942	8	.093	2	-.205	3	.085	3
2493		7	max	2597.171	8	168.191	4	759.803	3	.334	5	.243	4	.357	8
2494			min	-820.821	3	-115.214	3	-2665.942	8	.093	2	-.199	3	.086	3
2495		8	max	2597.171	8	168.191	4	759.803	3	.334	5	.222	4	.356	8
2496			min	-820.821	3	-115.214	3	-2665.942	8	.093	2	-.192	3	.087	3
2497		9	max	2597.171	8	168.191	4	759.803	3	.334	5	.201	4	.355	8
2498			min	-820.821	3	-115.214	3	-2665.942	8	.093	2	-.185	3	.088	3
2499		10	max	2597.171	8	168.191	4	759.803	3	.334	5	.18	4	.354	8
2500			min	-820.821	3	-115.214	3	-2665.942	8	.093	2	-.179	3	.089	3
2501		11	max	2597.171	8	168.191	4	759.803	3	.334	5	.158	4	.353	8
2502			min	-820.821	3	-115.214	3	-2665.942	8	.093	2	-.172	3	.09	3
2503		12	max	2597.171	8	168.191	4	759.803	3	.334	5	.137	4	.352	8
2504			min	-820.821	3	-115.214	3	-2665.942	8	.093	2	-.165	3	.091	3
2505		13	max	2597.171	8	168.191	4	759.803	3	.334	5	.116	4	.351	5
2506			min	-820.821	3	-115.214	3	-2665.942	8	.093	2	-.159	3	.091	2
2507		14	max	2597.171	8	168.191	4	759.803	3	.334	5	.095	4	.35	5
2508			min	-820.821	3	-115.214	3	-2665.942	8	.093	2	-.152	3	.091	2
2509		15	max	2597.171	8	168.191	4	759.803	3	.334	5	.074	4	.349	5
2510			min	-820.821	3	-115.214	3	-2665.942	8	.093	2	-.145	3	.091	2
2511		16	max	2597.171	8	168.191	4	759.803	3	.334	5	.053	4	.349	5
2512			min	-820.821	3	-115.214	3	-2665.942	8	.093	2	-.152	7	.091	2

Envelope Member Section Forces (Continued)

	Member	Sec		Axial[lb]	LC	y Shear[lb]	LC	z Shear[lb]	LC	Torque[k-...	LC	y-y Mome...	LC	z-z Mome...	LC
2513		17	max	2597.171	8	168.191	4	759.803	3	.334	5	.031	4	.348	5
2514			min	-820.821	3	-115.214	3	-2665.942	8	.093	2	-.167	7	.091	2
2515		18	max	2597.171	8	168.191	4	759.803	3	.334	5	.01	4	.347	5
2516			min	-820.821	3	-115.214	3	-2665.942	8	.093	2	-.182	7	.091	2
2517		19	max	2597.171	8	168.191	4	759.803	3	.334	5	-.011	4	.346	5
2518			min	-820.821	3	-115.214	3	-2665.942	8	.093	2	-.198	7	.091	2
2519		20	max	2597.171	8	168.191	4	759.803	3	.334	5	-.032	4	.346	5
2520			min	-820.821	3	-115.214	3	-2665.942	8	.093	2	-.213	7	.091	2
2521	M223	1	max	237.828	1	542.564	5	202.14	3	-.105	4	.56	8	.861	7
2522			min	-1314.228	6	24.059	2	-1126.592	8	-.442	7	.114	3	.149	4
2523		2	max	237.828	1	542.564	5	202.14	3	-.105	4	.551	8	.856	7
2524			min	-1314.228	6	24.059	2	-1126.592	8	-.442	7	.116	3	.148	4
2525		3	max	237.828	1	542.564	5	202.14	3	-.105	4	.541	8	.851	7
2526			min	-1314.228	6	24.059	2	-1126.592	8	-.442	7	.118	3	.147	4
2527		4	max	237.828	1	542.564	5	202.14	3	-.105	4	.531	8	.847	7
2528			min	-1314.228	6	24.059	2	-1126.592	8	-.442	7	.12	3	.146	4
2529		5	max	237.828	1	542.564	5	202.14	3	-.105	4	.521	8	.842	7
2530			min	-1314.228	6	24.059	2	-1126.592	8	-.442	7	.121	3	.146	4
2531		6	max	237.828	1	542.564	5	202.14	3	-.105	4	.511	5	.838	7
2532			min	-1314.228	6	24.059	2	-1126.592	8	-.442	7	.123	3	.145	4
2533		7	max	237.828	1	542.564	5	202.14	3	-.105	4	.503	5	.833	7
2534			min	-1314.228	6	24.059	2	-1126.592	8	-.442	7	.125	3	.144	4
2535		8	max	237.828	1	542.564	5	202.14	3	-.105	4	.495	5	.828	7
2536			min	-1314.228	6	24.059	2	-1126.592	8	-.442	7	.121	2	.143	4
2537		9	max	237.828	1	542.564	5	202.14	3	-.105	4	.487	5	.824	7
2538			min	-1314.228	6	24.059	2	-1126.592	8	-.442	7	.117	2	.142	4
2539		10	max	237.828	1	542.564	5	202.14	3	-.105	4	.479	5	.819	7
2540			min	-1314.228	6	24.059	2	-1126.592	8	-.442	7	.112	2	.141	4
2541		11	max	237.828	1	542.564	5	202.14	3	-.105	4	.471	5	.815	7
2542			min	-1314.228	6	24.059	2	-1126.592	8	-.442	7	.107	2	.14	4
2543		12	max	237.828	1	542.564	5	202.14	3	-.105	4	.463	5	.81	7
2544			min	-1314.228	6	24.059	2	-1126.592	8	-.442	7	.102	2	.139	4
2545		13	max	237.828	1	542.564	5	202.14	3	-.105	4	.454	5	.805	7
2546			min	-1314.228	6	24.059	2	-1126.592	8	-.442	7	.097	2	.138	4
2547		14	max	237.828	1	542.564	5	202.14	3	-.105	4	.446	5	.801	7
2548			min	-1314.228	6	24.059	2	-1126.592	8	-.442	7	.093	2	.137	4
2549		15	max	237.828	1	542.564	5	202.14	3	-.105	4	.438	5	.796	7
2550			min	-1314.228	6	24.059	2	-1126.592	8	-.442	7	.088	2	.137	4
2551		16	max	237.828	1	542.564	5	202.14	3	-.105	4	.43	5	.792	7
2552			min	-1314.228	6	24.059	2	-1126.592	8	-.442	7	.083	2	.136	4
2553		17	max	237.828	1	542.564	5	202.14	3	-.105	4	.422	5	.787	7
2554			min	-1314.228	6	24.059	2	-1126.592	8	-.442	7	.078	2	.135	4
2555		18	max	237.828	1	542.564	5	202.14	3	-.105	4	.414	5	.783	7
2556			min	-1314.228	6	24.059	2	-1126.592	8	-.442	7	.073	2	.134	4
2557		19	max	237.828	1	542.564	5	202.14	3	-.105	4	.406	5	.778	7
2558			min	-1314.228	6	24.059	2	-1126.592	8	-.442	7	.069	2	.133	4
2559		20	max	237.828	1	542.564	5	202.14	3	-.105	4	.398	5	.773	7
2560			min	-1314.228	6	24.059	2	-1126.592	8	-.442	7	.064	2	.132	4
2561	M224	1	max	810.707	7	771.874	3	847.294	1	0	11	.266	2	.071	7
2562			min	111.649	4	-988.605	4	-1134.452	2	0	1	-.198	1	-.01	4
2563		2	max	810.707	7	771.874	3	847.294	1	0	11	.253	2	.072	7
2564			min	111.649	4	-988.605	4	-1134.452	2	0	1	-.189	1	0	4

Envelope Member Section Forces (Continued)

	Member	Sec		Axial[lb]	LC	y Shear[lb]	LC	z Shear[lb]	LC	Torque[k-...	LC	y-y Mome...	LC	z-z Mome...	LC
2565		3	max	810.707	7	771.874	3	847.294	1	0	11	.241	2	.072	7
2566			min	111.649	4	-988.605	4	-1134.452	2	0	1	-.18	1	.002	2
2567		4	max	810.707	7	771.874	3	847.294	1	0	11	.228	2	.074	5
2568			min	111.649	4	-988.605	4	-1134.452	2	0	1	-.171	1	.001	2
2569		5	max	810.707	7	771.874	3	847.294	1	0	11	.216	2	.077	5
2570			min	111.649	4	-988.605	4	-1134.452	2	0	1	-.161	1	0	2
2571		6	max	810.707	7	771.874	3	847.294	1	0	11	.204	2	.081	5
2572			min	111.649	4	-988.605	4	-1134.452	2	0	1	-.152	1	0	2
2573		7	max	810.707	7	771.874	3	847.294	1	0	11	.191	2	.084	5
2574			min	111.649	4	-988.605	4	-1134.452	2	0	1	-.143	1	-.001	2
2575		8	max	810.707	7	771.874	3	847.294	1	0	11	.179	2	.088	5
2576			min	111.649	4	-988.605	4	-1134.452	2	0	1	-.133	1	-.007	3
2577		9	max	810.707	7	771.874	3	847.294	1	0	11	.166	2	.091	5
2578			min	111.649	4	-988.605	4	-1134.452	2	0	1	-.124	1	-.015	3
2579		10	max	810.707	7	771.874	3	847.294	1	0	11	.154	2	.096	8
2580			min	111.649	4	-988.605	4	-1134.452	2	0	1	-.115	1	-.024	3
2581		11	max	810.707	7	771.874	3	847.294	1	0	11	.141	2	.102	8
2582			min	111.649	4	-988.605	4	-1134.452	2	0	1	-.106	1	-.032	3
2583		12	max	810.707	7	771.874	3	847.294	1	0	11	.129	2	.109	4
2584			min	111.649	4	-988.605	4	-1134.452	2	0	1	-.096	1	-.041	3
2585		13	max	810.707	7	771.874	3	847.294	1	0	11	.117	2	.12	4
2586			min	111.649	4	-988.605	4	-1134.452	2	0	1	-.087	1	-.049	3
2587		14	max	810.707	7	771.874	3	847.294	1	0	11	.104	2	.131	4
2588			min	111.649	4	-988.605	4	-1134.452	2	0	1	-.078	1	-.058	3
2589		15	max	810.707	7	771.874	3	847.294	1	0	11	.092	2	.141	4
2590			min	111.649	4	-988.605	4	-1134.452	2	0	1	-.068	1	-.066	3
2591		16	max	810.707	7	771.874	3	847.294	1	0	11	.079	2	.152	4
2592			min	111.649	4	-988.605	4	-1134.452	2	0	1	-.059	1	-.075	3
2593		17	max	810.707	7	771.874	3	847.294	1	0	11	.067	2	.163	4
2594			min	111.649	4	-988.605	4	-1134.452	2	0	1	-.05	1	-.083	3
2595		18	max	810.707	7	771.874	3	847.294	1	0	11	.054	2	.174	4
2596			min	111.649	4	-988.605	4	-1134.452	2	0	1	-.041	1	-.091	3
2597		19	max	810.707	7	771.874	3	847.294	1	0	11	.042	2	.185	4
2598			min	111.649	4	-988.605	4	-1134.452	2	0	1	-.031	1	-.1	3
2599		20	max	810.707	7	771.874	3	847.294	1	0	11	.034	6	.196	4
2600			min	111.649	4	-988.605	4	-1134.452	2	0	1	-.024	3	-.108	3
2601	M225	1	max	1134.18	2	812.117	7	988.682	4	.108	3	0	8	.024	3
2602			min	-846.265	1	111.736	4	-772.109	3	-.196	4	0	3	-.034	6
2603		2	max	1134.18	2	812.117	7	988.682	4	.108	3	.027	4	.014	1
2604			min	-846.265	1	111.736	4	-772.109	3	-.196	4	-.021	3	-.055	6
2605		3	max	1134.18	2	812.117	7	988.682	4	.108	3	.054	4	.007	1
2606			min	-846.265	1	111.736	4	-772.109	3	-.196	4	-.042	3	-.076	6
2607		4	max	1134.18	2	812.117	7	988.682	4	.108	3	.081	4	-.001	1
2608			min	-846.265	1	111.736	4	-772.109	3	-.196	4	-.063	3	-.097	6
2609		5	max	1134.18	2	812.117	7	988.682	4	.108	3	.108	4	-.009	1
2610			min	-846.265	1	111.736	4	-772.109	3	-.196	4	-.085	3	-.118	6
2611		6	max	1134.18	2	812.117	7	988.682	4	.108	3	.136	4	-.017	1
2612			min	-846.265	1	111.736	4	-772.109	3	-.196	4	-.106	3	-.139	6
2613		7	max	1134.18	2	812.117	7	988.682	4	.108	3	.163	4	-.024	1
2614			min	-846.265	1	111.736	4	-772.109	3	-.196	4	-.127	3	-.16	6
2615		8	max	1134.18	2	812.117	7	988.682	4	.108	3	.19	4	-.032	1
2616			min	-846.265	1	111.736	4	-772.109	3	-.196	4	-.148	3	-.181	6

Envelope Member Section Forces (Continued)

	Member	Sec		Axial[lb]	LC	y Shear[lb]	LC	z Shear[lb]	LC	Torque[k-...	LC	y-y Mome...	LC	z-z Mome...	LC
2617		9	max	1134.18	2	812.117	7	988.682	4	.108	3	.217	4	-.04	1
2618			min	-846.265	1	111.736	4	-772.109	3	-.196	4	-.169	3	-.202	6
2619		10	max	1134.18	2	812.117	7	988.682	4	.108	3	.244	4	-.048	1
2620			min	-846.265	1	111.736	4	-772.109	3	-.196	4	-.19	3	-.223	6
2621		11	max	1134.18	2	812.117	7	988.682	4	.108	3	.271	4	-.055	1
2622			min	-846.265	1	111.736	4	-772.109	3	-.196	4	-.212	3	-.244	6
2623		12	max	1134.18	2	812.117	7	988.682	4	.108	3	.298	4	-.063	1
2624			min	-846.265	1	111.736	4	-772.109	3	-.196	4	-.233	3	-.265	6
2625		13	max	1134.18	2	812.117	7	988.682	4	.108	3	.325	4	-.067	4
2626			min	-846.265	1	111.736	4	-772.109	3	-.196	4	-.254	3	-.286	6
2627		14	max	1134.18	2	812.117	7	988.682	4	.108	3	.352	4	-.07	4
2628			min	-846.265	1	111.736	4	-772.109	3	-.196	4	-.275	3	-.307	6
2629		15	max	1134.18	2	812.117	7	988.682	4	.108	3	.379	4	-.073	4
2630			min	-846.265	1	111.736	4	-772.109	3	-.196	4	-.296	3	-.328	6
2631		16	max	1134.18	2	812.117	7	988.682	4	.108	3	.407	4	-.076	4
2632			min	-846.265	1	111.736	4	-772.109	3	-.196	4	-.317	3	-.349	6
2633		17	max	1134.18	2	812.117	7	988.682	4	.108	3	.434	4	-.079	4
2634			min	-846.265	1	111.736	4	-772.109	3	-.196	4	-.339	3	-.37	6
2635		18	max	1134.18	2	812.117	7	988.682	4	.108	3	.461	4	-.083	4
2636			min	-846.265	1	111.736	4	-772.109	3	-.196	4	-.36	3	-.391	6
2637		19	max	1134.18	2	812.117	7	988.682	4	.108	3	.488	4	-.086	4
2638			min	-846.265	1	111.736	4	-772.109	3	-.196	4	-.381	3	-.412	6
2639		20	max	1134.18	2	812.117	7	988.682	4	.108	3	.515	4	-.089	4
2640			min	-846.265	1	111.736	4	-772.109	3	-.196	4	-.402	3	-.433	6
2641	M229	1	max	326.851	7	233.885	1	271.795	4	0	11	0	3	-.023	3
2642			min	9.036	4	-1129.589	6	-153.346	3	0	1	-.1	8	-.476	8
2643		2	max	326.851	7	233.885	1	271.795	4	0	11	-.001	3	-.022	3
2644			min	9.036	4	-1129.589	6	-153.346	3	0	1	-.098	5	-.465	8
2645		3	max	326.851	7	233.885	1	271.795	4	0	11	-.003	3	-.022	3
2646			min	9.036	4	-1129.589	6	-153.346	3	0	1	-.097	5	-.453	8
2647		4	max	326.851	7	233.885	1	271.795	4	0	11	-.005	3	-.021	3
2648			min	9.036	4	-1129.589	6	-153.346	3	0	1	-.095	5	-.441	8
2649		5	max	326.851	7	233.885	1	271.795	4	0	11	-.003	2	-.02	3
2650			min	9.036	4	-1129.589	6	-153.346	3	0	1	-.093	5	-.43	8
2651		6	max	326.851	7	233.885	1	271.795	4	0	11	-.001	2	-.02	3
2652			min	9.036	4	-1129.589	6	-153.346	3	0	1	-.092	5	-.418	8
2653		7	max	326.851	7	233.885	1	271.795	4	0	11	0	2	-.019	3
2654			min	9.036	4	-1129.589	6	-153.346	3	0	1	-.09	5	-.406	8
2655		8	max	326.851	7	233.885	1	271.795	4	0	11	.002	2	-.018	3
2656			min	9.036	4	-1129.589	6	-153.346	3	0	1	-.089	5	-.395	8
2657		9	max	326.851	7	233.885	1	271.795	4	0	11	.004	2	-.018	3
2658			min	9.036	4	-1129.589	6	-153.346	3	0	1	-.087	5	-.383	8
2659		10	max	326.851	7	233.885	1	271.795	4	0	11	.006	2	-.017	3
2660			min	9.036	4	-1129.589	6	-153.346	3	0	1	-.086	5	-.371	8
2661		11	max	326.851	7	233.885	1	271.795	4	0	11	.008	2	-.016	3
2662			min	9.036	4	-1129.589	6	-153.346	3	0	1	-.084	5	-.36	8
2663		12	max	326.851	7	233.885	1	271.795	4	0	11	.01	2	-.016	3
2664			min	9.036	4	-1129.589	6	-153.346	3	0	1	-.082	5	-.348	8
2665		13	max	326.851	7	233.885	1	271.795	4	0	11	.012	2	-.015	3
2666			min	9.036	4	-1129.589	6	-153.346	3	0	1	-.081	5	-.337	5
2667		14	max	326.851	7	233.885	1	271.795	4	0	11	.014	2	-.014	3
2668			min	9.036	4	-1129.589	6	-153.346	3	0	1	-.079	5	-.328	5

Envelope Member Section Forces (Continued)

	Member	Sec		Axial[lb]	LC	y Shear[lb]	LC	z Shear[lb]	LC	Torque[k-...	LC	y-y Mome...	LC	z-z Mome...	LC
2669		15	max	326.851	7	233.885	1	271.795	4	0	11	.016	2	-.014	3
2670			min	9.036	4	-1129.589	6	-153.346	3	0	1	-.078	5	-.318	5
2671		16	max	326.851	7	233.885	1	271.795	4	0	11	.018	2	-.013	3
2672			min	9.036	4	-1129.589	6	-153.346	3	0	1	-.076	5	-.309	5
2673		17	max	326.851	7	233.885	1	271.795	4	0	11	.019	2	-.004	2
2674			min	9.036	4	-1129.589	6	-153.346	3	0	1	-.075	5	-.3	5
2675		18	max	326.851	7	233.885	1	271.795	4	0	11	.021	2	.006	2
2676			min	9.036	4	-1129.589	6	-153.346	3	0	1	-.073	5	-.291	5
2677		19	max	326.851	7	233.885	1	271.795	4	0	11	.023	2	.017	2
2678			min	9.036	4	-1129.589	6	-153.346	3	0	1	-.071	5	-.282	5
2679		20	max	326.851	7	233.885	1	271.795	4	0	11	.025	2	.028	2
2680			min	9.036	4	-1129.589	6	-153.346	3	0	1	-.07	5	-.273	5
2681	M230	1	max	153.841	3	326.713	7	1130.373	6	.273	5	0	2	.069	5
2682			min	-268.771	4	8.983	4	-233.892	1	-.028	2	0	3	-.025	2
2683		2	max	153.841	3	326.713	7	1130.373	6	.273	5	.031	6	.062	1
2684			min	-268.771	4	8.983	4	-233.892	1	-.028	2	-.006	1	-.026	2
2685		3	max	153.841	3	326.713	7	1130.373	6	.273	5	.062	6	.056	1
2686			min	-268.771	4	8.983	4	-233.892	1	-.028	2	-.013	1	-.026	2
2687		4	max	153.841	3	326.713	7	1130.373	6	.273	5	.093	6	.051	1
2688			min	-268.771	4	8.983	4	-233.892	1	-.028	2	-.019	1	-.027	2
2689		5	max	153.841	3	326.713	7	1130.373	6	.273	5	.125	6	.046	1
2690			min	-268.771	4	8.983	4	-233.892	1	-.028	2	-.026	1	-.028	2
2691		6	max	153.841	3	326.713	7	1130.373	6	.273	5	.156	6	.04	1
2692			min	-268.771	4	8.983	4	-233.892	1	-.028	2	-.032	1	-.029	2
2693		7	max	153.841	3	326.713	7	1130.373	6	.273	5	.187	6	.035	1
2694			min	-268.771	4	8.983	4	-233.892	1	-.028	2	-.039	1	-.029	2
2695		8	max	153.841	3	326.713	7	1130.373	6	.273	5	.218	6	.03	1
2696			min	-268.771	4	8.983	4	-233.892	1	-.028	2	-.045	1	-.03	2
2697		9	max	153.841	3	326.713	7	1130.373	6	.273	5	.249	6	.025	1
2698			min	-268.771	4	8.983	4	-233.892	1	-.028	2	-.052	1	-.031	2
2699		10	max	153.841	3	326.713	7	1130.373	6	.273	5	.28	6	.019	1
2700			min	-268.771	4	8.983	4	-233.892	1	-.028	2	-.058	1	-.031	2
2701		11	max	153.841	3	326.713	7	1130.373	6	.273	5	.311	6	.014	1
2702			min	-268.771	4	8.983	4	-233.892	1	-.028	2	-.064	1	-.032	2
2703		12	max	153.841	3	326.713	7	1130.373	6	.273	5	.342	6	.009	1
2704			min	-268.771	4	8.983	4	-233.892	1	-.028	2	-.071	1	-.036	7
2705		13	max	153.841	3	326.713	7	1130.373	6	.273	5	.374	6	.008	4
2706			min	-268.771	4	8.983	4	-233.892	1	-.028	2	-.077	1	-.045	7
2707		14	max	153.841	3	326.713	7	1130.373	6	.273	5	.405	6	.008	4
2708			min	-268.771	4	8.983	4	-233.892	1	-.028	2	-.084	1	-.054	7
2709		15	max	153.841	3	326.713	7	1130.373	6	.273	5	.436	6	.007	4
2710			min	-268.771	4	8.983	4	-233.892	1	-.028	2	-.09	1	-.063	7
2711		16	max	153.841	3	326.713	7	1130.373	6	.273	5	.467	6	.007	4
2712			min	-268.771	4	8.983	4	-233.892	1	-.028	2	-.097	1	-.072	7
2713		17	max	153.841	3	326.713	7	1130.373	6	.273	5	.498	6	.007	4
2714			min	-268.771	4	8.983	4	-233.892	1	-.028	2	-.103	1	-.081	7
2715		18	max	153.841	3	326.713	7	1130.373	6	.273	5	.529	6	.007	4
2716			min	-268.771	4	8.983	4	-233.892	1	-.028	2	-.109	1	-.09	7
2717		19	max	153.841	3	326.713	7	1130.373	6	.273	5	.56	6	.006	4
2718			min	-268.771	4	8.983	4	-233.892	1	-.028	2	-.116	1	-.099	7
2719		20	max	153.841	3	326.713	7	1130.373	6	.273	5	.591	6	.006	4
2720			min	-268.771	4	8.983	4	-233.892	1	-.028	2	-.122	1	-.108	7

Envelope Member Section Forces (Continued)

	Member	Sec		Axial[lb]	LC	y Shear[lb]	LC	z Shear[lb]	LC	Torque[k-...	LC	y-y Mome...	LC	z-z Mome...	LC
2721	M231	1	max	735.87	5	498.728	3	832.757	1	0	11	.068	2	.316	3
2722			min	148.31	2	-764.451	4	-1066.708	2	0	1	-.127	1	-.411	4
2723		2	max	735.87	5	498.728	3	832.757	1	0	11	.056	2	.311	3
2724			min	148.31	2	-764.451	4	-1066.708	2	0	1	-.118	1	-.403	4
2725		3	max	735.87	5	498.728	3	832.757	1	0	11	.045	2	.305	3
2726			min	148.31	2	-764.451	4	-1066.708	2	0	1	-.109	5	-.394	4
2727		4	max	735.87	5	498.728	3	832.757	1	0	11	.033	2	.3	3
2728			min	148.31	2	-764.451	4	-1066.708	2	0	1	-.11	5	-.386	4
2729		5	max	735.87	5	498.728	3	832.757	1	0	11	.021	2	.294	3
2730			min	148.31	2	-764.451	4	-1066.708	2	0	1	-.111	5	-.378	4
2731		6	max	735.87	5	498.728	3	832.757	1	0	11	.01	2	.289	3
2732			min	148.31	2	-764.451	4	-1066.708	2	0	1	-.112	5	-.369	4
2733		7	max	735.87	5	498.728	3	832.757	1	0	11	-.002	2	.283	3
2734			min	148.31	2	-764.451	4	-1066.708	2	0	1	-.112	5	-.361	4
2735		8	max	735.87	5	498.728	3	832.757	1	0	11	-.014	2	.278	3
2736			min	148.31	2	-764.451	4	-1066.708	2	0	1	-.113	5	-.353	4
2737		9	max	735.87	5	498.728	3	832.757	1	0	11	-.016	4	.273	3
2738			min	148.31	2	-764.451	4	-1066.708	2	0	1	-.115	7	-.344	4
2739		10	max	735.87	5	498.728	3	832.757	1	0	11	-.016	4	.267	3
2740			min	148.31	2	-764.451	4	-1066.708	2	0	1	-.119	7	-.336	4
2741		11	max	735.87	5	498.728	3	832.757	1	0	11	-.015	4	.262	3
2742			min	148.31	2	-764.451	4	-1066.708	2	0	1	-.122	7	-.327	4
2743		12	max	735.87	5	498.728	3	832.757	1	0	11	-.014	4	.256	3
2744			min	148.31	2	-764.451	4	-1066.708	2	0	1	-.126	7	-.319	4
2745		13	max	735.87	5	498.728	3	832.757	1	0	11	-.014	4	.251	3
2746			min	148.31	2	-764.451	4	-1066.708	2	0	1	-.13	7	-.311	4
2747		14	max	735.87	5	498.728	3	832.757	1	0	11	-.008	1	.245	3
2748			min	148.31	2	-764.451	4	-1066.708	2	0	1	-.133	7	-.302	4
2749		15	max	735.87	5	498.728	3	832.757	1	0	11	0	1	.24	3
2750			min	148.31	2	-764.451	4	-1066.708	2	0	1	-.138	6	-.294	4
2751		16	max	735.87	5	498.728	3	832.757	1	0	11	.01	1	.234	3
2752			min	148.31	2	-764.451	4	-1066.708	2	0	1	-.144	6	-.285	4
2753		17	max	735.87	5	498.728	3	832.757	1	0	11	.019	1	.229	3
2754			min	148.31	2	-764.451	4	-1066.708	2	0	1	-.15	6	-.277	4
2755		18	max	735.87	5	498.728	3	832.757	1	0	11	.028	1	.223	3
2756			min	148.31	2	-764.451	4	-1066.708	2	0	1	-.155	6	-.269	4
2757		19	max	735.87	5	498.728	3	832.757	1	0	11	.037	1	.218	3
2758			min	148.31	2	-764.451	4	-1066.708	2	0	1	-.161	6	-.26	4
2759		20	max	735.87	5	498.728	3	832.757	1	0	11	.047	1	.212	3
2760			min	148.31	2	-764.451	4	-1066.708	2	0	1	-.167	6	-.252	4
2761	M232	1	max	764.112	4	737.058	5	832.539	1	.167	6	0	9	.212	3
2762			min	-497.838	3	148.364	2	-1066.495	2	-.047	1	0	2	-.252	4
2763		2	max	764.112	4	737.058	5	832.539	1	.167	6	.023	1	.206	3
2764			min	-497.838	3	148.364	2	-1066.495	2	-.047	1	-.029	2	-.26	4
2765		3	max	764.112	4	737.058	5	832.539	1	.167	6	.046	1	.199	3
2766			min	-497.838	3	148.364	2	-1066.495	2	-.047	1	-.058	2	-.267	4
2767		4	max	764.112	4	737.058	5	832.539	1	.167	6	.068	1	.192	3
2768			min	-497.838	3	148.364	2	-1066.495	2	-.047	1	-.088	2	-.275	4
2769		5	max	764.112	4	737.058	5	832.539	1	.167	6	.091	1	.186	3
2770			min	-497.838	3	148.364	2	-1066.495	2	-.047	1	-.117	2	-.283	4
2771		6	max	764.112	4	737.058	5	832.539	1	.167	6	.114	1	.179	3
2772			min	-497.838	3	148.364	2	-1066.495	2	-.047	1	-.146	2	-.29	4

Envelope Member Section Forces (Continued)

	Member	Sec		Axial[lb]	LC	y Shear[lb]	LC	z Shear[lb]	LC	Torque[k-...	LC	y-y Mome...	LC	z-z Mome...	LC
2773		7	max	764.112	4	737.058	5	832.539	1	.167	6	.137	1	.172	3
2774			min	-497.838	3	148.364	2	-1066.495	2	-.047	1	-.175	2	-.298	4
2775		8	max	764.112	4	737.058	5	832.539	1	.167	6	.16	1	.166	3
2776			min	-497.838	3	148.364	2	-1066.495	2	-.047	1	-.205	2	-.306	4
2777		9	max	764.112	4	737.058	5	832.539	1	.167	6	.183	1	.159	3
2778			min	-497.838	3	148.364	2	-1066.495	2	-.047	1	-.234	2	-.313	4
2779		10	max	764.112	4	737.058	5	832.539	1	.167	6	.205	1	.152	3
2780			min	-497.838	3	148.364	2	-1066.495	2	-.047	1	-.263	2	-.321	4
2781		11	max	764.112	4	737.058	5	832.539	1	.167	6	.228	1	.146	3
2782			min	-497.838	3	148.364	2	-1066.495	2	-.047	1	-.292	2	-.329	4
2783		12	max	764.112	4	737.058	5	832.539	1	.167	6	.251	1	.139	3
2784			min	-497.838	3	148.364	2	-1066.495	2	-.047	1	-.322	2	-.336	4
2785		13	max	764.112	4	737.058	5	832.539	1	.167	6	.274	1	.132	3
2786			min	-497.838	3	148.364	2	-1066.495	2	-.047	1	-.351	2	-.353	8
2787		14	max	764.112	4	737.058	5	832.539	1	.167	6	.297	1	.126	3
2788			min	-497.838	3	148.364	2	-1066.495	2	-.047	1	-.38	2	-.372	8
2789		15	max	764.112	4	737.058	5	832.539	1	.167	6	.32	1	.119	3
2790			min	-497.838	3	148.364	2	-1066.495	2	-.047	1	-.409	2	-.391	8
2791		16	max	764.112	4	737.058	5	832.539	1	.167	6	.342	1	.112	3
2792			min	-497.838	3	148.364	2	-1066.495	2	-.047	1	-.439	2	-.411	8
2793		17	max	764.112	4	737.058	5	832.539	1	.167	6	.365	1	.106	3
2794			min	-497.838	3	148.364	2	-1066.495	2	-.047	1	-.468	2	-.43	8
2795		18	max	764.112	4	737.058	5	832.539	1	.167	6	.388	1	.099	3
2796			min	-497.838	3	148.364	2	-1066.495	2	-.047	1	-.497	2	-.449	8
2797		19	max	764.112	4	737.058	5	832.539	1	.167	6	.411	1	.092	3
2798			min	-497.838	3	148.364	2	-1066.495	2	-.047	1	-.526	2	-.469	8
2799		20	max	764.112	4	737.058	5	832.539	1	.167	6	.434	1	.086	3
2800			min	-497.838	3	148.364	2	-1066.495	2	-.047	1	-.555	2	-.488	8
2801	M233	1	max	516.838	5	249.749	2	210.023	3	0	11	.425	6	.107	7
2802			min	39.251	2	-183.797	1	-1155.442	8	0	1	.067	1	-.001	4
2803		2	max	516.838	5	249.749	2	210.023	3	0	11	.413	6	.105	7
2804			min	39.251	2	-183.797	1	-1155.442	8	0	1	.066	1	0	4
2805		3	max	516.838	5	249.749	2	210.023	3	0	11	.402	6	.104	7
2806			min	39.251	2	-183.797	1	-1155.442	8	0	1	.065	1	.001	4
2807		4	max	516.838	5	249.749	2	210.023	3	0	11	.39	6	.102	7
2808			min	39.251	2	-183.797	1	-1155.442	8	0	1	.064	1	.003	4
2809		5	max	516.838	5	249.749	2	210.023	3	0	11	.378	6	.101	7
2810			min	39.251	2	-183.797	1	-1155.442	8	0	1	.063	1	.004	4
2811		6	max	516.838	5	249.749	2	210.023	3	0	11	.367	7	.099	7
2812			min	39.251	2	-183.797	1	-1155.442	8	0	1	.062	1	.005	4
2813		7	max	516.838	5	249.749	2	210.023	3	0	11	.358	7	.098	7
2814			min	39.251	2	-183.797	1	-1155.442	8	0	1	.061	1	.006	4
2815		8	max	516.838	5	249.749	2	210.023	3	0	11	.348	7	.096	7
2816			min	39.251	2	-183.797	1	-1155.442	8	0	1	.053	4	.008	4
2817		9	max	516.838	5	249.749	2	210.023	3	0	11	.339	7	.095	7
2818			min	39.251	2	-183.797	1	-1155.442	8	0	1	.043	4	.009	4
2819		10	max	516.838	5	249.749	2	210.023	3	0	11	.33	7	.093	7
2820			min	39.251	2	-183.797	1	-1155.442	8	0	1	.032	4	.01	4
2821		11	max	516.838	5	249.749	2	210.023	3	0	11	.32	7	.092	7
2822			min	39.251	2	-183.797	1	-1155.442	8	0	1	.021	4	.011	4
2823		12	max	516.838	5	249.749	2	210.023	3	0	11	.311	7	.09	7
2824			min	39.251	2	-183.797	1	-1155.442	8	0	1	.011	4	.013	4

Envelope Member Section Forces (Continued)

	Member	Sec		Axial[lb]	LC	y Shear[lb]	LC	z Shear[lb]	LC	Torque[k-...	LC	y-y Mome...	LC	z-z Mome...	LC
2825		13	max	516.838	5	249.749	2	210.023	3	0	11	.302	7	.089	7
2826			min	39.251	2	-183.797	1	-1155.442	8	0	1	0	4	.014	4
2827		14	max	516.838	5	249.749	2	210.023	3	0	11	.292	7	.088	7
2828			min	39.251	2	-183.797	1	-1155.442	8	0	1	-.01	4	.015	4
2829		15	max	516.838	5	249.749	2	210.023	3	0	11	.283	7	.086	7
2830			min	39.251	2	-183.797	1	-1155.442	8	0	1	-.021	4	.016	4
2831		16	max	516.838	5	249.749	2	210.023	3	0	11	.274	7	.085	5
2832			min	39.251	2	-183.797	1	-1155.442	8	0	1	-.032	4	.017	2
2833		17	max	516.838	5	249.749	2	210.023	3	0	11	.264	7	.085	5
2834			min	39.251	2	-183.797	1	-1155.442	8	0	1	-.042	4	.014	2
2835		18	max	516.838	5	249.749	2	210.023	3	0	11	.255	7	.085	5
2836			min	39.251	2	-183.797	1	-1155.442	8	0	1	-.053	4	.011	2
2837		19	max	516.838	5	249.749	2	210.023	3	0	11	.246	7	.085	5
2838			min	39.251	2	-183.797	1	-1155.442	8	0	1	-.064	4	.009	2
2839		20	max	516.838	5	249.749	2	210.023	3	0	11	.236	7	.084	5
2840			min	39.251	2	-183.797	1	-1155.442	8	0	1	-.074	4	.006	2
2841	M234	1	max	184.552	1	516.819	5	209.239	3	.074	4	0	1	.083	5
2842			min	-246.77	2	39.12	2	-1156.028	8	-.237	7	0	4	.005	2
2843		2	max	184.552	1	516.819	5	209.239	3	.074	4	.006	3	.069	5
2844			min	-246.77	2	39.12	2	-1156.028	8	-.237	7	-.032	8	.004	2
2845		3	max	184.552	1	516.819	5	209.239	3	.074	4	.012	3	.055	5
2846			min	-246.77	2	39.12	2	-1156.028	8	-.237	7	-.064	8	.003	2
2847		4	max	184.552	1	516.819	5	209.239	3	.074	4	.017	3	.041	5
2848			min	-246.77	2	39.12	2	-1156.028	8	-.237	7	-.096	8	.002	2
2849		5	max	184.552	1	516.819	5	209.239	3	.074	4	.023	3	.027	5
2850			min	-246.77	2	39.12	2	-1156.028	8	-.237	7	-.127	8	-.001	9
2851		6	max	184.552	1	516.819	5	209.239	3	.074	4	.029	3	.013	8
2852			min	-246.77	2	39.12	2	-1156.028	8	-.237	7	-.159	8	-.006	9
2853		7	max	184.552	1	516.819	5	209.239	3	.074	4	.035	3	.003	4
2854			min	-246.77	2	39.12	2	-1156.028	8	-.237	7	-.191	8	-.012	9
2855		8	max	184.552	1	516.819	5	209.239	3	.074	4	.04	3	0	4
2856			min	-246.77	2	39.12	2	-1156.028	8	-.237	7	-.223	8	-.018	7
2857		9	max	184.552	1	516.819	5	209.239	3	.074	4	.046	3	-.003	2
2858			min	-246.77	2	39.12	2	-1156.028	8	-.237	7	-.255	8	-.032	7
2859		10	max	184.552	1	516.819	5	209.239	3	.074	4	.052	3	-.004	2
2860			min	-246.77	2	39.12	2	-1156.028	8	-.237	7	-.287	8	-.045	7
2861		11	max	184.552	1	516.819	5	209.239	3	.074	4	.058	3	-.005	2
2862			min	-246.77	2	39.12	2	-1156.028	8	-.237	7	-.318	8	-.059	7
2863		12	max	184.552	1	516.819	5	209.239	3	.074	4	.063	3	-.006	2
2864			min	-246.77	2	39.12	2	-1156.028	8	-.237	7	-.35	8	-.073	5
2865		13	max	184.552	1	516.819	5	209.239	3	.074	4	.069	3	-.008	2
2866			min	-246.77	2	39.12	2	-1156.028	8	-.237	7	-.382	8	-.087	5
2867		14	max	184.552	1	516.819	5	209.239	3	.074	4	.075	3	-.009	2
2868			min	-246.77	2	39.12	2	-1156.028	8	-.237	7	-.414	8	-.102	5
2869		15	max	184.552	1	516.819	5	209.239	3	.074	4	.081	3	-.01	2
2870			min	-246.77	2	39.12	2	-1156.028	8	-.237	7	-.446	8	-.116	5
2871		16	max	184.552	1	516.819	5	209.239	3	.074	4	.086	3	-.011	2
2872			min	-246.77	2	39.12	2	-1156.028	8	-.237	7	-.478	8	-.13	5
2873		17	max	184.552	1	516.819	5	209.239	3	.074	4	.092	3	-.012	2
2874			min	-246.77	2	39.12	2	-1156.028	8	-.237	7	-.509	8	-.144	5
2875		18	max	184.552	1	516.819	5	209.239	3	.074	4	.098	3	-.013	2
2876			min	-246.77	2	39.12	2	-1156.028	8	-.237	7	-.541	8	-.158	5

Envelope Member Section Forces (Continued)

	Member	Sec		Axial[lb]	LC	y Shear[lb]	LC	z Shear[lb]	LC	Torque[k-...	LC	y-y Mome...	LC	z-z Mome...	LC
2877		19	max	184.552	1	516.819	5	209.239	3	.074	4	.104	3	-.014	2
2878			min	-246.77	2	39.12	2	-1156.028	8	-.237	7	-.573	8	-.173	5
2879		20	max	184.552	1	516.819	5	209.239	3	.074	4	.109	3	-.015	2
2880			min	-246.77	2	39.12	2	-1156.028	8	-.237	7	-.605	8	-.187	5
2881	M256	1	max	296.28	4	425.952	8	19.384	3	0	3	.004	4	.483	5
2882			min	-2893.68	7	85.741	3	-9.428	4	-.004	8	-.009	3	.093	2
2883		2	max	296.28	4	425.952	8	19.384	3	0	3	.004	4	.479	5
2884			min	-2893.68	7	85.741	3	-9.428	4	-.004	8	-.009	3	.092	2
2885		3	max	296.28	4	425.952	8	19.384	3	0	3	.004	4	.475	5
2886			min	-2893.68	7	85.741	3	-9.428	4	-.004	8	-.008	3	.091	2
2887		4	max	296.28	4	425.952	8	19.384	3	0	3	.004	4	.472	5
2888			min	-2893.68	7	85.741	3	-9.428	4	-.004	8	-.008	3	.09	2
2889		5	max	296.28	4	425.952	8	19.384	3	0	3	.004	4	.468	5
2890			min	-2893.68	7	85.741	3	-9.428	4	-.004	8	-.008	3	.089	2
2891		6	max	296.28	4	425.952	8	19.384	3	0	3	.004	4	.464	5
2892			min	-2893.68	7	85.741	3	-9.428	4	-.004	8	-.008	3	.088	2
2893		7	max	296.28	4	425.952	8	19.384	3	0	3	.004	4	.461	5
2894			min	-2893.68	7	85.741	3	-9.428	4	-.004	8	-.008	3	.087	2
2895		8	max	296.28	4	425.952	8	19.384	3	0	3	.004	4	.457	5
2896			min	-2893.68	7	85.741	3	-9.428	4	-.004	8	-.008	3	.086	2
2897		9	max	296.28	4	425.952	8	19.384	3	0	3	.003	4	.453	5
2898			min	-2893.68	7	85.741	3	-9.428	4	-.004	8	-.007	3	.085	2
2899		10	max	296.28	4	425.952	8	19.384	3	0	3	.003	4	.449	5
2900			min	-2893.68	7	85.741	3	-9.428	4	-.004	8	-.007	3	.084	2
2901		11	max	296.28	4	425.952	8	19.384	3	0	3	.003	4	.446	5
2902			min	-2893.68	7	85.741	3	-9.428	4	-.004	8	-.007	3	.083	2
2903		12	max	296.28	4	425.952	8	19.384	3	0	3	.003	4	.442	5
2904			min	-2893.68	7	85.741	3	-9.428	4	-.004	8	-.007	3	.082	2
2905		13	max	296.28	4	425.952	8	19.384	3	0	3	.003	4	.438	5
2906			min	-2893.68	7	85.741	3	-9.428	4	-.004	8	-.007	3	.081	2
2907		14	max	296.28	4	425.952	8	19.384	3	0	3	.003	4	.435	5
2908			min	-2893.68	7	85.741	3	-9.428	4	-.004	8	-.007	3	.08	2
2909		15	max	296.28	4	425.952	8	19.384	3	0	3	.003	4	.431	5
2910			min	-2893.68	7	85.741	3	-9.428	4	-.004	8	-.006	3	.079	2
2911		16	max	296.28	4	425.952	8	19.384	3	0	3	.003	4	.427	5
2912			min	-2893.68	7	85.741	3	-9.428	4	-.004	8	-.006	3	.078	2
2913		17	max	296.28	4	425.952	8	19.384	3	0	3	.003	4	.424	5
2914			min	-2893.68	7	85.741	3	-9.428	4	-.004	8	-.006	3	.077	2
2915		18	max	296.28	4	425.952	8	19.384	3	0	3	.003	4	.42	5
2916			min	-2893.68	7	85.741	3	-9.428	4	-.004	8	-.006	3	.076	2
2917		19	max	296.28	4	425.952	8	19.384	3	0	3	.003	4	.416	5
2918			min	-2893.68	7	85.741	3	-9.428	4	-.004	8	-.006	3	.075	2
2919		20	max	296.28	4	425.952	8	19.384	3	0	3	.003	4	.413	5
2920			min	-2893.68	7	85.741	3	-9.428	4	-.004	8	-.006	3	.074	2
2921	M257	1	max	267.053	4	219.932	5	9.908	3	.001	5	.005	4	.381	5
2922			min	-1806.557	7	45.83	2	-8.95	4	0	2	-.005	3	.073	2
2923		2	max	267.053	4	219.932	5	9.908	3	.001	5	.004	4	.379	5
2924			min	-1806.557	7	45.83	2	-8.95	4	0	2	-.005	3	.073	2
2925		3	max	267.053	4	219.932	5	9.908	3	.001	5	.004	4	.377	5
2926			min	-1806.557	7	45.83	2	-8.95	4	0	2	-.005	3	.072	2
2927		4	max	267.053	4	219.932	5	9.908	3	.001	5	.004	4	.375	5
2928			min	-1806.557	7	45.83	2	-8.95	4	0	2	-.005	3	.072	2

Envelope Member Section Forces (Continued)

	Member	Sec		Axial[lb]	LC	y Shear[lb]	LC	z Shear[lb]	LC	Torque[k-...	LC	y-y Mome...	LC	z-z Mome...	LC
2929		5	max	267.053	4	219.932	5	9.908	3	.001	5	.004	4	.373	5
2930			min	-1806.557	7	45.83	2	-8.95	4	0	2	-.005	3	.072	2
2931		6	max	267.053	4	219.932	5	9.908	3	.001	5	.004	4	.371	5
2932			min	-1806.557	7	45.83	2	-8.95	4	0	2	-.005	3	.071	2
2933		7	max	267.053	4	219.932	5	9.908	3	.001	5	.004	4	.369	5
2934			min	-1806.557	7	45.83	2	-8.95	4	0	2	-.005	3	.071	2
2935		8	max	267.053	4	219.932	5	9.908	3	.001	5	.004	4	.367	5
2936			min	-1806.557	7	45.83	2	-8.95	4	0	2	-.005	3	.07	2
2937		9	max	267.053	4	219.932	5	9.908	3	.001	5	.004	4	.365	5
2938			min	-1806.557	7	45.83	2	-8.95	4	0	2	-.005	3	.07	2
2939		10	max	267.053	4	219.932	5	9.908	3	.001	5	.004	4	.363	5
2940			min	-1806.557	7	45.83	2	-8.95	4	0	2	-.005	3	.07	2
2941		11	max	267.053	4	219.932	5	9.908	3	.001	5	.004	4	.361	5
2942			min	-1806.557	7	45.83	2	-8.95	4	0	2	-.004	3	.069	2
2943		12	max	267.053	4	219.932	5	9.908	3	.001	5	.004	4	.36	5
2944			min	-1806.557	7	45.83	2	-8.95	4	0	2	-.004	3	.069	2
2945		13	max	267.053	4	219.932	5	9.908	3	.001	5	.004	4	.358	5
2946			min	-1806.557	7	45.83	2	-8.95	4	0	2	-.004	3	.068	2
2947		14	max	267.053	4	219.932	5	9.908	3	.001	5	.004	4	.356	5
2948			min	-1806.557	7	45.83	2	-8.95	4	0	2	-.004	3	.068	2
2949		15	max	267.053	4	219.932	5	9.908	3	.001	5	.003	4	.354	5
2950			min	-1806.557	7	45.83	2	-8.95	4	0	2	-.004	3	.068	2
2951		16	max	267.053	4	219.932	5	9.908	3	.001	5	.003	4	.352	5
2952			min	-1806.557	7	45.83	2	-8.95	4	0	2	-.004	3	.067	2
2953		17	max	267.053	4	219.932	5	9.908	3	.001	5	.003	4	.35	5
2954			min	-1806.557	7	45.83	2	-8.95	4	0	2	-.004	3	.067	2
2955		18	max	267.053	4	219.932	5	9.908	3	.001	5	.003	4	.348	5
2956			min	-1806.557	7	45.83	2	-8.95	4	0	2	-.004	3	.066	2
2957		19	max	267.053	4	219.932	5	9.908	3	.001	5	.003	4	.346	5
2958			min	-1806.557	7	45.83	2	-8.95	4	0	2	-.004	3	.066	2
2959		20	max	267.053	4	219.932	5	9.908	3	.001	5	.003	4	.344	5
2960			min	-1806.557	7	45.83	2	-8.95	4	0	2	-.004	3	.066	2
2961	M258	1	max	352.512	7	270.207	5	4.765	3	.001	1	.003	4	.358	8
2962			min	-89.87	4	60.413	2	-6.298	4	0	2	-.002	3	.079	2
2963		2	max	352.512	7	270.207	5	4.765	3	.001	1	.003	4	.355	8
2964			min	-89.87	4	60.413	2	-6.298	4	0	2	-.002	3	.079	2
2965		3	max	352.512	7	270.207	5	4.765	3	.001	1	.002	4	.353	8
2966			min	-89.87	4	60.413	2	-6.298	4	0	2	-.002	3	.078	2
2967		4	max	352.512	7	270.207	5	4.765	3	.001	1	.002	4	.351	8
2968			min	-89.87	4	60.413	2	-6.298	4	0	2	-.002	3	.078	2
2969		5	max	352.512	7	270.207	5	4.765	3	.001	1	.002	4	.348	8
2970			min	-89.87	4	60.413	2	-6.298	4	0	2	-.002	3	.077	2
2971		6	max	352.512	7	270.207	5	4.765	3	.001	1	.002	4	.346	8
2972			min	-89.87	4	60.413	2	-6.298	4	0	2	-.002	3	.077	2
2973		7	max	352.512	7	270.207	5	4.765	3	.001	1	.002	4	.344	8
2974			min	-89.87	4	60.413	2	-6.298	4	0	2	-.002	3	.076	2
2975		8	max	352.512	7	270.207	5	4.765	3	.001	1	.002	4	.341	8
2976			min	-89.87	4	60.413	2	-6.298	4	0	2	-.001	3	.076	2
2977		9	max	352.512	7	270.207	5	4.765	3	.001	1	.002	4	.339	8
2978			min	-89.87	4	60.413	2	-6.298	4	0	2	-.001	3	.075	2
2979		10	max	352.512	7	270.207	5	4.765	3	.001	1	.002	4	.336	8
2980			min	-89.87	4	60.413	2	-6.298	4	0	2	-.001	3	.075	2

Envelope Member Section Forces (Continued)

	Member	Sec		Axial[lb]	LC	y Shear[lb]	LC	z Shear[lb]	LC	Torque[k-...	LC	y-y Mome...	LC	z-z Mome...	LC
2981		11	max	352.512	7	270.207	5	4.765	3	.001	1	.002	4	.334	8
2982			min	-89.87	4	60.413	2	-6.298	4	0	2	-.001	3	.074	2
2983		12	max	352.512	7	270.207	5	4.765	3	.001	1	.002	4	.332	8
2984			min	-89.87	4	60.413	2	-6.298	4	0	2	-.001	3	.074	2
2985		13	max	352.512	7	270.207	5	4.765	3	.001	1	.002	4	.329	8
2986			min	-89.87	4	60.413	2	-6.298	4	0	2	-.001	3	.073	2
2987		14	max	352.512	7	270.207	5	4.765	3	.001	1	.002	4	.327	8
2988			min	-89.87	4	60.413	2	-6.298	4	0	2	-.001	3	.072	2
2989		15	max	352.512	7	270.207	5	4.765	3	.001	1	.002	4	.325	8
2990			min	-89.87	4	60.413	2	-6.298	4	0	2	-.001	3	.072	2
2991		16	max	352.512	7	270.207	5	4.765	3	.001	1	.002	4	.322	8
2992			min	-89.87	4	60.413	2	-6.298	4	0	2	-.001	3	.071	2
2993		17	max	352.512	7	270.207	5	4.765	3	.001	1	.002	4	.32	8
2994			min	-89.87	4	60.413	2	-6.298	4	0	2	-.001	3	.071	2
2995		18	max	352.512	7	270.207	5	4.765	3	.001	1	.002	4	.318	8
2996			min	-89.87	4	60.413	2	-6.298	4	0	2	-.001	3	.07	2
2997		19	max	352.512	7	270.207	5	4.765	3	.001	1	.002	4	.315	8
2998			min	-89.87	4	60.413	2	-6.298	4	0	2	-.001	3	.07	2
2999		20	max	352.512	7	270.207	5	4.765	3	.001	1	.002	4	.313	8
3000			min	-89.87	4	60.413	2	-6.298	4	0	2	0	3	.069	2
3001	M262	1	max	301.865	4	414.899	8	19.157	1	0	3	.005	1	.171	5
3002			min	-2895.559	7	82.258	3	-10.196	2	-.004	8	-.003	2	.007	2
3003		2	max	301.865	4	414.899	8	19.157	1	0	3	.005	1	.165	5
3004			min	-2895.559	7	82.258	3	-10.196	2	-.004	8	-.003	2	.005	2
3005		3	max	301.865	4	414.899	8	19.157	1	0	3	.006	1	.158	5
3006			min	-2895.559	7	82.258	3	-10.196	2	-.004	8	-.003	2	.004	2
3007		4	max	301.865	4	414.899	8	19.157	1	0	3	.006	1	.152	5
3008			min	-2895.559	7	82.258	3	-10.196	2	-.004	8	-.003	2	.002	2
3009		5	max	301.865	4	414.899	8	19.157	1	0	3	.006	1	.146	5
3010			min	-2895.559	7	82.258	3	-10.196	2	-.004	8	-.003	2	0	2
3011		6	max	301.865	4	414.899	8	19.157	1	0	3	.007	1	.14	5
3012			min	-2895.559	7	82.258	3	-10.196	2	-.004	8	-.004	2	-.001	2
3013		7	max	301.865	4	414.899	8	19.157	1	0	3	.007	1	.134	5
3014			min	-2895.559	7	82.258	3	-10.196	2	-.004	8	-.004	2	-.003	2
3015		8	max	301.865	4	414.899	8	19.157	1	0	3	.007	1	.128	5
3016			min	-2895.559	7	82.258	3	-10.196	2	-.004	8	-.004	2	-.005	2
3017		9	max	301.865	4	414.899	8	19.157	1	0	3	.007	1	.122	5
3018			min	-2895.559	7	82.258	3	-10.196	2	-.004	8	-.004	2	-.006	2
3019		10	max	301.865	4	414.899	8	19.157	1	0	3	.008	1	.116	5
3020			min	-2895.559	7	82.258	3	-10.196	2	-.004	8	-.004	2	-.008	2
3021		11	max	301.865	4	414.899	8	19.157	1	0	3	.008	1	.109	5
3022			min	-2895.559	7	82.258	3	-10.196	2	-.004	8	-.004	2	-.01	2
3023		12	max	301.865	4	414.899	8	19.157	1	0	3	.008	1	.103	5
3024			min	-2895.559	7	82.258	3	-10.196	2	-.004	8	-.005	2	-.012	2
3025		13	max	301.865	4	414.899	8	19.157	1	0	3	.009	1	.097	5
3026			min	-2895.559	7	82.258	3	-10.196	2	-.004	8	-.005	2	-.013	2
3027		14	max	301.865	4	414.899	8	19.157	1	0	3	.009	1	.091	5
3028			min	-2895.559	7	82.258	3	-10.196	2	-.004	8	-.005	2	-.015	2
3029		15	max	301.865	4	414.899	8	19.157	1	0	3	.009	1	.085	5
3030			min	-2895.559	7	82.258	3	-10.196	2	-.004	8	-.005	2	-.017	2
3031		16	max	301.865	4	414.899	8	19.157	1	0	3	.01	1	.079	5
3032			min	-2895.559	7	82.258	3	-10.196	2	-.004	8	-.005	2	-.018	2

Envelope Member Section Forces (Continued)

	Member	Sec		Axial[lb]	LC	y Shear[lb]	LC	z Shear[lb]	LC	Torque[k-...	LC	y-y Mome...	LC	z-z Mome...	LC
3033		17	max	301.865	4	414.899	8	19.157	1	0	3	.01	1	.073	5
3034			min	-2895.559	7	82.258	3	-10.196	2	-.004	8	-.005	2	-.02	2
3035		18	max	301.865	4	414.899	8	19.157	1	0	3	.01	1	.067	5
3036			min	-2895.559	7	82.258	3	-10.196	2	-.004	8	-.005	2	-.022	2
3037		19	max	301.865	4	414.899	8	19.157	1	0	3	.01	1	.06	5
3038			min	-2895.559	7	82.258	3	-10.196	2	-.004	8	-.006	2	-.023	2
3039		20	max	301.865	4	414.899	8	19.157	1	0	3	.011	1	.055	1
3040			min	-2895.559	7	82.258	3	-10.196	2	-.004	8	-.006	2	-.025	2
3041	M263	1	max	282.953	4	195.867	5	9.621	1	.001	5	.004	1	.019	9
3042			min	-1811.901	7	39.077	2	-9.278	2	0	2	-.003	2	-.005	2
3043		2	max	282.953	4	195.867	5	9.621	1	.001	5	.004	1	.018	9
3044			min	-1811.901	7	39.077	2	-9.278	2	0	2	-.003	2	-.005	2
3045		3	max	282.953	4	195.867	5	9.621	1	.001	5	.004	1	.017	9
3046			min	-1811.901	7	39.077	2	-9.278	2	0	2	-.004	2	-.006	7
3047		4	max	282.953	4	195.867	5	9.621	1	.001	5	.004	1	.016	9
3048			min	-1811.901	7	39.077	2	-9.278	2	0	2	-.004	2	-.008	7
3049		5	max	282.953	4	195.867	5	9.621	1	.001	5	.004	1	.015	9
3050			min	-1811.901	7	39.077	2	-9.278	2	0	2	-.004	2	-.011	5
3051		6	max	282.953	4	195.867	5	9.621	1	.001	5	.004	1	.015	9
3052			min	-1811.901	7	39.077	2	-9.278	2	0	2	-.004	2	-.014	5
3053		7	max	282.953	4	195.867	5	9.621	1	.001	5	.005	1	.014	9
3054			min	-1811.901	7	39.077	2	-9.278	2	0	2	-.004	2	-.017	5
3055		8	max	282.953	4	195.867	5	9.621	1	.001	5	.005	1	.013	9
3056			min	-1811.901	7	39.077	2	-9.278	2	0	2	-.004	2	-.02	5
3057		9	max	282.953	4	195.867	5	9.621	1	.001	5	.005	1	.012	9
3058			min	-1811.901	7	39.077	2	-9.278	2	0	2	-.004	2	-.023	5
3059		10	max	282.953	4	195.867	5	9.621	1	.001	5	.005	1	.011	9
3060			min	-1811.901	7	39.077	2	-9.278	2	0	2	-.004	2	-.026	5
3061		11	max	282.953	4	195.867	5	9.621	1	.001	5	.005	1	.01	9
3062			min	-1811.901	7	39.077	2	-9.278	2	0	2	-.005	2	-.029	5
3063		12	max	282.953	4	195.867	5	9.621	1	.001	5	.005	1	.009	9
3064			min	-1811.901	7	39.077	2	-9.278	2	0	2	-.005	2	-.032	5
3065		13	max	282.953	4	195.867	5	9.621	1	.001	5	.005	1	.008	9
3066			min	-1811.901	7	39.077	2	-9.278	2	0	2	-.005	2	-.035	5
3067		14	max	282.953	4	195.867	5	9.621	1	.001	5	.006	1	.007	9
3068			min	-1811.901	7	39.077	2	-9.278	2	0	2	-.005	2	-.038	5
3069		15	max	282.953	4	195.867	5	9.621	1	.001	5	.006	1	.006	9
3070			min	-1811.901	7	39.077	2	-9.278	2	0	2	-.005	2	-.04	5
3071		16	max	282.953	4	195.867	5	9.621	1	.001	5	.006	1	.006	9
3072			min	-1811.901	7	39.077	2	-9.278	2	0	2	-.005	2	-.043	5
3073		17	max	282.953	4	195.867	5	9.621	1	.001	5	.006	1	.005	9
3074			min	-1811.901	7	39.077	2	-9.278	2	0	2	-.005	2	-.046	5
3075		18	max	282.953	4	195.867	5	9.621	1	.001	5	.006	1	.004	9
3076			min	-1811.901	7	39.077	2	-9.278	2	0	2	-.006	2	-.049	5
3077		19	max	282.953	4	195.867	5	9.621	1	.001	5	.006	1	.003	9
3078			min	-1811.901	7	39.077	2	-9.278	2	0	2	-.006	2	-.052	5
3079		20	max	282.953	4	195.867	5	9.621	1	.001	5	.006	1	.002	9
3080			min	-1811.901	7	39.077	2	-9.278	2	0	2	-.006	2	-.055	5
3081	M264	1	max	348.895	7	257.624	5	7.174	1	.001	1	.002	1	.019	8
3082			min	-79.101	4	56.314	2	-8.714	2	0	2	-.003	2	-.007	3
3083		2	max	348.895	7	257.624	5	7.174	1	.001	1	.002	1	.015	4
3084			min	-79.101	4	56.314	2	-8.714	2	0	2	-.003	2	-.008	3

Envelope Member Section Forces (Continued)

	Member	Sec		Axial[lb]	LC	y Shear[lb]	LC	z Shear[lb]	LC	Torque[k-...	LC	y-y Mome...	LC	z-z Mome...	LC
3085		3	max	348.895	7	257.624	5	7.174	1	.001	1	.002	1	.014	4
3086			min	-79.101	4	56.314	2	-8.714	2	0	2	-.003	2	-.009	3
3087		4	max	348.895	7	257.624	5	7.174	1	.001	1	.002	1	.012	4
3088			min	-79.101	4	56.314	2	-8.714	2	0	2	-.003	2	-.01	3
3089		5	max	348.895	7	257.624	5	7.174	1	.001	1	.002	1	.01	4
3090			min	-79.101	4	56.314	2	-8.714	2	0	2	-.004	2	-.011	3
3091		6	max	348.895	7	257.624	5	7.174	1	.001	1	.002	1	.009	4
3092			min	-79.101	4	56.314	2	-8.714	2	0	2	-.004	2	-.012	3
3093		7	max	348.895	7	257.624	5	7.174	1	.001	1	.003	1	.007	4
3094			min	-79.101	4	56.314	2	-8.714	2	0	2	-.004	2	-.013	3
3095		8	max	348.895	7	257.624	5	7.174	1	.001	1	.003	1	.005	4
3096			min	-79.101	4	56.314	2	-8.714	2	0	2	-.004	2	-.014	3
3097		9	max	348.895	7	257.624	5	7.174	1	.001	1	.003	1	.004	4
3098			min	-79.101	4	56.314	2	-8.714	2	0	2	-.004	2	-.018	7
3099		10	max	348.895	7	257.624	5	7.174	1	.001	1	.003	1	.002	4
3100			min	-79.101	4	56.314	2	-8.714	2	0	2	-.004	2	-.021	7
3101		11	max	348.895	7	257.624	5	7.174	1	.001	1	.003	1	0	4
3102			min	-79.101	4	56.314	2	-8.714	2	0	2	-.004	2	-.025	7
3103		12	max	348.895	7	257.624	5	7.174	1	.001	1	.003	1	-.001	4
3104			min	-79.101	4	56.314	2	-8.714	2	0	2	-.004	2	-.029	7
3105		13	max	348.895	7	257.624	5	7.174	1	.001	1	.003	1	-.003	4
3106			min	-79.101	4	56.314	2	-8.714	2	0	2	-.005	2	-.032	7
3107		14	max	348.895	7	257.624	5	7.174	1	.001	1	.003	1	-.005	4
3108			min	-79.101	4	56.314	2	-8.714	2	0	2	-.005	2	-.036	7
3109		15	max	348.895	7	257.624	5	7.174	1	.001	1	.003	1	-.006	4
3110			min	-79.101	4	56.314	2	-8.714	2	0	2	-.005	2	-.039	7
3111		16	max	348.895	7	257.624	5	7.174	1	.001	1	.003	1	-.008	4
3112			min	-79.101	4	56.314	2	-8.714	2	0	2	-.005	2	-.043	7
3113		17	max	348.895	7	257.624	5	7.174	1	.001	1	.004	1	-.01	4
3114			min	-79.101	4	56.314	2	-8.714	2	0	2	-.005	2	-.047	7
3115		18	max	348.895	7	257.624	5	7.174	1	.001	1	.004	1	-.011	2
3116			min	-79.101	4	56.314	2	-8.714	2	0	2	-.005	2	-.05	5
3117		19	max	348.895	7	257.624	5	7.174	1	.001	1	.004	1	-.011	2
3118			min	-79.101	4	56.314	2	-8.714	2	0	2	-.005	2	-.054	5
3119		20	max	348.895	7	257.624	5	7.174	1	.001	1	.004	1	-.012	2
3120			min	-79.101	4	56.314	2	-8.714	2	0	2	-.005	2	-.058	5
3121	M265	1	max	2726.163	3	148.872	3	2817.696	3	-.074	4	.319	4	.357	7
3122			min	-1141.024	4	-115.592	4	-1160.614	4	-.335	7	-.45	3	.059	4
3123		2	max	2726.163	3	148.872	3	2817.696	3	-.074	4	.309	4	.356	7
3124			min	-1141.024	4	-115.592	4	-1160.614	4	-.335	7	-.425	3	.06	4
3125		3	max	2726.163	3	148.872	3	2817.696	3	-.074	4	.299	4	.356	7
3126			min	-1141.024	4	-115.592	4	-1160.614	4	-.335	7	-.401	3	.061	4
3127		4	max	2726.163	3	148.872	3	2817.696	3	-.074	4	.288	4	.355	7
3128			min	-1141.024	4	-115.592	4	-1160.614	4	-.335	7	-.376	3	.062	4
3129		5	max	2726.163	3	148.872	3	2817.696	3	-.074	4	.278	4	.354	7
3130			min	-1141.024	4	-115.592	4	-1160.614	4	-.335	7	-.351	3	.063	4
3131		6	max	2726.163	3	148.872	3	2817.696	3	-.074	4	.268	4	.354	7
3132			min	-1141.024	4	-115.592	4	-1160.614	4	-.335	7	-.327	3	.064	4
3133		7	max	2726.163	3	148.872	3	2817.696	3	-.074	4	.258	4	.353	7
3134			min	-1141.024	4	-115.592	4	-1160.614	4	-.335	7	-.302	3	.065	4
3135		8	max	2726.163	3	148.872	3	2817.696	3	-.074	4	.248	4	.352	7
3136			min	-1141.024	4	-115.592	4	-1160.614	4	-.335	7	-.277	3	.066	4

Envelope Member Section Forces (Continued)

	Member	Sec		Axial[lb]	LC	y Shear[lb]	LC	z Shear[lb]	LC	Torque[k-...	LC	y-y Mome...	LC	z-z Mome...	LC
3137		9	max	2726.163	3	148.872	3	2817.696	3	-.074	4	.237	4	.352	7
3138			min	-1141.024	4	-115.592	4	-1160.614	4	-.335	7	-.252	3	.067	4
3139		10	max	2726.163	3	148.872	3	2817.696	3	-.074	4	.227	4	.351	7
3140			min	-1141.024	4	-115.592	4	-1160.614	4	-.335	7	-.228	3	.068	4
3141		11	max	2726.163	3	148.872	3	2817.696	3	-.074	4	.217	4	.35	7
3142			min	-1141.024	4	-115.592	4	-1160.614	4	-.335	7	-.203	3	.069	4
3143		12	max	2726.163	3	148.872	3	2817.696	3	-.074	4	.207	4	.35	7
3144			min	-1141.024	4	-115.592	4	-1160.614	4	-.335	7	-.178	3	.07	4
3145		13	max	2726.163	3	148.872	3	2817.696	3	-.074	4	.197	4	.349	7
3146			min	-1141.024	4	-115.592	4	-1160.614	4	-.335	7	-.154	3	.071	4
3147		14	max	2726.163	3	148.872	3	2817.696	3	-.074	4	.187	4	.348	7
3148			min	-1141.024	4	-115.592	4	-1160.614	4	-.335	7	-.129	3	.072	4
3149		15	max	2726.163	3	148.872	3	2817.696	3	-.074	4	.176	4	.348	7
3150			min	-1141.024	4	-115.592	4	-1160.614	4	-.335	7	-.104	3	.073	4
3151		16	max	2726.163	3	148.872	3	2817.696	3	-.074	4	.166	4	.347	7
3152			min	-1141.024	4	-115.592	4	-1160.614	4	-.335	7	-.079	3	.074	4
3153		17	max	2726.163	3	148.872	3	2817.696	3	-.074	4	.172	8	.346	7
3154			min	-1141.024	4	-115.592	4	-1160.614	4	-.335	7	-.055	3	.075	4
3155		18	max	2726.163	3	148.872	3	2817.696	3	-.074	4	.187	8	.346	7
3156			min	-1141.024	4	-115.592	4	-1160.614	4	-.335	7	-.03	3	.076	4
3157		19	max	2726.163	3	148.872	3	2817.696	3	-.074	4	.202	8	.345	7
3158			min	-1141.024	4	-115.592	4	-1160.614	4	-.335	7	-.005	3	.077	4
3159		20	max	2726.163	3	148.872	3	2817.696	3	-.074	4	.216	8	.344	7
3160			min	-1141.024	4	-115.592	4	-1160.614	4	-.335	7	.019	3	.078	4
3161	M267	1	max	208.611	4	384.327	5	1015.644	7	.458	5	-.123	2	.834	8
3162			min	-1297.672	7	-48.8	2	-40.61	4	.125	2	-.563	5	.2	3
3163		2	max	208.611	4	384.327	5	1015.644	7	.458	5	-.12	2	.831	8
3164			min	-1297.672	7	-48.8	2	-40.61	4	.125	2	-.555	5	.199	3
3165		3	max	208.611	4	384.327	5	1015.644	7	.458	5	-.117	2	.827	8
3166			min	-1297.672	7	-48.8	2	-40.61	4	.125	2	-.547	5	.199	3
3167		4	max	208.611	4	384.327	5	1015.644	7	.458	5	-.113	2	.824	8
3168			min	-1297.672	7	-48.8	2	-40.61	4	.125	2	-.539	5	.199	3
3169		5	max	208.611	4	384.327	5	1015.644	7	.458	5	-.11	2	.821	8
3170			min	-1297.672	7	-48.8	2	-40.61	4	.125	2	-.532	5	.199	3
3171		6	max	208.611	4	384.327	5	1015.644	7	.458	5	-.107	2	.818	8
3172			min	-1297.672	7	-48.8	2	-40.61	4	.125	2	-.524	5	.199	3
3173		7	max	208.611	4	384.327	5	1015.644	7	.458	5	-.103	2	.815	8
3174			min	-1297.672	7	-48.8	2	-40.61	4	.125	2	-.516	5	.198	3
3175		8	max	208.611	4	384.327	5	1015.644	7	.458	5	-.1	2	.811	8
3176			min	-1297.672	7	-48.8	2	-40.61	4	.125	2	-.508	5	.198	3
3177		9	max	208.611	4	384.327	5	1015.644	7	.458	5	-.097	2	.808	8
3178			min	-1297.672	7	-48.8	2	-40.61	4	.125	2	-.5	5	.198	3
3179		10	max	208.611	4	384.327	5	1015.644	7	.458	5	-.094	2	.805	8
3180			min	-1297.672	7	-48.8	2	-40.61	4	.125	2	-.493	5	.198	3
3181		11	max	208.611	4	384.327	5	1015.644	7	.458	5	-.09	2	.802	8
3182			min	-1297.672	7	-48.8	2	-40.61	4	.125	2	-.485	5	.198	3
3183		12	max	208.611	4	384.327	5	1015.644	7	.458	5	-.087	2	.799	8
3184			min	-1297.672	7	-48.8	2	-40.61	4	.125	2	-.477	5	.197	3
3185		13	max	208.611	4	384.327	5	1015.644	7	.458	5	-.084	2	.795	8
3186			min	-1297.672	7	-48.8	2	-40.61	4	.125	2	-.469	5	.197	3
3187		14	max	208.611	4	384.327	5	1015.644	7	.458	5	-.08	2	.792	8
3188			min	-1297.672	7	-48.8	2	-40.61	4	.125	2	-.462	5	.197	3

Envelope Member Section Forces (Continued)

	Member	Sec		Axial[lb]	LC	y Shear[lb]	LC	z Shear[lb]	LC	Torque[k-...	LC	y-y Mome...	LC	z-z Mome...	LC
3189		15	max	208.611	4	384.327	5	1015.644	7	.458	5	-.077	2	.789	8
3190			min	-1297.672	7	-48.8	2	-40.61	4	.125	2	-.454	5	.197	3
3191		16	max	208.611	4	384.327	5	1015.644	7	.458	5	-.074	2	.786	8
3192			min	-1297.672	7	-48.8	2	-40.61	4	.125	2	-.446	5	.197	3
3193		17	max	208.611	4	384.327	5	1015.644	7	.458	5	-.07	2	.782	8
3194			min	-1297.672	7	-48.8	2	-40.61	4	.125	2	-.438	5	.197	3
3195		18	max	208.611	4	384.327	5	1015.644	7	.458	5	-.067	2	.779	8
3196			min	-1297.672	7	-48.8	2	-40.61	4	.125	2	-.431	5	.196	3
3197		19	max	208.611	4	384.327	5	1015.644	7	.458	5	-.064	2	.776	8
3198			min	-1297.672	7	-48.8	2	-40.61	4	.125	2	-.423	5	.196	3
3199		20	max	208.611	4	384.327	5	1015.644	7	.458	5	-.06	2	.773	8
3200			min	-1297.672	7	-48.8	2	-40.61	4	.125	2	-.415	5	.196	3
3201	M289	1	max	365.641	1	385.019	5	10.07	1	.003	5	.009	2	.47	8
3202			min	-2932.198	6	101.555	2	-20.687	2	0	2	-.004	1	.097	3
3203		2	max	365.641	1	385.019	5	10.07	1	.003	5	.009	2	.467	8
3204			min	-2932.198	6	101.555	2	-20.687	2	0	2	-.004	1	.095	3
3205		3	max	365.641	1	385.019	5	10.07	1	.003	5	.009	2	.464	8
3206			min	-2932.198	6	101.555	2	-20.687	2	0	2	-.004	1	.094	3
3207		4	max	365.641	1	385.019	5	10.07	1	.003	5	.009	2	.46	8
3208			min	-2932.198	6	101.555	2	-20.687	2	0	2	-.004	1	.093	3
3209		5	max	365.641	1	385.019	5	10.07	1	.003	5	.008	2	.457	8
3210			min	-2932.198	6	101.555	2	-20.687	2	0	2	-.004	1	.092	3
3211		6	max	365.641	1	385.019	5	10.07	1	.003	5	.008	2	.454	8
3212			min	-2932.198	6	101.555	2	-20.687	2	0	2	-.004	1	.091	3
3213		7	max	365.641	1	385.019	5	10.07	1	.003	5	.008	2	.45	8
3214			min	-2932.198	6	101.555	2	-20.687	2	0	2	-.004	1	.09	3
3215		8	max	365.641	1	385.019	5	10.07	1	.003	5	.008	2	.447	8
3216			min	-2932.198	6	101.555	2	-20.687	2	0	2	-.004	1	.089	3
3217		9	max	365.641	1	385.019	5	10.07	1	.003	5	.008	2	.444	8
3218			min	-2932.198	6	101.555	2	-20.687	2	0	2	-.003	1	.088	3
3219		10	max	365.641	1	385.019	5	10.07	1	.003	5	.008	2	.44	8
3220			min	-2932.198	6	101.555	2	-20.687	2	0	2	-.003	1	.087	3
3221		11	max	365.641	1	385.019	5	10.07	1	.003	5	.007	2	.437	8
3222			min	-2932.198	6	101.555	2	-20.687	2	0	2	-.003	1	.086	3
3223		12	max	365.641	1	385.019	5	10.07	1	.003	5	.007	2	.434	8
3224			min	-2932.198	6	101.555	2	-20.687	2	0	2	-.003	1	.084	3
3225		13	max	365.641	1	385.019	5	10.07	1	.003	5	.007	2	.43	8
3226			min	-2932.198	6	101.555	2	-20.687	2	0	2	-.003	1	.083	3
3227		14	max	365.641	1	385.019	5	10.07	1	.003	5	.007	2	.427	8
3228			min	-2932.198	6	101.555	2	-20.687	2	0	2	-.003	1	.082	3
3229		15	max	365.641	1	385.019	5	10.07	1	.003	5	.007	2	.424	8
3230			min	-2932.198	6	101.555	2	-20.687	2	0	2	-.003	1	.081	3
3231		16	max	365.641	1	385.019	5	10.07	1	.003	5	.006	2	.42	8
3232			min	-2932.198	6	101.555	2	-20.687	2	0	2	-.003	1	.08	3
3233		17	max	365.641	1	385.019	5	10.07	1	.003	5	.006	2	.417	8
3234			min	-2932.198	6	101.555	2	-20.687	2	0	2	-.003	1	.079	3
3235		18	max	365.641	1	385.019	5	10.07	1	.003	5	.006	2	.414	8
3236			min	-2932.198	6	101.555	2	-20.687	2	0	2	-.003	1	.078	3
3237		19	max	365.641	1	385.019	5	10.07	1	.003	5	.006	2	.41	8
3238			min	-2932.198	6	101.555	2	-20.687	2	0	2	-.003	1	.077	3
3239		20	max	365.641	1	385.019	5	10.07	1	.003	5	.006	2	.407	8
3240			min	-2932.198	6	101.555	2	-20.687	2	0	2	-.003	1	.076	3

Envelope Member Section Forces (Continued)

	Member	Sec		Axial[lb]	LC	y Shear[lb]	LC	z Shear[lb]	LC	Torque[k-...	LC	y-y Mome...	LC	z-z Mome...	LC
3241	M290	1	max	662.51	4	224.949	8	9.79	1	0	1	.006	2	.378	5
3242			min	-1893.633	7	16.495	3	-11.184	2	-.002	6	-.005	1	.053	2
3243		2	max	662.51	4	224.949	8	9.79	1	0	1	.006	2	.376	5
3244			min	-1893.633	7	16.495	3	-11.184	2	-.002	6	-.005	1	.052	2
3245		3	max	662.51	4	224.949	8	9.79	1	0	1	.006	2	.374	5
3246			min	-1893.633	7	16.495	3	-11.184	2	-.002	6	-.005	1	.052	2
3247		4	max	662.51	4	224.949	8	9.79	1	0	1	.006	2	.372	5
3248			min	-1893.633	7	16.495	3	-11.184	2	-.002	6	-.005	1	.052	2
3249		5	max	662.51	4	224.949	8	9.79	1	0	1	.006	2	.37	5
3250			min	-1893.633	7	16.495	3	-11.184	2	-.002	6	-.005	1	.051	2
3251		6	max	662.51	4	224.949	8	9.79	1	0	1	.006	2	.369	5
3252			min	-1893.633	7	16.495	3	-11.184	2	-.002	6	-.005	1	.051	2
3253		7	max	662.51	4	224.949	8	9.79	1	0	1	.006	2	.367	5
3254			min	-1893.633	7	16.495	3	-11.184	2	-.002	6	-.005	1	.05	2
3255		8	max	662.51	4	224.949	8	9.79	1	0	1	.006	2	.365	5
3256			min	-1893.633	7	16.495	3	-11.184	2	-.002	6	-.005	1	.05	2
3257		9	max	662.51	4	224.949	8	9.79	1	0	1	.006	2	.363	5
3258			min	-1893.633	7	16.495	3	-11.184	2	-.002	6	-.005	1	.05	2
3259		10	max	662.51	4	224.949	8	9.79	1	0	1	.005	2	.361	5
3260			min	-1893.633	7	16.495	3	-11.184	2	-.002	6	-.005	1	.049	2
3261		11	max	662.51	4	224.949	8	9.79	1	0	1	.005	2	.359	5
3262			min	-1893.633	7	16.495	3	-11.184	2	-.002	6	-.005	1	.049	2
3263		12	max	662.51	4	224.949	8	9.79	1	0	1	.005	2	.357	5
3264			min	-1893.633	7	16.495	3	-11.184	2	-.002	6	-.004	1	.049	2
3265		13	max	662.51	4	224.949	8	9.79	1	0	1	.005	2	.355	5
3266			min	-1893.633	7	16.495	3	-11.184	2	-.002	6	-.004	1	.048	2
3267		14	max	662.51	4	224.949	8	9.79	1	0	1	.005	2	.353	5
3268			min	-1893.633	7	16.495	3	-11.184	2	-.002	6	-.004	1	.048	2
3269		15	max	662.51	4	224.949	8	9.79	1	0	1	.005	2	.351	5
3270			min	-1893.633	7	16.495	3	-11.184	2	-.002	6	-.004	1	.047	2
3271		16	max	662.51	4	224.949	8	9.79	1	0	1	.005	2	.35	5
3272			min	-1893.633	7	16.495	3	-11.184	2	-.002	6	-.004	1	.047	2
3273		17	max	662.51	4	224.949	8	9.79	1	0	1	.005	2	.348	5
3274			min	-1893.633	7	16.495	3	-11.184	2	-.002	6	-.004	1	.047	2
3275		18	max	662.51	4	224.949	8	9.79	1	0	1	.005	2	.346	5
3276			min	-1893.633	7	16.495	3	-11.184	2	-.002	6	-.004	1	.046	2
3277		19	max	662.51	4	224.949	8	9.79	1	0	1	.005	2	.344	5
3278			min	-1893.633	7	16.495	3	-11.184	2	-.002	6	-.004	1	.046	2
3279		20	max	662.51	4	224.949	8	9.79	1	0	1	.004	2	.342	5
3280			min	-1893.633	7	16.495	3	-11.184	2	-.002	6	-.004	1	.045	2
3281	M291	1	max	599.315	2	263.89	5	7.655	1	0	3	.003	2	.351	5
3282			min	-353.357	1	48.19	2	-6.012	2	0	4	-.004	1	.043	2
3283		2	max	599.315	2	263.89	5	7.655	1	0	3	.003	2	.349	5
3284			min	-353.357	1	48.19	2	-6.012	2	0	4	-.004	1	.043	2
3285		3	max	599.315	2	263.89	5	7.655	1	0	3	.003	2	.347	5
3286			min	-353.357	1	48.19	2	-6.012	2	0	4	-.004	1	.043	2
3287		4	max	599.315	2	263.89	5	7.655	1	0	3	.003	2	.344	5
3288			min	-353.357	1	48.19	2	-6.012	2	0	4	-.003	1	.042	2
3289		5	max	599.315	2	263.89	5	7.655	1	0	3	.003	2	.342	5
3290			min	-353.357	1	48.19	2	-6.012	2	0	4	-.003	1	.042	2
3291		6	max	599.315	2	263.89	5	7.655	1	0	3	.003	2	.34	5
3292			min	-353.357	1	48.19	2	-6.012	2	0	4	-.003	1	.041	2

Envelope Member Section Forces (Continued)

	Member	Sec		Axial[lb]	LC	y Shear[lb]	LC	z Shear[lb]	LC	Torque[k-...	LC	y-y Mome...	LC	z-z Mome...	LC
3293		7	max	599.315	2	263.89	5	7.655	1	0	3	.003	2	.337	5
3294			min	-353.357	1	48.19	2	-6.012	2	0	4	-.003	1	.041	2
3295		8	max	599.315	2	263.89	5	7.655	1	0	3	.002	2	.335	5
3296			min	-353.357	1	48.19	2	-6.012	2	0	4	-.003	1	.04	2
3297		9	max	599.315	2	263.89	5	7.655	1	0	3	.002	2	.333	5
3298			min	-353.357	1	48.19	2	-6.012	2	0	4	-.003	1	.04	2
3299		10	max	599.315	2	263.89	5	7.655	1	0	3	.002	2	.33	5
3300			min	-353.357	1	48.19	2	-6.012	2	0	4	-.003	1	.04	2
3301		11	max	599.315	2	263.89	5	7.655	1	0	3	.002	2	.328	5
3302			min	-353.357	1	48.19	2	-6.012	2	0	4	-.003	1	.039	2
3303		12	max	599.315	2	263.89	5	7.655	1	0	3	.002	2	.326	5
3304			min	-353.357	1	48.19	2	-6.012	2	0	4	-.003	1	.039	2
3305		13	max	599.315	2	263.89	5	7.655	1	0	3	.002	2	.323	5
3306			min	-353.357	1	48.19	2	-6.012	2	0	4	-.003	1	.038	2
3307		14	max	599.315	2	263.89	5	7.655	1	0	3	.002	2	.321	5
3308			min	-353.357	1	48.19	2	-6.012	2	0	4	-.003	1	.038	2
3309		15	max	599.315	2	263.89	5	7.655	1	0	3	.002	2	.319	5
3310			min	-353.357	1	48.19	2	-6.012	2	0	4	-.003	1	.037	2
3311		16	max	599.315	2	263.89	5	7.655	1	0	3	.002	2	.317	5
3312			min	-353.357	1	48.19	2	-6.012	2	0	4	-.003	1	.037	2
3313		17	max	599.315	2	263.89	5	7.655	1	0	3	.002	2	.314	5
3314			min	-353.357	1	48.19	2	-6.012	2	0	4	-.003	1	.037	2
3315		18	max	599.315	2	263.89	5	7.655	1	0	3	.002	2	.312	5
3316			min	-353.357	1	48.19	2	-6.012	2	0	4	-.003	1	.036	2
3317		19	max	599.315	2	263.89	5	7.655	1	0	3	.002	2	.31	5
3318			min	-353.357	1	48.19	2	-6.012	2	0	4	-.002	1	.036	2
3319		20	max	599.315	2	263.89	5	7.655	1	0	3	.002	2	.307	5
3320			min	-353.357	1	48.19	2	-6.012	2	0	4	-.002	1	.035	2
3321	M295	1	max	371.238	1	373.744	5	8.234	3	.003	5	.002	3	.188	8
3322			min	-2934.077	6	98.581	2	-18.012	4	0	2	-.005	4	.003	3
3323		2	max	371.238	1	373.744	5	8.234	3	.003	5	.002	3	.183	8
3324			min	-2934.077	6	98.581	2	-18.012	4	0	2	-.005	4	0	3
3325		3	max	371.238	1	373.744	5	8.234	3	.003	5	.002	3	.177	8
3326			min	-2934.077	6	98.581	2	-18.012	4	0	2	-.005	4	0	3
3327		4	max	371.238	1	373.744	5	8.234	3	.003	5	.002	3	.172	8
3328			min	-2934.077	6	98.581	2	-18.012	4	0	2	-.005	4	-.003	3
3329		5	max	371.238	1	373.744	5	8.234	3	.003	5	.003	3	.166	8
3330			min	-2934.077	6	98.581	2	-18.012	4	0	2	-.006	4	-.005	3
3331		6	max	371.238	1	373.744	5	8.234	3	.003	5	.003	3	.161	8
3332			min	-2934.077	6	98.581	2	-18.012	4	0	2	-.006	4	-.006	3
3333		7	max	371.238	1	373.744	5	8.234	3	.003	5	.003	3	.155	8
3334			min	-2934.077	6	98.581	2	-18.012	4	0	2	-.006	4	-.008	3
3335		8	max	371.238	1	373.744	5	8.234	3	.003	5	.003	3	.15	8
3336			min	-2934.077	6	98.581	2	-18.012	4	0	2	-.006	4	-.01	3
3337		9	max	371.238	1	373.744	5	8.234	3	.003	5	.003	3	.144	8
3338			min	-2934.077	6	98.581	2	-18.012	4	0	2	-.007	4	-.012	3
3339		10	max	371.238	1	373.744	5	8.234	3	.003	5	.003	3	.139	8
3340			min	-2934.077	6	98.581	2	-18.012	4	0	2	-.007	4	-.014	3
3341		11	max	371.238	1	373.744	5	8.234	3	.003	5	.003	3	.133	8
3342			min	-2934.077	6	98.581	2	-18.012	4	0	2	-.007	4	-.016	3
3343		12	max	371.238	1	373.744	5	8.234	3	.003	5	.003	3	.128	8
3344			min	-2934.077	6	98.581	2	-18.012	4	0	2	-.008	4	-.018	3

Envelope Member Section Forces (Continued)

	Member	Sec		Axial[lb]	LC	y Shear[lb]	LC	z Shear[lb]	LC	Torque[k-...	LC	y-y Mome...	LC	z-z Mome...	LC
3345		13	max	371.238	1	373.744	5	8.234	3	.003	5	.004	3	.122	8
3346			min	-2934.077	6	98.581	2	-18.012	4	0	2	-.008	4	-.019	3
3347		14	max	371.238	1	373.744	5	8.234	3	.003	5	.004	3	.117	8
3348			min	-2934.077	6	98.581	2	-18.012	4	0	2	-.008	4	-.021	3
3349		15	max	371.238	1	373.744	5	8.234	3	.003	5	.004	3	.111	8
3350			min	-2934.077	6	98.581	2	-18.012	4	0	2	-.008	4	-.023	3
3351		16	max	371.238	1	373.744	5	8.234	3	.003	5	.004	3	.106	8
3352			min	-2934.077	6	98.581	2	-18.012	4	0	2	-.009	4	-.025	3
3353		17	max	371.238	1	373.744	5	8.234	3	.003	5	.004	3	.1	8
3354			min	-2934.077	6	98.581	2	-18.012	4	0	2	-.009	4	-.027	3
3355		18	max	371.238	1	373.744	5	8.234	3	.003	5	.004	3	.094	8
3356			min	-2934.077	6	98.581	2	-18.012	4	0	2	-.009	4	-.029	3
3357		19	max	371.238	1	373.744	5	8.234	3	.003	5	.004	3	.089	8
3358			min	-2934.077	6	98.581	2	-18.012	4	0	2	-.009	4	-.031	3
3359		20	max	371.238	1	373.744	5	8.234	3	.003	5	.004	3	.083	8
3360			min	-2934.077	6	98.581	2	-18.012	4	0	2	-.01	4	-.032	3
3361	M296	1	max	646.606	4	201.432	8	8.855	3	0	1	.003	3	.035	3
3362			min	-1888.289	7	8.883	3	-9.151	4	-.002	6	-.003	4	-.038	4
3363		2	max	646.606	4	201.432	8	8.855	3	0	1	.003	3	.035	3
3364			min	-1888.289	7	8.883	3	-9.151	4	-.002	6	-.004	4	-.04	4
3365		3	max	646.606	4	201.432	8	8.855	3	0	1	.003	3	.035	3
3366			min	-1888.289	7	8.883	3	-9.151	4	-.002	6	-.004	4	-.042	4
3367		4	max	646.606	4	201.432	8	8.855	3	0	1	.003	3	.034	3
3368			min	-1888.289	7	8.883	3	-9.151	4	-.002	6	-.004	4	-.044	4
3369		5	max	646.606	4	201.432	8	8.855	3	0	1	.003	3	.034	3
3370			min	-1888.289	7	8.883	3	-9.151	4	-.002	6	-.004	4	-.046	4
3371		6	max	646.606	4	201.432	8	8.855	3	0	1	.004	3	.034	3
3372			min	-1888.289	7	8.883	3	-9.151	4	-.002	6	-.004	4	-.048	4
3373		7	max	646.606	4	201.432	8	8.855	3	0	1	.004	3	.034	3
3374			min	-1888.289	7	8.883	3	-9.151	4	-.002	6	-.004	4	-.05	4
3375		8	max	646.606	4	201.432	8	8.855	3	0	1	.004	3	.034	3
3376			min	-1888.289	7	8.883	3	-9.151	4	-.002	6	-.004	4	-.052	4
3377		9	max	646.606	4	201.432	8	8.855	3	0	1	.004	3	.034	3
3378			min	-1888.289	7	8.883	3	-9.151	4	-.002	6	-.005	4	-.054	4
3379		10	max	646.606	4	201.432	8	8.855	3	0	1	.004	3	.034	3
3380			min	-1888.289	7	8.883	3	-9.151	4	-.002	6	-.005	4	-.056	4
3381		11	max	646.606	4	201.432	8	8.855	3	0	1	.004	3	.033	3
3382			min	-1888.289	7	8.883	3	-9.151	4	-.002	6	-.005	4	-.058	4
3383		12	max	646.606	4	201.432	8	8.855	3	0	1	.004	3	.033	3
3384			min	-1888.289	7	8.883	3	-9.151	4	-.002	6	-.005	4	-.059	4
3385		13	max	646.606	4	201.432	8	8.855	3	0	1	.005	3	.033	3
3386			min	-1888.289	7	8.883	3	-9.151	4	-.002	6	-.005	4	-.061	4
3387		14	max	646.606	4	201.432	8	8.855	3	0	1	.005	3	.033	3
3388			min	-1888.289	7	8.883	3	-9.151	4	-.002	6	-.005	4	-.063	4
3389		15	max	646.606	4	201.432	8	8.855	3	0	1	.005	3	.033	3
3390			min	-1888.289	7	8.883	3	-9.151	4	-.002	6	-.005	4	-.065	4
3391		16	max	646.606	4	201.432	8	8.855	3	0	1	.005	3	.033	3
3392			min	-1888.289	7	8.883	3	-9.151	4	-.002	6	-.005	4	-.067	4
3393		17	max	646.606	4	201.432	8	8.855	3	0	1	.005	3	.033	3
3394			min	-1888.289	7	8.883	3	-9.151	4	-.002	6	-.006	4	-.069	4
3395		18	max	646.606	4	201.432	8	8.855	3	0	1	.005	3	.033	3
3396			min	-1888.289	7	8.883	3	-9.151	4	-.002	6	-.006	4	-.071	4

Envelope Member Section Forces (Continued)

	Member	Sec		Axial[lb]	LC	y Shear[lb]	LC	z Shear[lb]	LC	Torque[k-...	LC	y-y Mome...	LC	z-z Mome...	LC
3397		19	max	646.606	4	201.432	8	8.855	3	0	1	.005	3	.032	3
3398			min	-1888.289	7	8.883	3	-9.151	4	-.002	6	-.006	4	-.073	4
3399		20	max	646.606	4	201.432	8	8.855	3	0	1	.005	3	.032	3
3400			min	-1888.289	7	8.883	3	-9.151	4	-.002	6	-.006	4	-.075	4
3401	M297	1	max	588.537	2	251.083	5	8.302	3	0	3	.003	3	.025	1
3402			min	-342.582	1	44.182	2	-6.898	4	0	4	-.002	4	-.017	2
3403		2	max	588.537	2	251.083	5	8.302	3	0	3	.003	3	.023	1
3404			min	-342.582	1	44.182	2	-6.898	4	0	4	-.002	4	-.017	2
3405		3	max	588.537	2	251.083	5	8.302	3	0	3	.003	3	.021	1
3406			min	-342.582	1	44.182	2	-6.898	4	0	4	-.002	4	-.018	2
3407		4	max	588.537	2	251.083	5	8.302	3	0	3	.004	3	.019	1
3408			min	-342.582	1	44.182	2	-6.898	4	0	4	-.002	4	-.019	2
3409		5	max	588.537	2	251.083	5	8.302	3	0	3	.004	3	.017	1
3410			min	-342.582	1	44.182	2	-6.898	4	0	4	-.002	4	-.019	2
3411		6	max	588.537	2	251.083	5	8.302	3	0	3	.004	3	.015	1
3412			min	-342.582	1	44.182	2	-6.898	4	0	4	-.002	4	-.02	2
3413		7	max	588.537	2	251.083	5	8.302	3	0	3	.004	3	.013	1
3414			min	-342.582	1	44.182	2	-6.898	4	0	4	-.003	4	-.021	2
3415		8	max	588.537	2	251.083	5	8.302	3	0	3	.004	3	.011	1
3416			min	-342.582	1	44.182	2	-6.898	4	0	4	-.003	4	-.021	2
3417		9	max	588.537	2	251.083	5	8.302	3	0	3	.004	3	.009	1
3418			min	-342.582	1	44.182	2	-6.898	4	0	4	-.003	4	-.022	2
3419		10	max	588.537	2	251.083	5	8.302	3	0	3	.004	3	.007	1
3420			min	-342.582	1	44.182	2	-6.898	4	0	4	-.003	4	-.024	6
3421		11	max	588.537	2	251.083	5	8.302	3	0	3	.004	3	.005	1
3422			min	-342.582	1	44.182	2	-6.898	4	0	4	-.003	4	-.028	6
3423		12	max	588.537	2	251.083	5	8.302	3	0	3	.005	3	.003	1
3424			min	-342.582	1	44.182	2	-6.898	4	0	4	-.003	4	-.031	6
3425		13	max	588.537	2	251.083	5	8.302	3	0	3	.005	3	.001	1
3426			min	-342.582	1	44.182	2	-6.898	4	0	4	-.003	4	-.035	6
3427		14	max	588.537	2	251.083	5	8.302	3	0	3	.005	3	0	1
3428			min	-342.582	1	44.182	2	-6.898	4	0	4	-.003	4	-.038	6
3429		15	max	588.537	2	251.083	5	8.302	3	0	3	.005	3	-.003	1
3430			min	-342.582	1	44.182	2	-6.898	4	0	4	-.003	4	-.041	6
3431		16	max	588.537	2	251.083	5	8.302	3	0	3	.005	3	-.005	1
3432			min	-342.582	1	44.182	2	-6.898	4	0	4	-.004	4	-.045	6
3433		17	max	588.537	2	251.083	5	8.302	3	0	3	.005	3	-.007	1
3434			min	-342.582	1	44.182	2	-6.898	4	0	4	-.004	4	-.048	6
3435		18	max	588.537	2	251.083	5	8.302	3	0	3	.005	3	-.009	1
3436			min	-342.582	1	44.182	2	-6.898	4	0	4	-.004	4	-.052	6
3437		19	max	588.537	2	251.083	5	8.302	3	0	3	.005	3	-.011	1
3438			min	-342.582	1	44.182	2	-6.898	4	0	4	-.004	4	-.055	6
3439		20	max	588.537	2	251.083	5	8.302	3	0	3	.006	3	-.013	3
3440			min	-342.582	1	44.182	2	-6.898	4	0	4	-.004	4	-.059	8
3441	M299	1	max	2555.262	6	122.328	2	664.133	1	.335	8	.408	2	.36	8
3442			min	-596.599	1	-68.715	1	-2646.457	6	.087	3	-.277	1	.083	3
3443		2	max	2555.262	6	122.328	2	664.133	1	.335	8	.387	2	.36	8
3444			min	-596.599	1	-68.715	1	-2646.457	6	.087	3	-.272	1	.083	3
3445		3	max	2555.262	6	122.328	2	664.133	1	.335	8	.367	2	.359	8
3446			min	-596.599	1	-68.715	1	-2646.457	6	.087	3	-.266	1	.083	3
3447		4	max	2555.262	6	122.328	2	664.133	1	.335	8	.347	2	.358	8
3448			min	-596.599	1	-68.715	1	-2646.457	6	.087	3	-.26	1	.083	3

Envelope Member Section Forces (Continued)

	Member	Sec		Axial[lb]	LC	y Shear[lb]	LC	z Shear[lb]	LC	Torque[k-...	LC	y-y Mome...	LC	z-z Mome...	LC
3449		5	max	2555.262	6	122.328	2	664.133	1	.335	8	.326	2	.358	8
3450			min	-596.599	1	-68.715	1	-2646.457	6	.087	3	-.254	1	.084	3
3451		6	max	2555.262	6	122.328	2	664.133	1	.335	8	.306	2	.357	8
3452			min	-596.599	1	-68.715	1	-2646.457	6	.087	3	-.248	1	.084	3
3453		7	max	2555.262	6	122.328	2	664.133	1	.335	8	.286	2	.356	8
3454			min	-596.599	1	-68.715	1	-2646.457	6	.087	3	-.242	1	.084	3
3455		8	max	2555.262	6	122.328	2	664.133	1	.335	8	.265	2	.356	8
3456			min	-596.599	1	-68.715	1	-2646.457	6	.087	3	-.237	1	.084	3
3457		9	max	2555.262	6	122.328	2	664.133	1	.335	8	.245	2	.355	8
3458			min	-596.599	1	-68.715	1	-2646.457	6	.087	3	-.231	1	.084	3
3459		10	max	2555.262	6	122.328	2	664.133	1	.335	8	.225	2	.354	8
3460			min	-596.599	1	-68.715	1	-2646.457	6	.087	3	-.225	1	.084	3
3461		11	max	2555.262	6	122.328	2	664.133	1	.335	8	.204	2	.353	8
3462			min	-596.599	1	-68.715	1	-2646.457	6	.087	3	-.219	1	.084	3
3463		12	max	2555.262	6	122.328	2	664.133	1	.335	8	.184	2	.353	8
3464			min	-596.599	1	-68.715	1	-2646.457	6	.087	3	-.213	1	.084	3
3465		13	max	2555.262	6	122.328	2	664.133	1	.335	8	.164	2	.352	8
3466			min	-596.599	1	-68.715	1	-2646.457	6	.087	3	-.207	1	.084	3
3467		14	max	2555.262	6	122.328	2	664.133	1	.335	8	.144	2	.351	8
3468			min	-596.599	1	-68.715	1	-2646.457	6	.087	3	-.202	1	.084	3
3469		15	max	2555.262	6	122.328	2	664.133	1	.335	8	.123	2	.351	8
3470			min	-596.599	1	-68.715	1	-2646.457	6	.087	3	-.196	1	.085	3
3471		16	max	2555.262	6	122.328	2	664.133	1	.335	8	.103	2	.35	8
3472			min	-596.599	1	-68.715	1	-2646.457	6	.087	3	-.19	1	.085	3
3473		17	max	2555.262	6	122.328	2	664.133	1	.335	8	.083	2	.349	8
3474			min	-596.599	1	-68.715	1	-2646.457	6	.087	3	-.184	1	.085	3
3475		18	max	2555.262	6	122.328	2	664.133	1	.335	8	.062	2	.348	8
3476			min	-596.599	1	-68.715	1	-2646.457	6	.087	3	-.192	5	.085	3
3477		19	max	2555.262	6	122.328	2	664.133	1	.335	8	.042	2	.348	8
3478			min	-596.599	1	-68.715	1	-2646.457	6	.087	3	-.208	5	.085	3
3479		20	max	2555.262	6	122.328	2	664.133	1	.335	8	.022	2	.347	8
3480			min	-596.599	1	-68.715	1	-2646.457	6	.087	3	-.223	5	.085	3
3481	M301	1	max	177.531	4	536.925	8	263.84	1	-.088	2	.561	6	.864	5
3482			min	-1303.836	7	58.316	3	-1137.278	6	-.445	5	.109	1	.126	2
3483		2	max	177.531	4	536.925	8	263.84	1	-.088	2	.551	6	.86	5
3484			min	-1303.836	7	58.316	3	-1137.278	6	-.445	5	.111	1	.125	2
3485		3	max	177.531	4	536.925	8	263.84	1	-.088	2	.541	6	.855	5
3486			min	-1303.836	7	58.316	3	-1137.278	6	-.445	5	.114	1	.124	2
3487		4	max	177.531	4	536.925	8	263.84	1	-.088	2	.531	6	.851	5
3488			min	-1303.836	7	58.316	3	-1137.278	6	-.445	5	.116	1	.123	2
3489		5	max	177.531	4	536.925	8	263.84	1	-.088	2	.522	6	.846	5
3490			min	-1303.836	7	58.316	3	-1137.278	6	-.445	5	.118	1	.122	2
3491		6	max	177.531	4	536.925	8	263.84	1	-.088	2	.512	6	.842	5
3492			min	-1303.836	7	58.316	3	-1137.278	6	-.445	5	.121	1	.121	2
3493		7	max	177.531	4	536.925	8	263.84	1	-.088	2	.502	8	.837	5
3494			min	-1303.836	7	58.316	3	-1137.278	6	-.445	5	.123	1	.119	2
3495		8	max	177.531	4	536.925	8	263.84	1	-.088	2	.494	8	.833	5
3496			min	-1303.836	7	58.316	3	-1137.278	6	-.445	5	.125	1	.118	2
3497		9	max	177.531	4	536.925	8	263.84	1	-.088	2	.486	8	.828	5
3498			min	-1303.836	7	58.316	3	-1137.278	6	-.445	5	.126	3	.117	2
3499		10	max	177.531	4	536.925	8	263.84	1	-.088	2	.477	8	.823	5
3500			min	-1303.836	7	58.316	3	-1137.278	6	-.445	5	.122	3	.116	2

Envelope Member Section Forces (Continued)

	Member	Sec		Axial[lb]	LC	y Shear[lb]	LC	z Shear[lb]	LC	Torque[k-...	LC	y-y Mome...	LC	z-z Mome...	LC
3501		11	max	177.531	4	536.925	8	263.84	1	-.088	2	.469	8	.819	5
3502			min	-1303.836	7	58.316	3	-1137.278	6	-.445	5	.117	3	.115	2
3503		12	max	177.531	4	536.925	8	263.84	1	-.088	2	.461	8	.814	5
3504			min	-1303.836	7	58.316	3	-1137.278	6	-.445	5	.112	3	.114	2
3505		13	max	177.531	4	536.925	8	263.84	1	-.088	2	.453	8	.81	5
3506			min	-1303.836	7	58.316	3	-1137.278	6	-.445	5	.107	3	.113	2
3507		14	max	177.531	4	536.925	8	263.84	1	-.088	2	.445	8	.805	5
3508			min	-1303.836	7	58.316	3	-1137.278	6	-.445	5	.103	3	.112	2
3509		15	max	177.531	4	536.925	8	263.84	1	-.088	2	.437	8	.801	5
3510			min	-1303.836	7	58.316	3	-1137.278	6	-.445	5	.098	3	.111	2
3511		16	max	177.531	4	536.925	8	263.84	1	-.088	2	.429	8	.796	5
3512			min	-1303.836	7	58.316	3	-1137.278	6	-.445	5	.093	3	.11	2
3513		17	max	177.531	4	536.925	8	263.84	1	-.088	2	.421	8	.792	5
3514			min	-1303.836	7	58.316	3	-1137.278	6	-.445	5	.088	3	.108	2
3515		18	max	177.531	4	536.925	8	263.84	1	-.088	2	.412	8	.787	5
3516			min	-1303.836	7	58.316	3	-1137.278	6	-.445	5	.083	3	.107	2
3517		19	max	177.531	4	536.925	8	263.84	1	-.088	2	.404	8	.783	5
3518			min	-1303.836	7	58.316	3	-1137.278	6	-.445	5	.079	3	.106	2
3519		20	max	177.531	4	536.925	8	263.84	1	-.088	2	.396	8	.778	5
3520			min	-1303.836	7	58.316	3	-1137.278	6	-.445	5	.074	3	.105	2
3521	M302	1	max	804.024	5	1355.231	3	373.548	1	0	11	.009	2	.219	3
3522			min	146.242	2	-1067.356	4	-590.631	2	0	1	-.071	5	-.151	4
3523		2	max	804.024	5	1355.231	3	373.548	1	0	11	.003	2	.204	3
3524			min	146.242	2	-1067.356	4	-590.631	2	0	1	-.072	5	-.14	4
3525		3	max	804.024	5	1355.231	3	373.548	1	0	11	-.003	3	.189	3
3526			min	146.242	2	-1067.356	4	-590.631	2	0	1	-.074	5	-.128	4
3527		4	max	804.024	5	1355.231	3	373.548	1	0	11	0	3	.175	3
3528			min	146.242	2	-1067.356	4	-590.631	2	0	1	-.075	5	-.116	4
3529		5	max	804.024	5	1355.231	3	373.548	1	0	11	.001	3	.16	3
3530			min	146.242	2	-1067.356	4	-590.631	2	0	1	-.078	8	-.105	4
3531		6	max	804.024	5	1355.231	3	373.548	1	0	11	.003	3	.145	3
3532			min	146.242	2	-1067.356	4	-590.631	2	0	1	-.081	8	-.093	4
3533		7	max	804.024	5	1355.231	3	373.548	1	0	11	.005	3	.13	3
3534			min	146.242	2	-1067.356	4	-590.631	2	0	1	-.085	8	-.081	4
3535		8	max	804.024	5	1355.231	3	373.548	1	0	11	.008	3	.115	3
3536			min	146.242	2	-1067.356	4	-590.631	2	0	1	-.089	8	-.07	4
3537		9	max	804.024	5	1355.231	3	373.548	1	0	11	.01	3	.1	3
3538			min	146.242	2	-1067.356	4	-590.631	2	0	1	-.092	8	-.058	4
3539		10	max	804.024	5	1355.231	3	373.548	1	0	11	.012	3	.09	7
3540			min	146.242	2	-1067.356	4	-590.631	2	0	1	-.096	8	-.046	4
3541		11	max	804.024	5	1355.231	3	373.548	1	0	11	.014	3	.083	7
3542			min	146.242	2	-1067.356	4	-590.631	2	0	1	-.1	8	-.034	4
3543		12	max	804.024	5	1355.231	3	373.548	1	0	11	.016	3	.076	7
3544			min	146.242	2	-1067.356	4	-590.631	2	0	1	-.103	8	-.023	4
3545		13	max	804.024	5	1355.231	3	373.548	1	0	11	.018	3	.069	7
3546			min	146.242	2	-1067.356	4	-590.631	2	0	1	-.107	8	-.02	1
3547		14	max	804.024	5	1355.231	3	373.548	1	0	11	.02	3	.061	7
3548			min	146.242	2	-1067.356	4	-590.631	2	0	1	-.111	8	-.019	1
3549		15	max	804.024	5	1355.231	3	373.548	1	0	11	.022	3	.054	7
3550			min	146.242	2	-1067.356	4	-590.631	2	0	1	-.114	8	-.018	1
3551		16	max	804.024	5	1355.231	3	373.548	1	0	11	.024	3	.047	7
3552			min	146.242	2	-1067.356	4	-590.631	2	0	1	-.118	8	-.017	1

Envelope Member Section Forces (Continued)

	Member	Sec		Axial[lb]	LC	y Shear[lb]	LC	z Shear[lb]	LC	Torque[k-...	LC	y-y Mome...	LC	z-z Mome...	LC
3553		17	max	804.024	5	1355.231	3	373.548	1	0	11	.026	3	.04	7
3554			min	146.242	2	-1067.356	4	-590.631	2	0	1	-.122	8	-.018	3
3555		18	max	804.024	5	1355.231	3	373.548	1	0	11	.028	3	.047	4
3556			min	146.242	2	-1067.356	4	-590.631	2	0	1	-.126	6	-.033	3
3557		19	max	804.024	5	1355.231	3	373.548	1	0	11	.03	3	.059	4
3558			min	146.242	2	-1067.356	4	-590.631	2	0	1	-.13	6	-.048	3
3559		20	max	804.024	5	1355.231	3	373.548	1	0	11	.033	3	.071	4
3560			min	146.242	2	-1067.356	4	-590.631	2	0	1	-.135	6	-.063	3
3561	M303	1	max	1355.016	3	805.243	5	590.234	2	.033	3	0	8	.063	3
3562			min	-1066.329	4	146.591	2	-373.47	1	-.135	6	0	3	-.071	4
3563		2	max	1355.016	3	805.243	5	590.234	2	.033	3	.016	2	.056	3
3564			min	-1066.329	4	146.591	2	-373.47	1	-.135	6	-.01	1	-.079	4
3565		3	max	1355.016	3	805.243	5	590.234	2	.033	3	.032	2	.048	3
3566			min	-1066.329	4	146.591	2	-373.47	1	-.135	6	-.02	1	-.087	4
3567		4	max	1355.016	3	805.243	5	590.234	2	.033	3	.049	2	.041	3
3568			min	-1066.329	4	146.591	2	-373.47	1	-.135	6	-.031	1	-.095	4
3569		5	max	1355.016	3	805.243	5	590.234	2	.033	3	.065	2	.034	3
3570			min	-1066.329	4	146.591	2	-373.47	1	-.135	6	-.041	1	-.103	4
3571		6	max	1355.016	3	805.243	5	590.234	2	.033	3	.081	2	.026	3
3572			min	-1066.329	4	146.591	2	-373.47	1	-.135	6	-.051	1	-.122	7
3573		7	max	1355.016	3	805.243	5	590.234	2	.033	3	.097	2	.019	3
3574			min	-1066.329	4	146.591	2	-373.47	1	-.135	6	-.061	1	-.143	7
3575		8	max	1355.016	3	805.243	5	590.234	2	.033	3	.113	2	.012	3
3576			min	-1066.329	4	146.591	2	-373.47	1	-.135	6	-.072	1	-.164	7
3577		9	max	1355.016	3	805.243	5	590.234	2	.033	3	.129	2	.005	3
3578			min	-1066.329	4	146.591	2	-373.47	1	-.135	6	-.082	1	-.185	7
3579		10	max	1355.016	3	805.243	5	590.234	2	.033	3	.146	2	-.003	3
3580			min	-1066.329	4	146.591	2	-373.47	1	-.135	6	-.092	1	-.206	7
3581		11	max	1355.016	3	805.243	5	590.234	2	.033	3	.162	2	-.01	3
3582			min	-1066.329	4	146.591	2	-373.47	1	-.135	6	-.102	1	-.228	5
3583		12	max	1355.016	3	805.243	5	590.234	2	.033	3	.178	2	-.017	3
3584			min	-1066.329	4	146.591	2	-373.47	1	-.135	6	-.113	1	-.25	5
3585		13	max	1355.016	3	805.243	5	590.234	2	.033	3	.194	2	-.025	3
3586			min	-1066.329	4	146.591	2	-373.47	1	-.135	6	-.123	1	-.272	5
3587		14	max	1355.016	3	805.243	5	590.234	2	.033	3	.21	2	-.032	3
3588			min	-1066.329	4	146.591	2	-373.47	1	-.135	6	-.133	1	-.294	5
3589		15	max	1355.016	3	805.243	5	590.234	2	.033	3	.227	2	-.039	3
3590			min	-1066.329	4	146.591	2	-373.47	1	-.135	6	-.143	1	-.316	5
3591		16	max	1355.016	3	805.243	5	590.234	2	.033	3	.243	2	-.047	3
3592			min	-1066.329	4	146.591	2	-373.47	1	-.135	6	-.154	1	-.338	5
3593		17	max	1355.016	3	805.243	5	590.234	2	.033	3	.259	2	-.054	3
3594			min	-1066.329	4	146.591	2	-373.47	1	-.135	6	-.164	1	-.36	5
3595		18	max	1355.016	3	805.243	5	590.234	2	.033	3	.275	2	-.061	3
3596			min	-1066.329	4	146.591	2	-373.47	1	-.135	6	-.174	1	-.382	5
3597		19	max	1355.016	3	805.243	5	590.234	2	.033	3	.291	2	-.069	3
3598			min	-1066.329	4	146.591	2	-373.47	1	-.135	6	-.184	1	-.404	5
3599		20	max	1355.016	3	805.243	5	590.234	2	.033	3	.307	2	-.076	3
3600			min	-1066.329	4	146.591	2	-373.47	1	-.135	6	-.195	1	-.426	5
3601	M307	1	max	329.636	5	239.087	1	172.708	4	0	11	.476	6	.004	1
3602			min	-8.018	2	-358.606	2	-1119.088	7	0	1	.024	1	-.101	6
3603		2	max	329.636	5	239.087	1	172.708	4	0	11	.464	6	.001	1
3604			min	-8.018	2	-358.606	2	-1119.088	7	0	1	.025	1	-.098	6

Envelope Member Section Forces (Continued)

	Member	Sec		Axial[lb]	LC	y Shear[lb]	LC	z Shear[lb]	LC	Torque[k-...	LC	y-y Mome...	LC	z-z Mome...	LC
3605		3	max	329.636	5	239.087	1	172.708	4	0	11	.452	6	-.001	1
3606			min	-8.018	2	-358.606	2	-1119.088	7	0	1	.025	1	-.096	6
3607		4	max	329.636	5	239.087	1	172.708	4	0	11	.44	6	-.004	1
3608			min	-8.018	2	-358.606	2	-1119.088	7	0	1	.026	1	-.094	8
3609		5	max	329.636	5	239.087	1	172.708	4	0	11	.428	6	-.007	1
3610			min	-8.018	2	-358.606	2	-1119.088	7	0	1	.027	1	-.093	8
3611		6	max	329.636	5	239.087	1	172.708	4	0	11	.416	6	-.006	3
3612			min	-8.018	2	-358.606	2	-1119.088	7	0	1	.027	1	-.091	8
3613		7	max	329.636	5	239.087	1	172.708	4	0	11	.405	6	-.004	3
3614			min	-8.018	2	-358.606	2	-1119.088	7	0	1	.028	1	-.09	8
3615		8	max	329.636	5	239.087	1	172.708	4	0	11	.393	6	-.002	3
3616			min	-8.018	2	-358.606	2	-1119.088	7	0	1	.028	1	-.088	8
3617		9	max	329.636	5	239.087	1	172.708	4	0	11	.381	6	0	3
3618			min	-8.018	2	-358.606	2	-1119.088	7	0	1	.029	1	-.086	8
3619		10	max	329.636	5	239.087	1	172.708	4	0	11	.369	6	.002	3
3620			min	-8.018	2	-358.606	2	-1119.088	7	0	1	.029	1	-.085	8
3621		11	max	329.636	5	239.087	1	172.708	4	0	11	.357	6	.004	3
3622			min	-8.018	2	-358.606	2	-1119.088	7	0	1	.03	1	-.083	8
3623		12	max	329.636	5	239.087	1	172.708	4	0	11	.345	6	.006	3
3624			min	-8.018	2	-358.606	2	-1119.088	7	0	1	.031	1	-.082	8
3625		13	max	329.636	5	239.087	1	172.708	4	0	11	.333	6	.008	3
3626			min	-8.018	2	-358.606	2	-1119.088	7	0	1	.031	1	-.08	8
3627		14	max	329.636	5	239.087	1	172.708	4	0	11	.324	8	.01	3
3628			min	-8.018	2	-358.606	2	-1119.088	7	0	1	.032	1	-.079	8
3629		15	max	329.636	5	239.087	1	172.708	4	0	11	.315	8	.012	3
3630			min	-8.018	2	-358.606	2	-1119.088	7	0	1	.032	1	-.077	8
3631		16	max	329.636	5	239.087	1	172.708	4	0	11	.305	8	.014	3
3632			min	-8.018	2	-358.606	2	-1119.088	7	0	1	.033	1	-.076	8
3633		17	max	329.636	5	239.087	1	172.708	4	0	11	.296	8	.016	3
3634			min	-8.018	2	-358.606	2	-1119.088	7	0	1	.027	3	-.074	8
3635		18	max	329.636	5	239.087	1	172.708	4	0	11	.287	8	.018	3
3636			min	-8.018	2	-358.606	2	-1119.088	7	0	1	.017	3	-.072	8
3637		19	max	329.636	5	239.087	1	172.708	4	0	11	.278	8	.02	3
3638			min	-8.018	2	-358.606	2	-1119.088	7	0	1	.007	3	-.071	8
3639		20	max	329.636	5	239.087	1	172.708	4	0	11	.269	8	.022	3
3640			min	-8.018	2	-358.606	2	-1119.088	7	0	1	-.003	3	-.069	8
3641	M308	1	max	239.053	1	329.499	5	1119.871	7	.269	8	0	1	.068	8
3642			min	-355.058	2	-8.132	2	-172.775	4	-.003	3	0	3	-.022	3
3643		2	max	239.053	1	329.499	5	1119.871	7	.269	8	.031	7	.059	8
3644			min	-355.058	2	-8.132	2	-172.775	4	-.003	3	-.005	4	-.022	3
3645		3	max	239.053	1	329.499	5	1119.871	7	.269	8	.062	7	.053	4
3646			min	-355.058	2	-8.132	2	-172.775	4	-.003	3	-.01	4	-.023	3
3647		4	max	239.053	1	329.499	5	1119.871	7	.269	8	.093	7	.048	4
3648			min	-355.058	2	-8.132	2	-172.775	4	-.003	3	-.014	4	-.024	3
3649		5	max	239.053	1	329.499	5	1119.871	7	.269	8	.123	7	.043	4
3650			min	-355.058	2	-8.132	2	-172.775	4	-.003	3	-.019	4	-.025	3
3651		6	max	239.053	1	329.499	5	1119.871	7	.269	8	.154	7	.037	4
3652			min	-355.058	2	-8.132	2	-172.775	4	-.003	3	-.024	4	-.025	3
3653		7	max	239.053	1	329.499	5	1119.871	7	.269	8	.185	7	.032	4
3654			min	-355.058	2	-8.132	2	-172.775	4	-.003	3	-.029	4	-.026	3
3655		8	max	239.053	1	329.499	5	1119.871	7	.269	8	.216	7	.027	4
3656			min	-355.058	2	-8.132	2	-172.775	4	-.003	3	-.033	4	-.027	3

Envelope Member Section Forces (Continued)

	Member	Sec		Axial[lb]	LC	y Shear[lb]	LC	z Shear[lb]	LC	Torque[k-...	LC	y-y Mome...	LC	z-z Mome...	LC
3657		9	max	239.053	1	329.499	5	1119.871	7	.269	8	.247	7	.022	4
3658			min	-355.058	2	-8.132	2	-172.775	4	-.003	3	-.038	4	-.028	3
3659		10	max	239.053	1	329.499	5	1119.871	7	.269	8	.278	7	.017	4
3660			min	-355.058	2	-8.132	2	-172.775	4	-.003	3	-.043	4	-.028	3
3661		11	max	239.053	1	329.499	5	1119.871	7	.269	8	.308	7	.011	4
3662			min	-355.058	2	-8.132	2	-172.775	4	-.003	3	-.048	4	-.029	3
3663		12	max	239.053	1	329.499	5	1119.871	7	.269	8	.339	7	.006	4
3664			min	-355.058	2	-8.132	2	-172.775	4	-.003	3	-.052	4	-.035	5
3665		13	max	239.053	1	329.499	5	1119.871	7	.269	8	.37	7	.003	9
3666			min	-355.058	2	-8.132	2	-172.775	4	-.003	3	-.057	4	-.044	5
3667		14	max	239.053	1	329.499	5	1119.871	7	.269	8	.401	7	0	9
3668			min	-355.058	2	-8.132	2	-172.775	4	-.003	3	-.062	4	-.053	5
3669		15	max	239.053	1	329.499	5	1119.871	7	.269	8	.432	7	0	2
3670			min	-355.058	2	-8.132	2	-172.775	4	-.003	3	-.067	4	-.062	5
3671		16	max	239.053	1	329.499	5	1119.871	7	.269	8	.463	7	0	2
3672			min	-355.058	2	-8.132	2	-172.775	4	-.003	3	-.071	4	-.071	5
3673		17	max	239.053	1	329.499	5	1119.871	7	.269	8	.493	7	0	2
3674			min	-355.058	2	-8.132	2	-172.775	4	-.003	3	-.076	4	-.08	5
3675		18	max	239.053	1	329.499	5	1119.871	7	.269	8	.524	7	0	2
3676			min	-355.058	2	-8.132	2	-172.775	4	-.003	3	-.081	4	-.089	5
3677		19	max	239.053	1	329.499	5	1119.871	7	.269	8	.555	7	0	2
3678			min	-355.058	2	-8.132	2	-172.775	4	-.003	3	-.086	4	-.098	5
3679		20	max	239.053	1	329.499	5	1119.871	7	.269	8	.586	7	0	2
3680			min	-355.058	2	-8.132	2	-172.775	4	-.003	3	-.09	4	-.107	5
3681	M309	1	max	737.724	8	951.403	3	231.021	1	0	11	.352	2	.058	3
3682			min	141.15	3	-716.856	4	-496.716	2	0	1	-.257	1	-.116	4
3683		2	max	737.724	8	951.403	3	231.021	1	0	11	.346	2	.047	3
3684			min	141.15	3	-716.856	4	-496.716	2	0	1	-.254	1	-.109	4
3685		3	max	737.724	8	951.403	3	231.021	1	0	11	.341	2	.037	3
3686			min	141.15	3	-716.856	4	-496.716	2	0	1	-.252	1	-.108	8
3687		4	max	737.724	8	951.403	3	231.021	1	0	11	.335	2	.026	3
3688			min	141.15	3	-716.856	4	-496.716	2	0	1	-.249	1	-.109	8
3689		5	max	737.724	8	951.403	3	231.021	1	0	11	.33	2	.016	3
3690			min	141.15	3	-716.856	4	-496.716	2	0	1	-.246	1	-.11	8
3691		6	max	737.724	8	951.403	3	231.021	1	0	11	.325	2	.006	3
3692			min	141.15	3	-716.856	4	-496.716	2	0	1	-.244	1	-.111	8
3693		7	max	737.724	8	951.403	3	231.021	1	0	11	.319	2	-.005	3
3694			min	141.15	3	-716.856	4	-496.716	2	0	1	-.241	1	-.112	8
3695		8	max	737.724	8	951.403	3	231.021	1	0	11	.314	2	-.015	3
3696			min	141.15	3	-716.856	4	-496.716	2	0	1	-.239	1	-.113	8
3697		9	max	737.724	8	951.403	3	231.021	1	0	11	.308	2	-.026	3
3698			min	141.15	3	-716.856	4	-496.716	2	0	1	-.236	1	-.114	8
3699		10	max	737.724	8	951.403	3	231.021	1	0	11	.303	2	-.032	2
3700			min	141.15	3	-716.856	4	-496.716	2	0	1	-.234	1	-.116	5
3701		11	max	737.724	8	951.403	3	231.021	1	0	11	.297	2	-.034	2
3702			min	141.15	3	-716.856	4	-496.716	2	0	1	-.231	1	-.119	5
3703		12	max	737.724	8	951.403	3	231.021	1	0	11	.292	2	-.03	4
3704			min	141.15	3	-716.856	4	-496.716	2	0	1	-.229	1	-.122	5
3705		13	max	737.724	8	951.403	3	231.021	1	0	11	.286	2	-.022	4
3706			min	141.15	3	-716.856	4	-496.716	2	0	1	-.226	1	-.126	7
3707		14	max	737.724	8	951.403	3	231.021	1	0	11	.281	2	-.014	4
3708			min	141.15	3	-716.856	4	-496.716	2	0	1	-.224	1	-.132	7

Envelope Member Section Forces (Continued)

	Member	Sec		Axial[lb]	LC	y Shear[lb]	LC	z Shear[lb]	LC	Torque[k-...	LC	y-y Mome...	LC	z-z Mome...	LC
3709		15	max	737.724	8	951.403	3	231.021	1	0	11	.276	2	-.006	4
3710			min	141.15	3	-716.856	4	-496.716	2	0	1	-.221	1	-.137	7
3711		16	max	737.724	8	951.403	3	231.021	1	0	11	.27	2	.001	4
3712			min	141.15	3	-716.856	4	-496.716	2	0	1	-.219	1	-.143	7
3713		17	max	737.724	8	951.403	3	231.021	1	0	11	.265	2	.009	4
3714			min	141.15	3	-716.856	4	-496.716	2	0	1	-.216	1	-.148	7
3715		18	max	737.724	8	951.403	3	231.021	1	0	11	.259	2	.017	4
3716			min	141.15	3	-716.856	4	-496.716	2	0	1	-.214	1	-.154	7
3717		19	max	737.724	8	951.403	3	231.021	1	0	11	.254	2	.025	4
3718			min	141.15	3	-716.856	4	-496.716	2	0	1	-.211	1	-.159	7
3719		20	max	737.724	8	951.403	3	231.021	1	0	11	.248	2	.033	4
3720			min	141.15	3	-716.856	4	-496.716	2	0	1	-.208	1	-.165	7
3721	M310	1	max	496.433	2	738.88	8	716.586	4	.165	7	0	3	.208	1
3722			min	-229.956	1	141.24	3	-951.246	3	-.033	4	0	1	-.248	2
3723		2	max	496.433	2	738.88	8	716.586	4	.165	7	.02	4	.2	1
3724			min	-229.956	1	141.24	3	-951.246	3	-.033	4	-.026	3	-.255	2
3725		3	max	496.433	2	738.88	8	716.586	4	.165	7	.039	4	.193	1
3726			min	-229.956	1	141.24	3	-951.246	3	-.033	4	-.052	3	-.261	2
3727		4	max	496.433	2	738.88	8	716.586	4	.165	7	.059	4	.185	1
3728			min	-229.956	1	141.24	3	-951.246	3	-.033	4	-.078	3	-.267	2
3729		5	max	496.433	2	738.88	8	716.586	4	.165	7	.079	4	.177	1
3730			min	-229.956	1	141.24	3	-951.246	3	-.033	4	-.104	3	-.274	2
3731		6	max	496.433	2	738.88	8	716.586	4	.165	7	.098	4	.169	1
3732			min	-229.956	1	141.24	3	-951.246	3	-.033	4	-.13	3	-.28	2
3733		7	max	496.433	2	738.88	8	716.586	4	.165	7	.118	4	.161	1
3734			min	-229.956	1	141.24	3	-951.246	3	-.033	4	-.156	3	-.287	2
3735		8	max	496.433	2	738.88	8	716.586	4	.165	7	.138	4	.153	1
3736			min	-229.956	1	141.24	3	-951.246	3	-.033	4	-.183	3	-.293	2
3737		9	max	496.433	2	738.88	8	716.586	4	.165	7	.157	4	.145	1
3738			min	-229.956	1	141.24	3	-951.246	3	-.033	4	-.209	3	-.299	2
3739		10	max	496.433	2	738.88	8	716.586	4	.165	7	.177	4	.137	1
3740			min	-229.956	1	141.24	3	-951.246	3	-.033	4	-.235	3	-.306	2
3741		11	max	496.433	2	738.88	8	716.586	4	.165	7	.196	4	.129	1
3742			min	-229.956	1	141.24	3	-951.246	3	-.033	4	-.261	3	-.312	2
3743		12	max	496.433	2	738.88	8	716.586	4	.165	7	.216	4	.121	1
3744			min	-229.956	1	141.24	3	-951.246	3	-.033	4	-.287	3	-.329	6
3745		13	max	496.433	2	738.88	8	716.586	4	.165	7	.236	4	.113	1
3746			min	-229.956	1	141.24	3	-951.246	3	-.033	4	-.313	3	-.348	6
3747		14	max	496.433	2	738.88	8	716.586	4	.165	7	.255	4	.105	1
3748			min	-229.956	1	141.24	3	-951.246	3	-.033	4	-.339	3	-.368	6
3749		15	max	496.433	2	738.88	8	716.586	4	.165	7	.275	4	.097	1
3750			min	-229.956	1	141.24	3	-951.246	3	-.033	4	-.365	3	-.387	6
3751		16	max	496.433	2	738.88	8	716.586	4	.165	7	.295	4	.089	1
3752			min	-229.956	1	141.24	3	-951.246	3	-.033	4	-.391	3	-.406	6
3753		17	max	496.433	2	738.88	8	716.586	4	.165	7	.314	4	.081	1
3754			min	-229.956	1	141.24	3	-951.246	3	-.033	4	-.417	3	-.425	6
3755		18	max	496.433	2	738.88	8	716.586	4	.165	7	.334	4	.073	1
3756			min	-229.956	1	141.24	3	-951.246	3	-.033	4	-.443	3	-.444	6
3757		19	max	496.433	2	738.88	8	716.586	4	.165	7	.354	4	.065	1
3758			min	-229.956	1	141.24	3	-951.246	3	-.033	4	-.469	3	-.463	6
3759		20	max	496.433	2	738.88	8	716.586	4	.165	7	.373	4	.057	1
3760			min	-229.956	1	141.24	3	-951.246	3	-.033	4	-.495	3	-.482	6

Envelope Member Section Forces (Continued)

	Member	Sec		Axial[lb]	LC	y Shear[lb]	LC	z Shear[lb]	LC	Torque[k-...	LC	y-y Mome...	LC	z-z Mome...	LC
3761	M311	1	max	511.406	8	1116.642	6	326.588	1	0	11	.013	2	.425	7
3762			min	70.582	3	-7.209	1	-261.458	2	0	1	-.109	5	.075	2
3763		2	max	511.406	8	1116.642	6	326.588	1	0	11	.01	2	.414	5
3764			min	70.582	3	-7.209	1	-261.458	2	0	1	-.107	5	.066	2
3765		3	max	511.406	8	1116.642	6	326.588	1	0	11	.007	2	.404	5
3766			min	70.582	3	-7.209	1	-261.458	2	0	1	-.105	5	.058	2
3767		4	max	511.406	8	1116.642	6	326.588	1	0	11	.004	2	.394	5
3768			min	70.582	3	-7.209	1	-261.458	2	0	1	-.104	5	.049	2
3769		5	max	511.406	8	1116.642	6	326.588	1	0	11	.002	2	.385	5
3770			min	70.582	3	-7.209	1	-261.458	2	0	1	-.102	5	.041	2
3771		6	max	511.406	8	1116.642	6	326.588	1	0	11	-.001	2	.375	5
3772			min	70.582	3	-7.209	1	-261.458	2	0	1	-.1	5	.032	2
3773		7	max	511.406	8	1116.642	6	326.588	1	0	11	-.004	2	.365	5
3774			min	70.582	3	-7.209	1	-261.458	2	0	1	-.098	5	.024	2
3775		8	max	511.406	8	1116.642	6	326.588	1	0	11	-.007	2	.355	5
3776			min	70.582	3	-7.209	1	-261.458	2	0	1	-.096	5	.016	2
3777		9	max	511.406	8	1116.642	6	326.588	1	0	11	-.01	2	.345	5
3778			min	70.582	3	-7.209	1	-261.458	2	0	1	-.095	5	.007	2
3779		10	max	511.406	8	1116.642	6	326.588	1	0	11	-.013	2	.336	5
3780			min	70.582	3	-7.209	1	-261.458	2	0	1	-.093	5	-.001	2
3781		11	max	511.406	8	1116.642	6	326.588	1	0	11	-.016	2	.326	5
3782			min	70.582	3	-7.209	1	-261.458	2	0	1	-.091	5	-.01	2
3783		12	max	511.406	8	1116.642	6	326.588	1	0	11	-.018	2	.316	5
3784			min	70.582	3	-7.209	1	-261.458	2	0	1	-.089	5	-.018	2
3785		13	max	511.406	8	1116.642	6	326.588	1	0	11	-.021	2	.306	5
3786			min	70.582	3	-7.209	1	-261.458	2	0	1	-.088	5	-.026	2
3787		14	max	511.406	8	1116.642	6	326.588	1	0	11	-.022	10	.297	5
3788			min	70.582	3	-7.209	1	-261.458	2	0	1	-.086	5	-.035	2
3789		15	max	511.406	8	1116.642	6	326.588	1	0	11	-.021	10	.287	5
3790			min	70.582	3	-7.209	1	-261.458	2	0	1	-.085	8	-.043	2
3791		16	max	511.406	8	1116.642	6	326.588	1	0	11	-.02	3	.277	5
3792			min	70.582	3	-7.209	1	-261.458	2	0	1	-.085	8	-.052	2
3793		17	max	511.406	8	1116.642	6	326.588	1	0	11	-.017	3	.267	5
3794			min	70.582	3	-7.209	1	-261.458	2	0	1	-.084	8	-.06	2
3795		18	max	511.406	8	1116.642	6	326.588	1	0	11	-.014	3	.257	5
3796			min	70.582	3	-7.209	1	-261.458	2	0	1	-.084	8	-.068	2
3797		19	max	511.406	8	1116.642	6	326.588	1	0	11	-.012	3	.248	5
3798			min	70.582	3	-7.209	1	-261.458	2	0	1	-.084	8	-.077	2
3799		20	max	511.406	8	1116.642	6	326.588	1	0	11	-.009	3	.238	5
3800			min	70.582	3	-7.209	1	-261.458	2	0	1	-.084	8	-.085	2
3801	M312	1	max	264.592	2	511.374	8	5.145	1	.085	2	0	2	.083	8
3802			min	-325.806	1	70.411	3	-1117.132	6	-.238	5	0	3	.009	3
3803		2	max	264.592	2	511.374	8	5.145	1	.085	2	0	1	.069	8
3804			min	-325.806	1	70.411	3	-1117.132	6	-.238	5	-.031	6	.007	3
3805		3	max	264.592	2	511.374	8	5.145	1	.085	2	0	1	.055	6
3806			min	-325.806	1	70.411	3	-1117.132	6	-.238	5	-.062	6	.001	1
3807		4	max	264.592	2	511.374	8	5.145	1	.085	2	0	1	.042	6
3808			min	-325.806	1	70.411	3	-1117.132	6	-.238	5	-.092	6	-.005	1
3809		5	max	264.592	2	511.374	8	5.145	1	.085	2	0	1	.029	6
3810			min	-325.806	1	70.411	3	-1117.132	6	-.238	5	-.123	6	-.011	1
3811		6	max	264.592	2	511.374	8	5.145	1	.085	2	0	1	.023	2
3812			min	-325.806	1	70.411	3	-1117.132	6	-.238	5	-.154	6	-.017	1

Envelope Member Section Forces (Continued)

	Member	Sec		Axial[lb]	LC	y Shear[lb]	LC	z Shear[lb]	LC	Torque[k-...	LC	y-y Mome...	LC	z-z Mome...	LC
3813		7	max	264.592	2	511.374	8	5.145	1	.085	2	0	1	.019	2
3814			min	-325.806	1	70.411	3	-1117.132	6	-.238	5	-.185	6	-.024	1
3815		8	max	264.592	2	511.374	8	5.145	1	.085	2	0	1	.016	2
3816			min	-325.806	1	70.411	3	-1117.132	6	-.238	5	-.215	6	-.03	1
3817		9	max	264.592	2	511.374	8	5.145	1	.085	2	.001	1	.012	2
3818			min	-325.806	1	70.411	3	-1117.132	6	-.238	5	-.246	6	-.036	1
3819		10	max	264.592	2	511.374	8	5.145	1	.085	2	.001	1	.008	2
3820			min	-325.806	1	70.411	3	-1117.132	6	-.238	5	-.277	6	-.048	5
3821		11	max	264.592	2	511.374	8	5.145	1	.085	2	.001	1	.004	2
3822			min	-325.806	1	70.411	3	-1117.132	6	-.238	5	-.308	6	-.062	5
3823		12	max	264.592	2	511.374	8	5.145	1	.085	2	.002	1	0	2
3824			min	-325.806	1	70.411	3	-1117.132	6	-.238	5	-.338	6	-.075	5
3825		13	max	264.592	2	511.374	8	5.145	1	.085	2	.002	1	-.003	2
3826			min	-325.806	1	70.411	3	-1117.132	6	-.238	5	-.369	6	-.089	5
3827		14	max	264.592	2	511.374	8	5.145	1	.085	2	.002	1	-.007	2
3828			min	-325.806	1	70.411	3	-1117.132	6	-.238	5	-.4	6	-.103	5
3829		15	max	264.592	2	511.374	8	5.145	1	.085	2	.002	1	-.011	2
3830			min	-325.806	1	70.411	3	-1117.132	6	-.238	5	-.431	6	-.116	5
3831		16	max	264.592	2	511.374	8	5.145	1	.085	2	.002	1	-.015	2
3832			min	-325.806	1	70.411	3	-1117.132	6	-.238	5	-.461	6	-.13	5
3833		17	max	264.592	2	511.374	8	5.145	1	.085	2	.002	1	-.018	2
3834			min	-325.806	1	70.411	3	-1117.132	6	-.238	5	-.492	6	-.143	5
3835		18	max	264.592	2	511.374	8	5.145	1	.085	2	.002	1	-.022	2
3836			min	-325.806	1	70.411	3	-1117.132	6	-.238	5	-.523	6	-.157	5
3837		19	max	264.592	2	511.374	8	5.145	1	.085	2	.003	1	-.026	2
3838			min	-325.806	1	70.411	3	-1117.132	6	-.238	5	-.554	6	-.171	8
3839		20	max	264.592	2	511.374	8	5.145	1	.085	2	.003	1	-.028	3
3840			min	-325.806	1	70.411	3	-1117.132	6	-.238	5	-.585	6	-.185	8
3841	M313	1	max	0	11	0	1	0	2	0	1	0	11	0	3
3842			min	0	1	-750	9	0	1	0	2	0	1	0	4
3843		2	max	182.578	3	-16.595	1	69.807	2	-.038	2	.033	1	.16	4
3844			min	-168.01	4	-644.012	9	-143.629	1	-.359	9	-.078	2	-.224	3
3845		3	max	47.353	2	79.379	10	130.963	4	-.001	2	.408	5	.275	8
3846			min	-1084.773	5	-32.33	3	-323.748	3	-.197	5	-.043	2	-.081	3
3847		4	max	47.353	2	75.746	10	130.963	4	-.001	2	.249	5	.237	8
3848			min	-1084.773	5	-35.963	3	-323.748	3	-.197	5	-.021	2	-.062	3
3849		5	max	47.353	2	72.113	10	130.963	4	-.001	2	.132	4	.204	8
3850			min	-1084.773	5	-39.596	3	-323.748	3	-.197	5	-.07	3	-.041	3
3851		6	max	47.353	2	68.48	10	130.963	4	-.001	2	.204	4	.18	9
3852			min	-1084.773	5	-43.229	3	-323.748	3	-.197	5	-.249	3	-.018	3
3853		7	max	162.645	4	842.358	8	893.067	1	.308	2	.094	4	.096	4
3854			min	-1413.645	7	96.12	3	-798.714	2	-.14	1	-.11	3	-.107	3
3855		8	max	-145.116	2	362.728	10	150.431	2	.102	1	.286	1	.072	4
3856			min	-1373.671	5	-161.286	3	-150.557	1	-.102	2	-.309	2	-.286	7
3857		9	max	-145.116	2	359.095	10	158.125	2	.102	1	.201	1	.01	4
3858			min	-1373.671	5	-164.919	3	-158.251	1	-.102	2	-.224	2	-.216	7
3859		10	max	-145.116	2	355.462	10	165.82	2	.102	1	.111	1	-.034	9
3860			min	-1373.671	5	-168.552	3	-165.946	1	-.102	2	-.135	2	-.397	10
3861		11	max	-145.116	2	104.207	4	173.514	2	.102	1	.017	1	.051	3
3862			min	-1373.671	5	-398.171	10	-173.64	1	-.102	2	-.054	10	-.385	10
3863		12	max	-145.116	2	100.574	4	181.208	2	.102	1	.057	2	.147	3
3864			min	-1373.671	5	-401.804	10	-181.335	1	-.102	2	-.081	1	-.166	4

Envelope Member Section Forces (Continued)

	Member	Sec		Axial[lb]	LC	y Shear[lb]	LC	z Shear[lb]	LC	Torque[k-...	LC	y-y Mome...	LC	z-z Mome...	LC
3865		13	max	-145.116	2	96.941	4	188.903	2	.102	1	.16	2	.245	3
3866			min	-1373.671	5	-405.437	10	-189.029	1	-.102	2	-.183	1	-.221	4
3867		14	max	-1.499	3	-42.697	4	638.001	2	.131	2	.4	2	.086	4
3868			min	-1362.68	8	-729.392	7	-725.446	1	-.365	5	-.385	1	-.067	3
3869		15	max	389.535	2	125.86	4	349.545	4	.134	5	.188	3	.222	6
3870			min	-1119.886	5	-103.598	3	-170.515	3	-.017	2	-.216	4	.034	1
3871		16	max	389.535	2	122.227	4	349.545	4	.134	5	.113	7	.215	6
3872			min	-1119.886	5	-107.231	3	-170.515	3	-.017	2	-.023	4	.016	1
3873		17	max	389.535	2	118.594	4	349.545	4	.134	5	.248	8	.221	7
3874			min	-1119.886	5	-110.864	3	-170.515	3	-.017	2	0	3	-.024	4
3875		18	max	389.535	2	114.961	4	349.545	4	.134	5	.415	8	.238	7
3876			min	-1119.886	5	-114.498	3	-170.515	3	-.017	2	-.095	3	-.089	4
3877		19	max	383.784	4	479.339	6	498.564	1	.305	7	.052	4	.135	3
3878			min	-332.404	3	138.199	1	-384.818	2	.069	4	-.105	3	-.252	4
3879		20	max	0	11	0	6	0	2	0	2	0	11	0	4
3880			min	0	1	0	1	0	1	0	1	0	1	0	3
3881	M314	1	max	0	11	0	1	0	2	0	4	0	11	0	1
3882			min	0	1	0	7	0	1	0	3	0	1	0	2
3883		2	max	218.638	1	2.751	1	68.426	3	-.059	3	-.003	10	.229	2
3884			min	-203.744	2	-251.254	6	-142.252	4	-.29	6	-.068	6	-.293	1
3885		3	max	16.924	3	66.669	6	102.429	2	-.019	3	.4	5	.282	6
3886			min	-1079.544	8	-13.69	10	-306.113	5	-.194	8	0	2	-.118	1
3887		4	max	16.924	3	57.775	6	102.429	2	-.019	3	.244	8	.266	2
3888			min	-1079.544	8	-17.323	10	-306.113	5	-.194	8	.004	3	-.12	1
3889		5	max	16.924	3	48.88	6	102.429	2	-.019	3	.113	2	.254	2
3890			min	-1079.544	8	-20.956	10	-306.113	5	-.194	8	-.052	1	-.12	1
3891		6	max	16.924	3	39.986	6	102.429	2	-.019	3	.17	2	.245	2
3892			min	-1079.544	8	-24.59	10	-306.113	5	-.194	8	-.214	1	-.118	1
3893		7	max	652.697	2	845.791	6	468.806	4	.252	6	.212	1	.331	2
3894			min	-1594.311	1	73.707	1	-373.737	3	-.014	1	-.226	2	-.343	1
3895		8	max	-17.049	3	123.588	2	269.655	2	.043	4	.429	1	-.006	2
3896			min	-1399.571	8	-169.858	1	-269.176	1	-.043	3	-.454	2	-.271	5
3897		9	max	-17.049	3	119.955	2	269.655	2	.043	4	.28	1	-.011	10
3898			min	-1399.571	8	-173.491	1	-269.176	1	-.043	3	-.305	2	-.201	5
3899		10	max	-17.049	3	116.322	2	269.655	2	.043	4	.132	1	.045	1
3900			min	-1399.571	8	-177.124	1	-269.176	1	-.043	3	-.156	2	-.146	6
3901		11	max	-17.049	3	112.689	2	269.655	2	.043	4	.002	4	.144	1
3902			min	-1399.571	8	-180.757	1	-269.176	1	-.043	3	-.041	7	-.202	2
3903		12	max	-17.049	3	109.056	2	269.655	2	.043	4	.142	2	.245	1
3904			min	-1399.571	8	-184.39	1	-269.176	1	-.043	3	-.166	1	-.263	2
3905		13	max	-17.049	3	105.422	2	269.655	2	.043	4	.292	2	.347	1
3906			min	-1399.571	8	-188.023	1	-269.176	1	-.043	3	-.315	1	-.323	2
3907		14	max	204.527	1	16.978	2	404.55	3	.074	3	.271	2	.064	2
3908			min	-1403.487	6	-739.335	5	-491.508	4	-.355	8	-.255	1	-.044	1
3909		15	max	277.894	3	159.522	2	295.389	2	.133	8	.102	3	.223	6
3910			min	-1100.768	8	-137.168	1	-116.325	1	-.012	3	-.13	4	.015	1
3911		16	max	277.894	3	155.889	2	295.389	2	.133	8	.101	5	.213	7
3912			min	-1100.768	8	-140.801	1	-116.325	1	-.012	3	.014	4	.024	4
3913		17	max	277.894	3	152.256	2	295.389	2	.133	8	.254	6	.222	5
3914			min	-1100.768	8	-144.434	1	-116.325	1	-.012	3	-.032	1	-.031	2
3915		18	max	277.894	3	148.623	2	295.389	2	.133	8	.415	6	.251	1
3916			min	-1100.768	8	-148.067	1	-116.325	1	-.012	3	-.096	1	-.114	2

Envelope Member Section Forces (Continued)

	Member	Sec		Axial[lb]	LC	y Shear[lb]	LC	z Shear[lb]	LC	Torque[k-...	LC	y-y Mome...	LC	z-z Mome...	LC
3917		19	max	580.731	2	479.206	7	348.942	4	.304	5	.1	2	.182	1
3918			min	-529.452	1	139.089	4	-234.845	3	.072	2	-.152	1	-.3	2
3919		20	max	0	11	0	7	0	2	0	3	0	11	0	2
3920			min	0	1	0	4	0	1	0	4	0	1	0	1
3921	M315	1	max	0	11	0	2	0	2	0	2	0	11	0	4
3922			min	0	1	0	5	0	1	0	1	0	1	0	3
3923		2	max	210.248	4	-8.984	2	81.603	1	-.022	1	.005	4	.214	3
3924			min	-195.4	3	-252.687	5	-155.465	2	-.292	6	-.072	7	-.279	4
3925		3	max	289.929	1	69.585	7	143.464	1	.01	1	.418	6	.28	7
3926			min	-1130.059	6	-7.812	4	-335.068	2	-.199	6	-.1	1	-.106	4
3927		4	max	289.929	1	60.691	7	151.159	1	.01	1	.248	6	.247	3
3928			min	-1130.059	6	-11.445	4	-342.762	2	-.199	6	-.018	1	-.101	4
3929		5	max	289.929	1	51.797	7	158.853	1	.01	1	.103	3	.228	3
3930			min	-1130.059	6	-15.078	4	-350.457	2	-.199	6	-.041	4	-.094	4
3931		6	max	289.929	1	42.902	7	166.548	1	.01	1	.16	3	.211	3
3932			min	-1130.059	6	-18.711	4	-358.151	2	-.199	6	-.205	4	-.084	4
3933		7	max	513.116	3	843.869	7	767.519	2	.246	7	.339	1	.267	3
3934			min	-1480.415	8	89.054	4	-672.466	1	.02	4	-.353	2	-.278	4
3935		8	max	-10.639	1	118.226	3	227.173	3	.027	2	.364	4	.007	3
3936			min	-1399.984	6	-164.091	4	-226.313	4	-.027	1	-.389	3	-.274	8
3937		9	max	-10.639	1	114.593	3	227.173	3	.027	2	.239	4	-.044	2
3938			min	-1399.984	6	-167.724	4	-226.313	4	-.027	1	-.264	3	-.204	8
3939		10	max	-10.639	1	110.96	3	227.173	3	.027	2	.114	4	.025	4
3940			min	-1399.984	6	-171.357	4	-226.313	4	-.027	1	-.138	3	-.142	7
3941		11	max	-10.639	1	107.327	3	227.173	3	.027	2	.052	2	.121	4
3942			min	-1399.984	6	-174.991	4	-226.313	4	-.027	1	-.075	1	-.18	3
3943		12	max	-10.639	1	103.693	3	227.173	3	.027	2	.113	3	.219	4
3944			min	-1399.984	6	-178.624	4	-226.313	4	-.027	1	-.136	4	-.238	3
3945		13	max	-10.639	1	100.06	3	227.173	3	.027	2	.239	3	.319	4
3946			min	-1399.984	6	-182.257	4	-226.313	4	-.027	1	-.261	4	-.294	3
3947		14	max	166.354	4	.452	3	261.198	1	.061	1	.213	3	.048	3
3948			min	-1395.055	7	-737.499	8	-347.899	2	-.352	6	-.197	4	-.028	4
3949		15	max	76.586	1	136.205	3	289.893	7	.13	6	.102	4	.222	5
3950			min	-1062.181	6	-113.809	4	-106.458	4	.004	1	-.13	3	.032	4
3951		16	max	76.586	1	132.572	3	289.893	7	.13	6	.105	6	.214	5
3952			min	-1062.181	6	-117.442	4	-106.458	4	.004	1	0	1	.02	2
3953		17	max	76.586	1	128.939	3	289.893	7	.13	6	.251	7	.221	8
3954			min	-1062.181	6	-121.075	4	-106.458	4	.004	1	-.016	4	-.023	3
3955		18	max	76.586	1	125.306	3	289.893	7	.13	6	.411	7	.239	8
3956			min	-1062.181	6	-124.708	4	-106.458	4	.004	1	-.075	4	-.093	3
3957		19	max	521.555	3	477.34	5	370.073	2	.303	8	.067	3	.147	4
3958			min	-470.293	4	149.709	2	-255.971	1	.077	3	-.119	4	-.265	3
3959		20	max	0	11	0	5	0	3	0	1	0	11	0	3
3960			min	0	1	0	2	0	4	0	2	0	1	0	4
3961	M316	1	max	0	11	0	3	0	3	0	3	0	11	0	2
3962			min	0	1	0	8	0	4	0	4	0	1	0	1
3963		2	max	198.171	2	-8.96	3	75.355	4	-.027	4	.024	3	.191	1
3964			min	-183.527	1	-252.831	8	-149.156	3	-.291	5	-.074	8	-.256	2
3965		3	max	220.576	4	73.459	5	184.069	1	.008	4	.419	7	.279	5
3966			min	-1118.097	7	-30.669	2	-376.528	2	-.199	7	-.103	4	-.102	2
3967		4	max	220.576	4	64.564	5	184.069	1	.008	4	.249	7	.241	5
3968			min	-1118.097	7	-34.302	2	-376.528	2	-.199	7	-.022	4	-.084	2

Envelope Member Section Forces (Continued)

	Member	Sec		Axial[lb]	LC	y Shear[lb]	LC	z Shear[lb]	LC	Torque[k-...	LC	y-y Mome...	LC	z-z Mome...	LC
3969		5	max	220.576	4	56.075	1	184.069	1	.008	4	.147	1	.208	5
3970			min	-1118.097	7	-37.935	2	-376.528	2	-.199	7	-.085	2	-.064	2
3971		6	max	220.576	4	52.442	1	184.069	1	.008	4	.249	1	.179	5
3972			min	-1118.097	7	-41.569	2	-376.528	2	-.199	7	-.293	2	-.042	2
3973		7	max	243.153	1	841.091	5	989.112	3	.242	5	.369	4	.132	1
3974			min	-1428.451	6	100.811	2	-893.649	4	-.065	3	-.385	3	-.144	2
3975		8	max	-193.747	4	113.454	1	30.086	1	.056	3	.075	2	.043	1
3976			min	-1365.915	7	-159.377	2	-29.943	2	-.056	4	-.099	1	-.28	6
3977		9	max	-193.747	4	109.821	1	30.086	1	.056	3	.059	2	-.018	1
3978			min	-1365.915	7	-163.01	2	-29.943	2	-.056	4	-.082	1	-.211	6
3979		10	max	-193.747	4	106.188	1	30.086	1	.056	3	.053	3	-.016	2
3980			min	-1365.915	7	-166.643	2	-29.943	2	-.056	4	-.077	4	-.138	8
3981		11	max	-193.747	4	102.555	1	30.086	1	.056	3	.058	3	.077	2
3982			min	-1365.915	7	-170.276	2	-29.943	2	-.056	4	-.082	4	-.136	1
3983		12	max	-193.747	4	98.922	1	30.086	1	.056	3	.059	3	.172	2
3984			min	-1365.915	7	-173.909	2	-29.943	2	-.056	4	-.082	4	-.191	1
3985		13	max	-193.747	4	95.289	1	30.086	1	.056	3	.056	3	.269	2
3986			min	-1365.915	7	-177.542	2	-29.943	2	-.056	4	-.078	4	-.245	1
3987		14	max	90.987	2	-30.629	1	390.945	4	.085	4	.153	2	.095	9
3988			min	-1379.652	5	-731.166	6	-477.381	3	-.357	7	-.137	1	-.067	2
3989		15	max	85.421	4	125.45	1	388.302	1	.13	7	.222	2	.221	8
3990			min	-1063.927	7	-103.229	2	-208.949	2	.006	4	-.251	1	.036	3
3991		16	max	85.421	4	121.816	1	388.302	1	.13	7	.115	6	.214	8
3992			min	-1063.927	7	-106.862	2	-208.949	2	.006	4	-.037	1	.02	3
3993		17	max	85.421	4	118.183	1	388.302	1	.13	7	.25	5	.221	6
3994			min	-1063.927	7	-110.496	2	-208.949	2	.006	4	-.009	2	-.026	1
3995		18	max	85.421	4	114.55	1	388.302	1	.13	7	.42	5	.238	6
3996			min	-1063.927	7	-114.129	2	-208.949	2	.006	4	-.124	2	-.09	1
3997		19	max	413.552	1	474.701	8	460.372	3	.304	6	.035	1	.125	2
3998			min	-362.368	2	162.449	3	-346.552	4	.073	1	-.087	2	-.243	1
3999		20	max	0	11	0	8	0	2	0	4	0	11	0	1
4000			min	0	1	0	3	0	1	0	3	0	1	0	2
4001	M45A	1	max	3779.829	5	67.611	2	109.185	2	.008	8	.209	5	-.095	1
4002			min	-1454.609	2	-99.586	1	-157.712	1	0	3	-.011	2	-.488	6
4003		2	max	3779.829	5	68.932	2	109.185	2	.008	8	.192	5	-.101	1
4004			min	-1454.609	2	-98.265	1	-157.712	1	0	3	.009	2	-.491	6
4005		3	max	3779.829	5	70.254	2	109.185	2	.008	8	.175	5	-.108	1
4006			min	-1454.609	2	-96.943	1	-157.712	1	0	3	.028	2	-.493	6
4007		4	max	3779.829	5	71.576	2	109.185	2	.008	8	.158	5	-.115	1
4008			min	-1454.609	2	-95.621	1	-157.712	1	0	3	.047	2	-.496	6
4009		5	max	3779.829	5	72.897	2	109.185	2	.008	8	.147	6	-.121	1
4010			min	-1454.609	2	-94.3	1	-157.712	1	0	3	.039	1	-.5	6
4011		6	max	3779.829	5	74.219	2	109.185	2	.008	8	.143	6	-.119	3
4012			min	-1454.609	2	-92.978	1	-157.712	1	0	3	.011	1	-.503	6
4013		7	max	3779.829	5	75.54	2	109.185	2	.008	8	.139	6	-.108	3
4014			min	-1454.609	2	-91.657	1	-157.712	1	0	3	-.016	1	-.509	8
4015		8	max	3779.829	5	76.862	2	109.185	2	.008	8	.136	6	-.098	3
4016			min	-1454.609	2	-90.335	1	-157.712	1	0	3	-.043	1	-.516	8
4017		9	max	3779.829	5	78.184	2	109.185	2	.008	8	.147	2	-.087	3
4018			min	-1454.609	2	-89.013	1	-157.712	1	0	3	-.069	1	-.524	8
4019		10	max	2149.711	1	-108.943	3	266.455	5	.006	7	.109	6	-.098	1
4020			min	-1211.748	2	-376.222	5	54.391	2	0	9	-.024	1	-.465	6

Envelope Member Section Forces (Continued)

	Member	Sec		Axial[lb]	LC	y Shear[lb]	LC	z Shear[lb]	LC	Torque[k-...	LC	y-y Mome...	LC	z-z Mome...	LC
4021		11	max	2149.711	1	-107.622	3	266.455	5	.006	7	.096	6	-.069	1
4022			min	-1211.748	2	-373.336	5	54.391	2	0	9	-.025	1	-.401	6
4023		12	max	2149.711	1	-106.3	3	266.455	5	.006	7	.083	6	-.039	1
4024			min	-1211.748	2	-370.45	5	54.391	2	0	9	-.026	1	-.337	6
4025		13	max	2149.711	1	-104.979	3	266.455	5	.006	7	.071	6	-.011	1
4026			min	-1211.748	2	-367.564	5	54.391	2	0	9	-.027	1	-.274	6
4027		14	max	2149.711	1	-103.657	3	266.455	5	.006	7	.059	6	.018	1
4028			min	-1211.748	2	-364.678	5	54.391	2	0	9	-.027	1	-.211	6
4029		15	max	2149.711	1	-102.335	3	266.455	5	.006	7	.05	2	.047	1
4030			min	-1211.748	2	-361.792	5	54.391	2	0	9	-.027	1	-.148	6
4031		16	max	2149.711	1	-101.014	3	266.455	5	.006	7	.042	2	.075	1
4032			min	-1211.748	2	-358.906	5	54.391	2	0	9	-.028	1	-.107	2
4033		17	max	2149.711	1	-99.692	3	266.455	5	.006	7	.034	2	.104	1
4034			min	-1211.748	2	-356.02	5	54.391	2	0	9	-.028	1	-.088	2
4035		18	max	2149.711	1	-98.371	3	266.455	5	.006	7	.029	9	.132	1
4036			min	-1211.748	2	-353.134	5	54.391	2	0	9	-.027	1	-.069	2
4037		19	max	991.941	1	-133.073	3	383.719	2	0	1	.014	3	.213	5
4038			min	-873.197	2	-546.531	8	-1037.836	5	-.045	9	-.063	5	-.03	2
4039		20	max	-7.64	2	262.392	8	556.71	2	.039	8	.01	2	.066	2
4040			min	-239.651	7	11.929	3	-977.67	1	-.017	3	-.082	8	-.039	1
4041	M68	1	max	3679.696	7	120.131	1	76.096	4	0	1	.209	7	.489	8
4042			min	-886.815	4	-161.266	2	-128.425	3	-.008	6	.013	4	.104	3
4043		2	max	3679.696	7	123.845	1	77.418	4	0	1	.19	7	.488	8
4044			min	-886.815	4	-164.98	2	-127.104	3	-.008	6	.027	4	.1	3
4045		3	max	3679.696	7	127.56	1	78.74	4	0	1	.171	7	.488	8
4046			min	-886.815	4	-168.694	2	-125.782	3	-.008	6	.041	4	.096	3
4047		4	max	3679.696	7	131.274	1	80.061	4	0	1	.152	7	.487	8
4048			min	-886.815	4	-172.409	2	-124.461	3	-.008	6	.055	4	.093	3
4049		5	max	3679.696	7	134.988	1	81.383	4	0	1	.142	8	.487	8
4050			min	-886.815	4	-176.123	2	-123.139	3	-.008	6	.033	3	.089	3
4051		6	max	3679.696	7	138.702	1	82.704	4	0	1	.135	8	.487	8
4052			min	-886.815	4	-179.837	2	-121.817	3	-.008	6	.009	3	.086	3
4053		7	max	3679.696	7	142.417	1	84.026	4	0	1	.128	8	.488	8
4054			min	-886.815	4	-183.551	2	-120.496	3	-.008	6	-.014	3	.083	3
4055		8	max	3679.696	7	146.131	1	85.348	4	0	1	.121	8	.489	8
4056			min	-886.815	4	-187.266	2	-119.174	3	-.008	6	-.037	3	.08	3
4057		9	max	3679.696	7	149.845	1	86.669	4	0	1	.128	4	.49	8
4058			min	-886.815	4	-190.98	2	-117.853	3	-.008	6	-.06	3	.069	1
4059		10	max	1653.343	3	259.627	7	-46.132	4	0	2	.104	8	.456	8
4060			min	-723.51	4	52.199	4	-382.31	7	-.006	5	-.04	3	.008	3
4061		11	max	1653.343	3	259.627	7	-44.81	4	0	2	.101	4	.396	8
4062			min	-723.51	4	52.199	4	-379.425	7	-.006	5	-.049	3	-.03	3
4063		12	max	1653.343	3	259.627	7	-43.489	4	0	2	.102	4	.336	8
4064			min	-723.51	4	52.199	4	-376.539	7	-.006	5	-.059	3	-.068	3
4065		13	max	1653.343	3	259.627	7	-42.167	4	0	2	.103	4	.276	8
4066			min	-723.51	4	52.199	4	-373.653	7	-.006	5	-.069	3	-.105	3
4067		14	max	1653.343	3	259.627	7	-40.845	4	0	2	.104	4	.26	4
4068			min	-723.51	4	52.199	4	-370.767	7	-.006	5	-.078	3	-.143	3
4069		15	max	1653.343	3	259.627	7	-39.524	4	0	2	.106	4	.249	4
4070			min	-723.51	4	52.199	4	-367.881	7	-.006	5	-.087	3	-.18	3
4071		16	max	1653.343	3	259.627	7	-38.202	4	0	2	.107	4	.24	4
4072			min	-723.51	4	52.199	4	-364.995	7	-.006	5	-.096	3	-.217	3

Envelope Member Section Forces (Continued)

	Member	Sec		Axial[lb]	LC	y Shear[lb]	LC	z Shear[lb]	LC	Torque[k-...	LC	y-y Mome...	LC	z-z Mome...	LC
4073		17	max	1653.343	3	259.627	7	-36.881	4	0	2	.109	4	.23	4
4074			min	-723.51	4	52.199	4	-362.109	7	-.006	5	-.105	3	-.254	3
4075		18	max	1653.343	3	259.627	7	-35.559	4	0	2	.11	4	.22	4
4076			min	-723.51	4	52.199	4	-359.223	7	-.006	5	-.114	3	-.291	3
4077		19	max	599.475	3	297.014	2	-127.356	4	.049	9	.112	4	.209	4
4078			min	-501.494	4	-1042.45	5	-535.184	7	-.016	1	-.155	3	-.341	3
4079		20	max	9.335	2	532.632	4	210.374	8	.024	1	.007	3	.024	3
4080			min	-253.394	5	-951.335	3	.278	3	-.061	6	-.07	8	-.041	4
4081	M74B	1	max	164.819	4	-52.651	1	462.716	3	.022	4	.367	8	-.202	3
4082			min	-1680.291	7	-539.091	6	-267.88	4	-.025	3	-.005	3	-.9	8
4083		2	max	165.58	4	-51.569	1	459.879	3	.022	4	.336	8	-.15	3
4084			min	-1680.522	7	-536.728	6	-265.043	4	-.025	3	.025	3	-.839	8
4085		3	max	166.34	4	-50.488	1	457.042	3	.022	4	.306	8	-.098	3
4086			min	-1680.753	7	-534.366	6	-262.206	4	-.025	3	.054	3	-.778	8
4087		4	max	167.1	4	-49.406	1	454.206	3	.022	4	.276	8	-.046	3
4088			min	-1680.984	7	-532.003	6	-259.37	4	-.025	3	.083	3	-.717	8
4089		5	max	250.416	4	25.72	1	151.134	4	.011	7	.051	2	.008	3
4090			min	-614.472	3	-34.789	2	-89.359	3	-.002	4	-.065	1	-.393	8
4091		6	max	251.177	4	26.802	1	153.97	4	.011	7	.049	2	-.002	3
4092			min	-615.232	3	-33.707	2	-92.196	3	-.002	4	-.059	1	-.382	8
4093		7	max	251.937	4	27.884	1	156.807	4	.011	7	.048	2	-.012	3
4094			min	-615.993	3	-32.625	2	-95.033	3	-.002	4	-.052	1	-.37	8
4095		8	max	252.697	4	28.965	1	159.644	4	.011	7	.046	2	-.023	3
4096			min	-616.753	3	-31.544	2	-97.87	3	-.002	4	-.045	1	-.358	8
4097		9	max	253.457	4	30.047	1	162.481	4	.011	7	.045	2	-.034	3
4098			min	-617.513	3	-30.462	2	-100.706	3	-.002	4	-.038	1	-.347	8
4099		10	max	254.217	4	31.129	1	165.318	4	.011	7	.043	2	-.046	3
4100			min	-618.273	3	-29.38	2	-103.543	3	-.002	4	-.031	1	-.336	8
4101		11	max	254.977	4	32.211	1	168.155	4	.011	7	.042	2	-.051	1
4102			min	-619.033	3	-28.298	2	-106.38	3	-.002	4	-.024	1	-.326	6
4103		12	max	255.737	4	33.293	1	170.992	4	.011	7	.047	4	-.05	1
4104			min	-619.793	3	-27.216	2	-109.217	3	-.002	4	-.024	3	-.319	6
4105		13	max	256.498	4	34.375	1	173.828	4	.011	7	.06	4	-.049	1
4106			min	-620.554	3	-26.134	2	-112.054	3	-.002	4	-.031	3	-.311	6
4107		14	max	-11.616	4	-12.988	3	265.082	7	-.002	1	.066	4	-.045	1
4108			min	-216.42	7	-245.659	8	24.478	4	-.021	6	-.057	3	-.267	6
4109		15	max	-10.856	4	-11.906	3	264.221	7	-.002	1	.055	4	-.036	1
4110			min	-216.651	7	-243.297	8	27.315	4	-.021	6	-.044	3	-.223	6
4111		16	max	-10.096	4	-10.824	3	263.359	7	-.002	1	.044	4	-.028	1
4112			min	-216.882	7	-240.934	8	30.152	4	-.021	6	-.032	3	-.18	6
4113		17	max	-9.336	4	-9.742	3	262.498	7	-.002	1	.033	4	-.019	1
4114			min	-217.113	7	-238.572	8	32.989	4	-.021	6	-.019	3	-.137	6
4115		18	max	-8.576	4	-8.66	3	261.636	7	-.002	1	.027	8	-.011	1
4116			min	-217.344	7	-236.209	8	35.826	4	-.021	6	-.006	3	-.093	6
4117		19	max	-7.815	4	-7.579	3	260.775	7	-.002	1	.028	6	-.003	1
4118			min	-217.575	7	-233.847	8	38.663	4	-.021	6	.005	1	-.051	6
4119		20	max	-7.055	4	-6.497	3	259.913	7	-.002	1	.031	7	.009	3
4120			min	-217.805	7	-231.484	8	41.499	4	-.021	6	.004	4	-.012	4
4121	M75B	1	max	321.064	2	251.199	8	39.798	3	.023	1	.351	6	.922	6
4122			min	-1652.856	5	-42.453	3	-653.369	9	-.012	2	.086	1	.225	1
4123		2	max	321.824	2	251.261	8	40.88	3	.023	1	.337	6	.872	6
4124			min	-1653.087	5	-42.657	3	-652.287	9	-.012	2	.089	1	.213	1

Envelope Member Section Forces (Continued)

	Member	Sec		Axial[lb]	LC	y Shear[lb]	LC	z Shear[lb]	LC	Torque[k-...	LC	y-y Mome...	LC	z-z Mome...	LC
4125		3	max	322.585	2	251.323	8	41.962	3	.023	1	.323	6	.823	6
4126			min	-1653.318	5	-42.86	3	-651.205	9	-.012	2	.067	9	.202	1
4127		4	max	323.345	2	251.385	8	43.044	3	.023	1	.31	6	.773	6
4128			min	-1653.549	5	-43.064	3	-650.123	9	-.012	2	.024	9	.19	1
4129		5	max	340.869	2	131.838	6	34.136	3	0	2	.071	4	.438	8
4130			min	-670.955	1	-38.292	1	-58.449	4	-.014	5	-.08	3	.043	3
4131		6	max	341.63	2	132.699	6	35.217	3	0	2	.068	4	.424	8
4132			min	-671.715	1	-41.129	1	-57.367	4	-.014	5	-.071	3	.04	3
4133		7	max	342.39	2	133.561	6	36.299	3	0	2	.065	4	.411	8
4134			min	-672.475	1	-43.966	1	-56.285	4	-.014	5	-.062	3	.038	3
4135		8	max	343.15	2	134.422	6	37.381	3	0	2	.061	4	.399	8
4136			min	-673.235	1	-46.802	1	-55.204	4	-.014	5	-.054	3	.036	3
4137		9	max	343.91	2	135.284	6	38.463	3	0	2	.058	4	.386	8
4138			min	-673.995	1	-49.639	1	-54.122	4	-.014	5	-.045	3	.034	3
4139		10	max	344.67	2	136.145	6	39.545	3	0	2	.055	4	.373	8
4140			min	-674.755	1	-52.476	1	-53.04	4	-.014	5	-.036	3	.032	3
4141		11	max	345.43	2	137.007	6	40.627	3	0	2	.053	4	.361	8
4142			min	-675.516	1	-55.313	1	-51.958	4	-.014	5	-.027	3	.03	3
4143		12	max	346.19	2	138.921	2	41.709	3	0	2	.062	2	.349	8
4144			min	-676.276	1	-58.15	1	-50.876	4	-.014	5	-.031	1	.029	3
4145		13	max	346.951	2	141.758	2	42.791	3	0	2	.074	2	.337	8
4146			min	-677.036	1	-60.987	1	-49.794	4	-.014	5	-.036	1	.027	3
4147		14	max	40.552	2	276.984	5	-14.422	3	.018	8	.076	2	.289	8
4148			min	-221.836	5	-27.384	2	-278.675	8	0	3	-.059	1	.022	3
4149		15	max	41.312	2	276.122	5	-13.34	3	.018	8	.062	2	.241	8
4150			min	-222.067	5	-24.547	2	-276.312	8	0	3	-.045	1	.017	3
4151		16	max	42.072	2	275.261	5	-12.258	3	.018	8	.049	2	.194	8
4152			min	-222.298	5	-21.71	2	-273.95	8	0	3	-.031	1	.013	3
4153		17	max	42.833	2	274.399	5	-11.176	3	.018	8	.036	2	.147	8
4154			min	-222.528	5	-18.873	2	-271.587	8	0	3	-.018	1	.008	3
4155		18	max	43.593	2	273.538	5	-10.094	3	.018	8	.029	6	.099	8
4156			min	-222.759	5	-16.036	2	-269.225	8	0	3	-.005	1	.004	3
4157		19	max	44.353	2	272.676	5	-9.012	3	.018	8	.027	8	.053	8
4158			min	-222.99	5	-13.199	2	-266.862	8	0	3	0	3	0	3
4159		20	max	45.113	2	271.815	5	-7.93	3	.018	8	.028	5	.015	2
4160			min	-223.221	5	-10.362	2	-264.5	8	0	3	-.002	2	-.013	1
4161	M110	1	max	3683.819	8	73.73	3	51.519	3	.008	6	.205	8	-.092	1
4162			min	-928.239	3	-105.076	4	-99.911	4	-.002	1	.011	3	-.487	6
4163		2	max	3683.819	8	75.051	3	51.519	3	.008	6	.189	8	-.096	1
4164			min	-928.239	3	-103.754	4	-99.911	4	-.002	1	.024	3	-.49	6
4165		3	max	3683.819	8	76.373	3	51.519	3	.008	6	.173	8	-.099	1
4166			min	-928.239	3	-102.433	4	-99.911	4	-.002	1	.035	1	-.492	7
4167		4	max	3683.819	8	77.695	3	51.519	3	.008	6	.159	6	-.102	1
4168			min	-928.239	3	-101.111	4	-99.911	4	-.002	1	.04	1	-.497	7
4169		5	max	3683.819	8	79.016	3	51.519	3	.008	6	.147	7	-.105	1
4170			min	-928.239	3	-99.789	4	-99.911	4	-.002	1	.04	4	-.501	7
4171		6	max	3683.819	8	80.338	3	51.519	3	.008	6	.142	7	-.107	1
4172			min	-928.239	3	-98.468	4	-99.911	4	-.002	1	.018	4	-.506	7
4173		7	max	3683.819	8	81.659	3	51.519	3	.008	6	.137	7	-.11	1
4174			min	-928.239	3	-97.146	4	-99.911	4	-.002	1	-.003	4	-.511	7
4175		8	max	3683.819	8	82.981	3	51.519	3	.008	6	.133	7	-.112	1
4176			min	-928.239	3	-95.825	4	-99.911	4	-.002	1	-.024	4	-.517	7

Envelope Member Section Forces (Continued)

	Member	Sec		Axial[lb]	LC	y Shear[lb]	LC	z Shear[lb]	LC	Torque[k-...	LC	y-y Mome...	LC	z-z Mome...	LC
4177		9	max	3683.819	8	84.302	3	51.519	3	.008	6	.128	7	-.113	1
4178			min	-928.239	3	-94.503	4	-99.911	4	-.002	1	-.045	4	-.523	7
4179		10	max	1750.485	4	-66.561	1	276.969	6	.006	6	.108	7	-.059	1
4180			min	-811.384	3	-382.689	6	-20.65	1	.002	1	-.018	4	-.471	7
4181		11	max	1750.485	4	-65.24	1	275.842	6	.006	6	.095	7	-.035	4
4182			min	-811.384	3	-379.803	6	-16.936	1	.002	1	-.022	4	-.407	7
4183		12	max	1750.485	4	-63.918	1	274.714	6	.006	6	.083	7	-.004	4
4184			min	-811.384	3	-376.917	6	-13.222	1	.002	1	-.027	4	-.344	7
4185		13	max	1750.485	4	-62.597	1	273.586	6	.006	6	.072	7	.027	4
4186			min	-811.384	3	-374.031	6	-9.507	1	.002	1	-.031	4	-.281	7
4187		14	max	1750.485	4	-61.275	1	272.458	6	.006	6	.066	3	.058	4
4188			min	-811.384	3	-371.145	6	-5.793	1	.002	1	-.035	4	-.218	7
4189		15	max	1750.485	4	-59.953	1	271.33	6	.006	6	.062	3	.089	4
4190			min	-811.384	3	-368.259	6	-2.079	1	.002	1	-.039	4	-.169	3
4191		16	max	1750.485	4	-58.632	1	270.202	6	.006	6	.058	3	.119	4
4192			min	-811.384	3	-365.373	6	1.635	1	.002	1	-.043	4	-.151	3
4193		17	max	1750.485	4	-57.31	1	269.074	6	.006	6	.054	3	.149	4
4194			min	-811.384	3	-362.487	6	5.35	1	.002	1	-.047	4	-.134	3
4195		18	max	1750.485	4	-55.989	1	267.946	6	.006	6	.05	3	.18	4
4196			min	-811.384	3	-359.601	6	9.064	1	.002	1	-.05	4	-.116	3
4197		19	max	564.414	4	-84.711	1	488.776	2	-.003	9	.034	3	.223	8
4198			min	-444.954	3	-555.413	6	-1125.671	1	-.032	6	-.07	4	-.084	3
4199		20	max	14.455	2	264.479	6	444.103	3	.042	2	.007	2	.098	2
4200			min	-253.247	5	-.646	1	-865.273	4	-.022	1	-.081	5	-.071	1
4201	M144	1	max	3799.631	1	79.049	4	139.331	2	0	4	.211	5	.477	8
4202			min	-1500.778	2	-120.523	3	-191.715	1	-.008	7	.003	2	.15	3
4203		2	max	3799.631	1	82.763	4	140.653	2	0	4	.192	5	.478	6
4204			min	-1500.778	2	-124.238	3	-190.393	1	-.008	7	.015	2	.156	1
4205		3	max	3799.631	1	86.478	4	141.975	2	0	4	.173	5	.48	6
4206			min	-1500.778	2	-127.952	3	-189.072	1	-.008	7	.026	2	.136	1
4207		4	max	3799.631	1	90.192	4	143.296	2	0	4	.155	5	.482	6
4208			min	-1500.778	2	-131.666	3	-187.75	1	-.008	7	.038	2	.117	1
4209		5	max	3799.631	1	93.906	4	144.618	2	0	4	.141	8	.485	6
4210			min	-1500.778	2	-135.38	3	-186.428	1	-.008	7	.036	3	.097	1
4211		6	max	3799.631	1	97.62	4	145.939	2	0	4	.132	8	.488	6
4212			min	-1500.778	2	-139.095	3	-185.107	1	-.008	7	.02	3	.078	1
4213		7	max	3799.631	1	101.335	4	147.261	2	0	4	.123	8	.492	6
4214			min	-1500.778	2	-142.809	3	-183.785	1	-.008	7	.003	3	.059	1
4215		8	max	3799.631	1	105.049	4	148.583	2	0	4	.116	6	.496	6
4216			min	-1500.778	2	-146.523	3	-182.464	1	-.008	7	-.014	3	.04	1
4217		9	max	3799.631	1	108.763	4	149.904	2	0	4	.109	6	.5	6
4218			min	-1500.778	2	-150.237	3	-181.142	1	-.008	7	-.031	1	.021	1
4219		10	max	2108.831	1	277.674	5	14.405	2	0	3	.134	2	.454	6
4220			min	-1179.342	2	-43.462	2	-393.529	5	-.006	8	-.074	1	.017	1
4221		11	max	2108.831	1	277.674	5	15.727	2	0	3	.131	2	.397	6
4222			min	-1179.342	2	-43.462	2	-390.643	5	-.006	8	-.08	1	-.037	1
4223		12	max	2108.831	1	277.674	5	17.048	2	0	3	.128	2	.34	6
4224			min	-1179.342	2	-43.462	2	-387.757	5	-.006	8	-.085	1	-.092	1
4225		13	max	2108.831	1	277.674	5	18.37	2	0	3	.125	2	.31	2
4226			min	-1179.342	2	-43.462	2	-384.871	5	-.006	8	-.091	1	-.147	1
4227		14	max	2108.831	1	277.674	5	19.691	2	0	3	.123	2	.317	2
4228			min	-1179.342	2	-43.462	2	-381.985	5	-.006	8	-.097	1	-.201	1

Envelope Member Section Forces (Continued)

	Member	Sec		Axial[lb]	LC	y Shear[lb]	LC	z Shear[lb]	LC	Torque[k-...	LC	y-y Mome...	LC	z-z Mome...	LC
4229		15	max	2108.831	1	277.674	5	21.013	2	0	3	.12	2	.324	2
4230			min	-1179.342	2	-43.462	2	-379.099	5	-.006	8	-.102	1	-.255	1
4231		16	max	2108.831	1	277.674	5	22.335	2	0	3	.118	2	.331	2
4232			min	-1179.342	2	-43.462	2	-376.213	5	-.006	8	-.107	1	-.309	1
4233		17	max	2108.831	1	277.674	5	23.656	2	0	3	.116	2	.338	2
4234			min	-1179.342	2	-43.462	2	-373.327	5	-.006	8	-.112	1	-.363	1
4235		18	max	2108.831	1	277.674	5	24.978	2	0	3	.113	2	.346	2
4236			min	-1179.342	2	-43.462	2	-370.441	5	-.006	8	-.117	1	-.417	1
4237		19	max	1055.755	1	270.864	3	-56.844	2	.041	7	.114	2	.355	2
4238			min	-957.174	2	-1038.271	8	-548.243	5	-.014	4	-.157	1	-.488	1
4239		20	max	34.81	1	701.207	2	212.955	6	.021	4	.082	1	.018	2
4240			min	-260.48	6	-1120.208	1	-14.38	1	-.061	7	-.124	2	-.036	1
4241	M148	1	max	229.955	2	-34.493	4	475.335	1	.027	2	.366	6	-.218	1
4242			min	-1691.266	5	-542.898	7	-280.153	2	-.03	1	0	1	-.897	6
4243		2	max	230.715	2	-33.411	4	472.498	1	.027	2	.334	6	-.168	1
4244			min	-1691.497	5	-540.536	7	-277.316	2	-.03	1	.035	1	-.835	6
4245		3	max	231.475	2	-32.329	4	469.661	1	.027	2	.303	6	-.119	1
4246			min	-1691.728	5	-538.173	7	-274.479	2	-.03	1	.069	1	-.773	6
4247		4	max	232.235	2	-31.247	4	466.824	1	.027	2	.272	6	-.07	1
4248			min	-1691.959	5	-535.811	7	-271.642	2	-.03	1	.09	3	-.712	6
4249		5	max	-1.255	2	37.784	1	112.21	2	.011	5	.049	3	.027	1
4250			min	-553.093	5	-46.313	2	-50.453	1	-.003	2	-.063	4	-.396	6
4251		6	max	-.495	2	38.866	1	115.047	2	.011	5	.048	3	.019	1
4252			min	-553.324	5	-45.231	2	-53.29	1	-.003	2	-.057	4	-.385	6
4253		7	max	.265	2	39.948	1	117.883	2	.011	5	.047	3	.01	1
4254			min	-553.555	5	-44.149	2	-56.127	1	-.003	2	-.051	4	-.374	6
4255		8	max	1.025	2	41.03	1	120.72	2	.011	5	.046	3	.001	1
4256			min	-553.786	5	-43.067	2	-58.963	1	-.003	2	-.045	4	-.363	6
4257		9	max	1.785	2	42.112	1	123.557	2	.011	5	.045	3	-.008	1
4258			min	-554.017	5	-41.985	2	-61.8	1	-.003	2	-.039	4	-.352	6
4259		10	max	2.545	2	43.193	1	126.394	2	.011	5	.044	3	-.017	1
4260			min	-554.248	5	-40.903	2	-64.637	1	-.003	2	-.032	4	-.341	6
4261		11	max	3.306	2	44.275	1	129.231	2	.011	5	.044	3	-.027	1
4262			min	-554.478	5	-39.822	2	-67.474	1	-.003	2	-.026	4	-.33	6
4263		12	max	4.066	2	45.357	1	132.068	2	.011	5	.043	3	-.037	1
4264			min	-554.709	5	-38.74	2	-70.311	1	-.003	2	-.019	4	-.32	6
4265		13	max	4.826	2	46.439	1	134.905	2	.011	5	.05	7	-.047	1
4266			min	-554.94	5	-37.658	2	-73.148	1	-.003	2	-.013	4	-.311	7
4267		14	max	-57.605	3	-1.509	1	251.914	5	-.003	4	.04	2	-.038	1
4268			min	-206.3	8	-247.567	6	77.538	4	-.021	7	-.031	1	-.266	7
4269		15	max	-58.365	3	-.427	1	251.052	5	-.003	4	.034	2	-.03	1
4270			min	-206.069	8	-245.205	6	77.334	4	-.021	7	-.023	1	-.223	6
4271		16	max	-59.125	3	.655	1	250.191	5	-.003	4	.028	2	-.023	1
4272			min	-205.838	8	-242.842	6	77.131	4	-.021	7	-.015	1	-.18	6
4273		17	max	-59.885	3	1.736	1	250.24	7	-.003	4	.026	6	-.016	1
4274			min	-205.607	8	-240.48	6	76.927	4	-.021	7	-.008	1	-.136	6
4275		18	max	-60.645	3	2.818	1	250.302	7	-.003	4	.026	6	-.009	1
4276			min	-205.573	5	-238.117	6	76.723	4	-.021	7	0	1	-.093	6
4277		19	max	-61.406	3	3.9	1	250.364	7	-.003	4	.028	7	-.003	1
4278			min	-205.804	5	-235.755	6	74.314	1	-.021	7	.005	4	-.05	7
4279		20	max	-62.166	3	4.982	1	250.425	7	-.003	4	.03	5	.005	4
4280			min	-206.035	5	-233.392	6	71.477	1	-.021	7	.009	2	-.009	3

Envelope Member Section Forces (Continued)

	Member	Sec		Axial[lb]	LC	y Shear[lb]	LC	z Shear[lb]	LC	Torque[k-...	LC	y-y Mome...	LC	z-z Mome...	LC
4281	M150	1	max	204.119	3	254.222	6	36.074	1	.021	4	.355	7	.925	7
4282			min	-1632.109	8	-61.12	1	-383.188	6	-.01	3	.069	4	.213	4
4283		2	max	204.879	3	254.284	6	37.156	1	.021	4	.34	7	.876	7
4284			min	-1632.34	8	-61.324	1	-380.826	6	-.01	3	.075	4	.198	4
4285		3	max	205.639	3	254.346	6	38.238	1	.021	4	.326	7	.827	7
4286			min	-1632.571	8	-61.528	1	-378.463	6	-.01	3	.081	4	.182	4
4287		4	max	206.399	3	254.408	6	39.32	1	.021	4	.311	7	.778	7
4288			min	-1632.802	8	-61.731	1	-376.101	6	-.01	3	.087	4	.167	4
4289		5	max	263.683	3	131.192	7	46.887	1	0	3	.09	2	.442	6
4290			min	-592.804	4	-33.727	4	-71.153	2	-.013	8	-.098	1	.019	1
4291		6	max	264.443	3	132.053	7	47.969	1	0	3	.089	2	.428	6
4292			min	-593.564	4	-36.564	4	-70.071	2	-.013	8	-.092	1	.021	1
4293		7	max	265.203	3	132.915	7	49.051	1	0	3	.088	2	.414	6
4294			min	-594.324	4	-39.401	4	-68.99	2	-.013	8	-.086	1	.024	1
4295		8	max	265.964	3	133.776	7	50.133	1	0	3	.087	2	.4	6
4296			min	-595.085	4	-42.237	4	-67.908	2	-.013	8	-.08	1	.026	1
4297		9	max	266.724	3	134.638	7	51.215	1	0	3	.087	2	.387	6
4298			min	-595.845	4	-45.074	4	-66.826	2	-.013	8	-.073	1	.029	1
4299		10	max	267.484	3	135.499	7	52.296	1	0	3	.086	2	.373	6
4300			min	-596.605	4	-47.911	4	-65.744	2	-.013	8	-.067	1	.032	1
4301		11	max	268.244	3	136.361	7	53.378	1	0	3	.086	2	.36	6
4302			min	-597.365	4	-50.748	4	-64.662	2	-.013	8	-.06	1	.035	1
4303		12	max	269.004	3	137.222	7	54.46	1	0	3	.085	2	.347	6
4304			min	-598.125	4	-53.585	4	-63.58	2	-.013	8	-.054	1	.038	1
4305		13	max	269.764	3	138.084	7	55.542	1	0	3	.085	2	.335	6
4306			min	-598.885	4	-56.422	4	-62.498	2	-.013	8	-.047	1	.041	1
4307		14	max	15.628	3	272.414	8	1.91	1	.018	6	.071	2	.286	6
4308			min	-217.421	8	-1.841	3	-281.497	6	-.002	1	-.053	1	.04	1
4309		15	max	16.388	3	271.553	8	2.992	1	.018	6	.06	2	.239	6
4310			min	-217.652	8	.996	3	-279.135	6	-.002	1	-.043	1	.031	1
4311		16	max	17.148	3	270.691	8	4.074	1	.018	6	.05	2	.192	6
4312			min	-217.883	8	3.833	3	-276.772	6	-.002	1	-.033	1	.021	1
4313		17	max	17.908	3	269.83	8	5.156	1	.018	6	.041	2	.146	6
4314			min	-218.114	8	6.67	3	-274.41	6	-.002	1	-.023	1	.012	1
4315		18	max	18.669	3	268.968	8	6.237	1	.018	6	.031	2	.1	6
4316			min	-218.345	8	9.507	3	-272.047	6	-.002	1	-.013	1	.003	1
4317		19	max	19.429	3	268.107	8	7.319	1	.018	6	.028	6	.054	6
4318			min	-218.576	8	12.344	3	-269.685	6	-.002	1	-.003	1	-.006	1
4319		20	max	20.189	3	267.245	8	8.401	1	.018	6	.028	8	.018	2
4320			min	-218.806	8	15.181	3	-267.322	6	-.002	1	0	3	-.015	1
4321	M188	1	max	3871.314	2	134.124	1	-15.599	4	.008	7	.208	6	-.101	4
4322			min	-1577.514	1	-165.37	2	-71.342	7	-.001	4	-.006	1	-.486	7
4323		2	max	3871.314	2	135.445	1	-11.885	4	.008	7	.192	6	-.105	4
4324			min	-1577.514	1	-164.048	2	-72.47	7	-.001	4	.006	1	-.488	7
4325		3	max	3871.314	2	136.767	1	-8.171	4	.008	7	.176	6	-.109	4
4326			min	-1577.514	1	-162.727	2	-73.598	7	-.001	4	.019	1	-.491	7
4327		4	max	3871.314	2	138.088	1	-4.457	4	.008	7	.161	6	-.113	4
4328			min	-1577.514	1	-161.405	2	-74.725	7	-.001	4	.031	1	-.494	7
4329		5	max	3871.314	2	139.41	1	-.742	4	.008	7	.145	6	-.116	4
4330			min	-1577.514	1	-160.083	2	-75.853	7	-.001	4	.044	1	-.498	7
4331		6	max	3871.314	2	140.731	1	2.972	4	.008	7	.138	5	-.119	4
4332			min	-1577.514	1	-158.762	2	-76.981	7	-.001	4	.042	2	-.505	5

Envelope Member Section Forces (Continued)

	Member	Sec		Axial[lb]	LC	y Shear[lb]	LC	z Shear[lb]	LC	Torque[k-...	LC	y-y Mome...	LC	z-z Mome...	LC
4333		7	max	3871.314	2	142.053	1	6.686	4	.008	7	.132	5	-.107	2
4334			min	-1577.514	1	-157.44	2	-78.109	7	-.001	4	.021	2	-.512	5
4335		8	max	3871.314	2	143.375	1	10.4	4	.008	7	.128	5	-.093	2
4336			min	-1577.514	1	-156.119	2	-79.237	7	-.001	4	.002	2	-.521	5
4337		9	max	3871.314	2	144.696	1	14.115	4	.008	7	.123	5	-.079	2
4338			min	-1577.514	1	-154.797	2	-80.365	7	-.001	4	-.018	2	-.529	5
4339		10	max	2227.095	2	-59.121	1	283.376	6	.006	6	.114	1	-.075	4
4340			min	-1287.786	1	-389.667	6	-36.614	1	.002	1	-.048	2	-.464	7
4341		11	max	2227.095	2	-57.8	1	283.376	6	.006	6	.104	1	-.054	2
4342			min	-1287.786	1	-386.781	6	-36.614	1	.002	1	-.047	2	-.403	5
4343		12	max	2227.095	2	-56.478	1	283.376	6	.006	6	.094	1	-.007	2
4344			min	-1287.786	1	-383.895	6	-36.614	1	.002	1	-.046	2	-.343	5
4345		13	max	2227.095	2	-55.157	1	283.376	6	.006	6	.083	1	.04	2
4346			min	-1287.786	1	-381.01	6	-36.614	1	.002	1	-.045	2	-.283	5
4347		14	max	2227.095	2	-53.835	1	283.376	6	.006	6	.074	1	.087	2
4348			min	-1287.786	1	-378.124	6	-36.614	1	.002	1	-.043	2	-.223	5
4349		15	max	2227.095	2	-52.513	1	283.376	6	.006	6	.064	1	.133	2
4350			min	-1287.786	1	-375.238	6	-36.614	1	.002	1	-.041	2	-.213	1
4351		16	max	2227.095	2	-51.192	1	283.376	6	.006	6	.054	1	.18	2
4352			min	-1287.786	1	-372.352	6	-36.614	1	.002	1	-.04	2	-.212	1
4353		17	max	2227.095	2	-49.87	1	283.376	6	.006	6	.045	1	.226	2
4354			min	-1287.786	1	-369.466	6	-36.614	1	.002	1	-.038	2	-.21	1
4355		18	max	2227.095	2	-48.549	1	283.376	6	.006	6	.036	1	.272	2
4356			min	-1287.786	1	-366.58	6	-36.614	1	.002	1	-.036	2	-.209	1
4357		19	max	1065.208	2	-108.064	4	404.838	3	-.004	2	.012	1	.315	2
4358			min	-947.552	1	-551.41	7	-1041.585	4	-.032	7	-.064	6	-.192	1
4359		20	max	-14.57	3	263.591	7	595.022	1	.04	3	.024	2	.082	3
4360			min	-248.042	8	4.989	4	-1016.483	2	-.02	4	-.09	5	-.054	4
4361	M222	1	max	3722.025	8	22.411	2	116.8	3	0	2	.208	8	.479	5
4362			min	-1116.988	3	-65.131	5	-168.559	4	-.008	5	.017	3	.146	2
4363		2	max	3722.025	8	26.126	2	118.121	3	0	2	.19	8	.479	7
4364			min	-1116.988	3	-66.398	1	-167.237	4	-.008	5	.025	3	.144	2
4365		3	max	3722.025	8	29.84	2	119.443	3	0	2	.172	8	.481	7
4366			min	-1116.988	3	-70.112	1	-165.916	4	-.008	5	.033	3	.133	4
4367		4	max	3722.025	8	33.554	2	120.764	3	0	2	.155	8	.483	7
4368			min	-1116.988	3	-73.827	1	-164.594	4	-.008	5	.042	3	.114	4
4369		5	max	3722.025	8	37.268	2	122.086	3	0	2	.139	6	.486	7
4370			min	-1116.988	3	-77.541	1	-163.272	4	-.008	5	.048	9	.097	4
4371		6	max	3722.025	8	40.983	2	123.408	3	0	2	.13	7	.489	7
4372			min	-1116.988	3	-81.255	1	-161.951	4	-.008	5	.034	4	.079	4
4373		7	max	3722.025	8	44.697	2	124.729	3	0	2	.122	7	.492	7
4374			min	-1116.988	3	-84.969	1	-160.629	4	-.008	5	.017	4	.061	4
4375		8	max	3722.025	8	48.411	2	126.051	3	0	2	.114	7	.495	7
4376			min	-1116.988	3	-88.684	1	-159.308	4	-.008	5	0	4	.044	4
4377		9	max	3722.025	8	52.125	2	127.372	3	0	2	.106	7	.499	7
4378			min	-1116.988	3	-92.398	1	-157.986	4	-.008	5	-.017	4	.026	4
4379		10	max	1853.475	4	271.645	8	-24.623	3	0	1	.112	3	.453	7
4380			min	-924.025	3	-9.918	3	-386.237	8	-.006	6	-.051	4	.026	4
4381		11	max	1853.475	4	271.645	8	-23.302	3	0	1	.109	3	.394	7
4382			min	-924.025	3	-9.918	3	-383.351	8	-.006	6	-.057	4	-.021	4
4383		12	max	1853.475	4	271.645	8	-21.98	3	0	1	.105	3	.336	7
4384			min	-924.025	3	-9.918	3	-380.465	8	-.006	6	-.062	4	-.068	4

Envelope Member Section Forces (Continued)

	Member	Sec		Axial[lb]	LC	y Shear[lb]	LC	z Shear[lb]	LC	Torque[k-...	LC	y-y Mome...	LC	z-z Mome...	LC
4385		13	max	1853.475	4	271.645	8	-20.658	3	0	1	.102	3	.279	3
4386			min	-924.025	3	-9.918	3	-377.579	8	-.006	6	-.067	4	-.114	4
4387		14	max	1853.475	4	271.645	8	-19.337	3	0	1	.098	3	.278	3
4388			min	-924.025	3	-9.918	3	-374.693	8	-.006	6	-.072	4	-.161	4
4389		15	max	1853.475	4	271.645	8	-18.015	3	0	1	.095	3	.277	3
4390			min	-924.025	3	-9.918	3	-371.808	8	-.006	6	-.077	4	-.207	4
4391		16	max	1853.475	4	271.645	8	-16.694	3	0	1	.092	3	.276	3
4392			min	-924.025	3	-9.918	3	-368.922	8	-.006	6	-.081	4	-.253	4
4393		17	max	1853.475	4	271.645	8	-15.372	3	0	1	.09	3	.275	3
4394			min	-924.025	3	-9.918	3	-366.036	8	-.006	6	-.086	4	-.299	4
4395		18	max	1853.475	4	271.645	8	-14.05	3	0	1	.087	3	.275	3
4396			min	-924.025	3	-9.918	3	-363.15	8	-.006	6	-.09	4	-.345	4
4397		19	max	752.577	4	727.189	1	-101.32	3	.056	1	.081	3	.27	3
4398			min	-655.678	3	-1377.809	2	-539.91	8	-.03	2	-.123	4	-.402	4
4399		20	max	78.062	1	543.889	3	210.154	7	.038	2	.053	4	.073	2
4400			min	-265.872	6	-962.47	4	1.526	4	-.071	1	-.095	3	-.091	1
4401	M226	1	max	154.903	3	-23.47	2	339.847	4	.022	3	.361	7	-.21	4
4402			min	-1678.357	8	-544.07	5	-143.893	3	-.025	4	.026	4	-.899	7
4403		2	max	155.663	3	-22.388	2	337.01	4	.022	3	.332	7	-.17	4
4404			min	-1678.588	8	-541.708	5	-141.057	3	-.025	4	.047	4	-.835	7
4405		3	max	156.423	3	-21.306	2	334.173	4	.022	3	.303	7	-.132	4
4406			min	-1678.819	8	-539.345	5	-138.22	3	-.025	4	.068	4	-.771	7
4407		4	max	157.183	3	-20.224	2	331.336	4	.022	3	.275	7	-.093	4
4408			min	-1679.05	8	-536.983	5	-135.383	3	-.025	4	.084	9	-.708	7
4409		5	max	161.987	1	26.307	4	105.989	7	.011	8	.042	1	-.008	4
4410			min	-555.373	6	-35.016	3	-33.543	4	-.002	3	-.056	2	-.39	7
4411		6	max	161.227	1	27.389	4	106.851	7	.011	8	.046	1	-.013	4
4412			min	-555.142	6	-33.934	3	-36.38	4	-.002	3	-.055	2	-.379	7
4413		7	max	160.466	1	28.471	4	107.712	7	.011	8	.05	1	-.019	4
4414			min	-554.911	6	-32.852	3	-39.217	4	-.002	3	-.054	2	-.369	7
4415		8	max	159.706	1	29.553	4	108.574	7	.011	8	.054	1	-.025	4
4416			min	-554.68	6	-31.771	3	-42.054	4	-.002	3	-.053	2	-.358	7
4417		9	max	158.946	1	30.635	4	109.435	7	.011	8	.058	1	-.032	4
4418			min	-554.449	6	-30.689	3	-44.891	4	-.002	3	-.051	2	-.348	7
4419		10	max	158.186	1	31.716	4	110.297	7	.011	8	.062	1	-.039	4
4420			min	-554.494	8	-29.607	3	-47.727	4	-.002	3	-.05	2	-.337	7
4421		11	max	157.426	1	32.798	4	112.409	3	.011	8	.066	1	-.046	4
4422			min	-554.725	8	-28.525	3	-50.564	4	-.002	3	-.048	2	-.327	7
4423		12	max	156.666	1	33.88	4	115.246	3	.011	8	.07	1	-.053	4
4424			min	-554.956	8	-27.443	3	-53.401	4	-.002	3	-.047	2	-.317	7
4425		13	max	155.905	1	34.962	4	118.083	3	.011	8	.075	1	-.061	4
4426			min	-555.186	8	-26.361	3	-56.238	4	-.002	3	-.045	2	-.307	7
4427		14	max	36.475	1	-16.438	4	262.093	6	-.002	2	.065	1	-.052	4
4428			min	-223.401	6	-244.977	7	10.456	1	-.021	5	-.056	2	-.264	7
4429		15	max	35.715	1	-15.356	4	262.031	6	-.002	2	.055	1	-.042	4
4430			min	-223.17	6	-242.614	7	10.66	1	-.021	5	-.044	2	-.221	7
4431		16	max	34.955	1	-14.274	4	261.97	6	-.002	2	.044	1	-.032	4
4432			min	-222.939	6	-240.252	7	10.864	1	-.021	5	-.032	2	-.178	7
4433		17	max	34.195	1	-13.192	4	261.908	6	-.002	2	.034	1	-.022	4
4434			min	-222.708	6	-237.889	7	11.067	1	-.021	5	-.019	2	-.135	7
4435		18	max	33.434	1	-12.11	4	261.846	6	-.002	2	.027	5	-.013	4
4436			min	-222.477	6	-235.527	7	11.271	1	-.021	5	-.007	2	-.093	7

Envelope Member Section Forces (Continued)

	Member	Sec		Axial[lb]	LC	y Shear[lb]	LC	z Shear[lb]	LC	Torque[k-...	LC	y-y Mome...	LC	z-z Mome...	LC
4437		19	max	32.674	1	-11.028	4	261.784	6	-.002	2	.028	5	-.004	4
4438			min	-222.246	6	-233.164	7	11.475	1	-.021	5	.005	2	-.05	5
4439		20	max	31.914	1	-9.946	4	261.722	6	-.002	2	.031	6	.013	2
4440			min	-222.016	6	-230.802	7	11.678	1	-.021	5	.004	1	-.017	1
4441	M228	1	max	234.983	1	255.518	7	31.09	4	.025	2	.352	5	.922	7
4442			min	-1637.919	6	-66.562	4	-382.832	7	-.014	1	.082	2	.221	4
4443		2	max	235.743	1	255.58	7	32.172	4	.025	2	.337	5	.871	5
4444			min	-1638.15	6	-66.766	4	-380.47	7	-.014	1	.09	2	.221	2
4445		3	max	236.503	1	255.642	7	33.254	4	.025	2	.322	5	.821	5
4446			min	-1638.381	6	-66.97	4	-378.107	7	-.014	1	.098	2	.21	2
4447		4	max	237.263	1	255.704	7	34.336	4	.025	2	.308	5	.771	5
4448			min	-1638.612	6	-67.173	4	-375.745	7	-.014	1	.098	3	.199	2
4449		5	max	-1.665	1	122.72	5	43.459	4	0	1	.081	3	.44	7
4450			min	-505.032	6	11.404	2	-67.696	3	-.014	6	-.089	4	.028	4
4451		6	max	-.905	1	123.582	5	44.541	4	0	1	.08	3	.426	7
4452			min	-505.263	6	8.567	2	-66.614	3	-.014	6	-.084	4	.03	4
4453		7	max	-.145	1	124.443	5	45.623	4	0	1	.08	3	.412	7
4454			min	-505.494	6	5.73	2	-65.532	3	-.014	6	-.078	4	.032	4
4455		8	max	.616	1	125.305	5	46.705	4	0	1	.079	3	.399	7
4456			min	-505.724	6	2.893	2	-64.451	3	-.014	6	-.072	4	.034	4
4457		9	max	1.376	1	126.166	5	47.786	4	0	1	.079	3	.385	7
4458			min	-505.955	6	.057	2	-63.369	3	-.014	6	-.066	4	.037	4
4459		10	max	2.136	1	127.028	5	48.868	4	0	1	.079	3	.372	7
4460			min	-506.186	6	-2.78	2	-62.287	3	-.014	6	-.06	4	.039	4
4461		11	max	2.896	1	127.889	5	49.95	4	0	1	.079	3	.359	7
4462			min	-506.417	6	-5.617	2	-61.205	3	-.014	6	-.054	4	.042	4
4463		12	max	3.656	1	128.751	5	51.032	4	0	1	.079	3	.346	7
4464			min	-506.648	6	-8.454	2	-60.123	3	-.014	6	-.048	4	.045	4
4465		13	max	4.416	1	129.612	5	52.114	4	0	1	.079	3	.333	7
4466			min	-506.879	6	-11.291	2	-59.041	3	-.014	6	-.041	4	.048	4
4467		14	max	-23.663	3	259.375	6	-4.58	4	.018	7	.066	3	.285	7
4468			min	-207.097	8	68.573	1	-280.473	7	0	4	-.048	4	.045	4
4469		15	max	-24.423	3	258.513	6	-3.498	4	.018	7	.057	3	.238	7
4470			min	-206.866	8	71.41	1	-278.11	7	0	4	-.039	4	.035	4
4471		16	max	-25.183	3	257.652	6	-2.416	4	.018	7	.047	3	.191	7
4472			min	-206.635	8	74.247	1	-275.748	7	0	4	-.03	4	.025	4
4473		17	max	-25.944	3	256.791	6	-1.334	4	.018	7	.038	3	.145	7
4474			min	-206.404	8	76.875	3	-273.385	7	0	4	-.02	4	.016	4
4475		18	max	-26.704	3	255.929	6	-.252	4	.018	7	.03	7	.099	7
4476			min	-206.434	6	77.078	3	-271.023	7	0	4	-.011	4	.006	4
4477		19	max	-27.464	3	255.068	6	.83	4	.018	7	.028	7	.053	7
4478			min	-206.665	6	77.282	3	-268.66	7	0	4	-.001	4	-.004	4
4479		20	max	-28.224	3	254.206	6	1.912	4	.018	7	.027	6	.016	3
4480			min	-206.895	6	77.486	3	-266.298	7	0	4	.006	1	-.013	4
4481	M266	1	max	3922.156	3	117.84	4	61.894	2	.008	5	.21	7	-.153	10
4482			min	-1626.63	4	-149.522	3	-110.68	1	0	2	-.013	4	-.474	5
4483		2	max	3922.156	3	119.162	4	65.608	2	.008	5	.193	7	-.154	2
4484			min	-1626.63	4	-148.2	3	-114.394	1	0	2	.002	4	-.479	5
4485		3	max	3922.156	3	120.483	4	69.322	2	.008	5	.177	7	-.146	2
4486			min	-1626.63	4	-146.879	3	-118.109	1	0	2	.016	4	-.484	5
4487		4	max	3922.156	3	121.805	4	73.036	2	.008	5	.161	7	-.137	2
4488			min	-1626.63	4	-145.557	3	-121.823	1	0	2	.031	4	-.49	8

Envelope Member Section Forces (Continued)

	Member	Sec		Axial[lb]	LC	y Shear[lb]	LC	z Shear[lb]	LC	Torque[k-...	LC	y-y Mome...	LC	z-z Mome...	LC
4489		5	max	3922.156	3	123.126	4	76.75	2	.008	5	.147	6	-.128	2
4490			min	-1626.63	4	-144.236	3	-125.537	1	0	2	.042	1	-.496	8
4491		6	max	3922.156	3	124.448	4	80.465	2	.008	5	.14	6	-.119	2
4492			min	-1626.63	4	-142.914	3	-129.251	1	0	2	.027	1	-.502	8
4493		7	max	3922.156	3	125.77	4	84.179	2	.008	5	.134	8	-.109	2
4494			min	-1626.63	4	-141.593	3	-132.965	1	0	2	.012	1	-.509	8
4495		8	max	3922.156	3	127.091	4	87.893	2	.008	5	.129	8	-.099	2
4496			min	-1626.63	4	-140.271	3	-136.68	1	0	2	-.007	3	-.517	8
4497		9	max	3922.156	3	128.413	4	91.607	2	.008	5	.125	8	-.089	2
4498			min	-1626.63	4	-138.949	3	-140.394	1	0	2	-.029	3	-.524	8
4499		10	max	2301.756	3	-76.434	4	282.102	7	.006	6	.113	8	-.108	2
4500			min	-1361.928	4	-386.921	7	-28.058	4	.002	4	-.046	3	-.46	8
4501		11	max	2301.756	3	-75.113	4	282.102	7	.006	6	.1	4	-.078	3
4502			min	-1361.928	4	-384.035	7	-28.058	4	.002	4	-.044	3	-.399	8
4503		12	max	2301.756	3	-73.791	4	282.102	7	.006	6	.089	4	-.034	3
4504			min	-1361.928	4	-381.149	7	-28.058	4	.002	4	-.042	3	-.338	8
4505		13	max	2301.756	3	-72.469	4	282.102	7	.006	6	.078	4	.01	3
4506			min	-1361.928	4	-378.263	7	-28.058	4	.002	4	-.04	3	-.278	8
4507		14	max	2301.756	3	-71.148	4	282.102	7	.006	6	.067	4	.054	3
4508			min	-1361.928	4	-375.377	7	-28.058	4	.002	4	-.037	3	-.218	8
4509		15	max	2301.756	3	-69.826	4	282.102	7	.006	6	.057	4	.098	3
4510			min	-1361.928	4	-372.491	7	-28.058	4	.002	4	-.034	3	-.178	4
4511		16	max	2301.756	3	-68.505	4	282.102	7	.006	6	.046	4	.142	3
4512			min	-1361.928	4	-369.605	7	-28.058	4	.002	4	-.032	3	-.173	4
4513		17	max	2301.756	3	-67.183	4	282.102	7	.006	6	.036	4	.185	3
4514			min	-1361.928	4	-366.719	7	-28.058	4	.002	4	-.029	3	-.169	4
4515		18	max	2301.756	3	-65.861	4	282.102	7	.006	6	.026	4	.228	3
4516			min	-1361.928	4	-363.833	7	-28.058	4	.002	4	-.026	3	-.165	4
4517		19	max	1276.106	3	-148.845	2	167.086	4	.005	9	.007	2	.27	3
4518			min	-1157.163	4	-543.502	5	-998.33	7	-.032	5	-.062	7	-.146	4
4519		20	max	-75.497	10	264.624	5	571.701	4	.039	5	.024	2	.044	5
4520			min	-238.848	8	-.926	2	-993.628	3	-.018	2	-.088	8	.003	4
4521	M300	1	max	3677.67	6	46.968	1	70.091	1	.001	3	.208	6	.492	5
4522			min	-892.141	1	-87.978	2	-122.362	2	-.008	8	.019	1	.091	2
4523		2	max	3677.67	6	46.968	1	71.413	1	.001	3	.189	6	.491	5
4524			min	-892.141	1	-87.978	2	-121.041	2	-.008	8	.03	3	.087	2
4525		3	max	3677.67	6	50.197	3	72.735	1	.001	3	.17	6	.49	5
4526			min	-892.141	1	-90.672	4	-119.719	2	-.008	8	.037	3	.084	2
4527		4	max	3677.67	6	53.911	3	74.056	1	.001	3	.153	8	.489	5
4528			min	-892.141	1	-94.386	4	-118.398	2	-.008	8	.044	3	.08	2
4529		5	max	3677.67	6	57.625	3	75.378	1	.001	3	.142	5	.489	5
4530			min	-892.141	1	-98.1	4	-117.076	2	-.008	8	.031	2	.077	2
4531		6	max	3677.67	6	61.339	3	76.699	1	.001	3	.135	5	.489	5
4532			min	-892.141	1	-101.814	4	-115.754	2	-.008	8	.009	2	.074	2
4533		7	max	3677.67	6	65.054	3	78.021	1	.001	3	.127	5	.49	5
4534			min	-892.141	1	-105.529	4	-114.433	2	-.008	8	-.013	2	.071	2
4535		8	max	3677.67	6	68.768	3	79.343	1	.001	3	.12	5	.491	5
4536			min	-892.141	1	-109.243	4	-113.111	2	-.008	8	-.035	2	.068	2
4537		9	max	3677.67	6	72.482	3	80.664	1	.001	3	.125	1	.492	5
4538			min	-892.141	1	-112.957	4	-111.79	2	-.008	8	-.057	2	.066	2
4539		10	max	1636.503	2	262.925	8	-66.218	1	0	4	.102	5	.458	5
4540			min	-707.385	1	12.575	3	-378.448	6	-.006	7	-.03	2	-.005	2

Envelope Member Section Forces (Continued)

	Member	Sec		Axial[lb]	LC	y Shear[lb]	LC	z Shear[lb]	LC	Torque[k-...	LC	y-y Mome...	LC	z-z Mome...	LC
4541		11	max	1636.503	2	261.797	8	-64.897	1	0	4	.092	1	.397	5
4542			min	-707.385	1	16.289	3	-375.563	6	-.006	7	-.04	2	-.038	2
4543		12	max	1636.503	2	260.669	8	-63.575	1	0	4	.093	1	.336	5
4544			min	-707.385	1	20.003	3	-372.677	6	-.006	7	-.05	2	-.072	2
4545		13	max	1636.503	2	259.541	8	-62.253	1	0	4	.094	1	.276	5
4546			min	-707.385	1	23.717	3	-369.791	6	-.006	7	-.059	2	-.105	2
4547		14	max	1636.503	2	258.413	8	-60.932	1	0	4	.095	1	.255	1
4548			min	-707.385	1	27.432	3	-366.905	6	-.006	7	-.069	2	-.138	2
4549		15	max	1636.503	2	257.285	8	-59.61	1	0	4	.096	1	.241	1
4550			min	-707.385	1	31.146	3	-364.019	6	-.006	7	-.078	2	-.171	2
4551		16	max	1636.503	2	256.162	6	-58.289	1	0	4	.098	1	.227	1
4552			min	-707.385	1	34.86	3	-361.133	6	-.006	7	-.087	2	-.204	2
4553		17	max	1636.503	2	256.162	6	-56.967	1	0	4	.099	1	.213	1
4554			min	-707.385	1	38.574	3	-358.247	6	-.006	7	-.096	2	-.237	2
4555		18	max	1636.503	2	256.162	6	-55.645	1	0	4	.101	1	.199	1
4556			min	-707.385	1	42.289	3	-355.361	6	-.006	7	-.104	2	-.27	2
4557		19	max	427.28	2	586.205	4	-99.575	3	.052	4	.1	1	.178	1
4558			min	-328.402	1	-1238.222	3	-541.083	8	-.026	3	-.142	2	-.31	2
4559		20	max	71.789	4	521.326	1	208.939	5	.031	3	.019	4	.062	3
4560			min	-265.231	7	-939.953	2	6.953	2	-.065	4	-.066	5	-.08	4
4561	M304	1	max	219.371	1	-57.833	3	373.509	2	.021	1	.364	5	-.184	2
4562			min	-1689.433	6	-538.429	8	-178.188	1	-.024	2	.007	2	-.903	5
4563		2	max	220.131	1	-56.752	3	370.672	2	.021	1	.335	5	-.139	2
4564			min	-1689.663	6	-536.067	8	-175.351	1	-.024	2	.029	2	-.841	5
4565		3	max	220.891	1	-55.67	3	367.835	2	.021	1	.306	5	-.096	2
4566			min	-1689.894	6	-533.704	8	-172.514	1	-.024	2	.051	2	-.778	5
4567		4	max	221.652	1	-54.588	3	364.999	2	.021	1	.278	5	-.052	2
4568			min	-1690.125	6	-531.342	8	-169.677	1	-.024	2	.073	2	-.715	5
4569		5	max	299.943	1	16.024	3	149.568	1	.01	6	.038	4	-.008	2
4570			min	-663.385	2	-25.039	4	-87.635	2	-.001	1	-.052	3	-.39	5
4571		6	max	300.704	1	17.106	3	152.405	1	.01	6	.041	4	-.018	2
4572			min	-664.145	2	-23.958	4	-90.471	2	-.001	1	-.051	3	-.378	5
4573		7	max	301.464	1	18.187	3	155.242	1	.01	6	.044	4	-.027	2
4574			min	-664.905	2	-22.876	4	-93.308	2	-.001	1	-.049	3	-.367	5
4575		8	max	302.224	1	19.269	3	158.079	1	.01	6	.048	4	-.037	2
4576			min	-665.665	2	-21.794	4	-96.145	2	-.001	1	-.047	3	-.356	5
4577		9	max	302.984	1	20.351	3	160.916	1	.01	6	.051	4	-.048	2
4578			min	-666.426	2	-20.712	4	-98.982	2	-.001	1	-.045	3	-.344	5
4579		10	max	303.744	1	21.433	3	163.752	1	.01	6	.055	4	-.058	2
4580			min	-667.186	2	-19.63	4	-101.819	2	-.001	1	-.043	3	-.333	5
4581		11	max	304.504	1	22.515	3	166.589	1	.01	6	.058	4	-.07	2
4582			min	-667.946	2	-18.548	4	-104.656	2	-.001	1	-.041	3	-.322	5
4583		12	max	305.264	1	23.597	3	169.426	1	.01	6	.062	4	-.081	2
4584			min	-668.706	2	-17.466	4	-107.493	2	-.001	1	-.039	3	-.312	5
4585		13	max	306.025	1	24.679	3	172.263	1	.01	6	.066	4	-.093	3
4586			min	-669.466	2	-16.384	4	-110.329	2	-.001	1	-.036	3	-.303	8
4587		14	max	17.18	4	-18.783	2	268.235	6	-.002	3	.071	1	-.087	2
4588			min	-220.306	7	-244.418	5	6.505	1	-.021	8	-.062	2	-.259	8
4589		15	max	16.42	4	-17.701	2	267.374	6	-.002	3	.059	1	-.07	2
4590			min	-220.237	6	-242.056	5	9.342	1	-.021	8	-.048	2	-.217	8
4591		16	max	15.66	4	-16.62	2	266.512	6	-.002	3	.047	1	-.053	2
4592			min	-220.468	6	-239.693	5	12.179	1	-.021	8	-.034	2	-.175	8

Envelope Member Section Forces (Continued)

	Member	Sec		Axial[lb]	LC	y Shear[lb]	LC	z Shear[lb]	LC	Torque[k-...	LC	y-y Mome...	LC	z-z Mome...	LC
4593		17	max	14.9	4	-15.538	2	265.651	6	-.002	3	.035	1	-.037	2
4594			min	-220.699	6	-237.331	5	15.016	1	-.021	8	-.02	2	-.133	8
4595		18	max	14.14	4	-14.456	2	264.789	6	-.002	3	.027	5	-.021	2
4596			min	-220.93	6	-234.968	5	17.853	1	-.021	8	-.007	2	-.092	8
4597		19	max	13.38	4	-13.374	2	263.928	6	-.002	3	.028	8	-.005	3
4598			min	-221.161	6	-232.606	5	20.69	1	-.021	8	.005	3	-.05	8
4599		20	max	13.351	1	-12.292	2	263.066	6	-.002	3	.032	6	.012	3
4600			min	-221.392	6	-230.244	5	23.527	1	-.021	8	.002	1	-.015	4
4601	M306	1	max	201.074	4	257.276	5	49.085	2	.024	3	.35	8	.923	5
4602			min	-1631.534	7	-76.01	2	-385.75	5	-.013	4	.094	3	.214	2
4603		2	max	201.834	4	257.338	5	50.167	2	.024	3	.335	8	.869	8
4604			min	-1631.765	7	-76.214	2	-383.387	5	-.013	4	.1	3	.225	2
4605		3	max	202.595	4	257.4	5	51.249	2	.024	3	.321	8	.818	8
4606			min	-1631.996	7	-76.418	2	-381.025	5	-.013	4	.106	3	.227	3
4607		4	max	203.355	4	257.461	5	52.331	2	.024	3	.307	8	.768	8
4608			min	-1632.227	7	-76.621	2	-378.662	5	-.013	4	.104	1	.218	3
4609		5	max	22.157	4	122.39	8	44.304	2	0	4	.083	1	.441	5
4610			min	-508.443	7	12.806	3	-68.687	1	-.014	7	-.092	2	.025	2
4611		6	max	22.917	4	123.251	8	45.386	2	0	4	.079	1	.427	5
4612			min	-508.674	7	9.969	3	-67.605	1	-.014	7	-.082	2	.024	2
4613		7	max	23.678	4	124.113	8	46.468	2	0	4	.075	1	.414	5
4614			min	-508.904	7	7.133	3	-66.523	1	-.014	7	-.073	2	.022	2
4615		8	max	24.438	4	124.974	8	47.55	2	0	4	.071	1	.401	5
4616			min	-509.135	7	4.296	3	-65.441	1	-.014	7	-.063	2	.021	2
4617		9	max	25.198	4	125.836	8	48.632	2	0	4	.067	1	.388	5
4618			min	-509.366	7	1.459	3	-64.359	1	-.014	7	-.053	2	.02	2
4619		10	max	25.958	4	126.697	8	49.714	2	0	4	.063	1	.376	5
4620			min	-509.597	7	-1.378	3	-63.277	1	-.014	7	-.043	2	.019	2
4621		11	max	26.718	4	127.559	8	50.795	2	0	4	.059	1	.363	5
4622			min	-509.828	7	-4.215	3	-62.195	1	-.014	7	-.033	2	.018	2
4623		12	max	27.478	4	128.42	8	51.877	2	0	4	.055	5	.351	5
4624			min	-510.059	7	-7.052	3	-61.113	1	-.014	7	-.023	2	.017	2
4625		13	max	28.238	4	129.282	8	52.959	2	0	4	.062	5	.339	5
4626			min	-510.289	7	-9.889	3	-60.032	1	-.014	7	-.013	2	.016	2
4627		14	max	-41.794	4	261.095	5	-2.305	2	.018	5	.041	4	.291	5
4628			min	-206.555	7	33.046	2	-280.768	5	0	2	-.023	3	.011	2
4629		15	max	-41.034	4	261.157	5	-1.223	2	.018	5	.034	4	.243	5
4630			min	-206.786	7	32.842	2	-278.406	5	0	2	-.017	3	.008	2
4631		16	max	-40.274	4	261.219	5	-.141	2	.018	5	.031	8	.195	5
4632			min	-207.017	7	32.638	2	-276.043	5	0	2	-.01	3	.005	2
4633		17	max	-39.514	4	261.281	5	.94	2	.018	5	.029	5	.148	5
4634			min	-207.248	7	32.435	2	-273.681	5	0	2	-.007	2	.002	2
4635		18	max	-38.754	4	261.343	5	2.022	2	.018	5	.028	5	.1	5
4636			min	-207.478	7	32.231	2	-271.318	5	0	2	-.004	2	0	2
4637		19	max	-37.994	4	261.405	5	3.104	2	.018	5	.028	5	.053	5
4638			min	-207.709	7	32.027	2	-268.956	5	0	2	0	2	-.003	2
4639		20	max	-37.234	4	261.466	5	4.186	2	.018	5	.027	5	.009	1
4640			min	-207.94	7	31.824	2	-266.593	5	0	2	.002	2	-.006	2
4641	M54	1	max	0	11	.002	4	0	7	0	11	0	11	0	11
4642			min	0	1	-.002	1	-.002	2	0	1	0	1	0	1
4643		2	max	-102.14	3	639.775	1	595.883	2	.025	10	.263	1	.154	1
4644			min	-3640.129	8	-644.253	2	-301.727	1	-.013	4	-.546	2	-.154	2

Envelope Member Section Forces (Continued)

	Member	Sec		Axial[lb]	LC	y Shear[lb]	LC	z Shear[lb]	LC	Torque[k-...	LC	y-y Mome...	LC	z-z Mome...	LC
4645		3	max	-105.746	3	643.381	1	598.737	2	.025	10	.196	1	.021	3
4646			min	-3639.145	8	-647.859	2	-298.873	1	-.013	4	-.413	2	-.018	4
4647		4	max	-109.352	3	646.987	1	601.592	2	.025	10	.129	1	.138	3
4648			min	-3638.16	8	-651.465	2	-296.018	1	-.013	4	-.279	2	-.133	1
4649		5	max	-112.958	3	650.593	1	604.447	2	.025	10	.063	1	.282	2
4650			min	-3637.176	8	-655.071	2	-293.163	1	-.013	4	-.144	2	-.278	1
4651		6	max	-133.578	3	642.035	2	1359.505	6	.037	3	.163	9	.34	2
4652			min	-3661.05	8	-636.048	1	-95.623	1	-.038	4	-.009	3	-.336	1
4653		7	max	-137.184	3	638.429	2	1365.437	6	.037	3	.407	9	.197	2
4654			min	-3660.066	8	-632.442	1	-92.768	1	-.038	4	-.023	3	-.194	1
4655		8	max	-140.79	3	634.823	2	1371.369	6	.037	3	.651	8	.061	3
4656			min	-3659.082	8	-628.836	1	-89.913	1	-.038	4	-.036	3	-.058	4
4657		9	max	-144.396	3	631.217	2	1377.302	6	.037	3	.957	8	.087	1
4658			min	-3658.098	8	-625.23	1	-87.059	1	-.038	4	-.049	1	-.087	2
4659		10	max	2079.191	7	306.542	2	-323.174	3	.126	3	1.675	8	.259	3
4660			min	-77.039	4	-304.432	1	-1934.538	8	-.123	4	.138	3	-.246	4
4661		11	max	2070.184	7	491.786	3	-226.646	3	.111	3	1.33	9	.181	3
4662			min	-57.626	4	-471.02	4	-1494.049	8	-.112	4	.079	3	-.171	4
4663		12	max	2069.2	7	488.18	3	-223.791	3	.111	3	1.077	9	.072	3
4664			min	-54.02	4	-467.414	4	-1488.117	8	-.112	4	.022	1	-.067	4
4665		13	max	2068.216	7	484.574	3	-220.936	3	.111	3	.825	9	.037	4
4666			min	-50.414	4	-463.808	4	-1482.185	8	-.112	4	-.036	1	-.037	3
4667		14	max	2067.232	7	480.967	3	-218.081	3	.111	3	.574	9	.141	4
4668			min	-46.808	4	-460.202	4	-1476.252	8	-.112	4	-.094	1	-.145	3
4669		15	max	2066.247	7	477.361	3	-215.227	3	.111	3	.323	9	.243	4
4670			min	-43.202	4	-456.596	4	-1470.32	8	-.112	4	-.151	1	-.252	3
4671		16	max	2065.878	7	181.613	1	-99.506	3	.072	3	.112	9	.264	4
4672			min	-27.134	4	-194.864	2	-930.839	8	-.083	4	-.314	5	-.272	3
4673		17	max	2064.894	7	185.22	1	-96.651	3	.072	3	-.074	9	.238	4
4674			min	-23.528	4	-198.47	2	-924.906	8	-.083	4	-.491	5	-.242	3
4675		18	max	2063.91	7	188.826	1	-93.796	3	.072	3	-.194	3	.212	4
4676			min	-19.922	4	-202.076	2	-918.974	8	-.083	4	-.692	8	-.212	3
4677		19	max	2062.926	7	192.432	1	-90.941	3	.072	3	-.215	3	.184	4
4678			min	-16.316	4	-205.682	2	-913.041	8	-.083	4	-.897	8	-.181	3
4679		20	max	0	11	.003	1	.004	2	0	11	0	11	0	11
4680			min	0	1	-.002	4	-.001	7	0	1	0	1	0	1
4681	M130	1	max	0	11	0	11	0	8	0	11	0	11	0	11
4682			min	0	1	-.002	1	-.002	2	0	1	0	1	0	1
4683		2	max	116.413	1	510.098	2	678.301	2	.017	3	.302	1	.112	2
4684			min	-3678.164	6	-521.195	1	-384.503	1	-.018	10	-.586	2	-.113	1
4685		3	max	112.807	1	513.705	2	681.156	2	.017	3	.217	1	.013	9
4686			min	-3677.18	6	-524.802	1	-381.648	1	-.018	10	-.434	2	-.002	2
4687		4	max	109.201	1	517.311	2	684.011	2	.017	3	.132	1	.122	1
4688			min	-3676.196	6	-528.408	1	-378.793	1	-.018	10	-.282	2	-.117	2
4689		5	max	105.595	1	520.917	2	686.866	2	.017	3	.047	1	.24	1
4690			min	-3675.212	6	-532.014	1	-375.938	1	-.018	10	-.138	6	-.233	2
4691		6	max	88.403	1	571.426	1	1370.323	6	.082	1	.052	2	.28	1
4692			min	-3698.997	6	-556.952	2	-155.031	1	-.081	2	-.02	1	-.271	2
4693		7	max	84.797	1	567.82	1	1376.255	6	.082	1	.353	6	.152	1
4694			min	-3698.012	6	-553.345	2	-152.176	1	-.081	2	-.055	1	-.147	2
4695		8	max	81.191	1	564.214	1	1382.187	6	.082	1	.661	6	.04	3
4696			min	-3697.028	6	-549.739	2	-149.321	1	-.081	2	-.088	1	-.038	4

Envelope Member Section Forces (Continued)

	Member	Sec		Axial[lb]	LC	y Shear[lb]	LC	z Shear[lb]	LC	Torque[k-...	LC	y-y Mome...	LC	z-z Mome...	LC
4697		9	max	77.585	1	560.608	1	1388.12	6	.082	1	.97	6	.098	2
4698			min	-3696.044	6	-546.133	2	-146.466	1	-.081	2	-.121	1	-.1	1
4699		10	max	2103.914	5	377.27	1	-287.335	1	.089	3	1.691	6	.184	3
4700			min	-217.499	2	-367.743	2	-1939.959	6	-.088	4	.041	1	-.171	4
4701		11	max	2094.871	5	341.646	3	-187.155	1	.107	1	1.314	6	.126	3
4702			min	-197.787	2	-320.633	4	-1500.466	6	-.108	2	-.009	1	-.116	4
4703		12	max	2093.886	5	338.04	3	-184.3	1	.107	1	.98	6	.051	3
4704			min	-194.181	2	-317.027	4	-1494.534	6	-.108	2	-.051	1	-.045	4
4705		13	max	2092.902	5	334.434	3	-181.445	1	.107	1	.647	6	.079	2
4706			min	-190.575	2	-313.421	4	-1488.601	6	-.108	2	-.092	1	-.079	1
4707		14	max	2091.918	5	330.828	3	-178.59	1	.107	1	.331	2	.119	2
4708			min	-186.969	2	-309.815	4	-1482.669	6	-.108	2	-.132	1	-.122	1
4709		15	max	2090.934	5	327.222	3	-175.735	1	.107	1	.14	2	.164	4
4710			min	-183.363	2	-306.209	4	-1476.737	6	-.108	2	-.172	1	-.172	3
4711		16	max	2090.603	5	129.027	4	-60.781	1	.077	1	-.014	2	.173	2
4712			min	-168.76	2	-143.138	3	-937.441	6	-.088	2	-.314	5	-.181	1
4713		17	max	2089.619	5	132.633	4	-57.927	1	.077	1	-.145	2	.182	2
4714			min	-165.154	2	-146.744	3	-931.508	6	-.088	2	-.489	8	-.186	1
4715		18	max	2088.634	5	136.239	4	-55.072	1	.077	1	-.222	1	.19	2
4716			min	-161.548	2	-150.35	3	-925.576	6	-.088	2	-.687	6	-.191	1
4717		19	max	2087.65	5	139.845	4	-52.217	1	.077	1	-.234	1	.197	2
4718			min	-157.942	2	-153.956	3	-919.643	6	-.088	2	-.893	6	-.194	1
4719		20	max	0	11	.002	1	.005	2	0	11	0	11	0	11
4720			min	0	1	0	9	-.001	8	0	1	0	1	0	1
4721	M208	1	max	0	11	.002	1	0	8	0	11	0	11	0	11
4722			min	0	1	-.002	4	-.002	1	0	1	0	1	0	1
4723		2	max	36.894	2	473.882	2	655.744	1	.017	4	.28	2	.13	2
4724			min	-3660.818	5	-475.727	1	-361.063	2	-.01	3	-.565	1	-.127	1
4725		3	max	33.288	2	477.488	2	658.599	1	.017	4	.2	2	.024	2
4726			min	-3659.834	5	-479.334	1	-358.208	2	-.01	3	-.418	1	-.02	1
4727		4	max	29.682	2	481.094	2	661.454	1	.017	4	.12	2	.087	1
4728			min	-3658.85	5	-482.94	1	-355.353	2	-.01	3	-.27	1	-.084	2
4729		5	max	26.076	2	484.7	2	664.308	1	.017	4	.043	4	.196	1
4730			min	-3657.866	5	-486.546	1	-352.498	2	-.01	3	-.138	7	-.191	2
4731		6	max	7.938	2	517.983	1	1366.175	5	.064	4	.053	1	.232	1
4732			min	-3681.437	5	-513.649	2	-132.881	2	-.064	3	-.022	2	-.227	2
4733		7	max	4.332	2	514.377	1	1372.107	5	.064	4	.352	5	.116	1
4734			min	-3680.452	5	-510.043	2	-130.026	2	-.064	3	-.051	2	-.113	2
4735		8	max	.726	2	510.771	1	1378.04	5	.064	4	.659	5	.016	4
4736			min	-3679.468	5	-506.437	2	-127.171	2	-.064	3	-.08	2	-.014	3
4737		9	max	-2.88	2	507.165	1	1383.972	5	.064	4	.968	5	.113	2
4738			min	-3678.484	5	-502.831	2	-124.316	2	-.064	3	-.108	2	-.112	1
4739		10	max	2073.941	8	395.017	1	-271.787	2	.07	4	1.694	5	.067	4
4740			min	-48.922	3	-393.061	2	-1942.65	5	-.068	3	.033	2	-.054	3
4741		11	max	2064.944	8	183.14	4	-210.085	2	.086	4	1.317	5	.084	2
4742			min	-29.196	3	-161.984	3	-1496.014	7	-.087	3	-.019	2	-.075	1
4743		12	max	2063.96	8	179.534	4	-207.23	2	.086	4	.984	5	.078	2
4744			min	-25.59	3	-158.378	3	-1490.081	7	-.087	3	-.066	2	-.072	1
4745		13	max	2062.976	8	175.928	4	-204.376	2	.086	4	.651	5	.07	2
4746			min	-21.984	3	-154.772	3	-1484.149	7	-.087	3	-.112	2	-.069	1
4747		14	max	2061.992	8	172.322	4	-201.521	2	.086	4	.357	1	.09	3
4748			min	-18.378	3	-151.166	3	-1478.217	7	-.087	3	-.157	2	-.094	4

Envelope Member Section Forces (Continued)

	Member	Sec		Axial[lb]	LC	y Shear[lb]	LC	z Shear[lb]	LC	Torque[k-...	LC	y-y Mome...	LC	z-z Mome...	LC
4749		15	max	2061.008	8	168.716	4	-198.666	2	.086	4	.17	1	.123	3
4750			min	-14.772	3	-147.56	3	-1472.284	7	-.087	3	-.202	2	-.132	4
4751		16	max	2060.724	8	24.141	1	-54.412	2	.062	4	.017	1	.137	3
4752			min	-.341	3	-38.444	2	-938.862	5	-.074	3	-.321	6	-.145	4
4753		17	max	2059.74	8	20.535	1	-51.557	2	.062	4	-.116	1	.142	3
4754			min	3.265	3	-34.838	2	-932.929	5	-.074	3	-.496	6	-.147	4
4755		18	max	2058.756	8	16.929	1	-48.702	2	.062	4	-.214	9	.147	3
4756			min	6.871	3	-31.232	2	-926.997	5	-.074	3	-.687	7	-.148	4
4757		19	max	2057.771	8	13.323	1	-45.847	2	.062	4	-.237	4	.151	3
4758			min	10.477	3	-27.625	2	-921.065	5	-.074	3	-.893	7	-.149	4
4759		20	max	0	11	.002	4	.005	1	0	11	0	11	0	11
4760			min	0	1	-.002	1	-.001	8	0	1	0	1	0	1
4761	M286	1	max	0	11	.002	1	0	7	0	11	0	11	0	11
4762			min	0	1	0	9	-.002	1	0	1	0	1	0	1
4763		2	max	-121.473	2	567.529	3	619.921	1	.026	2	.266	2	.158	3
4764			min	-3635.329	5	-569.562	4	-326.05	2	-.02	1	-.549	1	-.155	4
4765		3	max	-125.079	2	571.135	3	622.776	1	.026	2	.193	2	.031	3
4766			min	-3634.345	5	-573.169	4	-323.195	2	-.02	1	-.411	1	-.028	4
4767		4	max	-128.685	2	574.741	3	625.631	1	.026	2	.121	2	.103	2
4768			min	-3633.361	5	-576.775	4	-320.34	2	-.02	1	-.271	1	-.097	1
4769		5	max	-132.291	2	578.347	3	628.486	1	.026	2	.05	2	.23	4
4770			min	-3632.377	5	-580.381	4	-317.485	2	-.02	1	-.139	5	-.226	3
4771		6	max	-153.5	2	593.234	4	1359.977	8	.034	2	.044	8	.276	4
4772			min	-3656.116	5	-588.972	3	-98.037	2	-.035	1	-.011	9	-.271	3
4773		7	max	-157.106	2	589.628	4	1365.91	8	.034	2	.348	8	.148	2
4774			min	-3655.132	5	-585.366	3	-95.182	2	-.035	1	-.027	3	-.143	1
4775		8	max	-160.712	2	586.022	4	1371.842	8	.034	2	.654	8	.057	2
4776			min	-3654.148	5	-581.76	3	-92.327	2	-.035	1	-.047	2	-.054	1
4777		9	max	-164.318	2	582.416	4	1377.774	8	.034	2	.961	8	.12	3
4778			min	-3653.164	5	-578.154	3	-89.472	2	-.035	1	-.068	2	-.118	4
4779		10	max	2069.526	6	425.922	4	-305.022	2	.13	2	1.683	8	.279	2
4780			min	-29.348	1	-424.677	3	-1937.153	5	-.127	1	.102	3	-.267	1
4781		11	max	2060.501	6	520.533	2	-211.762	2	.11	2	1.308	8	.209	2
4782			min	-10.275	1	-500.692	1	-1496.313	5	-.111	1	.039	3	-.2	1
4783		12	max	2059.517	6	516.927	2	-208.907	2	.11	2	.976	8	.093	2
4784			min	-6.669	1	-497.086	1	-1490.381	5	-.111	1	-.016	3	-.088	1
4785		13	max	2058.533	6	513.321	2	-206.053	2	.11	2	.645	8	.07	3
4786			min	-3.063	1	-493.48	1	-1484.448	5	-.111	1	-.072	3	-.069	4
4787		14	max	2057.549	6	509.715	2	-203.198	2	.11	2	.326	4	.132	1
4788			min	.543	1	-489.874	1	-1478.516	5	-.111	1	-.126	3	-.136	2
4789		15	max	2056.564	6	506.109	2	-200.343	2	.11	2	.148	4	.241	1
4790			min	4.149	1	-486.268	1	-1472.583	5	-.111	1	-.18	3	-.249	2
4791		16	max	2056.313	6	131.859	1	-88.082	2	.074	2	.004	4	.262	1
4792			min	19.88	1	-148.05	2	-932.925	8	-.085	1	-.319	7	-.27	2
4793		17	max	2055.329	6	135.465	1	-85.227	2	.074	2	-.121	4	.232	1
4794			min	23.487	1	-151.656	2	-926.993	8	-.085	1	-.495	7	-.236	2
4795		18	max	2054.345	6	139.071	1	-82.372	2	.074	2	-.194	2	.202	1
4796			min	27.093	1	-155.262	2	-921.061	8	-.085	1	-.692	5	-.202	2
4797		19	max	2053.361	6	142.677	1	-79.517	2	.074	2	-.212	2	.17	1
4798			min	30.699	1	-158.868	2	-915.128	8	-.085	1	-.897	5	-.167	2
4799		20	max	0	11	0	11	.005	4	0	11	0	11	0	11
4800			min	0	1	-.003	1	-.001	6	0	1	0	1	0	1

Envelope Member Section Forces (Continued)

	Member	Sec		Axial[lb]	LC	y Shear[lb]	LC	z Shear[lb]	LC	Torque[k-...	LC	y-y Mome...	LC	z-z Mome...	LC
4801	M66	1	max	-46.907	4	-3.464	3	63.573	7	.013	6	.005	4	.007	3
4802			min	-331.351	7	-223.89	8	-21.529	4	.001	1	-.018	7	-.109	8
4803		2	max	-46.522	4	-3.611	3	63.458	7	.013	6	.004	4	.007	3
4804			min	-331.468	7	-224.322	8	-21.15	4	.001	1	-.016	7	-.101	8
4805		3	max	-46.136	4	-3.757	3	63.343	7	.013	6	.003	4	.007	3
4806			min	-331.585	7	-224.755	8	-20.771	4	.001	1	-.014	7	-.094	8
4807		4	max	-45.751	4	-3.903	3	63.228	7	.013	6	.003	4	.007	3
4808			min	-331.702	7	-225.187	8	-20.392	4	.001	1	-.012	7	-.087	8
4809		5	max	-45.365	4	-4.05	3	63.113	7	.013	6	.002	4	.007	3
4810			min	-331.819	7	-225.619	8	-20.013	4	.001	1	-.01	7	-.08	8
4811		6	max	-44.98	4	-4.196	3	62.998	7	.013	6	.001	4	.007	3
4812			min	-331.936	7	-226.051	8	-19.634	4	.001	1	-.008	7	-.073	8
4813		7	max	-44.594	4	-4.342	3	62.883	7	.013	6	0	4	.007	3
4814			min	-332.053	7	-226.483	8	-19.256	4	.001	1	-.006	7	-.066	8
4815		8	max	-44.209	4	-4.488	3	62.768	7	.013	6	0	2	.007	3
4816			min	-332.17	7	-226.915	8	-18.877	4	.001	1	-.004	5	-.058	8
4817		9	max	-43.823	4	-4.635	3	62.653	7	.013	6	.001	2	.008	3
4818			min	-332.287	7	-227.348	8	-18.498	4	.001	1	-.002	1	-.051	8
4819		10	max	-43.438	4	-4.781	3	62.538	7	.013	6	.001	2	.008	3
4820			min	-332.404	7	-227.78	8	-18.119	4	.001	1	-.001	1	-.044	8
4821		11	max	-43.052	4	-4.927	3	62.423	7	.013	6	.003	3	.008	3
4822			min	-332.521	7	-228.212	8	-17.74	4	.001	1	-.002	4	-.037	8
4823		12	max	-42.667	4	-5.074	3	62.307	7	.013	6	.005	3	.008	3
4824			min	-332.638	7	-228.644	8	-17.361	4	.001	1	-.002	4	-.029	8
4825		13	max	-42.281	4	-5.22	3	62.192	7	.013	6	.006	3	.008	3
4826			min	-332.755	7	-229.076	8	-16.982	4	.001	1	-.003	4	-.022	8
4827		14	max	-41.896	4	-5.366	3	62.077	7	.013	6	.008	7	.008	3
4828			min	-332.873	7	-229.508	8	-16.604	4	.001	1	-.003	4	-.016	4
4829		15	max	-41.51	4	-5.512	3	61.962	7	.013	6	.01	7	.009	9
4830			min	-332.99	7	-229.94	8	-16.225	4	.001	1	-.004	4	-.012	4
4831		16	max	-41.125	4	-5.659	3	61.847	7	.013	6	.012	7	.012	9
4832			min	-333.107	7	-230.373	8	-15.846	4	.001	1	-.004	4	-.007	4
4833		17	max	-40.739	4	-5.805	3	61.732	7	.013	6	.014	7	.016	9
4834			min	-333.224	7	-230.805	8	-15.467	4	.001	1	-.005	4	-.002	4
4835		18	max	-40.354	4	-5.951	3	61.617	7	.013	6	.016	7	.019	9
4836			min	-333.341	7	-231.237	8	-15.088	4	.001	1	-.005	4	.001	1
4837		19	max	-39.968	4	-6.098	3	61.502	7	.013	6	.018	7	.024	6
4838			min	-333.458	7	-231.669	8	-14.709	4	.001	1	-.006	4	.002	1
4839		20	max	-39.583	4	-6.244	3	61.387	7	.013	6	.02	7	.031	6
4840			min	-333.575	7	-232.101	8	-14.33	4	.001	1	-.006	4	.003	1
4841	M74C	1	max	23.848	2	-5.216	3	41.362	2	0	3	.021	1	-.005	3
4842			min	-344.406	5	-256.919	8	-77.229	1	-.011	8	-.011	2	-.131	8
4843		2	max	24.233	2	-5.362	3	40.983	2	0	3	.018	1	-.004	3
4844			min	-344.523	5	-257.351	8	-76.85	1	-.011	8	-.009	2	-.123	8
4845		3	max	24.619	2	-5.508	3	40.605	2	0	3	.016	1	-.004	3
4846			min	-344.64	5	-257.783	8	-76.471	1	-.011	8	-.008	2	-.115	8
4847		4	max	25.004	2	-5.655	3	40.226	2	0	3	.014	1	-.004	3
4848			min	-344.757	5	-258.215	8	-76.092	1	-.011	8	-.007	2	-.106	8
4849		5	max	25.39	2	-5.801	3	39.847	2	0	3	.011	1	-.004	3
4850			min	-344.874	5	-258.647	8	-75.713	1	-.011	8	-.005	2	-.098	8
4851		6	max	25.775	2	-5.947	3	39.468	2	0	3	.009	1	-.004	3
4852			min	-344.991	5	-259.079	8	-75.334	1	-.011	8	-.004	2	-.09	8

Envelope Member Section Forces (Continued)

	Member	Sec		Axial[lb]	LC	y Shear[lb]	LC	z Shear[lb]	LC	Torque[k-...	LC	y-y Mome...	LC	z-z Mome...	LC
4853		7	max	26.161	2	-6.094	3	39.089	2	0	3	.006	1	-.004	3
4854			min	-345.108	5	-259.511	8	-74.956	1	-.011	8	-.003	2	-.082	8
4855		8	max	26.546	2	-6.24	3	38.71	2	0	3	.004	1	-.003	3
4856			min	-345.225	5	-259.944	8	-74.577	1	-.011	8	-.002	2	-.073	8
4857		9	max	26.932	2	-6.386	3	38.331	2	0	3	.002	7	-.003	3
4858			min	-345.342	5	-260.376	8	-74.198	1	-.011	8	0	2	-.065	8
4859		10	max	27.317	2	-6.532	3	37.952	2	0	3	0	3	-.003	3
4860			min	-345.459	5	-260.808	8	-73.819	1	-.011	8	0	1	-.057	8
4861		11	max	27.703	2	-6.679	3	37.574	2	0	3	.002	2	-.003	3
4862			min	-345.576	5	-261.24	8	-73.44	1	-.011	8	-.003	1	-.049	8
4863		12	max	28.088	2	-6.825	3	37.195	2	0	3	.003	2	-.003	3
4864			min	-345.693	5	-261.672	8	-73.061	1	-.011	8	-.005	1	-.04	8
4865		13	max	28.474	2	-6.971	3	36.816	2	0	3	.004	2	-.002	3
4866			min	-345.81	5	-262.104	8	-72.682	1	-.011	8	-.008	1	-.032	8
4867		14	max	28.859	2	-7.118	3	36.437	2	0	3	.005	2	-.002	3
4868			min	-345.927	5	-262.537	8	-72.304	1	-.011	8	-.01	1	-.024	6
4869		15	max	29.245	2	-7.264	3	36.058	2	0	3	.007	2	.002	9
4870			min	-346.044	5	-262.969	8	-71.925	1	-.011	8	-.012	1	-.016	10
4871		16	max	29.63	2	-7.41	3	35.679	2	0	3	.008	2	.006	9
4872			min	-346.162	5	-263.401	8	-71.546	1	-.011	8	-.015	1	-.011	10
4873		17	max	30.015	2	-7.556	3	35.3	2	0	3	.009	2	.01	9
4874			min	-346.279	5	-263.833	8	-71.167	1	-.011	8	-.017	1	-.006	10
4875		18	max	30.401	2	-7.703	3	34.922	2	0	3	.01	2	.014	9
4876			min	-346.396	5	-264.265	8	-70.788	1	-.011	8	-.019	1	-.001	3
4877		19	max	30.786	2	-7.849	3	34.543	2	0	3	.011	2	.018	8
4878			min	-346.513	5	-264.697	8	-70.409	1	-.011	8	-.021	1	0	3
4879		20	max	31.172	2	-7.995	3	34.164	2	0	3	.012	2	.027	8
4880			min	-346.63	5	-265.129	8	-70.03	1	-.011	8	-.024	1	0	3
4881	M142	1	max	-93.614	1	7.928	1	59.73	5	.013	7	0	2	.013	1
4882			min	-316.52	7	-225.853	6	-1.326	2	.002	4	-.017	5	-.11	6
4883		2	max	-93.999	1	7.781	1	59.615	5	.013	7	0	2	.013	1
4884			min	-316.403	7	-226.285	6	-.947	2	.002	4	-.015	5	-.103	6
4885		3	max	-94.385	1	7.635	1	59.5	5	.013	7	0	3	.013	1
4886			min	-316.285	7	-226.717	6	-.568	2	.002	4	-.013	5	-.095	6
4887		4	max	-94.77	1	7.489	1	59.385	5	.013	7	0	3	.013	1
4888			min	-316.168	7	-227.15	6	-.189	2	.002	4	-.011	5	-.088	6
4889		5	max	-95.156	1	7.342	1	59.269	5	.013	7	0	3	.012	1
4890			min	-316.051	7	-227.582	6	.19	2	.002	4	-.009	5	-.081	6
4891		6	max	-95.541	1	7.196	1	59.154	5	.013	7	0	3	.012	1
4892			min	-315.934	7	-228.014	6	.568	2	.002	4	-.007	8	-.074	6
4893		7	max	-95.926	1	7.05	1	59.039	5	.013	7	0	3	.012	1
4894			min	-315.817	7	-228.446	6	.947	2	.002	4	-.006	8	-.066	6
4895		8	max	-96.312	1	6.904	1	58.924	5	.013	7	0	3	.012	1
4896			min	-315.7	7	-228.878	6	1.326	2	.002	4	-.004	8	-.059	6
4897		9	max	-96.697	1	6.757	1	58.809	5	.013	7	0	3	.011	1
4898			min	-315.583	7	-229.31	6	1.705	2	.002	4	-.002	4	-.052	6
4899		10	max	-97.083	1	6.611	1	58.694	5	.013	7	0	3	.011	1
4900			min	-315.466	7	-229.743	6	2.084	2	.002	4	0	4	-.044	6
4901		11	max	-97.468	1	6.465	1	58.579	5	.013	7	.002	5	.011	1
4902			min	-315.349	7	-230.175	6	2.463	2	.002	4	0	2	-.037	6
4903		12	max	-97.854	1	6.318	1	58.464	5	.013	7	.004	5	.011	1
4904			min	-315.281	5	-230.607	6	2.842	2	.002	4	0	2	-.03	6

Envelope Member Section Forces (Continued)

	Member	Sec		Axial[lb]	LC	y Shear[lb]	LC	z Shear[lb]	LC	Torque[k-...	LC	y-y Mome...	LC	z-z Mome...	LC
4905		13	max	-98.239	1	6.172	1	58.349	5	.013	7	.006	5	.011	1
4906			min	-315.398	5	-231.039	6	3.221	2	.002	4	0	2	-.023	2
4907		14	max	-98.625	1	6.026	1	58.234	5	.013	7	.008	5	.01	1
4908			min	-315.515	5	-231.471	6	3.599	2	.002	4	0	2	-.018	2
4909		15	max	-99.01	1	5.88	1	58.119	5	.013	7	.01	5	.01	1
4910			min	-315.633	5	-231.903	6	3.447	3	.002	4	0	2	-.013	2
4911		16	max	-99.396	1	5.733	1	58.004	5	.013	7	.011	5	.01	1
4912			min	-315.75	5	-232.335	6	3.054	3	.002	4	0	2	-.008	2
4913		17	max	-99.781	1	5.587	1	57.889	5	.013	7	.013	5	.011	5
4914			min	-315.867	5	-232.768	6	2.662	3	.002	4	0	2	-.003	2
4915		18	max	-100.167	1	5.441	1	57.774	5	.013	7	.015	5	.017	5
4916			min	-315.984	5	-233.2	6	2.27	3	.002	4	0	2	.002	2
4917		19	max	-100.552	1	5.294	1	57.734	8	.013	7	.017	5	.024	7
4918			min	-316.101	5	-233.632	6	1.878	3	.002	4	0	2	.003	4
4919		20	max	-100.938	1	5.148	1	57.854	8	.013	7	.019	5	.031	7
4920			min	-316.218	5	-234.064	6	1.485	3	.002	4	0	2	.004	4
4921	M149	1	max	-10.614	3	10.974	1	32.263	3	.003	1	.018	4	.002	1
4922			min	-338.238	8	-259.694	6	-68.088	4	-.012	6	-.008	3	-.132	6
4923		2	max	-10.228	3	10.828	1	31.884	3	.003	1	.016	4	.001	1
4924			min	-338.355	8	-260.126	6	-67.709	4	-.012	6	-.007	3	-.124	6
4925		3	max	-9.843	3	10.682	1	31.505	3	.003	1	.014	4	0	1
4926			min	-338.472	8	-260.558	6	-67.33	4	-.012	6	-.006	3	-.115	6
4927		4	max	-9.457	3	10.535	1	31.126	3	.003	1	.012	4	0	1
4928			min	-338.59	8	-260.99	6	-66.952	4	-.012	6	-.005	3	-.107	6
4929		5	max	-9.072	3	10.389	1	30.747	3	.003	1	.01	4	0	1
4930			min	-338.707	8	-261.422	6	-66.573	4	-.012	6	-.004	3	-.099	6
4931		6	max	-8.687	3	10.243	1	30.369	3	.003	1	.008	4	0	1
4932			min	-338.824	8	-261.854	6	-66.194	4	-.012	6	-.003	3	-.091	6
4933		7	max	-8.301	3	10.096	1	29.99	3	.003	1	.006	4	0	1
4934			min	-338.941	8	-262.287	6	-65.815	4	-.012	6	-.002	3	-.082	6
4935		8	max	-7.916	3	9.95	1	29.611	3	.003	1	.004	8	0	1
4936			min	-339.058	8	-262.719	6	-65.436	4	-.012	6	-.001	3	-.074	6
4937		9	max	-7.53	3	9.804	1	29.232	3	.003	1	.002	5	-.001	1
4938			min	-339.175	8	-263.151	6	-65.057	4	-.012	6	0	2	-.065	6
4939		10	max	-7.145	3	9.658	1	28.853	3	.003	1	0	3	-.001	1
4940			min	-339.292	8	-263.583	6	-64.678	4	-.012	6	0	4	-.057	6
4941		11	max	-6.759	3	9.511	1	28.474	3	.003	1	.001	3	-.002	1
4942			min	-339.409	8	-264.015	6	-64.299	4	-.012	6	-.003	4	-.049	6
4943		12	max	-6.374	3	9.365	1	28.095	3	.003	1	.002	3	-.002	1
4944			min	-339.526	8	-264.447	6	-63.921	4	-.012	6	-.005	4	-.04	6
4945		13	max	-5.988	3	9.219	1	27.717	3	.003	1	.003	3	-.002	1
4946			min	-339.643	8	-264.879	6	-63.542	4	-.012	6	-.007	4	-.032	7
4947		14	max	-5.603	3	9.072	1	27.338	3	.003	1	.004	3	-.002	4
4948			min	-339.76	8	-265.312	6	-63.163	4	-.012	6	-.009	4	-.024	7
4949		15	max	-5.217	3	8.926	1	26.959	3	.003	1	.005	3	0	4
4950			min	-339.877	8	-265.744	6	-62.784	4	-.012	6	-.011	4	-.016	7
4951		16	max	-4.832	3	8.78	1	26.58	3	.003	1	.006	3	0	4
4952			min	-339.994	8	-266.176	6	-62.405	4	-.012	6	-.013	4	-.008	7
4953		17	max	-4.446	3	8.634	1	26.201	3	.003	1	.007	3	.005	2
4954			min	-340.111	8	-266.608	6	-62.026	4	-.012	6	-.015	4	-.003	1
4955		18	max	-4.061	3	8.487	1	25.822	3	.003	1	.008	3	.011	2
4956			min	-340.228	8	-267.04	6	-61.647	4	-.012	6	-.017	4	-.004	1

Envelope Member Section Forces (Continued)

	Member	Sec		Axial[lb]	LC	y Shear[lb]	LC	z Shear[lb]	LC	Torque[k-...	LC	y-y Mome...	LC	z-z Mome...	LC
4957		19	max	-3.675	3	8.341	1	25.443	3	.003	1	.008	3	.019	6
4958			min	-340.345	8	-267.472	6	-61.269	4	-.012	6	-.019	4	-.004	1
4959		20	max	-3.29	3	8.195	1	25.064	3	.003	1	.009	3	.028	6
4960			min	-340.463	8	-267.905	6	-60.89	4	-.012	6	-.021	4	-.004	1
4961	M220	1	max	-1.82	1	-7.012	4	65.239	2	.013	5	.008	1	.004	4
4962			min	-335.014	6	-223.24	7	-26.1	1	.002	2	-.02	2	-.108	7
4963		2	max	-1.434	1	-7.158	4	65.631	2	.013	5	.008	1	.004	4
4964			min	-335.131	6	-223.673	7	-26.492	1	.002	2	-.018	2	-.101	7
4965		3	max	-1.049	1	-7.304	4	66.023	2	.013	5	.007	1	.004	4
4966			min	-335.248	6	-224.105	7	-26.884	1	.002	2	-.015	2	-.094	7
4967		4	max	-.663	1	-7.45	4	66.415	2	.013	5	.006	1	.005	4
4968			min	-335.365	6	-224.537	7	-27.276	1	.002	2	-.013	2	-.087	7
4969		5	max	-.278	1	-7.597	4	66.808	2	.013	5	.005	1	.005	4
4970			min	-335.482	6	-224.969	7	-27.669	1	.002	2	-.011	2	-.08	7
4971		6	max	.108	1	-7.743	4	67.2	2	.013	5	.004	1	.005	4
4972			min	-335.599	6	-225.401	7	-28.061	1	.002	2	-.009	2	-.072	7
4973		7	max	.493	1	-7.889	4	67.592	2	.013	5	.003	1	.005	4
4974			min	-335.716	6	-225.833	7	-28.453	1	.002	2	-.007	2	-.065	7
4975		8	max	.879	1	-8.036	4	67.984	2	.013	5	.002	1	.006	4
4976			min	-335.833	6	-226.265	7	-28.845	1	.002	2	-.005	2	-.058	7
4977		9	max	1.264	1	-8.182	4	68.376	2	.013	5	.001	1	.006	4
4978			min	-335.95	6	-226.698	7	-29.238	1	.002	2	-.003	2	-.051	7
4979		10	max	1.65	1	-8.328	4	68.769	2	.013	5	0	1	.006	4
4980			min	-336.067	6	-227.13	7	-29.63	1	.002	2	0	2	-.044	7
4981		11	max	2.035	1	-8.474	4	69.161	2	.013	5	.002	8	.006	4
4982			min	-336.184	6	-227.562	7	-30.022	1	.002	2	0	1	-.036	7
4983		12	max	2.421	1	-8.621	4	69.553	2	.013	5	.004	2	.007	4
4984			min	-336.301	6	-227.994	7	-30.414	1	.002	2	-.001	1	-.029	7
4985		13	max	2.806	1	-8.767	4	69.945	2	.013	5	.006	2	.007	4
4986			min	-336.418	6	-228.426	7	-30.806	1	.002	2	-.002	1	-.022	7
4987		14	max	3.192	1	-8.913	4	70.338	2	.013	5	.008	2	.007	4
4988			min	-336.535	6	-228.858	7	-31.199	1	.002	2	-.003	1	-.015	3
4989		15	max	3.577	1	-9.06	4	70.73	2	.013	5	.011	2	.007	4
4990			min	-336.652	6	-229.291	7	-31.591	1	.002	2	-.004	1	-.011	3
4991		16	max	3.963	1	-9.206	4	71.122	2	.013	5	.013	2	.008	4
4992			min	-336.77	6	-229.723	7	-31.983	1	.002	2	-.005	1	-.006	3
4993		17	max	4.348	1	-9.352	4	71.514	2	.013	5	.015	2	.01	8
4994			min	-336.887	6	-230.155	7	-32.375	1	.002	2	-.006	1	-.001	3
4995		18	max	4.734	1	-9.498	4	71.906	2	.013	5	.017	2	.017	5
4996			min	-337.004	6	-230.587	7	-32.768	1	.002	2	-.007	1	.002	2
4997		19	max	5.119	1	-9.645	4	72.299	2	.013	5	.02	2	.024	5
4998			min	-337.121	6	-231.019	7	-33.16	1	.002	2	-.009	1	.002	2
4999		20	max	5.505	1	-9.791	4	72.691	2	.013	5	.022	2	.031	5
5000			min	-337.238	6	-231.451	7	-33.552	1	.002	2	-.01	1	.003	2
5001	M227	1	max	-88.633	3	4.516	4	10.515	1	.003	4	.016	6	0	4
5002			min	-320.924	6	-258.678	7	-56.83	6	-.012	7	-.002	1	-.132	7
5003		2	max	-88.247	3	4.37	4	10.136	1	.003	4	.014	6	0	4
5004			min	-321.041	6	-259.11	7	-56.715	6	-.012	7	-.002	1	-.124	7
5005		3	max	-87.862	3	4.223	4	9.757	1	.003	4	.012	6	0	4
5006			min	-321.158	6	-259.542	7	-56.6	6	-.012	7	-.002	3	-.115	7
5007		4	max	-87.476	3	4.077	4	9.378	1	.003	4	.011	6	0	4
5008			min	-321.275	6	-259.974	7	-56.485	6	-.012	7	-.002	3	-.107	7

Envelope Member Section Forces (Continued)

	Member	Sec		Axial[lb]	LC	y Shear[lb]	LC	z Shear[lb]	LC	Torque[k-...	LC	y-y Mome...	LC	z-z Mome...	LC
5009		5	max	-87.091	3	3.931	4	9	1	.003	4	.009	6	0	4
5010			min	-321.392	6	-260.407	7	-56.37	6	-.012	7	-.001	3	-.099	7
5011		6	max	-86.705	3	3.785	4	8.621	1	.003	4	.007	6	0	4
5012			min	-321.509	6	-260.839	7	-56.255	6	-.012	7	-.001	3	-.09	7
5013		7	max	-86.32	3	3.638	4	8.581	3	.003	4	.005	6	0	4
5014			min	-321.626	6	-261.271	7	-56.14	6	-.012	7	0	3	-.082	7
5015		8	max	-85.934	3	3.492	4	8.973	3	.003	4	.003	8	-.001	4
5016			min	-321.743	6	-261.703	7	-56.025	6	-.012	7	0	3	-.074	7
5017		9	max	-85.549	3	3.346	4	9.365	3	.003	4	.002	8	-.001	4
5018			min	-321.86	6	-262.135	7	-55.91	6	-.012	7	0	3	-.065	7
5019		10	max	-85.163	3	3.199	4	9.757	3	.003	4	0	9	-.001	4
5020			min	-321.978	6	-262.567	7	-55.795	6	-.012	7	0	6	-.057	7
5021		11	max	-84.778	3	3.053	4	10.15	3	.003	4	0	3	-.001	4
5022			min	-322.095	6	-262.999	7	-55.68	6	-.012	7	-.002	6	-.049	7
5023		12	max	-84.392	3	2.907	4	10.542	3	.003	4	0	3	-.001	4
5024			min	-322.212	6	-263.432	7	-55.565	6	-.012	7	-.004	6	-.04	7
5025		13	max	-84.007	3	2.761	4	10.934	3	.003	4	0	3	-.002	4
5026			min	-322.329	6	-263.864	7	-55.45	6	-.012	7	-.005	6	-.032	5
5027		14	max	-83.621	3	2.614	4	11.326	3	.003	4	.001	3	-.001	2
5028			min	-322.446	6	-264.296	7	-55.335	6	-.012	7	-.007	6	-.024	5
5029		15	max	-83.236	3	2.468	4	11.719	3	.003	4	.002	3	0	2
5030			min	-322.563	6	-264.728	7	-55.22	6	-.012	7	-.009	6	-.016	5
5031		16	max	-82.85	3	2.322	4	12.111	3	.003	4	.002	3	.001	2
5032			min	-322.68	6	-265.16	7	-55.105	6	-.012	7	-.011	6	-.008	5
5033		17	max	-82.465	3	2.175	4	12.503	3	.003	4	.002	3	.003	3
5034			min	-322.797	6	-265.592	7	-55.056	8	-.012	7	-.012	6	-.002	4
5035		18	max	-82.079	3	2.029	4	12.895	3	.003	4	.003	3	.01	7
5036			min	-322.914	6	-266.024	7	-55.175	8	-.012	7	-.014	6	-.002	4
5037		19	max	-81.694	3	1.883	4	13.287	3	.003	4	.003	3	.019	7
5038			min	-323.031	6	-266.457	7	-55.294	8	-.012	7	-.016	6	-.002	4
5039		20	max	-81.308	3	1.737	4	13.68	3	.003	4	.004	3	.027	7
5040			min	-323.148	6	-266.889	7	-55.413	8	-.012	7	-.018	6	-.002	4
5041	M298	1	max	-21.24	1	-9.226	2	69.705	2	.013	8	.007	1	.002	2
5042			min	-335.873	6	-222.639	5	-30.432	1	.002	3	-.019	2	-.108	5
5043		2	max	-20.855	1	-9.372	2	69.326	2	.013	8	.006	1	.003	2
5044			min	-335.99	6	-223.071	5	-30.053	1	.002	3	-.016	2	-.101	5
5045		3	max	-20.469	1	-9.518	2	68.947	2	.013	8	.006	1	.003	2
5046			min	-336.107	6	-223.503	5	-29.674	1	.002	3	-.014	2	-.094	5
5047		4	max	-20.084	1	-9.664	2	68.568	2	.013	8	.005	4	.003	2
5048			min	-336.224	6	-223.935	5	-29.296	1	.002	3	-.012	3	-.086	5
5049		5	max	-19.698	1	-9.811	2	68.19	2	.013	8	.004	4	.004	2
5050			min	-336.341	6	-224.367	5	-28.917	1	.002	3	-.01	3	-.079	5
5051		6	max	-19.313	1	-9.957	2	67.811	2	.013	8	.003	4	.004	2
5052			min	-336.458	6	-224.8	5	-28.538	1	.002	3	-.008	3	-.072	5
5053		7	max	-18.927	1	-10.103	2	67.432	2	.013	8	.003	4	.004	2
5054			min	-336.575	6	-225.232	5	-28.159	1	.002	3	-.006	3	-.065	5
5055		8	max	-18.542	1	-10.25	2	67.053	2	.013	8	.002	4	.005	2
5056			min	-336.692	6	-225.664	5	-27.78	1	.002	3	-.005	3	-.058	5
5057		9	max	-18.156	1	-10.396	2	66.674	2	.013	8	.001	4	.005	2
5058			min	-336.81	6	-226.096	5	-27.401	1	.002	3	-.003	3	-.051	5
5059		10	max	-17.771	1	-10.542	2	66.295	2	.013	8	0	2	.005	2
5060			min	-336.927	6	-226.528	5	-27.022	1	.002	3	0	1	-.043	5

Envelope Member Section Forces (Continued)

	Member	Sec		Axial[lb]	LC	y Shear[lb]	LC	z Shear[lb]	LC	Torque[k-...	LC	y-y Mome...	LC	z-z Mome...	LC
5061		11	max	-17.385	1	-10.688	2	65.916	2	.013	8	.003	2	.006	2
5062			min	-337.044	6	-226.96	5	-26.644	1	.002	3	-.002	1	-.036	5
5063		12	max	-17	1	-10.835	2	65.538	2	.013	8	.005	2	.006	2
5064			min	-337.161	6	-227.392	5	-26.265	1	.002	3	-.002	1	-.029	5
5065		13	max	-16.614	1	-10.981	2	65.159	2	.013	8	.007	2	.006	2
5066			min	-337.278	6	-227.825	5	-25.886	1	.002	3	-.003	1	-.022	5
5067		14	max	-16.229	1	-11.127	2	64.78	2	.013	8	.009	2	.007	2
5068			min	-337.395	6	-228.257	5	-25.507	1	.002	3	-.004	1	-.015	1
5069		15	max	-15.843	1	-11.274	2	64.401	2	.013	8	.011	2	.007	2
5070			min	-337.512	6	-228.689	5	-25.128	1	.002	3	-.005	1	-.01	1
5071		16	max	-15.458	1	-11.42	2	64.022	2	.013	8	.013	2	.007	2
5072			min	-337.629	6	-229.121	5	-24.749	1	.002	3	-.006	1	-.006	1
5073		17	max	-15.072	1	-11.566	2	64.232	3	.013	8	.015	2	.01	6
5074			min	-337.746	6	-229.553	5	-24.997	4	.002	3	-.006	1	-.001	1
5075		18	max	-14.687	1	-11.712	2	64.625	3	.013	8	.017	2	.017	8
5076			min	-337.863	6	-229.985	5	-25.389	4	.002	3	-.007	1	.001	3
5077		19	max	-14.301	1	-11.859	2	65.017	3	.013	8	.019	2	.024	8
5078			min	-337.98	6	-230.418	5	-25.782	4	.002	3	-.008	1	.002	3
5079		20	max	-13.916	1	-12.005	2	65.409	3	.013	8	.021	2	.031	8
5080			min	-338.097	6	-230.85	5	-26.174	4	.002	3	-.009	1	.003	3
5081	M305	1	max	-41.577	2	6.905	2	11.598	4	.002	2	.016	7	.002	2
5082			min	-328.398	5	-259.015	5	-56.937	7	-.012	5	-.003	4	-.132	5
5083		2	max	-41.962	2	6.759	2	11.219	4	.002	2	.014	7	.002	2
5084			min	-328.281	5	-259.447	5	-56.822	7	-.012	5	-.002	4	-.124	5
5085		3	max	-42.348	2	6.613	2	10.84	4	.002	2	.012	7	.002	2
5086			min	-328.164	5	-259.879	5	-56.707	7	-.012	5	-.002	4	-.116	5
5087		4	max	-42.733	2	6.466	2	10.461	4	.002	2	.011	7	.001	2
5088			min	-328.047	5	-260.311	5	-56.592	7	-.012	5	-.002	4	-.107	5
5089		5	max	-43.119	2	6.32	2	10.082	4	.002	2	.009	7	.001	2
5090			min	-327.93	5	-260.744	5	-56.477	7	-.012	5	-.001	4	-.099	5
5091		6	max	-43.504	2	6.174	2	9.703	4	.002	2	.007	7	.001	2
5092			min	-327.813	5	-261.176	5	-56.362	7	-.012	5	0	4	-.091	5
5093		7	max	-43.89	2	6.028	2	9.325	4	.002	2	.005	7	0	2
5094			min	-327.696	5	-261.608	5	-56.247	7	-.012	5	0	4	-.082	5
5095		8	max	-44.275	2	5.881	2	8.946	4	.002	2	.003	7	0	2
5096			min	-327.579	5	-262.04	5	-56.132	7	-.012	5	0	4	-.074	5
5097		9	max	-44.661	2	5.735	2	8.567	4	.002	2	.002	6	0	2
5098			min	-327.462	5	-262.472	5	-56.017	7	-.012	5	0	1	-.066	5
5099		10	max	-45.046	2	5.589	2	8.188	4	.002	2	0	2	0	2
5100			min	-327.345	5	-262.904	5	-55.902	7	-.012	5	0	1	-.057	5
5101		11	max	-45.432	2	5.442	2	7.809	4	.002	2	0	4	0	2
5102			min	-327.227	5	-263.336	5	-55.787	7	-.012	5	-.002	7	-.049	5
5103		12	max	-45.817	2	5.296	2	7.43	4	.002	2	0	4	0	2
5104			min	-327.11	5	-263.769	5	-55.672	7	-.012	5	-.004	7	-.041	5
5105		13	max	-46.203	2	5.15	2	7.051	4	.002	2	0	4	0	2
5106			min	-326.993	5	-264.201	5	-55.557	7	-.012	5	-.005	7	-.032	5
5107		14	max	-46.588	2	5.004	2	6.673	4	.002	2	.001	4	0	2
5108			min	-326.876	5	-264.633	5	-55.441	7	-.012	5	-.007	7	-.024	8
5109		15	max	-46.974	2	4.857	2	6.294	4	.002	2	.001	4	0	3
5110			min	-326.759	5	-265.065	5	-55.326	7	-.012	5	-.009	7	-.016	8
5111		16	max	-47.359	2	4.711	2	5.915	4	.002	2	.002	4	.001	3
5112			min	-326.642	5	-265.497	5	-55.211	7	-.012	5	-.011	7	-.008	8

Envelope Member Section Forces (Continued)

	Member	Sec		Axial[lb]	LC	y Shear[lb]	LC	z Shear[lb]	LC	Torque[k-...	LC	y-y Mome...	LC	z-z Mome...	LC
5113		17	max	-47.744	2	4.565	2	5.536	4	.002	2	.002	4	.003	3
5114			min	-326.525	5	-265.929	5	-55.096	7	-.012	5	-.013	7	0	2
5115		18	max	-48.13	2	4.418	2	5.157	4	.002	2	.002	4	.01	5
5116			min	-326.408	5	-266.362	5	-54.981	7	-.012	5	-.014	7	0	2
5117		19	max	-48.515	2	4.272	2	4.778	4	.002	2	.002	4	.019	5
5118			min	-326.291	5	-266.794	5	-54.866	7	-.012	5	-.016	7	-.001	2
5119		20	max	-48.901	2	4.126	2	4.399	4	.002	2	.002	4	.027	5
5120			min	-326.174	5	-267.226	5	-54.751	7	-.012	5	-.018	7	-.001	2
5121	M31	1	max	455.974	2	217.681	8	10.402	1	.001	8	.004	2	.346	6
5122			min	-1840.151	5	32.974	1	-9.769	2	0	3	-.004	1	.054	1
5123		2	max	456.811	2	216.652	8	9.565	1	.001	8	.003	2	.327	6
5124			min	-1840.432	5	32.657	1	-8.932	2	0	3	-.003	1	.051	1
5125		3	max	457.647	2	215.623	8	8.728	1	.001	8	.002	2	.308	6
5126			min	-1840.714	5	32.339	1	-8.095	2	0	3	-.003	1	.048	1
5127		4	max	458.484	2	214.593	8	7.891	1	.001	8	.001	2	.29	6
5128			min	-1840.995	5	32.021	1	-7.259	2	0	3	-.002	1	.045	1
5129		5	max	459.321	2	213.564	8	7.054	1	.001	8	0	2	.271	6
5130			min	-1841.276	5	31.704	1	-6.422	2	0	3	-.001	1	.042	1
5131		6	max	460.158	2	212.535	8	6.218	1	.001	8	0	3	.253	6
5132			min	-1841.557	5	31.386	1	-5.585	2	0	3	-.001	4	.04	1
5133		7	max	460.995	2	211.506	8	5.381	1	.001	8	0	3	.234	6
5134			min	-1841.838	5	31.068	1	-4.748	2	0	3	-.001	4	.037	1
5135		8	max	461.832	2	210.477	8	4.544	1	.001	8	.001	3	.216	6
5136			min	-1842.12	5	30.751	1	-3.911	2	0	3	-.001	4	.034	1
5137		9	max	462.669	2	209.447	8	3.707	1	.001	8	.001	3	.198	6
5138			min	-1842.401	5	30.433	1	-3.074	2	0	3	-.001	4	.032	1
5139		10	max	463.505	2	208.418	8	2.87	1	.001	8	.001	3	.18	6
5140			min	-1842.682	5	30.115	1	-2.237	2	0	3	-.001	4	.029	1
5141		11	max	464.342	2	207.389	8	2.388	4	.001	8	.001	1	.161	6
5142			min	-1842.963	5	29.798	1	-1.782	3	0	3	-.001	2	.026	1
5143		12	max	465.179	2	206.36	8	3.225	4	.001	8	.001	1	.144	6
5144			min	-1843.245	5	29.48	1	-2.619	3	0	3	-.001	2	.024	1
5145		13	max	466.016	2	205.331	8	4.062	4	.001	8	.001	1	.126	6
5146			min	-1843.526	5	29.162	1	-3.455	3	0	3	-.001	2	.021	1
5147		14	max	466.853	2	204.301	8	4.899	4	.001	8	.001	1	.108	6
5148			min	-1843.807	5	28.845	1	-4.292	3	0	3	-.001	2	.019	1
5149		15	max	467.69	2	203.272	8	5.735	4	.001	8	.001	1	.09	6
5150			min	-1844.088	5	28.527	1	-5.129	3	0	3	-.001	2	.016	1
5151		16	max	468.527	2	202.243	8	6.572	4	.001	8	.001	1	.073	6
5152			min	-1844.37	5	28.209	1	-5.966	3	0	3	0	2	.014	1
5153		17	max	469.364	2	201.214	8	7.409	4	.001	8	.002	4	.055	6
5154			min	-1844.651	5	27.892	1	-6.803	3	0	3	-.001	3	.005	9
5155		18	max	470.2	2	200.185	8	8.246	4	.001	8	.002	4	.038	6
5156			min	-1844.932	5	27.574	1	-7.64	3	0	3	-.002	3	-.006	9
5157		19	max	471.037	2	199.155	8	9.083	4	.001	8	.003	4	.02	6
5158			min	-1845.213	5	27.256	1	-8.477	3	0	3	-.003	3	-.017	9
5159		20	max	471.874	2	198.126	8	9.92	4	.001	8	.004	4	.004	7
5160			min	-1845.494	5	26.939	1	-9.314	3	0	3	-.003	3	-.028	9
5161	M33	1	max	574.074	1	270.362	8	4.451	1	.001	4	.002	2	.314	6
5162			min	-363.005	2	62.354	3	-5.966	2	0	3	-.001	1	.068	1
5163		2	max	573.507	1	269.665	8	3.885	1	.001	4	.001	2	.298	6
5164			min	-362.438	2	62.139	3	-5.399	2	0	3	0	1	.064	1

Envelope Member Section Forces (Continued)

	Member	Sec		Axial[lb]	LC	y Shear[lb]	LC	z Shear[lb]	LC	Torque[k-...	LC	y-y Mome...	LC	z-z Mome...	LC
5165		3	max	572.94	1	268.967	8	3.318	1	.001	4	0	2	.283	6
5166			min	-361.871	2	61.924	3	-4.832	2	0	3	0	1	.059	1
5167		4	max	572.373	1	268.27	8	2.751	1	.001	4	0	3	.267	6
5168			min	-361.304	2	61.709	3	-4.265	2	0	3	0	4	.055	1
5169		5	max	571.806	1	267.573	8	2.184	1	.001	4	0	3	.251	6
5170			min	-360.737	2	61.493	3	-3.698	2	0	3	0	4	.051	1
5171		6	max	571.239	1	266.876	8	1.617	1	.001	4	0	3	.235	6
5172			min	-360.17	2	61.278	3	-3.131	2	0	3	0	4	.047	1
5173		7	max	570.672	1	266.179	8	1.05	1	.001	4	0	3	.219	6
5174			min	-359.603	2	61.063	3	-2.706	6	0	3	0	4	.043	1
5175		8	max	570.105	1	265.481	8	.483	1	.001	4	0	3	.204	6
5176			min	-359.036	2	60.848	3	-2.516	6	0	3	0	4	.039	1
5177		9	max	569.539	1	264.784	8	.786	4	.001	4	0	3	.188	6
5178			min	-358.469	2	60.633	3	-2.361	7	0	3	0	4	.035	1
5179		10	max	568.972	1	264.087	8	1.353	4	.001	4	0	3	.173	6
5180			min	-357.902	2	60.417	3	-2.855	3	0	3	0	4	.031	1
5181		11	max	568.405	1	263.39	8	1.92	4	.001	4	0	3	.157	6
5182			min	-357.335	2	60.202	3	-3.422	3	0	3	0	4	.027	1
5183		12	max	567.838	1	262.692	8	2.487	4	.001	4	0	3	.142	6
5184			min	-356.769	2	59.987	3	-3.989	3	0	3	0	8	.023	1
5185		13	max	567.271	1	261.995	8	3.054	4	.001	4	0	9	.126	6
5186			min	-356.202	2	59.772	3	-4.556	3	0	3	0	6	.019	1
5187		14	max	566.704	1	261.298	8	3.621	4	.001	4	0	9	.111	6
5188			min	-355.635	2	59.557	3	-5.123	3	0	3	0	7	.015	1
5189		15	max	566.137	1	260.601	8	4.188	4	.001	4	0	4	.095	6
5190			min	-355.068	2	59.342	3	-5.69	3	0	3	-.001	7	.011	1
5191		16	max	565.57	1	259.903	8	4.755	4	.001	4	0	4	.08	6
5192			min	-354.501	2	59.126	3	-6.257	3	0	3	-.001	7	.007	1
5193		17	max	565.003	1	259.206	8	5.322	4	.001	4	0	4	.065	6
5194			min	-353.934	2	58.911	3	-6.824	3	0	3	-.002	3	.003	1
5195		18	max	564.436	1	258.509	8	5.889	4	.001	4	0	4	.05	6
5196			min	-353.367	2	58.696	3	-7.391	3	0	3	-.002	3	0	1
5197		19	max	563.869	1	257.812	8	6.456	4	.001	4	.001	4	.034	6
5198			min	-352.8	2	58.481	3	-7.958	3	0	3	-.002	3	-.004	1
5199		20	max	563.302	1	257.115	8	7.022	4	.001	4	.002	4	.019	6
5200			min	-352.233	2	58.266	3	-8.525	3	0	3	-.003	3	-.008	1
5201	M34A	1	max	382.104	2	425.49	6	26.131	1	0	1	.004	2	.412	8
5202			min	-2909.194	5	73.427	1	-16.847	2	-.004	6	-.007	1	.076	3
5203		2	max	382.399	2	425.128	6	25.837	1	0	1	.004	2	.399	8
5204			min	-2909.292	5	73.315	1	-16.553	2	-.004	6	-.007	1	.073	3
5205		3	max	382.693	2	424.767	6	25.543	1	0	1	.003	2	.386	8
5206			min	-2909.391	5	73.203	1	-16.259	2	-.004	6	-.006	1	.07	3
5207		4	max	382.987	2	424.405	6	25.249	1	0	1	.003	2	.374	8
5208			min	-2909.49	5	73.092	1	-15.965	2	-.004	6	-.005	1	.066	3
5209		5	max	383.281	2	424.043	6	24.954	1	0	1	.002	2	.361	8
5210			min	-2909.589	5	72.98	1	-15.67	2	-.004	6	-.004	1	.063	3
5211		6	max	383.576	2	423.681	6	24.66	1	0	1	.002	2	.348	8
5212			min	-2909.688	5	72.868	1	-15.376	2	-.004	6	-.004	1	.059	3
5213		7	max	383.87	2	423.319	6	24.366	1	0	1	.001	2	.335	8
5214			min	-2909.787	5	72.757	1	-15.082	2	-.004	6	-.003	1	.056	3
5215		8	max	384.164	2	422.957	6	24.072	1	0	1	.001	2	.322	8
5216			min	-2909.886	5	72.645	1	-14.787	2	-.004	6	-.002	1	.053	3

Envelope Member Section Forces (Continued)

	Member	Sec		Axial[lb]	LC	y Shear[lb]	LC	z Shear[lb]	LC	Torque[k-...	LC	y-y Mome...	LC	z-z Mome...	LC
5217		9	max	384.458	2	422.595	6	23.777	1	0	1	0	2	.31	8
5218			min	-2909.985	5	72.533	1	-14.493	2	-.004	6	-.001	1	.049	3
5219		10	max	384.753	2	422.233	6	23.483	1	0	1	0	2	.297	8
5220			min	-2910.084	5	72.422	1	-14.199	2	-.004	6	0	5	.046	3
5221		11	max	385.047	2	421.871	6	23.189	1	0	1	0	4	.284	8
5222			min	-2910.182	5	72.31	1	-13.905	2	-.004	6	0	3	.043	3
5223		12	max	385.341	2	421.509	6	22.895	1	0	1	0	4	.271	8
5224			min	-2910.281	5	72.198	1	-13.61	2	-.004	6	0	3	.039	3
5225		13	max	385.635	2	421.148	6	22.6	1	0	1	.002	1	.259	8
5226			min	-2910.38	5	72.086	1	-13.316	2	-.004	6	-.001	2	.036	3
5227		14	max	385.93	2	420.786	6	22.306	1	0	1	.002	1	.246	8
5228			min	-2910.479	5	71.975	1	-13.022	2	-.004	6	-.002	2	.032	3
5229		15	max	386.224	2	420.424	6	22.012	1	0	1	.003	1	.233	8
5230			min	-2910.578	5	71.863	1	-12.728	2	-.004	6	-.002	2	.029	3
5231		16	max	386.518	2	420.062	6	21.717	1	0	1	.004	1	.221	8
5232			min	-2910.677	5	71.751	1	-12.433	2	-.004	6	-.002	2	.026	3
5233		17	max	386.813	2	419.7	6	21.423	1	0	1	.004	1	.208	8
5234			min	-2910.776	5	71.64	1	-12.139	2	-.004	6	-.003	2	.022	3
5235		18	max	387.107	2	419.338	6	21.129	1	0	1	.005	1	.195	8
5236			min	-2910.875	5	71.528	1	-11.845	2	-.004	6	-.003	2	.019	3
5237		19	max	387.401	2	418.976	6	21.103	4	0	1	.006	1	.182	8
5238			min	-2910.974	5	71.416	1	-12.023	3	-.004	6	-.003	2	.016	3
5239		20	max	387.695	2	418.614	6	21.397	4	0	1	.006	1	.17	8
5240			min	-2911.072	5	71.305	1	-12.318	3	-.004	6	-.004	2	.012	3
5241	M60	1	max	375.291	2	219.527	6	10.192	4	0	4	.005	3	.341	8
5242			min	-1837.834	5	29.644	1	-10.934	3	-.002	7	-.004	4	.051	3
5243		2	max	374.454	2	218.498	6	9.355	4	0	4	.004	3	.322	8
5244			min	-1837.553	5	29.326	1	-10.097	3	-.002	7	-.003	4	.047	3
5245		3	max	373.617	2	217.469	6	8.518	4	0	4	.003	3	.304	8
5246			min	-1837.272	5	29.009	1	-9.26	3	-.002	7	-.002	4	.042	3
5247		4	max	372.78	2	216.439	6	7.681	4	0	4	.002	3	.286	8
5248			min	-1836.991	5	28.691	1	-8.423	3	-.002	7	-.002	4	.038	3
5249		5	max	371.943	2	215.41	6	6.845	4	0	4	.001	3	.268	8
5250			min	-1836.709	5	28.373	1	-7.586	3	-.002	7	0	4	.033	3
5251		6	max	371.106	2	214.381	6	6.008	4	0	4	.001	2	.249	8
5252			min	-1836.428	5	28.056	1	-6.749	3	-.002	7	0	1	.029	3
5253		7	max	370.269	2	213.352	6	5.171	4	0	4	.001	2	.231	8
5254			min	-1836.147	5	27.738	1	-5.912	3	-.002	7	0	1	.025	3
5255		8	max	369.433	2	212.323	6	4.334	4	0	4	.001	2	.213	8
5256			min	-1835.866	5	27.42	1	-5.076	3	-.002	7	0	1	.02	3
5257		9	max	368.596	2	211.293	6	3.497	4	0	4	.001	2	.195	8
5258			min	-1835.585	5	27.103	1	-4.239	3	-.002	7	0	1	.016	3
5259		10	max	367.759	2	210.264	6	2.66	4	0	4	.001	4	.178	8
5260			min	-1835.303	5	26.785	1	-3.402	3	-.002	7	0	3	.012	3
5261		11	max	366.922	2	209.235	6	1.982	1	0	4	.001	4	.16	8
5262			min	-1835.022	5	26.467	1	-2.696	2	-.002	7	-.001	3	.008	3
5263		12	max	366.085	2	208.206	6	2.819	1	0	4	.001	4	.142	8
5264			min	-1834.741	5	26.15	1	-3.533	2	-.002	7	-.001	3	.003	3
5265		13	max	365.248	2	207.177	6	3.656	1	0	4	.001	4	.125	8
5266			min	-1834.46	5	25.832	1	-4.369	2	-.002	7	-.002	3	0	3
5267		14	max	364.411	2	206.147	6	4.493	1	0	4	.001	4	.107	8
5268			min	-1834.178	5	25.514	1	-5.206	2	-.002	7	-.002	3	-.005	3

Envelope Member Section Forces (Continued)

	Member	Sec		Axial[lb]	LC	y Shear[lb]	LC	z Shear[lb]	LC	Torque[k-...	LC	y-y Mome...	LC	z-z Mome...	LC
5269		15	max	363.574	2	205.118	6	5.33	1	0	4	.001	4	.09	8
5270			min	-1833.897	5	25.197	1	-6.043	2	-.002	7	-.002	3	-.009	3
5271		16	max	362.738	2	204.089	6	6.167	1	0	4	.001	4	.073	8
5272			min	-1833.616	5	24.879	1	-6.88	2	-.002	7	-.001	3	-.013	3
5273		17	max	361.901	2	203.06	6	7.003	1	0	4	.002	1	.056	8
5274			min	-1833.335	5	24.561	1	-7.717	2	-.002	7	-.002	2	-.017	3
5275		18	max	361.064	2	202.031	6	7.84	1	0	4	.002	1	.042	4
5276			min	-1833.053	5	24.244	1	-8.554	2	-.002	7	-.003	2	-.021	3
5277		19	max	360.227	2	201.001	6	8.677	1	0	4	.003	1	.034	4
5278			min	-1832.772	5	23.926	1	-9.391	2	-.002	7	-.003	2	-.025	3
5279		20	max	359.39	2	199.972	6	9.514	1	0	4	.004	1	.026	4
5280			min	-1832.491	5	23.608	1	-10.227	2	-.002	7	-.004	2	-.034	9
5281	M61	1	max	566.486	3	263.993	8	8.003	4	0	1	.002	3	.307	8
5282			min	-319.872	4	49.827	3	-6.487	3	0	2	-.003	4	.036	3
5283		2	max	565.92	3	263.295	8	7.436	4	0	1	.002	3	.292	8
5284			min	-319.305	4	49.612	3	-5.92	3	0	2	-.002	4	.033	3
5285		3	max	565.353	3	262.598	8	6.869	4	0	1	.001	3	.276	8
5286			min	-318.738	4	49.397	3	-5.353	3	0	2	-.002	4	.03	3
5287		4	max	564.786	3	261.901	8	6.302	4	0	1	.001	3	.261	8
5288			min	-318.171	4	49.181	3	-4.787	3	0	2	-.001	4	.027	3
5289		5	max	564.219	3	261.204	8	5.735	4	0	1	0	3	.245	8
5290			min	-317.604	4	48.966	3	-4.22	3	0	2	0	4	.024	3
5291		6	max	563.652	3	260.506	8	5.168	4	0	1	0	2	.23	8
5292			min	-317.038	4	48.751	3	-3.653	3	0	2	0	1	.021	3
5293		7	max	563.085	3	259.809	8	4.601	4	0	1	0	2	.214	8
5294			min	-316.471	4	48.536	3	-3.086	3	0	2	0	1	.018	3
5295		8	max	562.518	3	259.112	8	4.034	4	0	1	0	2	.199	8
5296			min	-315.904	4	48.321	3	-2.519	3	0	2	0	1	.016	3
5297		9	max	561.951	3	258.415	8	3.467	4	0	1	0	2	.184	8
5298			min	-315.337	4	48.105	3	-1.952	3	0	2	0	1	.013	3
5299		10	max	561.384	3	257.717	8	2.9	4	0	1	0	2	.168	8
5300			min	-314.77	4	47.89	3	-1.385	3	0	2	0	1	.01	3
5301		11	max	560.817	3	257.02	8	2.975	1	0	1	0	6	.153	8
5302			min	-314.203	4	47.675	3	-1.477	2	0	2	0	1	.007	3
5303		12	max	560.25	3	256.323	8	3.542	1	0	1	0	8	.138	8
5304			min	-313.636	4	47.46	3	-2.044	2	0	2	0	3	.004	3
5305		13	max	559.683	3	255.626	8	4.109	1	0	1	0	8	.123	8
5306			min	-313.069	4	47.245	3	-2.611	2	0	2	0	3	.001	3
5307		14	max	559.116	3	254.929	8	4.676	1	0	1	0	8	.108	8
5308			min	-312.502	4	47.029	3	-3.177	2	0	2	0	3	-.001	3
5309		15	max	558.549	3	254.231	8	5.243	1	0	1	.001	8	.093	8
5310			min	-311.935	4	46.814	3	-3.744	2	0	2	0	3	-.004	3
5311		16	max	557.983	3	253.534	8	5.81	1	0	1	.001	5	.078	8
5312			min	-311.368	4	46.599	3	-4.311	2	0	2	0	2	-.007	3
5313		17	max	557.416	3	252.837	8	6.376	1	0	1	.002	5	.063	8
5314			min	-310.801	4	46.384	3	-4.878	2	0	2	0	2	-.01	3
5315		18	max	556.849	3	252.14	8	6.943	1	0	1	.002	1	.048	8
5316			min	-310.234	4	46.169	3	-5.445	2	0	2	0	2	-.012	3
5317		19	max	556.282	3	251.442	8	7.51	1	0	1	.002	1	.034	4
5318			min	-309.667	4	45.953	3	-6.012	2	0	2	-.001	2	-.015	3
5319		20	max	555.715	3	250.745	8	8.077	1	0	1	.003	1	.026	4
5320			min	-309.1	4	45.738	3	-6.579	2	0	2	-.002	2	-.018	3

Envelope Member Section Forces (Continued)

	Member	Sec		Axial[lb]	LC	y Shear[lb]	LC	z Shear[lb]	LC	Torque[k-...	LC	y-y Mome...	LC	z-z Mome...	LC
5321	M62	1	max	358.038	4	380.163	8	11.873	4	.003	8	.006	3	.405	6
5322			min	-2932.153	7	113.931	3	-21.75	3	0	3	-.003	4	.084	1
5323		2	max	358.332	4	379.801	8	11.579	4	.003	8	.006	3	.393	6
5324			min	-2932.252	7	113.819	3	-21.456	3	0	3	-.003	4	.081	1
5325		3	max	358.626	4	379.439	8	11.285	4	.003	8	.005	3	.382	6
5326			min	-2932.351	7	113.707	3	-21.162	3	0	3	-.002	4	.077	1
5327		4	max	358.92	4	379.077	8	10.991	4	.003	8	.004	3	.37	6
5328			min	-2932.45	7	113.596	3	-20.867	3	0	3	-.002	4	.073	1
5329		5	max	359.215	4	378.715	8	10.696	4	.003	8	.004	3	.359	6
5330			min	-2932.549	7	113.484	3	-20.573	3	0	3	-.002	4	.07	1
5331		6	max	359.509	4	378.354	8	10.402	4	.003	8	.003	3	.347	6
5332			min	-2932.647	7	113.372	3	-20.279	3	0	3	-.001	4	.066	1
5333		7	max	359.803	4	377.992	8	10.673	1	.003	8	.002	3	.336	6
5334			min	-2932.746	7	113.261	3	-20.351	2	0	3	-.001	4	.062	1
5335		8	max	360.097	4	377.63	8	10.967	1	.003	8	.002	3	.324	6
5336			min	-2932.845	7	113.149	3	-20.645	2	0	3	0	4	.058	1
5337		9	max	360.392	4	377.268	8	11.261	1	.003	8	.001	7	.312	6
5338			min	-2932.944	7	113.037	3	-20.94	2	0	3	0	4	.055	1
5339		10	max	360.686	4	376.906	8	11.555	1	.003	8	0	7	.301	6
5340			min	-2933.043	7	112.925	3	-21.234	2	0	3	0	4	.051	1
5341		11	max	360.98	4	376.544	8	11.85	1	.003	8	0	1	.289	6
5342			min	-2933.142	7	112.814	3	-21.528	2	0	3	0	2	.047	1
5343		12	max	361.274	4	376.182	8	12.144	1	.003	8	0	1	.278	6
5344			min	-2933.241	7	112.702	3	-21.822	2	0	3	-.001	2	.044	1
5345		13	max	361.569	4	375.82	8	12.438	1	.003	8	.001	1	.266	6
5346			min	-2933.34	7	112.59	3	-22.117	2	0	3	-.002	2	.04	1
5347		14	max	361.863	4	375.458	8	12.733	1	.003	8	.002	1	.255	6
5348			min	-2933.439	7	112.479	3	-22.411	2	0	3	-.002	2	.036	1
5349		15	max	362.157	4	375.096	8	13.027	1	.003	8	.002	1	.243	6
5350			min	-2933.537	7	112.367	3	-22.705	2	0	3	-.003	2	.033	1
5351		16	max	362.452	4	374.735	8	13.321	1	.003	8	.003	1	.232	6
5352			min	-2933.636	7	112.255	3	-23	2	0	3	-.004	2	.029	1
5353		17	max	362.746	4	374.373	8	13.615	1	.003	8	.003	1	.22	6
5354			min	-2933.735	7	112.143	3	-23.294	2	0	3	-.005	2	.025	1
5355		18	max	363.04	4	374.011	8	13.91	1	.003	8	.003	1	.209	6
5356			min	-2933.834	7	112.032	3	-23.588	2	0	3	-.005	2	.022	1
5357		19	max	363.334	4	373.649	8	14.204	1	.003	8	.004	1	.198	6
5358			min	-2933.933	7	111.92	3	-23.882	2	0	3	-.006	2	.018	1
5359		20	max	363.629	4	373.287	8	14.498	1	.003	8	.004	1	.186	6
5360			min	-2934.032	7	111.808	3	-24.177	2	0	3	-.007	2	.014	1
5361	M103	1	max	495.139	3	218.698	6	10.003	4	.002	2	.003	3	.347	6
5362			min	-1850.148	8	35.105	1	-9.378	3	0	1	-.004	4	.047	1
5363		2	max	495.976	3	217.668	6	9.166	4	.002	2	.003	3	.328	6
5364			min	-1850.429	8	34.788	1	-8.541	3	0	1	-.003	4	.044	1
5365		3	max	496.812	3	216.639	6	8.329	4	.002	2	.002	3	.309	6
5366			min	-1850.71	8	34.47	1	-7.704	3	0	1	-.002	4	.041	1
5367		4	max	497.649	3	215.61	6	7.492	4	.002	2	.001	3	.291	6
5368			min	-1850.992	8	34.152	1	-6.867	3	0	1	-.002	4	.038	1
5369		5	max	498.486	3	214.581	6	6.656	4	.002	2	0	3	.272	6
5370			min	-1851.273	8	33.835	1	-6.03	3	0	1	-.001	4	.035	1
5371		6	max	499.323	3	213.552	6	5.819	4	.002	2	0	1	.253	6
5372			min	-1851.554	8	33.517	1	-5.193	3	0	1	0	2	.032	1

Envelope Member Section Forces (Continued)

	Member	Sec		Axial[lb]	LC	y Shear[lb]	LC	z Shear[lb]	LC	Torque[k-...	LC	y-y Mome...	LC	z-z Mome...	LC
5373		7	max	500.16	3	212.522	6	4.982	4	.002	2	0	1	.234	6
5374			min	-1851.835	8	33.199	1	-4.356	3	0	1	0	2	.029	1
5375		8	max	500.997	3	211.493	6	4.145	4	.002	2	0	1	.216	6
5376			min	-1852.117	8	32.882	1	-3.52	3	0	1	-.001	2	.026	1
5377		9	max	501.834	3	210.464	6	3.308	4	.002	2	0	1	.198	7
5378			min	-1852.398	8	32.564	1	-2.683	3	0	1	-.001	2	.024	1
5379		10	max	502.67	3	209.435	6	2.471	4	.002	2	0	1	.18	7
5380			min	-1852.679	8	32.246	1	-1.846	3	0	1	-.001	2	.021	1
5381		11	max	503.507	3	208.406	6	1.708	2	.002	2	.001	4	.162	7
5382			min	-1852.96	8	31.929	1	-1.1	1	0	1	-.001	3	.018	1
5383		12	max	504.344	3	207.377	6	2.545	2	.002	2	.001	4	.144	7
5384			min	-1853.241	8	31.611	1	-1.937	1	0	1	-.001	3	.015	1
5385		13	max	505.181	3	206.347	6	3.381	2	.002	2	.001	4	.126	7
5386			min	-1853.523	8	31.293	1	-2.774	1	0	1	-.001	3	.012	1
5387		14	max	506.018	3	205.318	6	4.218	2	.002	2	.001	4	.108	7
5388			min	-1853.804	8	30.976	1	-3.611	1	0	1	-.001	3	.01	1
5389		15	max	506.855	3	204.289	6	5.055	2	.002	2	.001	4	.091	7
5390			min	-1854.085	8	30.658	1	-4.448	1	0	1	0	3	.007	1
5391		16	max	507.692	3	203.26	6	5.892	2	.002	2	0	4	.073	7
5392			min	-1854.366	8	30.34	1	-5.284	1	0	1	0	3	.004	1
5393		17	max	508.529	3	202.231	6	6.729	2	.002	2	.001	2	.056	7
5394			min	-1854.648	8	30.023	1	-6.121	1	0	1	0	1	.002	1
5395		18	max	509.365	3	201.201	6	7.566	2	.002	2	.002	2	.039	7
5396			min	-1854.929	8	29.705	1	-6.958	1	0	1	-.002	1	0	1
5397		19	max	510.202	3	200.172	6	8.403	2	.002	2	.003	2	.021	7
5398			min	-1855.21	8	29.387	1	-7.795	1	0	1	-.002	1	-.004	1
5399		20	max	511.039	3	199.143	6	9.239	2	.002	2	.003	2	.011	10
5400			min	-1855.491	8	29.07	1	-8.632	1	0	1	-.003	1	-.006	1
5401	M104	1	max	513.031	4	270.898	6	4.846	4	.002	2	.002	3	.315	7
5402			min	-302.768	3	58.78	1	-6.358	3	-.001	1	-.001	4	.063	4
5403		2	max	512.464	4	270.2	6	4.279	4	.002	2	.001	3	.299	7
5404			min	-302.201	3	58.565	1	-5.791	3	-.001	1	0	4	.059	4
5405		3	max	511.897	4	269.503	6	3.712	4	.002	2	.001	3	.283	7
5406			min	-301.634	3	58.35	1	-5.224	3	-.001	1	0	4	.055	4
5407		4	max	511.33	4	268.806	6	3.145	4	.002	2	0	1	.268	7
5408			min	-301.067	3	58.134	1	-4.657	3	-.001	1	0	2	.051	4
5409		5	max	510.763	4	268.109	6	2.578	4	.002	2	0	1	.252	7
5410			min	-300.5	3	57.919	1	-4.09	3	-.001	1	0	2	.048	4
5411		6	max	510.196	4	267.411	6	2.011	4	.002	2	0	1	.236	7
5412			min	-299.933	3	57.704	1	-3.523	3	-.001	1	0	2	.044	4
5413		7	max	509.629	4	266.714	6	1.445	4	.002	2	0	1	.22	7
5414			min	-299.366	3	57.489	1	-2.956	3	-.001	1	0	2	.04	4
5415		8	max	509.062	4	266.017	6	1.231	2	.002	2	0	1	.204	7
5416			min	-298.799	3	57.274	1	-2.734	1	-.001	1	0	2	.036	4
5417		9	max	508.495	4	265.32	6	1.798	2	.002	2	0	1	.189	7
5418			min	-298.233	3	57.058	1	-3.301	1	-.001	1	0	2	.033	4
5419		10	max	507.928	4	264.622	6	2.365	2	.002	2	0	1	.173	7
5420			min	-297.666	3	56.843	1	-3.868	1	-.001	1	0	6	.029	4
5421		11	max	507.361	4	263.925	6	2.932	2	.002	2	0	4	.158	7
5422			min	-297.099	3	56.628	1	-4.435	1	-.001	1	0	7	.025	4
5423		12	max	506.794	4	263.228	6	3.499	2	.002	2	0	4	.142	7
5424			min	-296.532	3	56.413	1	-5.002	1	-.001	1	0	7	.021	4

Envelope Member Section Forces (Continued)

	Member	Sec		Axial[lb]	LC	y Shear[lb]	LC	z Shear[lb]	LC	Torque[k-...	LC	y-y Mome...	LC	z-z Mome...	LC
5425		13	max	506.227	4	262.531	6	4.066	2	.002	2	0	2	.126	7
5426			min	-295.965	3	56.198	1	-5.569	1	-.001	1	0	7	.018	4
5427		14	max	505.66	4	261.834	6	4.633	2	.002	2	0	2	.111	7
5428			min	-295.398	3	55.982	1	-6.136	1	-.001	1	0	1	.014	4
5429		15	max	505.093	4	261.136	6	5.199	2	.002	2	0	2	.096	7
5430			min	-294.831	3	55.767	1	-6.703	1	-.001	1	-.001	1	.01	4
5431		16	max	504.527	4	260.439	6	5.766	2	.002	2	0	2	.08	7
5432			min	-294.264	3	55.552	1	-7.27	1	-.001	1	-.002	1	.006	4
5433		17	max	503.96	4	259.742	6	6.333	2	.002	2	.001	2	.065	7
5434			min	-293.697	3	55.337	1	-7.837	1	-.001	1	-.002	1	.003	4
5435		18	max	503.393	4	259.045	6	6.9	2	.002	2	.002	2	.05	7
5436			min	-293.13	3	55.122	1	-8.403	1	-.001	1	-.003	1	0	4
5437		19	max	502.826	4	258.347	6	7.467	2	.002	2	.002	2	.034	7
5438			min	-292.563	3	54.906	1	-8.97	1	-.001	1	-.003	1	-.004	4
5439		20	max	502.259	4	257.65	6	8.034	2	.002	2	.003	2	.019	7
5440			min	-291.996	3	54.691	1	-9.537	1	-.001	1	-.004	1	-.008	4
5441	M105	1	max	203.559	3	422.357	7	20.199	4	0	4	.003	3	.418	6
5442			min	-2875.975	8	91.421	4	-10.966	3	-.004	7	-.006	4	.045	1
5443		2	max	203.853	3	421.995	7	19.905	4	0	4	.002	3	.405	6
5444			min	-2876.074	8	91.309	4	-10.672	3	-.004	7	-.005	4	.041	1
5445		3	max	204.147	3	421.633	7	19.611	4	0	4	.002	3	.392	6
5446			min	-2876.173	8	91.197	4	-10.378	3	-.004	7	-.005	4	.038	1
5447		4	max	204.441	3	421.271	7	19.317	4	0	4	.002	3	.379	6
5448			min	-2876.272	8	91.086	4	-10.083	3	-.004	7	-.004	4	.035	1
5449		5	max	204.736	3	420.909	7	19.022	4	0	4	.001	3	.366	6
5450			min	-2876.371	8	90.974	4	-9.789	3	-.004	7	-.003	4	.032	1
5451		6	max	205.03	3	420.547	7	18.728	4	0	4	.001	3	.353	6
5452			min	-2876.469	8	90.862	4	-9.495	3	-.004	7	-.003	4	.029	1
5453		7	max	205.324	3	420.185	7	18.434	4	0	4	0	3	.341	6
5454			min	-2876.568	8	90.751	4	-9.201	3	-.004	7	-.002	4	.026	1
5455		8	max	205.618	3	419.823	7	18.139	4	0	4	0	3	.328	6
5456			min	-2876.667	8	90.639	4	-8.906	3	-.004	7	-.002	8	.023	1
5457		9	max	205.913	3	419.461	7	17.845	4	0	4	0	3	.315	6
5458			min	-2876.766	8	90.527	4	-8.612	3	-.004	7	-.001	8	.02	1
5459		10	max	206.207	3	419.1	7	17.551	4	0	4	0	3	.302	6
5460			min	-2876.865	8	90.415	4	-8.318	3	-.004	7	0	8	.016	1
5461		11	max	206.501	3	418.738	7	17.257	4	0	4	0	4	.289	6
5462			min	-2876.964	8	90.304	4	-8.024	3	-.004	7	0	5	.013	1
5463		12	max	206.796	3	418.376	7	16.962	4	0	4	0	4	.277	6
5464			min	-2877.063	8	90.192	4	-7.729	3	-.004	7	0	3	.01	1
5465		13	max	207.09	3	418.014	7	16.668	4	0	4	.001	4	.264	6
5466			min	-2877.162	8	90.08	4	-7.435	3	-.004	7	0	3	.007	1
5467		14	max	207.384	3	417.652	7	16.374	4	0	4	.002	4	.251	6
5468			min	-2877.261	8	89.969	4	-7.141	3	-.004	7	0	3	.004	1
5469		15	max	207.678	3	417.29	7	16.08	4	0	4	.002	4	.238	6
5470			min	-2877.359	8	89.857	4	-6.847	3	-.004	7	-.001	3	0	1
5471		16	max	207.973	3	416.928	7	15.785	4	0	4	.003	4	.226	6
5472			min	-2877.458	8	89.745	4	-6.552	3	-.004	7	-.001	3	-.002	1
5473		17	max	208.267	3	416.566	7	15.78	2	0	4	.003	4	.213	6
5474			min	-2877.557	8	89.634	4	-6.708	1	-.004	7	-.002	3	-.005	1
5475		18	max	208.561	3	416.204	7	16.074	2	0	4	.003	4	.2	6
5476			min	-2877.656	8	89.522	4	-7.002	1	-.004	7	-.002	3	-.008	1

Envelope Member Section Forces (Continued)

	Member	Sec		Axial[lb]	LC	y Shear[lb]	LC	z Shear[lb]	LC	Torque[k-...	LC	y-y Mome...	LC	z-z Mome...	LC
5477		19	max	208.855	3	415.842	7	16.368	2	0	4	.004	4	.187	6
5478			min	-2877.755	8	89.41	4	-7.297	1	-.004	7	-.002	3	-.011	1
5479		20	max	209.15	3	415.481	7	16.662	2	0	4	.004	4	.175	6
5480			min	-2877.854	8	89.298	4	-7.591	1	-.004	7	-.002	3	-.015	1
5481	M136	1	max	338.717	3	219.096	7	9.686	2	0	2	.004	1	.339	6
5482			min	-1832.334	8	32.372	4	-10.425	1	-.002	1	-.004	2	.063	1
5483		2	max	337.88	3	218.067	7	8.849	2	0	2	.003	1	.32	6
5484			min	-1832.052	8	32.054	4	-9.588	1	-.002	1	-.003	2	.058	1
5485		3	max	337.043	3	217.038	7	8.012	2	0	2	.003	1	.302	6
5486			min	-1831.771	8	31.737	4	-8.751	1	-.002	1	-.002	2	.053	1
5487		4	max	336.206	3	216.008	7	7.176	2	0	2	.002	1	.284	6
5488			min	-1831.49	8	31.419	4	-7.914	1	-.002	1	-.001	2	.047	1
5489		5	max	335.37	3	214.979	7	6.339	2	0	2	.001	1	.266	6
5490			min	-1831.209	8	31.101	4	-7.077	1	-.002	1	0	2	.042	1
5491		6	max	334.533	3	213.95	7	5.502	2	0	2	0	3	.248	6
5492			min	-1830.928	8	30.784	4	-6.24	1	-.002	1	0	4	.037	1
5493		7	max	333.696	3	212.921	7	4.665	2	0	2	.001	3	.23	6
5494			min	-1830.646	8	30.466	4	-5.403	1	-.002	1	0	4	.032	1
5495		8	max	332.859	3	211.892	7	3.828	2	0	2	.001	3	.212	6
5496			min	-1830.365	8	30.148	4	-4.567	1	-.002	1	0	4	.027	1
5497		9	max	332.022	3	210.862	7	2.991	2	0	2	.001	3	.194	6
5498			min	-1830.084	8	29.831	4	-3.73	1	-.002	1	0	4	.022	1
5499		10	max	331.185	3	209.833	7	2.154	2	0	2	.001	2	.177	6
5500			min	-1829.803	8	29.513	4	-2.893	1	-.002	1	-.001	1	.016	1
5501		11	max	330.348	3	208.804	7	1.39	4	0	2	.001	2	.159	6
5502			min	-1829.521	8	29.195	4	-2.11	3	-.002	1	-.001	1	.011	1
5503		12	max	329.511	3	207.775	7	2.227	4	0	2	.001	2	.142	6
5504			min	-1829.24	8	28.878	4	-2.947	3	-.002	1	-.001	1	.006	1
5505		13	max	328.675	3	206.746	7	3.064	4	0	2	.001	2	.124	6
5506			min	-1828.959	8	28.56	4	-3.784	3	-.002	1	-.001	1	.001	1
5507		14	max	327.838	3	205.716	7	3.901	4	0	2	.001	2	.107	6
5508			min	-1828.678	8	28.242	4	-4.621	3	-.002	1	-.001	1	-.004	1
5509		15	max	327.001	3	204.687	7	4.738	4	0	2	.001	2	.09	6
5510			min	-1828.397	8	27.925	4	-5.458	3	-.002	1	-.001	1	-.009	1
5511		16	max	326.164	3	203.658	7	5.575	4	0	2	0	2	.073	6
5512			min	-1828.115	8	27.607	4	-6.295	3	-.002	1	-.001	1	-.014	1
5513		17	max	325.327	3	202.629	7	6.411	4	0	2	.001	4	.056	6
5514			min	-1827.834	8	27.289	4	-7.131	3	-.002	1	-.002	3	-.018	1
5515		18	max	324.49	3	201.6	7	7.248	4	0	2	.002	4	.044	2
5516			min	-1828.009	5	26.972	4	-7.968	3	-.002	1	-.002	3	-.023	1
5517		19	max	323.653	3	200.57	7	8.085	4	0	2	.002	4	.037	2
5518			min	-1828.29	5	26.654	4	-8.805	3	-.002	1	-.003	3	-.028	1
5519		20	max	322.817	3	199.541	7	8.922	4	0	2	.003	4	.029	2
5520			min	-1828.572	5	26.336	4	-9.642	3	-.002	1	-.004	3	-.033	1
5521	M137	1	max	406.539	5	263.303	6	8.407	2	0	4	.002	1	.307	6
5522			min	-101.462	2	52.94	1	-6.899	1	0	3	-.003	2	.038	1
5523		2	max	406.348	5	262.606	6	7.841	2	0	4	.002	1	.291	6
5524			min	-100.895	2	52.725	1	-6.332	1	0	3	-.002	2	.035	1
5525		3	max	406.158	5	261.909	6	7.274	2	0	4	.001	1	.276	6
5526			min	-100.328	2	52.51	1	-5.766	1	0	3	-.002	2	.032	1
5527		4	max	405.967	5	261.212	6	6.707	2	0	4	0	1	.26	6
5528			min	-99.761	2	52.294	1	-5.199	1	0	3	-.001	2	.029	1

Envelope Member Section Forces (Continued)

	Member	Sec		Axial[lb]	LC	y Shear[lb]	LC	z Shear[lb]	LC	Torque[k-...	LC	y-y Mome...	LC	z-z Mome...	LC
5529		5	max	405.777	5	260.514	6	6.14	2	0	4	0	1	.245	6
5530			min	-99.194	2	52.079	1	-4.632	1	0	3	0	2	.026	1
5531		6	max	405.586	5	259.817	6	5.573	2	0	4	0	3	.229	6
5532			min	-98.627	2	51.864	1	-4.065	1	0	3	0	4	.023	1
5533		7	max	405.396	5	259.12	6	5.006	2	0	4	0	3	.214	6
5534			min	-98.06	2	51.649	1	-3.498	1	0	3	0	4	.02	1
5535		8	max	405.205	5	258.423	6	4.439	2	0	4	0	3	.199	6
5536			min	-97.494	2	51.434	1	-2.931	1	0	3	0	4	.017	1
5537		9	max	405.015	5	257.726	6	3.872	2	0	4	0	3	.183	6
5538			min	-96.927	2	51.218	1	-2.364	1	0	3	0	4	.013	1
5539		10	max	404.824	5	257.028	6	3.305	2	0	4	0	3	.168	6
5540			min	-96.36	2	51.003	1	-1.797	1	0	3	0	4	.01	1
5541		11	max	404.634	5	256.331	6	2.961	4	0	4	0	2	.153	6
5542			min	-95.793	2	50.788	1	-1.458	3	0	3	0	1	.007	1
5543		12	max	404.443	5	255.634	6	3.528	4	0	4	0	2	.138	6
5544			min	-95.226	2	50.573	1	-2.025	3	0	3	0	1	.004	1
5545		13	max	404.253	5	254.937	6	4.095	4	0	4	0	2	.123	6
5546			min	-94.659	2	50.358	1	-2.592	3	0	3	0	1	.001	1
5547		14	max	404.062	5	254.239	6	4.662	4	0	4	.001	2	.108	6
5548			min	-94.092	2	50.142	1	-3.159	3	0	3	0	1	-.002	1
5549		15	max	403.872	5	253.542	6	5.229	4	0	4	.001	6	.093	6
5550			min	-93.525	2	49.927	1	-3.726	3	0	3	0	1	-.004	1
5551		16	max	403.681	5	252.845	6	5.796	4	0	4	.001	8	.078	6
5552			min	-92.958	2	49.712	1	-4.293	3	0	3	0	1	-.007	1
5553		17	max	403.491	5	252.148	6	6.363	4	0	4	.002	8	.063	6
5554			min	-92.391	2	49.497	1	-4.86	3	0	3	0	3	-.01	1
5555		18	max	403.3	5	251.451	6	6.93	4	0	4	.002	4	.048	6
5556			min	-91.824	2	49.282	1	-5.427	3	0	3	0	3	-.013	1
5557		19	max	403.11	5	250.753	6	7.497	4	0	4	.002	4	.035	2
5558			min	-91.257	2	49.066	1	-5.994	3	0	3	-.001	3	-.016	1
5559		20	max	402.919	5	250.056	6	8.063	4	0	4	.003	4	.027	2
5560			min	-90.69	2	48.851	1	-6.561	3	0	3	-.002	3	-.019	1
5561	M138	1	max	452.754	2	379.685	6	6.764	2	.003	6	.005	5	.404	7
5562			min	-2948.922	5	115.7	1	-16.78	5	0	1	-.002	2	.093	4
5563		2	max	453.048	2	379.323	6	6.47	2	.003	6	.005	5	.392	7
5564			min	-2949.021	5	115.588	1	-16.681	5	0	1	-.002	2	.089	4
5565		3	max	453.343	2	378.961	6	6.176	2	.003	6	.004	5	.38	7
5566			min	-2949.12	5	115.476	1	-16.582	5	0	1	-.001	2	.086	4
5567		4	max	453.637	2	378.599	6	5.882	2	.003	6	.004	5	.369	7
5568			min	-2949.219	5	115.364	1	-16.483	5	0	1	-.001	2	.082	4
5569		5	max	453.931	2	378.237	6	5.587	2	.003	6	.003	5	.357	7
5570			min	-2949.317	5	115.253	1	-16.385	5	0	1	-.001	2	.078	4
5571		6	max	454.225	2	377.875	6	5.829	4	.003	6	.003	5	.346	7
5572			min	-2949.416	5	115.141	1	-16.286	5	0	1	0	2	.074	4
5573		7	max	454.52	2	377.513	6	6.123	4	.003	6	.002	5	.334	7
5574			min	-2949.515	5	115.029	1	-16.187	5	0	1	0	2	.071	4
5575		8	max	454.814	2	377.151	6	6.418	4	.003	6	.002	5	.322	7
5576			min	-2949.614	5	114.918	1	-16.176	7	0	1	0	2	.067	4
5577		9	max	455.108	2	376.789	6	6.712	4	.003	6	.001	1	.311	7
5578			min	-2949.713	5	114.806	1	-16.446	3	0	1	0	2	.063	4
5579		10	max	455.402	2	376.427	6	7.006	4	.003	6	0	1	.299	7
5580			min	-2949.812	5	114.694	1	-16.74	3	0	1	0	2	.06	4

Envelope Member Section Forces (Continued)

	Member	Sec		Axial[lb]	LC	y Shear[lb]	LC	z Shear[lb]	LC	Torque[k-...	LC	y-y Mome...	LC	z-z Mome...	LC
5581		11	max	455.697	2	376.066	6	7.3	4	.003	6	0	4	.288	7
5582			min	-2949.911	5	114.583	1	-17.034	3	0	1	0	3	.056	4
5583		12	max	455.991	2	375.704	6	7.595	4	.003	6	0	4	.276	7
5584			min	-2950.01	5	114.471	1	-17.329	3	0	1	0	3	.052	4
5585		13	max	456.285	2	375.342	6	7.889	4	.003	6	0	4	.265	7
5586			min	-2950.109	5	114.359	1	-17.623	3	0	1	-.001	3	.048	4
5587		14	max	456.58	2	374.98	6	8.183	4	.003	6	.001	4	.253	7
5588			min	-2950.207	5	114.247	1	-17.917	3	0	1	-.002	3	.045	4
5589		15	max	456.874	2	374.618	6	8.478	4	.003	6	.001	4	.242	7
5590			min	-2950.306	5	114.136	1	-18.212	3	0	1	-.002	3	.041	4
5591		16	max	457.168	2	374.256	6	8.772	4	.003	6	.002	4	.23	7
5592			min	-2950.405	5	114.024	1	-18.506	3	0	1	-.003	3	.037	4
5593		17	max	457.462	2	373.894	6	9.066	4	.003	6	.002	4	.219	7
5594			min	-2950.504	5	113.912	1	-18.8	3	0	1	-.004	3	.034	4
5595		18	max	457.757	2	373.532	6	9.36	4	.003	6	.002	4	.208	7
5596			min	-2950.603	5	113.801	1	-19.094	3	0	1	-.004	3	.03	4
5597		19	max	458.051	2	373.17	6	9.655	4	.003	6	.003	4	.196	7
5598			min	-2950.702	5	113.689	1	-19.389	3	0	1	-.005	3	.026	4
5599		20	max	458.345	2	372.808	6	9.949	4	.003	6	.003	4	.185	7
5600			min	-2950.801	5	113.577	1	-19.683	3	0	1	-.005	3	.023	4
5601	M181	1	max	458.757	1	218.206	7	9.353	2	.001	7	.003	1	.347	7
5602			min	-1840.55	6	38.889	4	-8.727	1	0	4	-.003	2	.053	4
5603		2	max	459.594	1	217.177	7	8.516	2	.001	7	.002	1	.328	7
5604			min	-1840.832	6	38.571	4	-7.891	1	0	4	-.003	2	.05	4
5605		3	max	460.431	1	216.147	7	7.68	2	.001	7	.001	1	.309	7
5606			min	-1841.113	6	38.254	4	-7.054	1	0	4	-.002	2	.046	4
5607		4	max	461.268	1	215.118	7	6.843	2	.001	7	0	1	.29	7
5608			min	-1841.394	6	37.936	4	-6.217	1	0	4	-.001	2	.043	4
5609		5	max	462.105	1	214.089	7	6.006	2	.001	7	0	1	.271	7
5610			min	-1841.675	6	37.618	4	-5.38	1	0	4	0	2	.04	4
5611		6	max	462.942	1	213.06	7	5.169	2	.001	7	0	4	.252	7
5612			min	-1841.956	6	37.301	4	-4.543	1	0	4	0	3	.036	4
5613		7	max	463.779	1	212.031	7	4.332	2	.001	7	0	4	.234	7
5614			min	-1842.238	6	36.983	4	-3.706	1	0	4	0	3	.033	4
5615		8	max	464.615	1	211.001	7	3.495	2	.001	7	0	4	.215	7
5616			min	-1842.519	6	36.666	4	-2.869	1	0	4	-.001	3	.03	4
5617		9	max	465.452	1	209.972	7	2.658	2	.001	7	0	4	.197	7
5618			min	-1842.8	6	36.348	4	-2.033	1	0	4	-.001	3	.027	4
5619		10	max	466.289	1	208.943	7	1.822	2	.001	7	0	4	.179	7
5620			min	-1843.081	6	36.03	4	-1.196	1	0	4	-.001	3	.024	4
5621		11	max	467.126	1	207.914	7	1.254	3	.001	7	.001	2	.161	7
5622			min	-1843.363	6	35.713	4	-.645	4	0	4	-.001	1	.02	4
5623		12	max	467.963	1	206.885	7	2.091	3	.001	7	.001	2	.142	7
5624			min	-1843.644	6	35.395	4	-1.482	4	0	4	-.001	1	.017	4
5625		13	max	468.8	1	205.855	7	2.928	3	.001	7	.001	2	.125	5
5626			min	-1843.925	6	35.077	4	-2.319	4	0	4	-.001	1	.014	4
5627		14	max	469.637	1	204.826	7	3.765	3	.001	7	0	2	.107	5
5628			min	-1844.206	6	34.76	4	-3.156	4	0	4	0	1	.011	4
5629		15	max	470.473	1	203.797	7	4.602	3	.001	7	0	2	.09	5
5630			min	-1844.487	6	34.442	4	-3.993	4	0	4	0	1	.008	4
5631		16	max	471.31	1	202.768	7	5.438	3	.001	7	0	2	.072	5
5632			min	-1844.769	6	34.124	4	-4.83	4	0	4	0	1	.005	4

Envelope Member Section Forces (Continued)

	Member	Sec		Axial[lb]	LC	y Shear[lb]	LC	z Shear[lb]	LC	Torque[k-...	LC	y-y Mome...	LC	z-z Mome...	LC
5633		17	max	472.147	1	201.739	7	6.275	3	.001	7	0	3	.055	5
5634			min	-1845.05	6	33.807	4	-5.666	4	0	4	0	4	.002	4
5635		18	max	472.984	1	200.709	7	7.112	3	.001	7	.002	3	.038	5
5636			min	-1845.331	6	33.489	4	-6.503	4	0	4	-.001	4	0	4
5637		19	max	473.821	1	199.68	7	7.949	3	.001	7	.002	3	.021	5
5638			min	-1845.612	6	33.171	4	-7.34	4	0	4	-.002	4	-.004	4
5639		20	max	474.658	1	198.651	7	8.786	3	.001	7	.003	3	.008	3
5640			min	-1845.894	6	32.854	4	-8.177	4	0	4	-.003	4	-.007	4
5641	M182	1	max	349.813	6	270.424	7	4.995	2	.002	3	.002	1	.314	5
5642			min	-70.857	1	61.854	4	-6.498	1	-.001	4	-.001	2	.069	4
5643		2	max	349.622	6	269.726	7	4.428	2	.002	3	.001	1	.298	5
5644			min	-70.29	1	61.639	4	-5.931	1	-.001	4	0	2	.066	4
5645		3	max	349.432	6	269.029	7	3.861	2	.002	3	0	1	.282	5
5646			min	-69.723	1	61.423	4	-5.364	1	-.001	4	0	2	.062	4
5647		4	max	349.241	6	268.332	7	3.294	2	.002	3	0	4	.266	5
5648			min	-69.156	1	61.208	4	-4.798	1	-.001	4	0	3	.058	2
5649		5	max	349.05	6	267.635	7	2.727	2	.002	3	0	4	.25	5
5650			min	-68.589	1	60.993	4	-4.231	1	-.001	4	0	3	.054	2
5651		6	max	348.86	6	266.937	7	2.16	2	.002	3	0	4	.235	5
5652			min	-68.022	1	60.778	4	-3.664	1	-.001	4	0	3	.05	2
5653		7	max	348.669	6	266.24	7	1.593	2	.002	3	0	4	.219	5
5654			min	-67.455	1	60.563	4	-3.097	1	-.001	4	0	3	.046	2
5655		8	max	348.479	6	265.543	7	1.027	2	.002	3	0	4	.203	5
5656			min	-66.888	1	60.347	4	-2.613	5	-.001	4	0	3	.041	2
5657		9	max	348.288	6	264.846	7	1.366	3	.002	3	0	4	.188	5
5658			min	-66.321	1	60.132	4	-2.872	4	-.001	4	0	3	.037	2
5659		10	max	348.098	6	264.148	7	1.933	3	.002	3	0	2	.172	5
5660			min	-65.754	1	59.917	4	-3.439	4	-.001	4	0	1	.033	2
5661		11	max	347.907	6	263.451	7	2.5	3	.002	3	0	2	.157	5
5662			min	-65.187	1	59.702	4	-4.006	4	-.001	4	0	5	.029	2
5663		12	max	347.717	6	262.754	7	3.067	3	.002	3	0	2	.141	5
5664			min	-64.621	1	59.487	4	-4.573	4	-.001	4	0	5	.025	2
5665		13	max	347.526	6	262.057	7	3.634	3	.002	3	0	2	.126	5
5666			min	-64.054	1	59.271	4	-5.14	4	-.001	4	0	5	.021	2
5667		14	max	347.336	6	261.36	7	4.201	3	.002	3	0	3	.11	5
5668			min	-63.487	1	59.056	4	-5.706	4	-.001	4	0	8	.017	2
5669		15	max	347.145	6	260.662	7	4.768	3	.002	3	0	3	.095	5
5670			min	-62.92	1	58.841	4	-6.273	4	-.001	4	-.001	4	.013	2
5671		16	max	346.955	6	259.965	7	5.334	3	.002	3	0	3	.08	5
5672			min	-62.353	1	58.626	4	-6.84	4	-.001	4	-.002	4	.009	2
5673		17	max	346.764	6	259.268	7	5.901	3	.002	3	.001	3	.065	5
5674			min	-61.786	1	58.411	4	-7.407	4	-.001	4	-.002	4	.005	2
5675		18	max	346.574	6	258.571	7	6.468	3	.002	3	.002	3	.049	5
5676			min	-61.219	1	58.195	4	-7.974	4	-.001	4	-.002	4	0	2
5677		19	max	346.383	6	257.873	7	7.035	3	.002	3	.002	3	.034	5
5678			min	-60.652	1	57.98	4	-8.541	4	-.001	4	-.003	4	-.003	2
5679		20	max	346.193	6	257.176	7	7.602	3	.002	3	.002	3	.019	5
5680			min	-60.085	1	57.765	4	-9.108	4	-.001	4	-.004	4	-.007	2
5681	M183	1	max	310.244	1	423.161	5	15.837	2	0	2	.002	1	.416	7
5682			min	-2894.854	6	86.315	2	-6.621	1	-.004	5	-.005	6	.057	4
5683		2	max	310.538	1	422.799	5	15.559	6	0	2	.002	1	.403	7
5684			min	-2894.953	6	86.203	2	-6.326	1	-.004	5	-.004	6	.054	4

Envelope Member Section Forces (Continued)

	Member	Sec		Axial[lb]	LC	y Shear[lb]	LC	z Shear[lb]	LC	Torque[k-...	LC	y-y Mome...	LC	z-z Mome...	LC
5685		3	max	310.833	1	422.437	5	15.46	6	0	2	.001	1	.39	7
5686			min	-2895.052	6	86.092	2	-6.032	1	-.004	5	-.004	6	.05	4
5687		4	max	311.127	1	422.075	5	15.361	6	0	2	.001	1	.377	7
5688			min	-2895.151	6	85.98	2	-5.738	1	-.004	5	-.004	6	.047	4
5689		5	max	311.421	1	421.714	5	15.262	6	0	2	.001	1	.364	7
5690			min	-2895.25	6	85.868	2	-5.444	1	-.004	5	-.003	6	.043	4
5691		6	max	311.716	1	421.352	5	15.163	6	0	2	0	1	.352	7
5692			min	-2895.349	6	85.757	2	-5.149	1	-.004	5	-.003	6	.04	4
5693		7	max	312.01	1	420.99	5	15.064	6	0	2	0	1	.339	7
5694			min	-2895.448	6	85.645	2	-4.855	1	-.004	5	-.002	6	.037	4
5695		8	max	312.304	1	420.628	5	14.966	6	0	2	0	1	.326	7
5696			min	-2895.546	6	85.533	2	-4.561	1	-.004	5	-.002	6	.033	4
5697		9	max	312.598	1	420.266	5	14.867	6	0	2	0	1	.313	7
5698			min	-2895.645	6	85.421	2	-4.267	1	-.004	5	-.001	6	.03	4
5699		10	max	312.893	1	419.904	5	14.768	6	0	2	0	1	.3	7
5700			min	-2895.744	6	85.31	2	-3.972	1	-.004	5	0	6	.026	4
5701		11	max	313.187	1	419.542	5	14.669	6	0	2	0	1	.288	7
5702			min	-2895.843	6	85.198	2	-3.678	1	-.004	5	0	2	.023	4
5703		12	max	313.481	1	419.18	5	14.57	6	0	2	0	3	.275	7
5704			min	-2895.942	6	85.086	2	-3.384	1	-.004	5	0	4	.02	4
5705		13	max	313.775	1	418.818	5	14.528	7	0	2	0	7	.262	7
5706			min	-2896.041	6	84.975	2	-3.089	1	-.004	5	0	4	.016	4
5707		14	max	314.07	1	418.456	5	14.627	7	0	2	.001	7	.25	7
5708			min	-2896.14	6	84.863	2	-2.795	1	-.004	5	0	4	.013	4
5709		15	max	314.364	1	418.095	5	14.725	7	0	2	.002	7	.237	7
5710			min	-2896.239	6	84.751	2	-2.501	1	-.004	5	0	4	.009	4
5711		16	max	314.658	1	417.733	5	14.824	7	0	2	.002	7	.224	7
5712			min	-2896.338	6	84.64	2	-2.439	4	-.004	5	0	4	.006	4
5713		17	max	314.953	1	417.371	5	14.923	7	0	2	.002	7	.211	7
5714			min	-2896.436	6	84.528	2	-2.733	4	-.004	5	0	4	.003	4
5715		18	max	315.247	1	417.009	5	15.022	7	0	2	.003	7	.199	7
5716			min	-2896.535	6	84.416	2	-3.028	4	-.004	5	0	4	0	4
5717		19	max	315.541	1	416.647	5	15.121	7	0	2	.003	7	.186	7
5718			min	-2896.634	6	84.304	2	-3.322	4	-.004	5	0	4	-.004	4
5719		20	max	315.835	1	416.285	5	15.22	7	0	2	.004	7	.174	7
5720			min	-2896.733	6	84.193	2	-3.616	4	-.004	5	0	4	-.008	4
5721	M214	1	max	859.441	1	223.009	5	9.039	3	0	3	.004	4	.341	5
5722			min	-2036.001	2	10.467	2	-9.775	4	-.002	8	-.003	3	.051	2
5723		2	max	858.604	1	221.98	5	8.202	3	0	3	.003	4	.321	5
5724			min	-2035.164	2	10.15	2	-8.938	4	-.002	8	-.002	3	.05	2
5725		3	max	857.767	1	220.951	5	7.365	3	0	3	.002	4	.302	5
5726			min	-2034.327	2	9.832	2	-8.101	4	-.002	8	-.002	3	.049	2
5727		4	max	856.93	1	219.922	5	6.528	3	0	3	.002	4	.283	7
5728			min	-2033.49	2	9.514	2	-7.264	4	-.002	8	0	3	.048	2
5729		5	max	856.093	1	218.893	5	5.691	3	0	3	0	4	.265	7
5730			min	-2032.653	2	9.197	2	-6.427	4	-.002	8	0	3	.046	4
5731		6	max	855.256	1	217.863	5	4.854	3	0	3	0	5	.247	7
5732			min	-2031.817	2	8.879	2	-5.59	4	-.002	8	0	2	.041	4
5733		7	max	854.42	1	216.834	5	4.017	3	0	3	0	1	.229	7
5734			min	-2030.98	2	8.561	2	-4.753	4	-.002	8	0	2	.037	4
5735		8	max	853.583	1	215.805	5	3.181	3	0	3	0	1	.211	7
5736			min	-2030.143	2	8.244	2	-3.917	4	-.002	8	0	2	.032	4

Envelope Member Section Forces (Continued)

	Member	Sec		Axial[lb]	LC	y Shear[lb]	LC	z Shear[lb]	LC	Torque[k-...	LC	y-y Mome...	LC	z-z Mome...	LC
5737		9	max	852.746	1	214.776	5	2.344	3	0	3	.001	1	.193	7
5738			min	-2029.306	2	7.926	2	-3.08	4	-.002	8	0	2	.027	4
5739		10	max	851.909	1	213.747	5	1.507	3	0	3	.001	3	.176	7
5740			min	-2028.469	2	7.608	2	-2.243	4	-.002	8	0	4	.022	4
5741		11	max	851.072	1	212.717	5	.671	2	0	3	.001	3	.158	7
5742			min	-2027.632	2	7.291	2	-1.406	4	-.002	8	-.001	4	.018	4
5743		12	max	850.235	1	211.688	5	1.508	2	0	3	.001	3	.141	7
5744			min	-2026.795	2	6.973	2	-2.227	1	-.002	8	-.001	4	.013	4
5745		13	max	849.398	1	210.659	5	2.345	2	0	3	.001	3	.123	7
5746			min	-2025.959	2	6.655	2	-3.064	1	-.002	8	-.001	4	.009	4
5747		14	max	848.562	1	209.63	5	3.182	2	0	3	.001	3	.106	7
5748			min	-2025.122	2	6.338	2	-3.901	1	-.002	8	-.001	4	.004	4
5749		15	max	847.725	1	208.601	5	4.019	2	0	3	0	3	.089	7
5750			min	-2024.285	2	6.02	2	-4.738	1	-.002	8	-.001	4	0	4
5751		16	max	846.888	1	207.571	5	4.856	2	0	3	0	3	.071	7
5752			min	-2023.448	2	5.702	2	-5.575	1	-.002	8	0	4	-.005	4
5753		17	max	846.051	1	206.542	5	5.693	2	0	3	0	2	.054	7
5754			min	-2022.611	2	5.385	2	-6.411	1	-.002	8	-.001	1	-.009	4
5755		18	max	845.214	1	205.513	5	6.529	2	0	3	.001	2	.039	2
5756			min	-2021.774	2	5.067	2	-7.248	1	-.002	8	-.002	1	-.018	1
5757		19	max	844.377	1	204.484	5	7.366	2	0	3	.002	2	.039	2
5758			min	-2020.937	2	4.749	2	-8.085	1	-.002	8	-.002	1	-.03	1
5759		20	max	843.54	1	203.455	5	8.203	2	0	3	.003	2	.038	2
5760			min	-2020.101	2	4.432	2	-8.922	1	-.002	8	-.003	1	-.042	1
5761	M215	1	max	404.502	8	262.766	7	7.782	3	0	2	.002	4	.305	7
5762			min	-122.208	1	56.438	4	-6.273	4	-.001	1	-.002	3	.046	4
5763		2	max	404.312	8	262.069	7	7.215	3	0	2	.001	4	.29	7
5764			min	-122.775	1	56.223	4	-5.706	4	-.001	1	-.002	3	.043	4
5765		3	max	404.121	8	261.371	7	6.648	3	0	2	.001	4	.274	7
5766			min	-123.342	1	56.008	4	-5.139	4	-.001	1	-.001	3	.039	4
5767		4	max	403.931	8	260.674	7	6.081	3	0	2	0	4	.259	7
5768			min	-123.909	1	55.792	4	-4.573	4	-.001	1	-.001	3	.036	4
5769		5	max	403.74	8	259.977	7	5.514	3	0	2	0	4	.244	7
5770			min	-124.476	1	55.577	4	-4.006	4	-.001	1	0	3	.033	4
5771		6	max	403.55	8	259.28	7	4.947	3	0	2	0	1	.228	7
5772			min	-125.043	1	55.362	4	-3.439	4	-.001	1	0	2	.03	4
5773		7	max	403.359	8	258.582	7	4.38	3	0	2	0	1	.213	7
5774			min	-125.61	1	55.147	4	-2.872	4	-.001	1	0	2	.026	4
5775		8	max	403.169	8	257.885	7	3.814	3	0	2	0	1	.198	7
5776			min	-126.177	1	54.932	4	-2.305	4	-.001	1	0	2	.023	4
5777		9	max	402.978	8	257.188	7	3.247	3	0	2	0	1	.182	7
5778			min	-126.743	1	54.716	4	-1.738	4	-.001	1	0	2	.02	4
5779		10	max	402.788	8	256.491	7	3.038	2	0	2	0	3	.167	7
5780			min	-127.31	1	54.501	4	-1.526	1	-.001	1	0	4	.017	4
5781		11	max	402.597	8	255.794	7	3.605	2	0	2	0	3	.152	7
5782			min	-127.877	1	54.286	4	-2.093	1	-.001	1	0	4	.013	4
5783		12	max	402.407	8	255.096	7	4.172	2	0	2	0	3	.137	7
5784			min	-128.444	1	54.071	4	-2.66	1	-.001	1	0	4	.01	4
5785		13	max	402.216	8	254.399	7	4.739	2	0	2	0	7	.122	7
5786			min	-129.011	1	53.856	4	-3.227	1	-.001	1	0	4	.007	4
5787		14	max	402.026	8	253.702	7	5.306	2	0	2	.001	7	.107	7
5788			min	-129.578	1	53.64	4	-3.794	1	-.001	1	0	4	.004	4

Envelope Member Section Forces (Continued)

	Member	Sec		Axial[lb]	LC	y Shear[lb]	LC	z Shear[lb]	LC	Torque[k-...	LC	y-y Mome...	LC	z-z Mome...	LC
5789		15	max	401.835	8	253.005	7	5.873	2	0	2	.001	2	.092	7
5790			min	-130.145	1	53.425	4	-4.361	1	-.001	1	0	1	0	4
5791		16	max	401.645	8	252.307	7	6.44	2	0	2	.002	2	.077	7
5792			min	-130.712	1	53.21	4	-4.928	1	-.001	1	0	1	-.003	4
5793		17	max	401.454	8	251.61	7	7.007	2	0	2	.002	2	.062	7
5794			min	-131.279	1	52.995	4	-5.495	1	-.001	1	-.001	1	-.006	4
5795		18	max	401.264	8	250.913	7	7.574	2	0	2	.002	2	.047	7
5796			min	-131.846	1	52.78	4	-6.062	1	-.001	1	-.001	1	-.009	4
5797		19	max	401.073	8	250.216	7	8.14	2	0	2	.003	2	.032	7
5798			min	-132.413	1	52.564	4	-6.629	1	-.001	1	-.002	1	-.012	4
5799		20	max	400.883	8	249.518	7	8.707	2	0	2	.003	2	.023	3
5800			min	-132.98	1	52.349	4	-7.196	1	-.001	1	-.002	1	-.015	4
5801	M216	1	max	239.488	3	382.18	7	3.18	3	.003	7	.005	8	.406	5
5802			min	-2909.36	8	103.501	4	-16.083	8	0	4	0	3	.077	2
5803		2	max	239.782	3	381.818	7	2.886	3	.003	7	.005	8	.395	5
5804			min	-2909.459	8	103.389	4	-15.985	8	0	4	0	3	.073	2
5805		3	max	240.076	3	381.456	7	2.591	3	.003	7	.004	8	.383	5
5806			min	-2909.558	8	103.277	4	-15.886	8	0	4	0	3	.069	2
5807		4	max	240.37	3	381.094	7	2.297	3	.003	7	.004	8	.372	5
5808			min	-2909.657	8	103.166	4	-15.787	8	0	4	0	3	.065	2
5809		5	max	240.665	3	380.732	7	2.003	3	.003	7	.003	8	.36	5
5810			min	-2909.756	8	103.054	4	-15.688	8	0	4	0	3	.061	2
5811		6	max	240.959	3	380.37	7	1.929	2	.003	7	.003	8	.349	5
5812			min	-2909.855	8	102.942	4	-15.589	8	0	4	0	3	.057	2
5813		7	max	241.253	3	380.008	7	2.224	2	.003	7	.002	8	.337	5
5814			min	-2909.954	8	102.831	4	-15.49	8	0	4	0	3	.053	2
5815		8	max	241.548	3	379.646	7	2.518	2	.003	7	.002	8	.326	5
5816			min	-2910.053	8	102.719	4	-15.43	5	0	4	0	3	.049	2
5817		9	max	241.842	3	379.284	7	2.812	2	.003	7	.001	8	.314	5
5818			min	-2910.151	8	102.607	4	-15.529	5	0	4	0	3	.045	2
5819		10	max	242.136	3	378.922	7	3.106	2	.003	7	0	8	.303	5
5820			min	-2910.25	8	102.495	4	-15.628	5	0	4	0	3	.041	2
5821		11	max	242.43	3	378.561	7	3.401	2	.003	7	0	4	.291	5
5822			min	-2910.349	8	102.384	4	-15.727	5	0	4	0	3	.037	2
5823		12	max	242.725	3	378.199	7	3.695	2	.003	7	0	2	.28	5
5824			min	-2910.448	8	102.272	4	-15.826	5	0	4	0	1	.033	2
5825		13	max	243.019	3	377.837	7	3.989	2	.003	7	0	2	.268	5
5826			min	-2910.547	8	102.16	4	-15.925	5	0	4	0	1	.029	2
5827		14	max	243.313	3	377.475	7	4.283	2	.003	7	0	2	.257	5
5828			min	-2910.646	8	102.049	4	-16.023	5	0	4	-.001	1	.025	2
5829		15	max	243.607	3	377.113	7	4.578	2	.003	7	0	2	.245	5
5830			min	-2910.745	8	101.937	4	-16.122	5	0	4	-.002	5	.021	2
5831		16	max	243.902	3	376.751	7	4.872	2	.003	7	0	2	.234	5
5832			min	-2910.844	8	101.825	4	-16.221	5	0	4	-.002	5	.017	2
5833		17	max	244.196	3	376.389	7	5.166	2	.003	7	0	2	.223	5
5834			min	-2910.943	8	101.714	4	-16.32	5	0	4	-.003	5	.013	2
5835		18	max	244.49	3	376.027	7	5.46	2	.003	7	.001	2	.211	5
5836			min	-2911.041	8	101.602	4	-16.419	5	0	4	-.003	5	.009	2
5837		19	max	244.785	3	375.665	7	5.755	2	.003	7	.001	2	.2	5
5838			min	-2911.14	8	101.49	4	-16.518	5	0	4	-.004	5	.005	2
5839		20	max	245.079	3	375.303	7	6.049	2	.003	7	.002	2	.189	5
5840			min	-2911.239	8	101.378	4	-16.617	5	0	4	-.004	5	.001	2

Envelope Member Section Forces (Continued)

	Member	Sec		Axial[lb]	LC	y Shear[lb]	LC	z Shear[lb]	LC	Torque[k-...	LC	y-y Mome...	LC	z-z Mome...	LC
5841	M259	1	max	267.05	4	216.889	5	9.6	3	.001	5	.003	4	.344	5
5842			min	-1806.557	7	45.318	2	-8.973	4	0	2	-.004	3	.066	2
5843		2	max	267.887	4	215.86	5	8.763	3	.001	5	.002	4	.325	5
5844			min	-1806.838	7	45	2	-8.137	4	0	2	-.003	3	.062	2
5845		3	max	268.724	4	214.831	5	7.927	3	.001	5	.002	4	.306	5
5846			min	-1807.119	7	44.682	2	-7.3	4	0	2	-.002	3	.058	2
5847		4	max	269.561	4	213.802	5	7.09	3	.001	5	.001	4	.288	5
5848			min	-1807.401	7	44.365	2	-6.463	4	0	2	-.001	3	.054	2
5849		5	max	270.397	4	212.773	5	6.253	3	.001	5	0	4	.269	5
5850			min	-1807.682	7	44.047	2	-5.626	4	0	2	0	3	.05	2
5851		6	max	271.234	4	211.744	5	5.416	3	.001	5	0	2	.251	5
5852			min	-1807.963	7	43.729	2	-4.789	4	0	2	0	1	.046	2
5853		7	max	272.071	4	210.714	5	4.579	3	.001	5	0	2	.232	5
5854			min	-1808.244	7	43.412	2	-3.952	4	0	2	-.001	1	.042	2
5855		8	max	272.908	4	209.685	5	3.742	3	.001	5	0	2	.214	5
5856			min	-1808.525	7	43.094	2	-3.115	4	0	2	-.001	1	.039	2
5857		9	max	273.745	4	208.656	5	2.905	3	.001	5	.001	2	.196	8
5858			min	-1808.807	7	42.776	2	-2.278	4	0	2	-.001	1	.035	2
5859		10	max	274.582	4	207.627	5	2.069	3	.001	5	.001	2	.178	8
5860			min	-1809.088	7	42.459	2	-1.442	4	0	2	-.001	1	.031	2
5861		11	max	275.419	4	206.598	5	2.119	1	.001	5	.001	3	.16	8
5862			min	-1809.369	7	42.141	2	-1.511	2	0	2	-.001	4	.027	2
5863		12	max	276.255	4	205.568	5	2.955	1	.001	5	.001	3	.142	8
5864			min	-1809.65	7	41.823	2	-2.348	2	0	2	-.001	4	.024	2
5865		13	max	277.092	4	204.539	5	3.792	1	.001	5	.001	3	.125	8
5866			min	-1809.932	7	41.506	2	-3.185	2	0	2	-.001	4	.02	2
5867		14	max	277.929	4	203.51	5	4.629	1	.001	5	.001	3	.107	8
5868			min	-1810.213	7	41.188	2	-4.022	2	0	2	0	4	.016	2
5869		15	max	278.766	4	202.481	5	5.466	1	.001	5	0	3	.09	8
5870			min	-1810.494	7	40.87	2	-4.858	2	0	2	0	4	.013	2
5871		16	max	279.603	4	201.452	5	6.303	1	.001	5	0	1	.072	8
5872			min	-1810.775	7	40.553	2	-5.695	2	0	2	0	2	.009	2
5873		17	max	280.44	4	200.422	5	7.14	1	.001	5	.001	1	.055	8
5874			min	-1811.056	7	40.235	2	-6.532	2	0	2	-.001	2	.006	2
5875		18	max	281.277	4	199.393	5	7.977	1	.001	5	.002	1	.038	8
5876			min	-1811.338	7	39.917	2	-7.369	2	0	2	-.002	2	.002	2
5877		19	max	282.113	4	198.364	5	8.813	1	.001	5	.003	1	.024	9
5878			min	-1811.619	7	39.6	2	-8.206	2	0	2	-.002	2	-.001	2
5879		20	max	282.95	4	197.335	5	9.65	1	.001	5	.004	1	.019	9
5880			min	-1811.9	7	39.282	2	-9.043	2	0	2	-.003	2	-.005	2
5881	M260	1	max	352.514	7	270.652	5	4.786	3	.001	1	.002	4	.313	8
5882			min	-89.875	4	60.403	2	-6.291	4	0	2	0	3	.069	2
5883		2	max	352.323	7	269.955	5	4.219	3	.001	1	.001	4	.297	8
5884			min	-89.309	4	60.188	2	-5.724	4	0	2	0	3	.066	2
5885		3	max	352.132	7	269.257	5	3.652	3	.001	1	0	2	.281	8
5886			min	-88.742	4	59.973	2	-5.157	4	0	2	0	1	.062	2
5887		4	max	351.942	7	268.56	5	3.085	3	.001	1	0	2	.266	8
5888			min	-88.175	4	59.757	2	-4.59	4	0	2	0	1	.059	2
5889		5	max	351.751	7	267.863	5	2.518	3	.001	1	0	2	.25	8
5890			min	-87.608	4	59.542	2	-4.023	4	0	2	0	1	.055	2
5891		6	max	351.561	7	267.166	5	1.951	3	.001	1	0	2	.234	8
5892			min	-87.041	4	59.327	2	-3.456	4	0	2	0	1	.052	2

Envelope Member Section Forces (Continued)

	Member	Sec		Axial[lb]	LC	y Shear[lb]	LC	z Shear[lb]	LC	Torque[k-...	LC	y-y Mome...	LC	z-z Mome...	LC
5893		7	max	351.37	7	266.468	5	1.384	3	.001	1	0	2	.218	8
5894			min	-86.474	4	59.112	2	-2.89	4	0	2	0	1	.048	2
5895		8	max	351.18	7	265.771	5	.817	3	.001	1	0	2	.203	8
5896			min	-85.907	4	58.897	2	-2.577	8	0	2	0	1	.045	2
5897		9	max	350.989	7	265.074	5	.959	1	.001	1	0	2	.187	8
5898			min	-85.34	4	58.681	2	-2.461	2	0	2	0	1	.04	3
5899		10	max	350.799	7	264.377	5	1.526	1	.001	1	0	2	.172	8
5900			min	-84.773	4	58.466	2	-3.028	2	0	2	0	1	.036	3
5901		11	max	350.608	7	263.68	5	2.093	1	.001	1	0	2	.156	8
5902			min	-84.206	4	58.251	2	-3.595	2	0	2	0	1	.032	3
5903		12	max	350.418	7	262.982	5	2.66	1	.001	1	0	3	.141	8
5904			min	-83.639	4	58.036	2	-4.162	2	0	2	0	8	.027	3
5905		13	max	350.227	7	262.285	5	3.227	1	.001	1	0	3	.126	8
5906			min	-83.072	4	57.821	2	-4.729	2	0	2	0	8	.023	3
5907		14	max	350.037	7	261.588	5	3.793	1	.001	1	0	1	.11	8
5908			min	-82.505	4	57.605	2	-5.296	2	0	2	0	8	.019	3
5909		15	max	349.846	7	260.891	5	4.36	1	.001	1	0	1	.095	8
5910			min	-81.938	4	57.39	2	-5.863	2	0	2	-.001	6	.014	3
5911		16	max	349.656	7	260.193	5	4.927	1	.001	1	0	1	.08	8
5912			min	-81.371	4	57.175	2	-6.43	2	0	2	-.001	6	.01	3
5913		17	max	349.465	7	259.496	5	5.494	1	.001	1	0	1	.064	8
5914			min	-80.805	4	56.96	2	-6.997	2	0	2	-.002	2	.006	3
5915		18	max	349.275	7	258.799	5	6.061	1	.001	1	.001	1	.049	8
5916			min	-80.238	4	56.745	2	-7.564	2	0	2	-.002	2	.001	3
5917		19	max	349.084	7	258.102	5	6.628	1	.001	1	.001	1	.034	8
5918			min	-79.671	4	56.529	2	-8.131	2	0	2	-.003	2	-.003	3
5919		20	max	348.894	7	257.404	5	7.195	1	.001	1	.002	1	.019	8
5920			min	-79.104	4	56.314	2	-8.698	2	0	2	-.003	2	-.007	3
5921	M261	1	max	296.277	4	423.448	8	18.69	3	0	3	.003	4	.413	5
5922			min	-2893.68	7	84.978	3	-9.467	4	-.004	8	-.006	3	.074	2
5923		2	max	296.571	4	423.086	8	18.396	3	0	3	.002	4	.4	5
5924			min	-2893.779	7	84.866	3	-9.173	4	-.004	8	-.005	3	.07	2
5925		3	max	296.865	4	422.724	8	18.102	3	0	3	.002	4	.387	5
5926			min	-2893.878	7	84.755	3	-8.879	4	-.004	8	-.004	3	.067	2
5927		4	max	297.16	4	422.363	8	17.807	3	0	3	.002	4	.374	5
5928			min	-2893.977	7	84.643	3	-8.584	4	-.004	8	-.004	3	.063	2
5929		5	max	297.454	4	422.001	8	17.513	3	0	3	.001	4	.361	5
5930			min	-2894.076	7	84.531	3	-8.29	4	-.004	8	-.003	3	.06	2
5931		6	max	297.748	4	421.639	8	17.219	3	0	3	.001	4	.349	5
5932			min	-2894.175	7	84.42	3	-7.996	4	-.004	8	-.003	3	.056	2
5933		7	max	298.042	4	421.277	8	16.925	3	0	3	0	4	.336	5
5934			min	-2894.274	7	84.308	3	-7.702	4	-.004	8	-.002	3	.053	2
5935		8	max	298.337	4	420.915	8	16.63	3	0	3	0	4	.323	5
5936			min	-2894.372	7	84.196	3	-7.407	4	-.004	8	-.002	3	.049	2
5937		9	max	298.631	4	420.553	8	16.336	3	0	3	0	4	.31	5
5938			min	-2894.471	7	84.085	3	-7.113	4	-.004	8	-.001	3	.046	2
5939		10	max	298.925	4	420.191	8	16.095	1	0	3	0	4	.297	5
5940			min	-2894.57	7	83.973	3	-7	2	-.004	8	0	7	.042	2
5941		11	max	299.219	4	419.829	8	16.389	1	0	3	0	1	.285	5
5942			min	-2894.669	7	83.861	3	-7.295	2	-.004	8	0	2	.039	2
5943		12	max	299.514	4	419.467	8	16.684	1	0	3	0	1	.272	5
5944			min	-2894.768	7	83.749	3	-7.589	2	-.004	8	0	2	.035	2

Envelope Member Section Forces (Continued)

	Member	Sec		Axial[lb]	LC	y Shear[lb]	LC	z Shear[lb]	LC	Torque[k-...	LC	y-y Mome...	LC	z-z Mome...	LC
5945		13	max	299.808	4	419.105	8	16.978	1	0	3	.001	1	.259	5
5946			min	-2894.867	7	83.638	3	-7.883	2	-.004	8	0	2	.032	2
5947		14	max	300.102	4	418.744	8	17.272	1	0	3	.002	1	.247	5
5948			min	-2894.966	7	83.526	3	-8.178	2	-.004	8	-.001	2	.028	2
5949		15	max	300.396	4	418.382	8	17.566	1	0	3	.002	1	.234	5
5950			min	-2895.065	7	83.414	3	-8.472	2	-.004	8	-.001	2	.025	2
5951		16	max	300.691	4	418.02	8	17.861	1	0	3	.003	1	.221	5
5952			min	-2895.164	7	83.303	3	-8.766	2	-.004	8	-.002	2	.021	2
5953		17	max	300.985	4	417.658	8	18.155	1	0	3	.003	1	.209	5
5954			min	-2895.262	7	83.191	3	-9.06	2	-.004	8	-.002	2	.018	2
5955		18	max	301.279	4	417.296	8	18.449	1	0	3	.004	1	.196	5
5956			min	-2895.361	7	83.079	3	-9.355	2	-.004	8	-.002	2	.014	2
5957		19	max	301.574	4	416.934	8	18.744	1	0	3	.005	1	.183	5
5958			min	-2895.46	7	82.968	3	-9.649	2	-.004	8	-.003	2	.011	2
5959		20	max	301.868	4	416.572	8	19.038	1	0	3	.005	1	.171	5
5960			min	-2895.559	7	82.856	3	-9.943	2	-.004	8	-.003	2	.007	2
5961	M292	1	max	662.508	4	222.217	8	9.899	1	0	1	.004	2	.342	5
5962			min	-1893.633	7	15.638	3	-10.637	2	-.002	6	-.004	1	.045	2
5963		2	max	661.671	4	221.188	8	9.062	1	0	1	.004	2	.323	5
5964			min	-1893.351	7	15.32	3	-9.8	2	-.002	6	-.003	1	.041	2
5965		3	max	660.834	4	220.159	8	8.225	1	0	1	.003	2	.305	5
5966			min	-1893.07	7	15.002	3	-8.963	2	-.002	6	-.002	1	.038	2
5967		4	max	659.997	4	219.13	8	7.388	1	0	1	.002	2	.286	5
5968			min	-1892.789	7	14.685	3	-8.126	2	-.002	6	-.001	1	.034	2
5969		5	max	659.16	4	218.1	8	6.551	1	0	1	.001	2	.268	5
5970			min	-1892.508	7	14.367	3	-7.289	2	-.002	6	0	1	.03	2
5971		6	max	658.323	4	217.071	8	5.714	1	0	1	0	4	.25	5
5972			min	-1892.227	7	14.049	3	-6.452	2	-.002	6	0	3	.026	2
5973		7	max	657.486	4	216.042	8	4.878	1	0	1	0	4	.232	5
5974			min	-1891.945	7	13.732	3	-5.615	2	-.002	6	0	3	.023	2
5975		8	max	656.65	4	215.013	8	4.041	1	0	1	.001	4	.214	5
5976			min	-1891.664	7	13.414	3	-4.779	2	-.002	6	0	3	.019	2
5977		9	max	655.813	4	213.984	8	3.204	1	0	1	.001	4	.196	5
5978			min	-1891.383	7	13.096	3	-3.942	2	-.002	6	0	3	.015	2
5979		10	max	654.976	4	212.954	8	2.367	1	0	1	.001	1	.178	5
5980			min	-1891.102	7	12.779	3	-3.105	2	-.002	6	0	2	.011	2
5981		11	max	654.139	4	211.925	8	1.53	1	0	1	.001	1	.16	5
5982			min	-1890.82	7	12.461	3	-2.268	2	-.002	6	-.001	2	.008	2
5983		12	max	653.302	4	210.896	8	1.862	3	0	1	.001	1	.142	5
5984			min	-1890.539	7	12.143	3	-2.582	4	-.002	6	-.001	2	.004	2
5985		13	max	652.465	4	209.867	8	2.699	3	0	1	.001	1	.125	5
5986			min	-1890.258	7	11.826	3	-3.419	4	-.002	6	-.001	2	0	2
5987		14	max	651.628	4	208.838	8	3.536	3	0	1	.001	1	.107	5
5988			min	-1889.977	7	11.508	3	-4.256	4	-.002	6	-.001	2	-.003	2
5989		15	max	650.792	4	207.809	8	4.373	3	0	1	.001	1	.09	5
5990			min	-1889.696	7	11.19	3	-5.092	4	-.002	6	-.001	2	-.006	2
5991		16	max	649.955	4	206.779	8	5.209	3	0	1	.001	1	.072	5
5992			min	-1889.414	7	10.873	3	-5.929	4	-.002	6	-.001	2	-.01	2
5993		17	max	649.118	4	205.75	8	6.046	3	0	1	.001	3	.055	5
5994			min	-1889.133	7	10.555	3	-6.766	4	-.002	6	-.001	4	-.013	2
5995		18	max	648.281	4	204.721	8	6.883	3	0	1	.002	3	.038	5
5996			min	-1888.852	7	10.237	3	-7.603	4	-.002	6	-.002	4	-.017	2

Envelope Member Section Forces (Continued)

	Member	Sec		Axial[lb]	LC	y Shear[lb]	LC	z Shear[lb]	LC	Torque[k-...	LC	y-y Mome...	LC	z-z Mome...	LC
5997		19	max	647.444	4	203.692	8	7.72	3	0	1	.002	3	.036	3
5998			min	-1888.571	7	9.92	3	-8.44	4	-.002	6	-.003	4	-.027	4
5999		20	max	646.607	4	202.663	8	8.557	3	0	1	.003	3	.035	3
6000			min	-1888.289	7	9.602	3	-9.277	4	-.002	6	-.003	4	-.038	4
6001	M293	1	max	599.313	2	264.177	5	7.615	1	0	3	.002	2	.307	5
6002			min	-353.359	1	48.268	2	-6.102	2	0	4	-.002	1	.035	2
6003		2	max	598.746	2	263.48	5	7.048	1	0	3	.002	2	.292	5
6004			min	-352.792	1	48.053	2	-5.535	2	0	4	-.002	1	.032	2
6005		3	max	598.179	2	262.783	5	6.481	1	0	3	.001	2	.276	5
6006			min	-352.225	1	47.838	2	-4.968	2	0	4	-.002	1	.03	2
6007		4	max	597.612	2	262.086	5	5.914	1	0	3	0	2	.261	5
6008			min	-351.658	1	47.623	2	-4.401	2	0	4	-.001	1	.027	2
6009		5	max	597.045	2	261.388	5	5.347	1	0	3	0	2	.245	5
6010			min	-351.091	1	47.407	2	-3.834	2	0	4	0	1	.024	2
6011		6	max	596.478	2	260.691	5	4.78	1	0	3	0	2	.23	5
6012			min	-350.524	1	47.192	2	-3.267	2	0	4	0	1	.021	2
6013		7	max	595.911	2	259.994	5	4.213	1	0	3	0	4	.214	5
6014			min	-349.957	1	46.977	2	-2.701	2	0	4	0	3	.018	2
6015		8	max	595.344	2	259.297	5	3.646	1	0	3	0	4	.199	5
6016			min	-349.391	1	46.762	2	-2.134	2	0	4	0	3	.016	2
6017		9	max	594.777	2	258.599	5	3.079	1	0	3	0	4	.184	5
6018			min	-348.824	1	46.547	2	-1.567	2	0	4	0	3	.013	2
6019		10	max	594.211	2	257.902	5	2.725	3	0	3	0	8	.168	5
6020			min	-348.257	1	46.331	2	-1.215	4	0	4	0	3	.01	2
6021		11	max	593.644	2	257.205	5	3.292	3	0	3	0	5	.153	5
6022			min	-347.69	1	46.116	2	-1.782	4	0	4	0	2	.007	2
6023		12	max	593.077	2	256.508	5	3.859	3	0	3	0	5	.138	5
6024			min	-347.123	1	45.901	2	-2.349	4	0	4	0	2	.005	2
6025		13	max	592.51	2	255.811	5	4.426	3	0	3	0	5	.123	5
6026			min	-346.556	1	45.686	2	-2.916	4	0	4	0	2	.002	2
6027		14	max	591.943	2	255.113	5	4.993	3	0	3	0	5	.108	5
6028			min	-345.989	1	45.471	2	-3.483	4	0	4	0	4	0	2
6029		15	max	591.376	2	254.416	5	5.56	3	0	3	.001	7	.093	5
6030			min	-345.422	1	45.255	2	-4.05	4	0	4	0	4	-.003	2
6031		16	max	590.809	2	253.719	5	6.127	3	0	3	.001	3	.078	5
6032			min	-344.855	1	45.04	2	-4.616	4	0	4	0	4	-.006	2
6033		17	max	590.242	2	253.022	5	6.694	3	0	3	.002	3	.063	5
6034			min	-344.288	1	44.825	2	-5.183	4	0	4	0	4	-.009	2
6035		18	max	589.675	2	252.324	5	7.261	3	0	3	.002	3	.048	5
6036			min	-343.721	1	44.61	2	-5.75	4	0	4	-.001	4	-.011	2
6037		19	max	589.108	2	251.627	5	7.827	3	0	3	.003	3	.033	1
6038			min	-343.154	1	44.395	2	-6.317	4	0	4	-.002	4	-.014	2
6039		20	max	588.541	2	250.93	5	8.394	3	0	3	.003	3	.025	1
6040			min	-342.587	1	44.179	2	-6.884	4	0	4	-.002	4	-.017	2
6041	M294	1	max	365.647	1	382.443	5	10.121	1	.003	5	.006	2	.407	8
6042			min	-2932.198	6	101.027	2	-19.987	2	0	2	-.003	1	.076	3
6043		2	max	365.941	1	382.081	5	9.826	1	.003	5	.005	2	.395	8
6044			min	-2932.297	6	100.915	2	-19.693	2	0	2	-.002	1	.072	3
6045		3	max	366.236	1	381.719	5	9.532	1	.003	5	.005	2	.384	8
6046			min	-2932.396	6	100.803	2	-19.399	2	0	2	-.002	1	.068	3
6047		4	max	366.53	1	381.357	5	9.238	1	.003	5	.004	2	.372	8
6048			min	-2932.495	6	100.691	2	-19.105	2	0	2	-.002	1	.064	3

Envelope Member Section Forces (Continued)

	Member	Sec		Axial[lb]	LC	y Shear[lb]	LC	z Shear[lb]	LC	Torque[k-...	LC	y-y Mome...	LC	z-z Mome...	LC
6049		5	max	366.824	1	380.995	5	8.944	1	.003	5	.003	2	.361	8
6050			min	-2932.594	6	100.58	2	-18.81	2	0	2	-.001	1	.06	3
6051		6	max	367.118	1	380.633	5	8.649	1	.003	5	.003	6	.349	8
6052			min	-2932.693	6	100.468	2	-18.516	2	0	2	-.001	1	.056	3
6053		7	max	367.413	1	380.272	5	8.355	1	.003	5	.002	6	.337	8
6054			min	-2932.792	6	100.356	2	-18.222	2	0	2	0	1	.052	3
6055		8	max	367.707	1	379.91	5	8.061	1	.003	5	.002	6	.326	8
6056			min	-2932.89	6	100.245	2	-17.927	2	0	2	0	1	.049	3
6057		9	max	368.001	1	379.548	5	7.766	1	.003	5	.001	6	.314	8
6058			min	-2932.989	6	100.133	2	-17.633	2	0	2	0	1	.045	3
6059		10	max	368.296	1	379.186	5	7.472	1	.003	5	0	6	.303	8
6060			min	-2933.088	6	100.021	2	-17.339	2	0	2	0	1	.041	3
6061		11	max	368.59	1	378.824	5	7.178	1	.003	5	0	7	.291	8
6062			min	-2933.187	6	99.91	2	-17.045	2	0	2	0	4	.037	3
6063		12	max	368.884	1	378.462	5	6.884	1	.003	5	0	3	.28	8
6064			min	-2933.286	6	99.798	2	-16.75	2	0	2	0	4	.033	3
6065		13	max	369.178	1	378.1	5	6.589	1	.003	5	0	3	.268	8
6066			min	-2933.385	6	99.686	2	-16.456	2	0	2	-.001	2	.029	3
6067		14	max	369.473	1	377.738	5	6.354	3	.003	5	0	3	.257	8
6068			min	-2933.484	6	99.574	2	-16.433	8	0	2	-.002	2	.026	3
6069		15	max	369.767	1	377.376	5	6.649	3	.003	5	0	3	.245	8
6070			min	-2933.583	6	99.463	2	-16.532	8	0	2	-.002	2	.022	3
6071		16	max	370.061	1	377.014	5	6.943	3	.003	5	.001	3	.234	8
6072			min	-2933.682	6	99.351	2	-16.651	4	0	2	-.002	4	.018	3
6073		17	max	370.355	1	376.653	5	7.237	3	.003	5	.001	3	.223	8
6074			min	-2933.78	6	99.239	2	-16.945	4	0	2	-.003	4	.014	3
6075		18	max	370.65	1	376.291	5	7.532	3	.003	5	.002	3	.211	8
6076			min	-2933.879	6	99.128	2	-17.239	4	0	2	-.004	4	.01	3
6077		19	max	370.944	1	375.929	5	7.826	3	.003	5	.002	3	.2	8
6078			min	-2933.978	6	99.016	2	-17.534	4	0	2	-.004	4	.007	3
6079		20	max	371.238	1	375.567	5	8.12	3	.003	5	.002	3	.188	8
6080			min	-2934.077	6	98.904	2	-17.828	4	0	2	-.005	4	.003	3
6081	M193	1	max	0	11	0	9	0	1	0	11	0	3	0	2
6082			min	0	1	0	4	0	2	0	1	0	4	0	1
6083		2	max	0	11	0	9	0	1	0	11	0	3	0	2
6084			min	0	1	0	4	0	2	0	1	0	4	0	1
6085		3	max	0	11	0	9	0	1	0	11	0	3	0	2
6086			min	0	1	0	4	0	2	0	1	0	4	0	6
6087		4	max	0	11	0	9	0	1	0	11	0	11	0	2
6088			min	0	1	0	4	0	2	0	1	0	4	0	6
6089		5	max	0	11	0	9	0	1	0	11	0	11	0	2
6090			min	0	1	0	4	0	2	0	1	0	4	0	6
6091		6	max	0	11	0	9	0	1	0	11	0	11	0	2
6092			min	0	1	0	4	0	2	0	1	0	2	0	6
6093		7	max	0	11	0	9	0	1	0	11	0	11	0	2
6094			min	0	1	0	4	0	2	0	1	0	2	0	6
6095		8	max	0	11	0	9	0	1	0	11	0	11	0	2
6096			min	0	1	0	4	0	2	0	1	0	2	0	6
6097		9	max	0	11	0	9	0	1	0	11	0	11	0	2
6098			min	0	1	0	4	0	2	0	1	0	2	0	6
6099		10	max	0	11	0	9	0	1	0	11	0	11	0	2
6100			min	0	1	0	4	0	2	0	1	0	2	0	6

Envelope Member Section Forces (Continued)

	Member	Sec		Axial[lb]	LC	y Shear[lb]	LC	z Shear[lb]	LC	Torque[k-...	LC	y-y Mome...	LC	z-z Mome...	LC
6101		11	max	0	11	0	9	0	1	0	11	0	11	0	2
6102			min	0	1	0	4	0	2	0	1	0	2	0	6
6103		12	max	0	11	0	9	0	1	0	11	0	1	0	2
6104			min	0	1	0	4	0	2	0	1	0	2	0	6
6105		13	max	0	11	0	9	0	1	0	11	0	1	0	2
6106			min	0	1	0	4	0	2	0	1	0	2	0	6
6107		14	max	0	11	0	9	0	1	0	11	0	1	0	2
6108			min	0	1	0	4	0	2	0	1	0	2	0	6
6109		15	max	0	11	0	9	0	1	0	11	0	1	0	2
6110			min	0	1	0	4	0	2	0	1	0	2	0	6
6111		16	max	0	11	0	9	0	1	0	11	0	1	0	2
6112			min	0	1	0	4	0	2	0	1	0	2	0	6
6113		17	max	0	11	0	9	0	1	0	11	0	1	0	2
6114			min	0	1	0	4	0	2	0	1	0	2	0	6
6115		18	max	0	11	0	9	0	1	0	11	0	1	0	2
6116			min	0	1	0	4	0	2	0	1	0	2	0	6
6117		19	max	0	11	0	9	0	1	0	11	0	1	0	2
6118			min	0	1	0	4	0	2	0	1	0	2	0	6
6119		20	max	0	11	0	9	0	1	0	11	0	1	0	2
6120			min	0	1	0	4	0	2	0	1	0	2	0	6
6121	M194	1	max	0	11	0	4	0	3	0	11	0	1	0	2
6122			min	0	1	0	3	0	4	0	1	0	2	0	6
6123		2	max	0	11	0	4	0	3	0	11	0	1	0	2
6124			min	0	1	0	3	0	4	0	1	0	2	0	6
6125		3	max	0	11	0	4	0	3	0	11	0	1	0	2
6126			min	0	1	0	3	0	4	0	1	0	2	0	6
6127		4	max	0	11	0	4	0	3	0	11	0	1	0	2
6128			min	0	1	0	3	0	4	0	1	0	2	0	6
6129		5	max	0	11	0	4	0	3	0	11	0	1	0	2
6130			min	0	1	0	3	0	4	0	1	0	2	0	6
6131		6	max	0	11	0	4	0	3	0	11	0	1	0	2
6132			min	0	1	0	3	0	4	0	1	0	2	0	6
6133		7	max	0	11	0	4	0	3	0	11	0	1	0	2
6134			min	0	1	0	3	0	4	0	1	0	2	0	6
6135		8	max	0	11	0	4	0	3	0	11	0	1	0	2
6136			min	0	1	0	3	0	4	0	1	0	2	0	6
6137		9	max	0	11	0	4	0	3	0	11	0	1	0	2
6138			min	0	1	0	3	0	4	0	1	0	2	0	6
6139		10	max	0	11	0	4	0	3	0	11	0	1	0	2
6140			min	0	1	0	3	0	4	0	1	0	2	0	6
6141		11	max	0	11	0	4	0	3	0	11	0	1	0	2
6142			min	0	1	0	3	0	4	0	1	0	2	0	6
6143		12	max	0	11	0	4	0	3	0	11	0	1	0	2
6144			min	0	1	0	3	0	4	0	1	0	2	0	6
6145		13	max	0	11	0	4	0	3	0	11	0	1	0	2
6146			min	0	1	0	3	0	4	0	1	0	2	0	6
6147		14	max	0	11	0	4	0	3	0	11	0	1	0	2
6148			min	0	1	0	3	0	4	0	1	0	2	0	4
6149		15	max	0	11	0	4	0	3	0	11	0	1	0	2
6150			min	0	1	0	3	0	4	0	1	0	4	0	4
6151		16	max	0	11	0	4	0	3	0	11	0	1	0	2
6152			min	0	1	0	3	0	4	0	1	0	4	0	4

Envelope Member Section Forces (Continued)

	Member	Sec		Axial[lb]	LC	y Shear[lb]	LC	z Shear[lb]	LC	Torque[k-...	LC	y-y Mome...	LC	z-z Mome...	LC
6153		17	max	0	11	0	4	0	3	0	11	0	1	0	2
6154			min	0	1	0	3	0	4	0	1	0	4	0	4
6155		18	max	0	11	0	4	0	3	0	11	0	1	0	2
6156			min	0	1	0	3	0	4	0	1	0	4	0	4
6157		19	max	0	11	0	4	0	3	0	11	0	1	0	2
6158			min	0	1	0	3	0	4	0	1	0	4	0	4
6159		20	max	0	11	0	4	0	3	0	11	0	8	0	2
6160			min	0	1	0	3	0	4	0	1	0	4	0	4
6161	M197	1	max	0	11	0	2	0	4	0	11	0	3	0	4
6162			min	0	1	0	5	0	3	0	1	0	4	0	3
6163		2	max	0	11	0	2	0	4	0	11	0	3	0	4
6164			min	0	1	0	5	0	3	0	1	0	4	0	3
6165		3	max	0	11	0	2	0	4	0	11	0	1	0	4
6166			min	0	1	0	5	0	3	0	1	0	2	0	3
6167		4	max	0	11	0	2	0	4	0	11	0	1	0	4
6168			min	0	1	0	5	0	3	0	1	0	2	0	3
6169		5	max	0	11	0	2	0	4	0	11	0	1	0	4
6170			min	0	1	0	5	0	3	0	1	0	2	0	3
6171		6	max	0	11	0	2	0	4	0	11	0	1	0	4
6172			min	0	1	0	5	0	3	0	1	0	2	0	3
6173		7	max	0	11	0	2	0	4	0	11	0	1	0	4
6174			min	0	1	0	5	0	3	0	1	0	2	0	3
6175		8	max	0	11	0	2	0	4	0	11	0	1	0	4
6176			min	0	1	0	5	0	3	0	1	0	2	0	3
6177		9	max	0	11	0	2	0	4	0	11	0	1	0	4
6178			min	0	1	0	5	0	3	0	1	0	2	0	3
6179		10	max	0	11	0	2	0	4	0	11	0	1	0	4
6180			min	0	1	0	5	0	3	0	1	0	2	0	3
6181		11	max	0	11	0	2	0	4	0	11	0	1	0	4
6182			min	0	1	0	5	0	3	0	1	0	2	0	3
6183		12	max	0	11	0	2	0	4	0	11	0	1	0	4
6184			min	0	1	0	5	0	3	0	1	0	6	0	3
6185		13	max	0	11	0	2	0	4	0	11	0	1	0	4
6186			min	0	1	0	5	0	3	0	1	0	6	0	3
6187		14	max	0	11	0	2	0	4	0	11	0	1	0	4
6188			min	0	1	0	5	0	3	0	1	0	6	0	3
6189		15	max	0	11	0	2	0	4	0	11	0	1	0	5
6190			min	0	1	0	5	0	3	0	1	0	6	0	3
6191		16	max	0	11	0	2	0	4	0	11	0	1	0	5
6192			min	0	1	0	5	0	3	0	1	0	6	0	3
6193		17	max	0	11	0	2	0	4	0	11	0	1	0	5
6194			min	0	1	0	5	0	3	0	1	0	6	0	3
6195		18	max	0	11	0	2	0	4	0	11	0	1	0	5
6196			min	0	1	0	5	0	3	0	1	0	6	0	3
6197		19	max	0	11	0	2	0	4	0	11	0	1	0	5
6198			min	0	1	0	5	0	3	0	1	0	6	0	3
6199		20	max	0	11	0	2	0	4	0	11	0	1	0	5
6200			min	0	1	0	5	0	3	0	1	0	6	0	3
6201	M198	1	max	0	11	0	2	0	3	0	11	0	5	0	1
6202			min	0	1	0	3	0	6	0	1	0	2	0	4
6203		2	max	0	11	0	2	0	3	0	11	0	5	0	1
6204			min	0	1	0	3	0	6	0	1	0	2	0	4

Envelope Member Section Forces (Continued)

	Member	Sec		Axial[lb]	LC	y Shear[lb]	LC	z Shear[lb]	LC	Torque[k-...	LC	y-y Mome...	LC	z-z Mome...	LC
6205		3	max	0	11	0	2	0	3	0	11	0	5	0	1
6206			min	0	1	0	3	0	6	0	1	0	2	0	4
6207		4	max	0	11	0	2	0	3	0	11	0	5	0	1
6208			min	0	1	0	3	0	6	0	1	0	2	0	4
6209		5	max	0	11	0	2	0	3	0	11	0	5	0	1
6210			min	0	1	0	3	0	6	0	1	0	2	0	4
6211		6	max	0	11	0	2	0	3	0	11	0	5	0	1
6212			min	0	1	0	3	0	6	0	1	0	2	0	4
6213		7	max	0	11	0	2	0	3	0	11	0	5	0	1
6214			min	0	1	0	3	0	6	0	1	0	2	0	4
6215		8	max	0	11	0	2	0	3	0	11	0	5	0	1
6216			min	0	1	0	3	0	6	0	1	0	2	0	2
6217		9	max	0	11	0	2	0	3	0	11	0	3	0	1
6218			min	0	1	0	3	0	6	0	1	0	2	0	2
6219		10	max	0	11	0	2	0	3	0	11	0	3	0	1
6220			min	0	1	0	3	0	6	0	1	0	2	0	2
6221		11	max	0	11	0	2	0	3	0	11	0	3	0	8
6222			min	0	1	0	3	0	6	0	1	0	2	0	2
6223		12	max	0	11	0	2	0	3	0	11	0	3	0	8
6224			min	0	1	0	3	0	6	0	1	0	2	0	2
6225		13	max	0	11	0	2	0	3	0	11	0	3	0	8
6226			min	0	1	0	3	0	6	0	1	0	2	0	2
6227		14	max	0	11	0	2	0	3	0	11	0	3	0	8
6228			min	0	1	0	3	0	6	0	1	0	2	0	2
6229		15	max	0	11	0	2	0	3	0	11	0	3	0	8
6230			min	0	1	0	3	0	6	0	1	0	2	0	2
6231		16	max	0	11	0	2	0	3	0	11	0	3	0	8
6232			min	0	1	0	3	0	6	0	1	0	2	0	2
6233		17	max	0	11	0	2	0	3	0	11	0	3	0	8
6234			min	0	1	0	3	0	6	0	1	0	2	0	2
6235		18	max	0	11	0	2	0	3	0	11	0	3	0	8
6236			min	0	1	0	3	0	6	0	1	0	2	0	2
6237		19	max	0	11	0	2	0	3	0	11	0	3	0	8
6238			min	0	1	0	3	0	6	0	1	0	2	0	2
6239		20	max	0	11	0	2	0	3	0	11	0	3	0	8
6240			min	0	1	0	3	0	6	0	1	0	2	0	2
6241	M201	1	max	0	11	0	2	0	8	0	11	0	5	0	4
6242			min	0	1	0	1	0	4	0	1	0	8	0	3
6243		2	max	0	11	0	2	0	8	0	11	0	5	0	4
6244			min	0	1	0	1	0	4	0	1	0	1	0	3
6245		3	max	0	11	0	2	0	8	0	11	0	5	0	4
6246			min	0	1	0	1	0	4	0	1	0	1	0	3
6247		4	max	0	11	0	2	0	8	0	11	0	5	0	4
6248			min	0	1	0	1	0	4	0	1	0	1	0	3
6249		5	max	0	11	0	2	0	8	0	11	0	5	0	4
6250			min	0	1	0	1	0	4	0	1	0	1	0	3
6251		6	max	0	11	0	2	0	8	0	11	0	5	0	4
6252			min	0	1	0	1	0	4	0	1	0	1	0	3
6253		7	max	0	11	0	2	0	8	0	11	0	5	0	4
6254			min	0	1	0	1	0	4	0	1	0	1	0	3
6255		8	max	0	11	0	2	0	8	0	11	0	5	0	4
6256			min	0	1	0	1	0	4	0	1	0	1	0	3

Envelope Member Section Forces (Continued)

	Member	Sec		Axial[lb]	LC	y Shear[lb]	LC	z Shear[lb]	LC	Torque[k-...	LC	y-y Mome...	LC	z-z Mome...	LC
6257		9	max	0	11	0	2	0	8	0	11	0	5	0	4
6258			min	0	1	0	1	0	4	0	1	0	3	0	3
6259		10	max	0	11	0	2	0	8	0	11	0	5	0	4
6260			min	0	1	0	1	0	4	0	1	0	3	0	2
6261		11	max	0	11	0	2	0	8	0	11	0	5	0	4
6262			min	0	1	0	1	0	4	0	1	0	3	0	2
6263		12	max	0	11	0	2	0	8	0	11	0	5	0	4
6264			min	0	1	0	1	0	4	0	1	0	3	0	2
6265		13	max	0	11	0	2	0	8	0	11	0	5	0	4
6266			min	0	1	0	1	0	4	0	1	0	3	0	2
6267		14	max	0	11	0	2	0	8	0	11	0	9	0	4
6268			min	0	1	0	1	0	4	0	1	0	3	0	2
6269		15	max	0	11	0	2	0	8	0	11	0	8	0	4
6270			min	0	1	0	1	0	4	0	1	0	3	0	2
6271		16	max	0	11	0	2	0	8	0	11	0	8	0	4
6272			min	0	1	0	1	0	4	0	1	0	3	0	2
6273		17	max	0	11	0	2	0	8	0	11	0	8	0	4
6274			min	0	1	0	1	0	4	0	1	0	3	0	2
6275		18	max	0	11	0	2	0	8	0	11	0	8	0	4
6276			min	0	1	0	1	0	4	0	1	0	3	0	2
6277		19	max	0	11	0	2	0	8	0	11	0	8	0	4
6278			min	0	1	0	1	0	4	0	1	0	3	0	2
6279		20	max	0	11	0	2	0	8	0	11	0	8	0	4
6280			min	0	1	0	1	0	4	0	1	0	3	0	2
6281	M202	1	max	0	11	0	1	0	3	0	11	0	4	0	11
6282			min	0	1	0	2	0	4	0	1	0	3	0	2
6283		2	max	0	11	0	1	0	3	0	11	0	4	0	11
6284			min	0	1	0	2	0	4	0	1	0	3	0	2
6285		3	max	0	11	0	1	0	3	0	11	0	4	0	11
6286			min	0	1	0	2	0	4	0	1	0	5	0	2
6287		4	max	0	11	0	1	0	3	0	11	0	4	0	11
6288			min	0	1	0	2	0	4	0	1	0	5	0	3
6289		5	max	0	11	0	1	0	3	0	11	0	4	0	11
6290			min	0	1	0	2	0	4	0	1	0	5	0	3
6291		6	max	0	11	0	1	0	3	0	11	0	3	0	11
6292			min	0	1	0	2	0	4	0	1	0	5	0	3
6293		7	max	0	11	0	1	0	3	0	11	0	3	0	11
6294			min	0	1	0	2	0	4	0	1	0	5	0	3
6295		8	max	0	11	0	1	0	3	0	11	0	3	0	11
6296			min	0	1	0	2	0	4	0	1	0	4	0	3
6297		9	max	0	11	0	1	0	3	0	11	0	3	0	11
6298			min	0	1	0	2	0	4	0	1	0	4	0	3
6299		10	max	0	11	0	1	0	3	0	11	0	3	0	2
6300			min	0	1	0	2	0	4	0	1	0	4	0	3
6301		11	max	0	11	0	1	0	3	0	11	0	3	0	2
6302			min	0	1	0	2	0	4	0	1	0	4	0	3
6303		12	max	0	11	0	1	0	3	0	11	0	3	0	2
6304			min	0	1	0	2	0	4	0	1	0	4	0	3
6305		13	max	0	11	0	1	0	3	0	11	0	3	0	2
6306			min	0	1	0	2	0	4	0	1	0	4	0	3
6307		14	max	0	11	0	1	0	3	0	11	0	3	0	2
6308			min	0	1	0	2	0	4	0	1	0	4	0	3

Envelope Member Section Forces (Continued)

	Member	Sec		Axial[lb]	LC	y Shear[lb]	LC	z Shear[lb]	LC	Torque[k-...	LC	y-y Mome...	LC	z-z Mome...	LC
6309		15	max	0	11	0	1	0	3	0	11	0	3	0	2
6310			min	0	1	0	2	0	4	0	1	0	4	0	3
6311		16	max	0	11	0	1	0	3	0	11	0	3	0	2
6312			min	0	1	0	2	0	4	0	1	0	4	0	3
6313		17	max	0	11	0	1	0	3	0	11	0	3	0	2
6314			min	0	1	0	2	0	4	0	1	0	4	0	3
6315		18	max	0	11	0	1	0	3	0	11	0	3	0	2
6316			min	0	1	0	2	0	4	0	1	0	4	0	3
6317		19	max	0	11	0	1	0	3	0	11	0	3	0	2
6318			min	0	1	0	2	0	4	0	1	0	4	0	3
6319		20	max	0	11	0	1	0	3	0	11	0	3	0	2
6320			min	0	1	0	2	0	4	0	1	0	4	0	3
6321	M205	1	max	0	11	0	2	0	3	0	11	0	1	0	2
6322			min	0	1	0	1	0	1	0	1	0	2	0	1
6323		2	max	0	11	0	2	0	3	0	11	0	1	0	11
6324			min	0	1	0	1	0	1	0	1	0	2	0	5
6325		3	max	0	11	0	2	0	3	0	11	0	1	0	11
6326			min	0	1	0	1	0	1	0	1	0	2	0	5
6327		4	max	0	11	0	2	0	3	0	11	0	1	0	11
6328			min	0	1	0	1	0	1	0	1	0	2	0	5
6329		5	max	0	11	0	2	0	3	0	11	0	1	0	9
6330			min	0	1	0	1	0	1	0	1	0	2	0	5
6331		6	max	0	11	0	2	0	3	0	11	0	4	0	9
6332			min	0	1	0	1	0	1	0	1	0	2	0	2
6333		7	max	0	11	0	2	0	3	0	11	0	3	0	9
6334			min	0	1	0	1	0	1	0	1	0	2	0	2
6335		8	max	0	11	0	2	0	3	0	11	0	3	0	1
6336			min	0	1	0	1	0	1	0	1	0	2	0	2
6337		9	max	0	11	0	2	0	3	0	11	0	3	0	1
6338			min	0	1	0	1	0	1	0	1	0	2	0	2
6339		10	max	0	11	0	2	0	3	0	11	0	3	0	1
6340			min	0	1	0	1	0	1	0	1	0	2	0	2
6341		11	max	0	11	0	2	0	3	0	11	0	3	0	1
6342			min	0	1	0	1	0	1	0	1	0	2	0	2
6343		12	max	0	11	0	2	0	3	0	11	0	3	0	1
6344			min	0	1	0	1	0	1	0	1	0	2	0	2
6345		13	max	0	11	0	2	0	3	0	11	0	3	0	1
6346			min	0	1	0	1	0	1	0	1	0	2	0	2
6347		14	max	0	11	0	2	0	3	0	11	0	3	0	1
6348			min	0	1	0	1	0	1	0	1	0	2	0	2
6349		15	max	0	11	0	2	0	3	0	11	0	3	0	1
6350			min	0	1	0	1	0	1	0	1	0	1	0	2
6351		16	max	0	11	0	2	0	3	0	11	0	3	0	1
6352			min	0	1	0	1	0	1	0	1	0	1	0	2
6353		17	max	0	11	0	2	0	3	0	11	0	3	0	1
6354			min	0	1	0	1	0	1	0	1	0	1	0	2
6355		18	max	0	11	0	2	0	3	0	11	0	3	0	1
6356			min	0	1	0	1	0	1	0	1	0	1	0	2
6357		19	max	0	11	0	2	0	3	0	11	0	3	0	1
6358			min	0	1	0	1	0	1	0	1	0	1	0	2
6359		20	max	0	11	0	2	0	3	0	11	0	3	0	1
6360			min	0	1	0	1	0	1	0	1	0	1	0	2

Envelope Member Section Forces (Continued)

	Member	Sec		Axial[lb]	LC	y Shear[lb]	LC	z Shear[lb]	LC	Torque[k-...	LC	y-y Mome...	LC	z-z Mome...	LC
6361	M206	1	max	0	11	0	2	0	1	0	11	0	1	0	4
6362			min	0	1	0	3	0	3	0	1	0	2	0	3
6363		2	max	0	11	0	2	0	1	0	11	0	1	0	4
6364			min	0	1	0	3	0	3	0	1	0	2	0	3
6365		3	max	0	11	0	2	0	1	0	11	0	1	0	4
6366			min	0	1	0	3	0	3	0	1	0	2	0	3
6367		4	max	0	11	0	2	0	1	0	11	0	1	0	4
6368			min	0	1	0	3	0	3	0	1	0	2	0	3
6369		5	max	0	11	0	2	0	1	0	11	0	1	0	4
6370			min	0	1	0	3	0	3	0	1	0	2	0	3
6371		6	max	0	11	0	2	0	1	0	11	0	1	0	4
6372			min	0	1	0	3	0	3	0	1	0	2	0	3
6373		7	max	0	11	0	2	0	1	0	11	0	1	0	4
6374			min	0	1	0	3	0	3	0	1	0	2	0	2
6375		8	max	0	11	0	2	0	1	0	11	0	1	0	4
6376			min	0	1	0	3	0	3	0	1	0	2	0	2
6377		9	max	0	11	0	2	0	1	0	11	0	1	0	4
6378			min	0	1	0	3	0	3	0	1	0	2	0	2
6379		10	max	0	11	0	2	0	1	0	11	0	1	0	4
6380			min	0	1	0	3	0	3	0	1	0	2	0	2
6381		11	max	0	11	0	2	0	1	0	11	0	1	0	1
6382			min	0	1	0	3	0	3	0	1	0	2	0	2
6383		12	max	0	11	0	2	0	1	0	11	0	1	0	1
6384			min	0	1	0	3	0	3	0	1	0	2	0	2
6385		13	max	0	11	0	2	0	1	0	11	0	1	0	1
6386			min	0	1	0	3	0	3	0	1	0	2	0	2
6387		14	max	0	11	0	2	0	1	0	11	0	1	0	1
6388			min	0	1	0	3	0	3	0	1	0	2	0	2
6389		15	max	0	11	0	2	0	1	0	11	0	1	0	1
6390			min	0	1	0	3	0	3	0	1	0	2	0	2
6391		16	max	0	11	0	2	0	1	0	11	0	1	0	1
6392			min	0	1	0	3	0	3	0	1	0	2	0	2
6393		17	max	0	11	0	2	0	1	0	11	0	1	0	1
6394			min	0	1	0	3	0	3	0	1	0	2	0	2
6395		18	max	0	11	0	2	0	1	0	11	0	1	0	1
6396			min	0	1	0	3	0	3	0	1	0	2	0	2
6397		19	max	0	11	0	2	0	1	0	11	0	1	0	1
6398			min	0	1	0	3	0	3	0	1	0	3	0	2
6399		20	max	0	11	0	2	0	1	0	11	0	1	0	1
6400			min	0	1	0	3	0	3	0	1	0	3	0	2
6401	M207	1	max	0	11	0	3	0	6	0	11	0	1	0	2
6402			min	0	1	0	2	0	11	0	1	0	2	0	3
6403		2	max	0	11	0	3	0	6	0	11	0	1	0	2
6404			min	0	1	0	2	0	11	0	1	0	2	0	3
6405		3	max	0	11	0	3	0	6	0	11	0	1	0	2
6406			min	0	1	0	2	0	11	0	1	0	2	0	3
6407		4	max	0	11	0	3	0	6	0	11	0	1	0	2
6408			min	0	1	0	2	0	11	0	1	0	2	0	3
6409		5	max	0	11	0	3	0	6	0	11	0	1	0	2
6410			min	0	1	0	2	0	11	0	1	0	2	0	3
6411		6	max	0	11	0	3	0	6	0	11	0	1	0	2
6412			min	0	1	0	2	0	11	0	1	0	2	0	3

Envelope Member Section Forces (Continued)

	Member	Sec		Axial[lb]	LC	y Shear[lb]	LC	z Shear[lb]	LC	Torque[k-...	LC	y-y Mome...	LC	z-z Mome...	LC
6413		7	max	0	11	0	3	0	6	0	11	0	1	0	2
6414			min	0	1	0	2	0	11	0	1	0	2	0	3
6415		8	max	0	11	0	3	0	6	0	11	0	1	0	2
6416			min	0	1	0	2	0	11	0	1	0	2	0	3
6417		9	max	0	11	0	3	0	6	0	11	0	1	0	2
6418			min	0	1	0	2	0	11	0	1	0	2	0	3
6419		10	max	0	11	0	3	0	6	0	11	0	1	0	2
6420			min	0	1	0	2	0	11	0	1	0	2	0	3
6421		11	max	0	11	0	3	0	6	0	11	0	1	0	2
6422			min	0	1	0	2	0	11	0	1	0	2	0	3
6423		12	max	0	11	0	3	0	6	0	11	0	1	0	2
6424			min	0	1	0	2	0	11	0	1	0	2	0	3
6425		13	max	0	11	0	3	0	6	0	11	0	1	0	2
6426			min	0	1	0	2	0	11	0	1	0	2	0	3
6427		14	max	0	11	0	3	0	6	0	11	0	1	0	2
6428			min	0	1	0	2	0	11	0	1	0	2	0	3
6429		15	max	0	11	0	3	0	6	0	11	0	1	0	2
6430			min	0	1	0	2	0	11	0	1	0	2	0	3
6431		16	max	0	11	0	3	0	6	0	11	0	1	0	2
6432			min	0	1	0	2	0	11	0	1	0	2	0	3
6433		17	max	0	11	0	3	0	6	0	11	0	1	0	2
6434			min	0	1	0	2	0	11	0	1	0	2	0	3
6435		18	max	0	11	0	3	0	6	0	11	0	1	0	2
6436			min	0	1	0	2	0	11	0	1	0	2	0	3
6437		19	max	0	11	0	3	0	6	0	11	0	1	0	2
6438			min	0	1	0	2	0	11	0	1	0	2	0	3
6439		20	max	0	11	0	3	0	6	0	11	0	1	0	2
6440			min	0	1	0	2	0	11	0	1	0	2	0	3
6441	M208A	1	max	0	11	0	4	0	5	0	11	0	1	0	2
6442			min	0	1	0	1	0	6	0	1	0	5	0	3
6443		2	max	0	11	0	4	0	5	0	11	0	1	0	2
6444			min	0	1	0	1	0	6	0	1	0	6	0	3
6445		3	max	0	11	0	4	0	5	0	11	0	1	0	2
6446			min	0	1	0	1	0	6	0	1	0	6	0	3
6447		4	max	0	11	0	4	0	5	0	11	0	1	0	2
6448			min	0	1	0	1	0	6	0	1	0	6	0	3
6449		5	max	0	11	0	4	0	5	0	11	0	1	0	2
6450			min	0	1	0	1	0	6	0	1	0	6	0	4
6451		6	max	0	11	0	4	0	5	0	11	0	1	0	2
6452			min	0	1	0	1	0	6	0	1	0	6	0	4
6453		7	max	0	11	0	4	0	5	0	11	0	1	0	9
6454			min	0	1	0	1	0	6	0	1	0	6	0	4
6455		8	max	0	11	0	4	0	5	0	11	0	1	0	1
6456			min	0	1	0	1	0	6	0	1	0	6	0	4
6457		9	max	0	11	0	4	0	5	0	11	0	1	0	1
6458			min	0	1	0	1	0	6	0	1	0	6	0	4
6459		10	max	0	11	0	4	0	5	0	11	0	1	0	1
6460			min	0	1	0	1	0	6	0	1	0	6	0	4
6461		11	max	0	11	0	4	0	5	0	11	0	1	0	1
6462			min	0	1	0	1	0	6	0	1	0	6	0	4
6463		12	max	0	11	0	4	0	5	0	11	0	1	0	1
6464			min	0	1	0	1	0	6	0	1	0	6	0	4

Envelope Member Section Forces (Continued)

	Member	Sec		Axial[lb]	LC	y Shear[lb]	LC	z Shear[lb]	LC	Torque[k-...	LC	y-y Mome...	LC	z-z Mome...	LC
6465		13	max	0	11	0	4	0	5	0	11	0	1	0	1
6466			min	0	1	0	1	0	6	0	1	0	6	0	4
6467		14	max	0	11	0	4	0	5	0	11	0	1	0	1
6468			min	0	1	0	1	0	6	0	1	0	6	0	4
6469		15	max	0	11	0	4	0	5	0	11	0	11	0	1
6470			min	0	1	0	1	0	6	0	1	0	6	0	4
6471		16	max	0	11	0	4	0	5	0	11	0	11	0	1
6472			min	0	1	0	1	0	6	0	1	0	6	0	4
6473		17	max	0	11	0	4	0	5	0	11	0	8	0	1
6474			min	0	1	0	1	0	6	0	1	0	6	0	4
6475		18	max	0	11	0	4	0	5	0	11	0	8	0	1
6476			min	0	1	0	1	0	6	0	1	0	6	0	4
6477		19	max	0	11	0	4	0	5	0	11	0	8	0	1
6478			min	0	1	0	1	0	6	0	1	0	6	0	4
6479		20	max	0	11	0	4	0	5	0	11	0	8	0	1
6480			min	0	1	0	1	0	6	0	1	0	6	0	4
6481	M190	1	max	3097.809	6	-572.937	1	2322.344	8	.147	1	.164	8	.168	6
6482			min	217.717	1	-2349.002	6	531.473	3	-.153	2	-.007	3	-.008	1
6483		2	max	3097.809	6	-572.937	1	2322.344	8	.147	1	.171	8	.176	6
6484			min	217.717	1	-2349.002	6	531.473	3	-.153	2	-.005	3	-.006	1
6485		3	max	3097.809	6	-572.937	1	2322.344	8	.147	1	.179	8	.183	6
6486			min	217.717	1	-2349.002	6	531.473	3	-.153	2	-.003	3	-.004	1
6487		4	max	3097.809	6	-572.937	1	2322.344	8	.147	1	.187	8	.191	6
6488			min	217.717	1	-2349.002	6	531.473	3	-.153	2	-.001	3	-.002	1
6489		5	max	3097.809	6	-572.937	1	2322.344	8	.147	1	.194	8	.199	6
6490			min	217.717	1	-2349.002	6	531.473	3	-.153	2	0	3	0	1
6491		6	max	3097.809	6	-572.937	1	2322.344	8	.147	1	.202	8	.206	6
6492			min	217.717	1	-2349.002	6	531.473	3	-.153	2	.002	3	.002	1
6493		7	max	3097.809	6	-572.937	1	2322.344	8	.147	1	.209	8	.214	6
6494			min	217.717	1	-2349.002	6	531.473	3	-.153	2	.004	3	.003	1
6495		8	max	3097.809	6	-572.937	1	2322.344	8	.147	1	.217	8	.222	6
6496			min	217.717	1	-2349.002	6	531.473	3	-.153	2	.006	3	.005	1
6497		9	max	3097.809	6	-572.937	1	2322.344	8	.147	1	.225	8	.23	6
6498			min	217.717	1	-2349.002	6	531.473	3	-.153	2	.007	3	.007	1
6499		10	max	3097.809	6	-572.937	1	2322.344	8	.147	1	.232	8	.237	6
6500			min	217.717	1	-2349.002	6	531.473	3	-.153	2	.009	3	.009	1
6501		11	max	3097.809	6	-572.937	1	2322.344	8	.147	1	.24	8	.245	6
6502			min	217.717	1	-2349.002	6	531.473	3	-.153	2	.011	3	.011	1
6503		12	max	3097.809	6	-572.937	1	2322.344	8	.147	1	.248	8	.253	6
6504			min	217.717	1	-2349.002	6	531.473	3	-.153	2	.013	3	.013	1
6505		13	max	3097.809	6	-572.937	1	2322.344	8	.147	1	.255	8	.26	6
6506			min	217.717	1	-2349.002	6	531.473	3	-.153	2	.014	3	.015	1
6507		14	max	3097.809	6	-572.937	1	2322.344	8	.147	1	.263	8	.268	6
6508			min	217.717	1	-2349.002	6	531.473	3	-.153	2	.016	3	.017	1
6509		15	max	3097.809	6	-572.937	1	2322.344	8	.147	1	.271	8	.276	6
6510			min	217.717	1	-2349.002	6	531.473	3	-.153	2	.018	3	.019	1
6511		16	max	3097.809	6	-572.937	1	2322.344	8	.147	1	.278	8	.284	6
6512			min	217.717	1	-2349.002	6	531.473	3	-.153	2	.02	3	.02	1
6513		17	max	3097.809	6	-572.937	1	2322.344	8	.147	1	.286	8	.291	6
6514			min	217.717	1	-2349.002	6	531.473	3	-.153	2	.021	3	.022	1
6515		18	max	3097.809	6	-572.937	1	2322.344	8	.147	1	.293	8	.299	6
6516			min	217.717	1	-2349.002	6	531.473	3	-.153	2	.023	3	.024	1

Envelope Member Section Forces (Continued)

	Member	Sec		Axial[lb]	LC	y Shear[lb]	LC	z Shear[lb]	LC	Torque[k-...	LC	y-y Mome...	LC	z-z Mome...	LC
6517		19	max	3097.809	6	-572.937	1	2322.344	8	.147	1	.301	8	.307	6
6518			min	217.717	1	-2349.002	6	531.473	3	-.153	2	.025	3	.026	1
6519		20	max	3097.809	6	-572.937	1	2322.344	8	.147	1	.309	8	.315	6
6520			min	217.717	1	-2349.002	6	531.473	3	-.153	2	.027	3	.028	1
6521	M191	1	max	1.168	1	3817.013	8	250.567	3	.181	2	.024	2	-.132	3
6522			min	-2362.244	6	1027.698	3	-237.467	4	-.175	1	-.022	1	-.4	8
6523		2	max	1.168	1	3817.013	8	250.567	3	.181	2	.024	2	-.135	3
6524			min	-2362.244	6	1027.698	3	-237.467	4	-.175	1	-.023	1	-.411	8
6525		3	max	1.168	1	3817.013	8	250.567	3	.181	2	.025	2	-.138	3
6526			min	-2362.244	6	1027.698	3	-237.467	4	-.175	1	-.023	1	-.423	8
6527		4	max	1.168	1	3817.013	8	250.567	3	.181	2	.026	2	-.141	3
6528			min	-2362.244	6	1027.698	3	-237.467	4	-.175	1	-.024	1	-.434	8
6529		5	max	1.168	1	3817.013	8	250.567	3	.181	2	.026	2	-.144	3
6530			min	-2362.244	6	1027.698	3	-237.467	4	-.175	1	-.025	1	-.445	8
6531		6	max	1.168	1	3817.013	8	250.567	3	.181	2	.027	2	-.147	3
6532			min	-2362.244	6	1027.698	3	-237.467	4	-.175	1	-.025	1	-.456	8
6533		7	max	1.168	1	3817.013	8	250.567	3	.181	2	.028	2	-.15	3
6534			min	-2362.244	6	1027.698	3	-237.467	4	-.175	1	-.026	1	-.467	8
6535		8	max	1.168	1	3817.013	8	250.567	3	.181	2	.029	2	-.153	3
6536			min	-2362.244	6	1027.698	3	-237.467	4	-.175	1	-.027	1	-.478	8
6537		9	max	1.168	1	3817.013	8	250.567	3	.181	2	.029	2	-.156	3
6538			min	-2362.244	6	1027.698	3	-237.467	4	-.175	1	-.027	1	-.489	8
6539		10	max	1.168	1	3817.013	8	250.567	3	.181	2	.03	2	-.159	3
6540			min	-2362.244	6	1027.698	3	-237.467	4	-.175	1	-.028	1	-.5	8
6541		11	max	1.168	1	3817.013	8	250.567	3	.181	2	.031	2	-.162	3
6542			min	-2362.244	6	1027.698	3	-237.467	4	-.175	1	-.029	1	-.511	8
6543		12	max	1.168	1	3817.013	8	250.567	3	.181	2	.031	2	-.165	3
6544			min	-2362.244	6	1027.698	3	-237.467	4	-.175	1	-.029	1	-.522	8
6545		13	max	1.168	1	3817.013	8	250.567	3	.181	2	.032	2	-.168	3
6546			min	-2362.244	6	1027.698	3	-237.467	4	-.175	1	-.03	1	-.533	8
6547		14	max	1.168	1	3817.013	8	250.567	3	.181	2	.033	2	-.171	3
6548			min	-2362.244	6	1027.698	3	-237.467	4	-.175	1	-.031	1	-.544	8
6549		15	max	1.168	1	3817.013	8	250.567	3	.181	2	.034	2	-.174	3
6550			min	-2362.244	6	1027.698	3	-237.467	4	-.175	1	-.031	1	-.555	8
6551		16	max	1.168	1	3817.013	8	250.567	3	.181	2	.034	2	-.177	3
6552			min	-2362.244	6	1027.698	3	-237.467	4	-.175	1	-.032	1	-.566	8
6553		17	max	1.168	1	3817.013	8	250.567	3	.181	2	.035	2	-.18	3
6554			min	-2362.244	6	1027.698	3	-237.467	4	-.175	1	-.033	1	-.577	8
6555		18	max	1.168	1	3817.013	8	250.567	3	.181	2	.036	2	-.183	3
6556			min	-2362.244	6	1027.698	3	-237.467	4	-.175	1	-.033	1	-.588	8
6557		19	max	1.168	1	3817.013	8	250.567	3	.181	2	.036	2	-.186	3
6558			min	-2362.244	6	1027.698	3	-237.467	4	-.175	1	-.034	1	-.599	8
6559		20	max	1.168	1	3817.013	8	250.567	3	.181	2	.037	2	-.189	3
6560			min	-2362.244	6	1027.698	3	-237.467	4	-.175	1	-.035	1	-.611	8
6561	M192	1	max	219.467	6	1535.278	8	1570.328	6	.035	4	-.009	4	.067	9
6562			min	34.424	9	68.278	3	93.804	1	-.037	3	-.065	9	.007	2
6563		2	max	219.467	6	1535.278	8	1570.328	6	.035	4	-.008	4	.063	9
6564			min	34.424	9	68.278	3	93.804	1	-.037	3	-.061	9	.007	2
6565		3	max	219.467	6	1535.278	8	1570.328	6	.035	4	-.007	4	.058	9
6566			min	34.424	9	68.278	3	93.804	1	-.037	3	-.057	9	.006	2
6567		4	max	219.467	6	1535.278	8	1570.328	6	.035	4	-.007	4	.054	9
6568			min	34.424	9	68.278	3	93.804	1	-.037	3	-.052	9	.005	2

Envelope Member Section Forces (Continued)

	Member	Sec		Axial[lb]	LC	y Shear[lb]	LC	z Shear[lb]	LC	Torque[k-...	LC	y-y Mome...	LC	z-z Mome...	LC
6569		5	max	219.467	6	1535.278	8	1570.328	6	.035	4	-.006	4	.049	9
6570			min	34.424	9	68.278	3	93.804	1	-.037	3	-.048	9	.004	2
6571		6	max	219.467	6	1535.278	8	1570.328	6	.035	4	-.005	4	.045	9
6572			min	34.424	9	68.278	3	93.804	1	-.037	3	-.044	9	.004	2
6573		7	max	219.467	6	1535.278	8	1570.328	6	.035	4	-.004	4	.041	9
6574			min	34.424	9	68.278	3	93.804	1	-.037	3	-.039	9	.003	2
6575		8	max	219.467	6	1535.278	8	1570.328	6	.035	4	-.003	10	.036	9
6576			min	34.424	9	68.278	3	93.804	1	-.037	3	-.035	9	.002	2
6577		9	max	219.467	6	1535.278	8	1570.328	6	.035	4	0	10	.032	9
6578			min	34.424	9	68.278	3	93.804	1	-.037	3	-.031	9	.002	2
6579		10	max	219.467	6	1535.278	8	1570.328	6	.035	4	.002	10	.027	9
6580			min	34.424	9	68.278	3	93.804	1	-.037	3	-.026	9	0	2
6581		11	max	219.467	6	1535.278	8	1570.328	6	.035	4	.004	10	.023	9
6582			min	34.424	9	68.278	3	93.804	1	-.037	3	-.022	9	0	4
6583		12	max	219.467	6	1535.278	8	1570.328	6	.035	4	.006	2	.018	9
6584			min	34.424	9	68.278	3	93.804	1	-.037	3	-.018	9	-.004	4
6585		13	max	219.467	6	1535.278	8	1570.328	6	.035	4	.01	2	.014	9
6586			min	34.424	9	68.278	3	93.804	1	-.037	3	-.014	9	-.007	4
6587		14	max	219.467	6	1535.278	8	1570.328	6	.035	4	.013	2	.01	9
6588			min	34.424	9	68.278	3	93.804	1	-.037	3	-.011	1	-.01	4
6589		15	max	219.467	6	1535.278	8	1570.328	6	.035	4	.016	2	.009	3
6590			min	34.424	9	68.278	3	93.804	1	-.037	3	-.011	1	-.013	4
6591		16	max	219.467	6	1535.278	8	1570.328	6	.035	4	.019	2	.008	3
6592			min	34.424	9	68.278	3	93.804	1	-.037	3	-.01	1	-.017	4
6593		17	max	219.467	6	1535.278	8	1570.328	6	.035	4	.023	2	.008	3
6594			min	34.424	9	68.278	3	93.804	1	-.037	3	-.01	1	-.02	4
6595		18	max	219.467	6	1535.278	8	1570.328	6	.035	4	.027	6	.008	3
6596			min	34.424	9	68.278	3	93.804	1	-.037	3	-.01	1	-.024	8
6597		19	max	219.467	6	1535.278	8	1570.328	6	.035	4	.032	6	.008	3
6598			min	34.424	9	68.278	3	93.804	1	-.037	3	-.009	1	-.029	8
6599		20	max	219.467	6	1535.278	8	1570.328	6	.035	4	.037	6	.008	3
6600			min	34.424	9	68.278	3	93.804	1	-.037	3	-.009	1	-.035	8
6601	M193A	1	max	-2.67	10	10.141	3	10.137	2	0	4	0	1	0	3
6602			min	-7.187	7	-10.144	4	-10.136	1	0	2	0	2	0	4
6603		2	max	-2.67	10	10.141	3	10.137	2	0	4	0	1	0	3
6604			min	-7.187	7	-10.144	4	-10.136	1	0	2	0	2	0	4
6605		3	max	-2.67	10	10.141	3	10.137	2	0	4	0	1	0	3
6606			min	-7.187	7	-10.144	4	-10.136	1	0	2	0	2	0	4
6607		4	max	-2.67	10	10.141	3	10.137	2	0	4	0	1	0	3
6608			min	-7.187	7	-10.144	4	-10.136	1	0	2	0	2	0	4
6609		5	max	-2.67	10	10.141	3	10.137	2	0	4	0	1	0	3
6610			min	-7.187	7	-10.144	4	-10.136	1	0	2	0	2	0	4
6611		6	max	-2.67	10	10.141	3	10.137	2	0	4	0	1	0	3
6612			min	-7.187	7	-10.144	4	-10.136	1	0	2	0	2	0	4
6613		7	max	-2.67	10	10.141	3	10.137	2	0	4	0	1	0	3
6614			min	-7.187	7	-10.144	4	-10.136	1	0	2	0	2	0	4
6615		8	max	-2.67	10	10.141	3	10.137	2	0	4	0	1	0	3
6616			min	-7.187	7	-10.144	4	-10.136	1	0	2	0	2	0	4
6617		9	max	-2.67	10	10.141	3	10.137	2	0	4	0	1	0	3
6618			min	-7.187	7	-10.144	4	-10.136	1	0	2	0	2	0	4
6619		10	max	-2.67	10	10.141	3	10.137	2	0	4	0	1	0	3
6620			min	-7.187	7	-10.144	4	-10.136	1	0	2	0	2	0	4

Envelope Member Section Forces (Continued)

	Member	Sec		Axial[lb]	LC	y Shear[lb]	LC	z Shear[lb]	LC	Torque[k-...	LC	y-y Mome...	LC	z-z Mome...	LC
6621		11	max	-2.67	10	10.141	3	10.137	2	0	4	0	1	0	3
6622			min	-7.187	7	-10.144	4	-10.136	1	0	2	0	2	0	4
6623		12	max	-2.67	10	10.141	3	10.137	2	0	4	0	1	0	3
6624			min	-7.187	7	-10.144	4	-10.136	1	0	2	0	2	0	4
6625		13	max	-2.67	10	10.141	3	10.137	2	0	4	0	1	0	3
6626			min	-7.187	7	-10.144	4	-10.136	1	0	2	0	2	0	4
6627		14	max	-2.67	10	10.141	3	10.137	2	0	4	0	1	0	3
6628			min	-7.187	7	-10.144	4	-10.136	1	0	2	0	2	0	4
6629		15	max	-2.67	10	10.141	3	10.137	2	0	4	0	1	0	3
6630			min	-7.187	7	-10.144	4	-10.136	1	0	2	0	2	0	4
6631		16	max	-2.67	10	10.141	3	10.137	2	0	4	0	1	0	3
6632			min	-7.187	7	-10.144	4	-10.136	1	0	2	0	2	0	4
6633		17	max	-2.67	10	10.141	3	10.137	2	0	4	0	1	0	3
6634			min	-7.187	7	-10.144	4	-10.136	1	0	2	0	2	0	4
6635		18	max	-2.67	10	10.141	3	10.137	2	0	4	0	1	0	3
6636			min	-7.187	7	-10.144	4	-10.136	1	0	2	0	2	0	4
6637		19	max	-2.67	10	10.141	3	10.137	2	0	4	0	1	0	3
6638			min	-7.187	7	-10.144	4	-10.136	1	0	2	0	6	0	8
6639		20	max	-2.67	10	10.141	3	10.137	2	0	4	0	1	0	3
6640			min	-7.187	7	-10.144	4	-10.136	1	0	2	0	6	0	8
6641	M194A	1	max	-21.216	1	2022.386	6	2015.923	8	.128	3	.05	3	.111	2
6642			min	-250.397	6	-782.531	1	-715.988	3	-.124	1	-.107	4	-.055	1
6643		2	max	-21.216	1	2022.386	6	2015.923	8	.128	3	.048	3	.105	2
6644			min	-250.397	6	-782.531	1	-715.988	3	-.124	1	-.1	4	-.052	1
6645		3	max	-21.216	1	2022.386	6	2015.923	8	.128	3	.045	3	.098	2
6646			min	-250.397	6	-782.531	1	-715.988	3	-.124	1	-.094	4	-.049	1
6647		4	max	-21.216	1	2022.386	6	2015.923	8	.128	3	.043	3	.092	2
6648			min	-250.397	6	-782.531	1	-715.988	3	-.124	1	-.088	4	-.047	1
6649		5	max	-21.216	1	2022.386	6	2015.923	8	.128	3	.041	3	.085	2
6650			min	-250.397	6	-782.531	1	-715.988	3	-.124	1	-.081	4	-.044	1
6651		6	max	-21.216	1	2022.386	6	2015.923	8	.128	3	.038	3	.079	2
6652			min	-250.397	6	-782.531	1	-715.988	3	-.124	1	-.075	4	-.042	1
6653		7	max	-21.216	1	2022.386	6	2015.923	8	.128	3	.036	3	.072	2
6654			min	-250.397	6	-782.531	1	-715.988	3	-.124	1	-.069	4	-.039	1
6655		8	max	-21.216	1	2022.386	6	2015.923	8	.128	3	.034	3	.066	2
6656			min	-250.397	6	-782.531	1	-715.988	3	-.124	1	-.063	4	-.036	1
6657		9	max	-21.216	1	2022.386	6	2015.923	8	.128	3	.031	3	.059	2
6658			min	-250.397	6	-782.531	1	-715.988	3	-.124	1	-.056	4	-.034	1
6659		10	max	-21.216	1	2022.386	6	2015.923	8	.128	3	.029	3	.053	2
6660			min	-250.397	6	-782.531	1	-715.988	3	-.124	1	-.05	4	-.031	1
6661		11	max	-21.216	1	2022.386	6	2015.923	8	.128	3	.026	3	.046	2
6662			min	-250.397	6	-782.531	1	-715.988	3	-.124	1	-.044	4	-.029	1
6663		12	max	-21.216	1	2022.386	6	2015.923	8	.128	3	.024	3	.04	2
6664			min	-250.397	6	-782.531	1	-715.988	3	-.124	1	-.037	4	-.026	1
6665		13	max	-21.216	1	2022.386	6	2015.923	8	.128	3	.022	3	.033	2
6666			min	-250.397	6	-782.531	1	-715.988	3	-.124	1	-.031	4	-.024	1
6667		14	max	-21.216	1	2022.386	6	2015.923	8	.128	3	.019	3	.027	2
6668			min	-250.397	6	-782.531	1	-715.988	3	-.124	1	-.025	4	-.021	1
6669		15	max	-21.216	1	2022.386	6	2015.923	8	.128	3	.017	3	.02	2
6670			min	-250.397	6	-782.531	1	-715.988	3	-.124	1	-.018	4	-.018	1
6671		16	max	-21.216	1	2022.386	6	2015.923	8	.128	3	.015	3	.014	2
6672			min	-250.397	6	-782.531	1	-715.988	3	-.124	1	-.012	4	-.016	1

Envelope Member Section Forces (Continued)

	Member	Sec		Axial[lb]	LC	y Shear[lb]	LC	z Shear[lb]	LC	Torque[k-...	LC	y-y Mome...	LC	z-z Mome...	LC
6673		17	max	-21.216	1	2022.386	6	2015.923	8	.128	3	.012	3	.007	2
6674			min	-250.397	6	-782.531	1	-715.988	3	-.124	1	-.006	4	-.013	1
6675		18	max	-21.216	1	2022.386	6	2015.923	8	.128	3	.015	7	0	2
6676			min	-250.397	6	-782.531	1	-715.988	3	-.124	1	0	4	-.015	5
6677		19	max	-21.216	1	2022.386	6	2015.923	8	.128	3	.02	6	-.003	3
6678			min	-250.397	6	-782.531	1	-715.988	3	-.124	1	.002	1	-.02	8
6679		20	max	-21.216	1	2022.386	6	2015.923	8	.128	3	.027	6	-.001	3
6680			min	-250.397	6	-782.531	1	-715.988	3	-.124	1	0	1	-.026	8
6681	M195A	1	max	151.601	6	-544.439	1	129.192	2	.018	4	.008	1	-.032	1
6682			min	14.13	1	-7859.135	6	-129.45	1	-.083	10	-.008	2	-.467	6
6683		2	max	151.601	6	-544.439	1	129.192	2	.018	4	.008	1	-.03	1
6684			min	14.13	1	-7859.135	6	-129.45	1	-.083	10	-.008	2	-.441	6
6685		3	max	151.601	6	-544.439	1	129.192	2	.018	4	.007	1	-.028	1
6686			min	14.13	1	-7859.135	6	-129.45	1	-.083	10	-.007	2	-.415	6
6687		4	max	151.601	6	-544.439	1	129.192	2	.018	4	.007	1	-.026	1
6688			min	14.13	1	-7859.135	6	-129.45	1	-.083	10	-.007	2	-.389	6
6689		5	max	151.601	6	-544.439	1	129.192	2	.018	4	.006	1	-.024	1
6690			min	14.13	1	-7859.135	6	-129.45	1	-.083	10	-.006	2	-.364	6
6691		6	max	151.601	6	-544.439	1	129.192	2	.018	4	.006	1	-.023	1
6692			min	14.13	1	-7859.135	6	-129.45	1	-.083	10	-.006	2	-.338	6
6693		7	max	151.601	6	-544.439	1	129.192	2	.018	4	.005	1	-.021	1
6694			min	14.13	1	-7859.135	6	-129.45	1	-.083	10	-.006	2	-.312	6
6695		8	max	151.601	6	-544.439	1	129.192	2	.018	4	.005	1	-.019	1
6696			min	14.13	1	-7859.135	6	-129.45	1	-.083	10	-.005	2	-.286	6
6697		9	max	151.601	6	-544.439	1	129.192	2	.018	4	.005	1	-.017	1
6698			min	14.13	1	-7859.135	6	-129.45	1	-.083	10	-.005	2	-.26	6
6699		10	max	151.601	6	-544.439	1	129.192	2	.018	4	.004	1	-.015	1
6700			min	14.13	1	-7859.135	6	-129.45	1	-.083	10	-.004	2	-.234	6
6701		11	max	151.601	6	-544.439	1	129.192	2	.018	4	.004	1	-.014	1
6702			min	14.13	1	-7859.135	6	-129.45	1	-.083	10	-.004	2	-.208	6
6703		12	max	151.601	6	-544.439	1	129.192	2	.018	4	.003	1	-.012	1
6704			min	14.13	1	-7859.135	6	-129.45	1	-.083	10	-.003	2	-.183	6
6705		13	max	151.601	6	-544.439	1	129.192	2	.018	4	.003	1	-.01	1
6706			min	14.13	1	-7859.135	6	-129.45	1	-.083	10	-.003	2	-.157	6
6707		14	max	151.601	6	-544.439	1	129.192	2	.018	4	.003	1	-.008	1
6708			min	14.13	1	-7859.135	6	-129.45	1	-.083	10	-.003	2	-.131	6
6709		15	max	151.601	6	-544.439	1	129.192	2	.018	4	.002	1	-.007	1
6710			min	14.13	1	-7859.135	6	-129.45	1	-.083	10	-.002	2	-.105	6
6711		16	max	151.601	6	-544.439	1	129.192	2	.018	4	.002	1	-.005	1
6712			min	14.13	1	-7859.135	6	-129.45	1	-.083	10	-.002	10	-.079	6
6713		17	max	151.601	6	-544.439	1	129.192	2	.018	4	.001	1	-.003	1
6714			min	14.13	1	-7859.135	6	-129.45	1	-.083	10	-.002	10	-.053	6
6715		18	max	151.601	6	-544.439	1	129.192	2	.018	4	0	1	-.001	1
6716			min	14.13	1	-7859.135	6	-129.45	1	-.083	10	-.002	10	-.027	6
6717		19	max	151.601	6	-544.439	1	129.192	2	.018	4	0	1	0	3
6718			min	14.13	1	-7859.135	6	-129.45	1	-.083	10	-.002	10	-.002	9
6719		20	max	151.601	6	-544.439	1	129.192	2	.018	4	0	3	.024	6
6720			min	14.13	1	-7859.135	6	-129.45	1	-.083	10	-.002	10	.002	1
6721	M196A	1	max	85.48	6	882.934	8	883.943	6	0	2	-.001	3	.017	6
6722			min	6.279	1	91.207	3	83.914	1	0	1	-.017	8	.001	1
6723		2	max	85.48	6	882.934	8	883.943	6	0	2	0	3	.014	6
6724			min	6.279	1	91.207	3	83.914	1	0	1	-.014	8	0	1

Envelope Member Section Forces (Continued)

	Member	Sec		Axial[lb]	LC	y Shear[lb]	LC	z Shear[lb]	LC	Torque[k-...	LC	y-y Mome...	LC	z-z Mome...	LC
6725		3	max	85.48	6	882.934	8	883.943	6	0	2	0	3	.011	6
6726			min	6.279	1	91.207	3	83.914	1	0	1	-.011	8	0	1
6727		4	max	85.48	6	882.934	8	883.943	6	0	2	0	3	.008	6
6728			min	6.279	1	91.207	3	83.914	1	0	1	-.008	8	0	1
6729		5	max	85.48	6	882.934	8	883.943	6	0	2	0	3	.006	6
6730			min	6.279	1	91.207	3	83.914	1	0	1	-.005	8	0	1
6731		6	max	85.48	6	882.934	8	883.943	6	0	2	0	3	.003	6
6732			min	6.279	1	91.207	3	83.914	1	0	1	-.003	8	0	1
6733		7	max	85.48	6	882.934	8	883.943	6	0	2	0	2	0	3
6734			min	6.279	1	91.207	3	83.914	1	0	1	0	1	0	4
6735		8	max	85.48	6	882.934	8	883.943	6	0	2	.004	6	0	3
6736			min	6.279	1	91.207	3	83.914	1	0	1	0	1	-.003	8
6737		9	max	85.48	6	882.934	8	883.943	6	0	2	.006	6	0	3
6738			min	6.279	1	91.207	3	83.914	1	0	1	0	1	-.006	8
6739		10	max	85.48	6	882.934	8	883.943	6	0	2	.009	6	0	3
6740			min	6.279	1	91.207	3	83.914	1	0	1	0	1	-.009	8
6741		11	max	85.48	6	882.934	8	883.943	6	0	2	.012	6	0	3
6742			min	6.279	1	91.207	3	83.914	1	0	1	0	1	-.012	8
6743		12	max	85.48	6	882.934	8	883.943	6	0	2	.015	6	0	3
6744			min	6.279	1	91.207	3	83.914	1	0	1	0	1	-.015	8
6745		13	max	85.48	6	882.934	8	883.943	6	0	2	.018	6	-.001	3
6746			min	6.279	1	91.207	3	83.914	1	0	1	.001	1	-.018	8
6747		14	max	85.48	6	882.934	8	883.943	6	0	2	.021	6	-.002	3
6748			min	6.279	1	91.207	3	83.914	1	0	1	.001	1	-.021	8
6749		15	max	85.48	6	882.934	8	883.943	6	0	2	.024	6	-.002	3
6750			min	6.279	1	91.207	3	83.914	1	0	1	.002	1	-.024	8
6751		16	max	85.48	6	882.934	8	883.943	6	0	2	.027	6	-.002	3
6752			min	6.279	1	91.207	3	83.914	1	0	1	.002	1	-.027	8
6753		17	max	85.48	6	882.934	8	883.943	6	0	2	.03	6	-.002	3
6754			min	6.279	1	91.207	3	83.914	1	0	1	.002	1	-.03	8
6755		18	max	85.48	6	882.934	8	883.943	6	0	2	.033	6	-.003	3
6756			min	6.279	1	91.207	3	83.914	1	0	1	.002	1	-.033	8
6757		19	max	85.48	6	882.934	8	883.943	6	0	2	.036	6	-.003	3
6758			min	6.279	1	91.207	3	83.914	1	0	1	.003	1	-.035	8
6759		20	max	85.48	6	882.934	8	883.943	6	0	2	.038	6	-.003	3
6760			min	6.279	1	91.207	3	83.914	1	0	1	.003	1	-.038	8
6761	M197A	1	max	-12.071	3	-86.561	1	2.099	2	0	3	0	2	-.003	1
6762			min	-81.331	8	-1278.439	6	-2.958	1	-.001	10	0	10	-.043	6
6763		2	max	-12.071	3	-86.561	1	2.099	2	0	3	0	2	-.003	1
6764			min	-81.331	8	-1278.439	6	-2.958	1	-.001	10	0	10	-.039	6
6765		3	max	-12.071	3	-86.561	1	2.099	2	0	3	0	2	-.002	1
6766			min	-81.331	8	-1278.439	6	-2.958	1	-.001	10	0	10	-.034	6
6767		4	max	-12.071	3	-86.561	1	2.099	2	0	3	0	2	-.002	1
6768			min	-81.331	8	-1278.439	6	-2.958	1	-.001	10	0	10	-.03	6
6769		5	max	-12.071	3	-86.561	1	2.099	2	0	3	0	2	-.002	1
6770			min	-81.331	8	-1278.439	6	-2.958	1	-.001	10	0	10	-.026	6
6771		6	max	-12.071	3	-86.561	1	2.099	2	0	3	0	2	-.001	1
6772			min	-81.331	8	-1278.439	6	-2.958	1	-.001	10	0	10	-.022	6
6773		7	max	-12.071	3	-86.561	1	2.099	2	0	3	0	2	-.001	1
6774			min	-81.331	8	-1278.439	6	-2.958	1	-.001	10	0	1	-.018	6
6775		8	max	-12.071	3	-86.561	1	2.099	2	0	3	0	2	0	1
6776			min	-81.331	8	-1278.439	6	-2.958	1	-.001	10	0	1	-.013	6

Envelope Member Section Forces (Continued)

	Member	Sec		Axial[lb]	LC	y Shear[lb]	LC	z Shear[lb]	LC	Torque[k-...	LC	y-y Mome...	LC	z-z Mome...	LC
6777		9	max	-12.071	3	-86.561	1	2.099	2	0	3	0	2	0	1
6778			min	-81.331	8	-1278.439	6	-2.958	1	-.001	10	0	1	-.009	6
6779		10	max	-12.071	3	-86.561	1	2.099	2	0	3	0	2	0	1
6780			min	-81.331	8	-1278.439	6	-2.958	1	-.001	10	0	1	-.005	6
6781		11	max	-12.071	3	-86.561	1	2.099	2	0	3	0	2	0	1
6782			min	-81.331	8	-1278.439	6	-2.958	1	-.001	10	0	1	0	6
6783		12	max	-12.071	3	-86.561	1	2.099	2	0	3	0	2	.003	6
6784			min	-81.331	8	-1278.439	6	-2.958	1	-.001	10	0	1	0	1
6785		13	max	-12.071	3	-86.561	1	2.099	2	0	3	0	2	.008	6
6786			min	-81.331	8	-1278.439	6	-2.958	1	-.001	10	0	1	0	1
6787		14	max	-12.071	3	-86.561	1	2.099	2	0	3	0	2	.012	6
6788			min	-81.331	8	-1278.439	6	-2.958	1	-.001	10	0	1	0	1
6789		15	max	-12.071	3	-86.561	1	2.099	2	0	3	0	2	.016	6
6790			min	-81.331	8	-1278.439	6	-2.958	1	-.001	10	0	1	.001	1
6791		16	max	-12.071	3	-86.561	1	2.099	2	0	3	0	2	.02	6
6792			min	-81.331	8	-1278.439	6	-2.958	1	-.001	10	0	1	.001	1
6793		17	max	-12.071	3	-86.561	1	2.099	2	0	3	0	2	.024	6
6794			min	-81.331	8	-1278.439	6	-2.958	1	-.001	10	0	1	.002	1
6795		18	max	-12.071	3	-86.561	1	2.099	2	0	3	0	2	.029	6
6796			min	-81.331	8	-1278.439	6	-2.958	1	-.001	10	0	1	.002	1
6797		19	max	-12.071	3	-86.561	1	2.099	2	0	3	0	2	.033	6
6798			min	-81.331	8	-1278.439	6	-2.958	1	-.001	10	0	1	.002	1
6799		20	max	-12.071	3	-86.561	1	2.099	2	0	3	0	2	.037	6
6800			min	-81.331	8	-1278.439	6	-2.958	1	-.001	10	0	1	.003	1
6801	M198A	1	max	239.532	6	776.941	8	775.249	6	0	2	0	3	.022	6
6802			min	-60.012	1	99.604	3	111.141	1	0	1	-.022	8	0	1
6803		2	max	239.532	6	776.941	8	775.249	6	0	2	0	3	.02	6
6804			min	-60.012	1	99.604	3	111.141	1	0	1	-.019	8	-.001	1
6805		3	max	239.532	6	776.941	8	775.249	6	0	2	.001	3	.017	6
6806			min	-60.012	1	99.604	3	111.141	1	0	1	-.017	8	-.002	1
6807		4	max	239.532	6	776.941	8	775.249	6	0	2	.002	3	.015	6
6808			min	-60.012	1	99.604	3	111.141	1	0	1	-.014	8	-.002	1
6809		5	max	239.532	6	776.941	8	775.249	6	0	2	.002	3	.012	6
6810			min	-60.012	1	99.604	3	111.141	1	0	1	-.012	8	-.003	1
6811		6	max	239.532	6	776.941	8	775.249	6	0	2	.002	3	.01	6
6812			min	-60.012	1	99.604	3	111.141	1	0	1	-.009	8	-.003	1
6813		7	max	239.532	6	776.941	8	775.249	6	0	2	.003	3	.008	2
6814			min	-60.012	1	99.604	3	111.141	1	0	1	-.007	4	-.003	1
6815		8	max	239.532	6	776.941	8	775.249	6	0	2	.003	3	.006	2
6816			min	-60.012	1	99.604	3	111.141	1	0	1	-.005	4	-.004	1
6817		9	max	239.532	6	776.941	8	775.249	6	0	2	.003	3	.005	2
6818			min	-60.012	1	99.604	3	111.141	1	0	1	-.004	4	-.004	1
6819		10	max	239.532	6	776.941	8	775.249	6	0	2	.004	3	.004	2
6820			min	-60.012	1	99.604	3	111.141	1	0	1	-.002	4	-.005	1
6821		11	max	239.532	6	776.941	8	775.249	6	0	2	.005	7	.002	2
6822			min	-60.012	1	99.604	3	111.141	1	0	1	-.001	4	-.005	1
6823		12	max	239.532	6	776.941	8	775.249	6	0	2	.007	7	0	2
6824			min	-60.012	1	99.604	3	111.141	1	0	1	0	4	-.007	5
6825		13	max	239.532	6	776.941	8	775.249	6	0	2	.009	7	0	2
6826			min	-60.012	1	99.604	3	111.141	1	0	1	.002	4	-.009	5
6827		14	max	239.532	6	776.941	8	775.249	6	0	2	.012	6	-.002	2
6828			min	-60.012	1	99.604	3	111.141	1	0	1	.003	4	-.011	5

Envelope Member Section Forces (Continued)

	Member	Sec		Axial[lb]	LC	y Shear[lb]	LC	z Shear[lb]	LC	Torque[k-...	LC	y-y Mome...	LC	z-z Mome...	LC
6829		15	max	239.532	6	776.941	8	775.249	6	0	2	.014	6	-.003	3
6830			min	-60.012	1	99.604	3	111.141	1	0	1	.004	1	-.014	8
6831		16	max	239.532	6	776.941	8	775.249	6	0	2	.017	6	-.003	3
6832			min	-60.012	1	99.604	3	111.141	1	0	1	.004	1	-.017	8
6833		17	max	239.532	6	776.941	8	775.249	6	0	2	.019	6	-.004	3
6834			min	-60.012	1	99.604	3	111.141	1	0	1	.004	1	-.019	8
6835		18	max	239.532	6	776.941	8	775.249	6	0	2	.022	6	-.004	3
6836			min	-60.012	1	99.604	3	111.141	1	0	1	.005	1	-.022	8
6837		19	max	239.532	6	776.941	8	775.249	6	0	2	.024	6	-.004	3
6838			min	-60.012	1	99.604	3	111.141	1	0	1	.005	1	-.024	8
6839		20	max	239.532	6	776.941	8	775.249	6	0	2	.027	6	-.005	3
6840			min	-60.012	1	99.604	3	111.141	1	0	1	.005	1	-.027	8
6841	M199A	1	max	428.159	1	983.376	7	7.389	10	0	3	.003	10	.027	8
6842			min	-739.469	2	201.743	4	-2.861	4	0	10	-.002	1	.001	3
6843		2	max	428.159	1	983.376	7	7.389	10	0	3	.003	10	.024	8
6844			min	-739.469	2	201.743	4	-2.861	4	0	10	-.002	1	0	3
6845		3	max	428.159	1	983.376	7	7.389	10	0	3	.003	10	.021	8
6846			min	-739.469	2	201.743	4	-2.861	4	0	10	-.002	1	-.002	3
6847		4	max	428.159	1	983.376	7	7.389	10	0	3	.003	10	.018	8
6848			min	-739.469	2	201.743	4	-2.861	4	0	10	-.002	1	-.004	3
6849		5	max	428.159	1	983.376	7	7.389	10	0	3	.003	10	.016	9
6850			min	-739.469	2	201.743	4	-2.861	4	0	10	-.002	1	-.005	3
6851		6	max	428.159	1	983.376	7	7.389	10	0	3	.003	10	.015	9
6852			min	-739.469	2	201.743	4	-2.861	4	0	10	-.002	1	-.007	3
6853		7	max	428.159	1	983.376	7	7.389	10	0	3	.003	10	.014	9
6854			min	-739.469	2	201.743	4	-2.861	4	0	10	-.002	1	-.009	3
6855		8	max	428.159	1	983.376	7	7.389	10	0	3	.003	10	.013	9
6856			min	-739.469	2	201.743	4	-2.861	4	0	10	-.002	1	-.01	3
6857		9	max	428.159	1	983.376	7	7.389	10	0	3	.003	10	.012	9
6858			min	-739.469	2	201.743	4	-2.861	4	0	10	-.002	1	-.012	3
6859		10	max	428.159	1	983.376	7	7.389	10	0	3	.003	10	.011	4
6860			min	-739.469	2	201.743	4	-2.861	4	0	10	-.002	1	-.013	3
6861		11	max	428.159	1	983.376	7	7.389	10	0	3	.003	10	.01	4
6862			min	-739.469	2	201.743	4	-2.861	4	0	10	-.002	1	-.015	3
6863		12	max	428.159	1	983.376	7	7.389	10	0	3	.003	10	.01	4
6864			min	-739.469	2	201.743	4	-2.861	4	0	10	-.002	1	-.017	3
6865		13	max	428.159	1	983.376	7	7.389	10	0	3	.003	10	.009	4
6866			min	-739.469	2	201.743	4	-2.861	4	0	10	-.002	1	-.018	3
6867		14	max	428.159	1	983.376	7	7.389	10	0	3	.003	10	.008	4
6868			min	-739.469	2	201.743	4	-2.861	4	0	10	-.002	1	-.02	3
6869		15	max	428.159	1	983.376	7	7.389	10	0	3	.003	10	.008	4
6870			min	-739.469	2	201.743	4	-2.861	4	0	10	-.002	1	-.023	7
6871		16	max	428.159	1	983.376	7	7.389	10	0	3	.003	10	.007	4
6872			min	-739.469	2	201.743	4	-2.861	4	0	10	-.002	1	-.026	7
6873		17	max	428.159	1	983.376	7	7.389	10	0	3	.003	10	.006	4
6874			min	-739.469	2	201.743	4	-2.861	4	0	10	-.002	1	-.03	7
6875		18	max	428.159	1	983.376	7	7.389	10	0	3	.003	10	.006	4
6876			min	-739.469	2	201.743	4	-2.861	4	0	10	-.002	1	-.033	7
6877		19	max	428.159	1	983.376	7	7.389	10	0	3	.003	10	.005	4
6878			min	-739.469	2	201.743	4	-2.861	4	0	10	-.002	1	-.036	7
6879		20	max	428.159	1	983.376	7	7.389	10	0	3	.003	10	.004	4
6880			min	-739.469	2	201.743	4	-2.861	4	0	10	-.002	1	-.039	7

Envelope Member Section Forces (Continued)

	Member	Sec		Axial[lb]	LC	y Shear[lb]	LC	z Shear[lb]	LC	Torque[k-...	LC	y-y Mome...	LC	z-z Mome...	LC
6881	M200A	1	max	35.706	5	424.189	5	426.113	7	.001	1	0	4	.008	5
6882			min	-2.672	2	-11.547	4	-13.738	4	-.001	2	-.008	7	0	2
6883		2	max	35.706	5	424.189	5	426.113	7	.001	1	0	4	.007	5
6884			min	-2.672	2	-11.547	4	-13.738	4	-.001	2	-.006	7	0	2
6885		3	max	35.706	5	424.189	5	426.113	7	.001	1	0	4	.005	5
6886			min	-2.672	2	-11.547	4	-13.738	4	-.001	2	-.005	7	0	2
6887		4	max	35.706	5	424.189	5	426.113	7	.001	1	0	4	.004	5
6888			min	-2.672	2	-11.547	4	-13.738	4	-.001	2	-.004	7	0	2
6889		5	max	35.706	5	424.189	5	426.113	7	.001	1	0	4	.003	5
6890			min	-2.672	2	-11.547	4	-13.738	4	-.001	2	-.002	7	0	2
6891		6	max	35.706	5	424.189	5	426.113	7	.001	1	0	10	.001	10
6892			min	-2.672	2	-11.547	4	-13.738	4	-.001	2	0	7	0	2
6893		7	max	35.706	5	424.189	5	426.113	7	.001	1	.001	10	0	10
6894			min	-2.672	2	-11.547	4	-13.738	4	-.001	2	0	2	0	6
6895		8	max	35.706	5	424.189	5	426.113	7	.001	1	.002	5	0	10
6896			min	-2.672	2	-11.547	4	-13.738	4	-.001	2	0	2	-.002	7
6897		9	max	35.706	5	424.189	5	426.113	7	.001	1	.003	5	0	4
6898			min	-2.672	2	-11.547	4	-13.738	4	-.001	2	0	2	-.003	7
6899		10	max	35.706	5	424.189	5	426.113	7	.001	1	.005	5	0	4
6900			min	-2.672	2	-11.547	4	-13.738	4	-.001	2	0	2	-.005	7
6901		11	max	35.706	5	424.189	5	426.113	7	.001	1	.006	5	0	4
6902			min	-2.672	2	-11.547	4	-13.738	4	-.001	2	0	2	-.006	7
6903		12	max	35.706	5	424.189	5	426.113	7	.001	1	.008	5	0	4
6904			min	-2.672	2	-11.547	4	-13.738	4	-.001	2	0	2	-.007	7
6905		13	max	35.706	5	424.189	5	426.113	7	.001	1	.009	5	0	4
6906			min	-2.672	2	-11.547	4	-13.738	4	-.001	2	0	2	-.009	7
6907		14	max	35.706	5	424.189	5	426.113	7	.001	1	.01	5	0	4
6908			min	-2.672	2	-11.547	4	-13.738	4	-.001	2	0	2	-.01	7
6909		15	max	35.706	5	424.189	5	426.113	7	.001	1	.012	5	0	4
6910			min	-2.672	2	-11.547	4	-13.738	4	-.001	2	0	2	-.012	7
6911		16	max	35.706	5	424.189	5	426.113	7	.001	1	.013	5	0	4
6912			min	-2.672	2	-11.547	4	-13.738	4	-.001	2	0	2	-.013	7
6913		17	max	35.706	5	424.189	5	426.113	7	.001	1	.015	5	0	4
6914			min	-2.672	2	-11.547	4	-13.738	4	-.001	2	0	2	-.014	7
6915		18	max	35.706	5	424.189	5	426.113	7	.001	1	.016	7	0	4
6916			min	-2.672	2	-11.547	4	-13.738	4	-.001	2	0	2	-.016	7
6917		19	max	35.706	5	424.189	5	426.113	7	.001	1	.017	7	0	4
6918			min	-2.672	2	-11.547	4	-13.738	4	-.001	2	0	4	-.017	7
6919		20	max	35.706	5	424.189	5	426.113	7	.001	1	.019	7	0	4
6920			min	-2.672	2	-11.547	4	-13.738	4	-.001	2	0	4	-.018	7
6921	M201A	1	max	23.05	7	370.859	5	373.022	7	.002	1	0	4	.009	7
6922			min	6.82	4	15.322	4	8.9	4	-.002	2	-.008	7	0	4
6923		2	max	23.05	7	370.859	5	373.022	7	.002	1	0	4	.007	7
6924			min	6.82	4	15.322	4	8.9	4	-.002	2	-.007	5	0	4
6925		3	max	23.05	7	370.859	5	373.022	7	.002	1	0	4	.006	7
6926			min	6.82	4	15.322	4	8.9	4	-.002	2	-.006	5	0	4
6927		4	max	23.05	7	370.859	5	373.022	7	.002	1	0	2	.005	7
6928			min	6.82	4	15.322	4	8.9	4	-.002	2	-.005	5	0	4
6929		5	max	23.05	7	370.859	5	373.022	7	.002	1	0	2	.004	7
6930			min	6.82	4	15.322	4	8.9	4	-.002	2	-.004	5	0	4
6931		6	max	23.05	7	370.859	5	373.022	7	.002	1	0	2	.002	7
6932			min	6.82	4	15.322	4	8.9	4	-.002	2	-.002	5	0	4

Envelope Member Section Forces (Continued)

	Member	Sec		Axial[lb]	LC	y Shear[lb]	LC	z Shear[lb]	LC	Torque[k-...	LC	y-y Mome...	LC	z-z Mome...	LC
6933		7	max	23.05	7	370.859	5	373.022	7	.002	1	0	10	.001	7
6934			min	6.82	4	15.322	4	8.9	4	-.002	2	-.001	5	0	4
6935		8	max	23.05	7	370.859	5	373.022	7	.002	1	0	10	0	10
6936			min	6.82	4	15.322	4	8.9	4	-.002	2	0	4	0	1
6937		9	max	23.05	7	370.859	5	373.022	7	.002	1	.001	7	0	2
6938			min	6.82	4	15.322	4	8.9	4	-.002	2	0	4	-.001	5
6939		10	max	23.05	7	370.859	5	373.022	7	.002	1	.003	7	0	2
6940			min	6.82	4	15.322	4	8.9	4	-.002	2	0	4	-.003	5
6941		11	max	23.05	7	370.859	5	373.022	7	.002	1	.004	7	0	2
6942			min	6.82	4	15.322	4	8.9	4	-.002	2	0	4	-.004	5
6943		12	max	23.05	7	370.859	5	373.022	7	.002	1	.005	7	0	2
6944			min	6.82	4	15.322	4	8.9	4	-.002	2	0	4	-.005	5
6945		13	max	23.05	7	370.859	5	373.022	7	.002	1	.006	7	0	2
6946			min	6.82	4	15.322	4	8.9	4	-.002	2	0	4	-.006	5
6947		14	max	23.05	7	370.859	5	373.022	7	.002	1	.008	7	0	2
6948			min	6.82	4	15.322	4	8.9	4	-.002	2	0	4	-.007	5
6949		15	max	23.05	7	370.859	5	373.022	7	.002	1	.009	7	0	2
6950			min	6.82	4	15.322	4	8.9	4	-.002	2	0	4	-.009	5
6951		16	max	23.05	7	370.859	5	373.022	7	.002	1	.01	7	0	2
6952			min	6.82	4	15.322	4	8.9	4	-.002	2	0	4	-.01	5
6953		17	max	23.05	7	370.859	5	373.022	7	.002	1	.011	7	0	2
6954			min	6.82	4	15.322	4	8.9	4	-.002	2	0	4	-.011	5
6955		18	max	23.05	7	370.859	5	373.022	7	.002	1	.013	7	0	2
6956			min	6.82	4	15.322	4	8.9	4	-.002	2	0	4	-.012	5
6957		19	max	23.05	7	370.859	5	373.022	7	.002	1	.014	7	0	2
6958			min	6.82	4	15.322	4	8.9	4	-.002	2	0	4	-.013	5
6959		20	max	23.05	7	370.859	5	373.022	7	.002	1	.015	7	0	2
6960			min	6.82	4	15.322	4	8.9	4	-.002	2	0	4	-.015	5
6961	M202A	1	max	9.118	6	392.165	5	393.952	7	0	1	0	2	.01	7
6962			min	2.844	9	27.187	2	20.06	4	0	2	-.01	5	0	4
6963		2	max	9.118	6	392.165	5	393.952	7	0	1	0	2	.009	7
6964			min	2.844	9	27.187	2	20.06	4	0	2	-.009	5	0	4
6965		3	max	9.118	6	392.165	5	393.952	7	0	1	0	2	.007	7
6966			min	2.844	9	27.187	2	20.06	4	0	2	-.007	5	0	4
6967		4	max	9.118	6	392.165	5	393.952	7	0	1	0	2	.006	7
6968			min	2.844	9	27.187	2	20.06	4	0	2	-.006	5	0	4
6969		5	max	9.118	6	392.165	5	393.952	7	0	1	0	2	.005	7
6970			min	2.844	9	27.187	2	20.06	4	0	2	-.005	5	0	4
6971		6	max	9.118	6	392.165	5	393.952	7	0	1	0	2	.004	7
6972			min	2.844	9	27.187	2	20.06	4	0	2	-.003	5	0	4
6973		7	max	9.118	6	392.165	5	393.952	7	0	1	0	2	.002	7
6974			min	2.844	9	27.187	2	20.06	4	0	2	-.002	5	0	4
6975		8	max	9.118	6	392.165	5	393.952	7	0	1	0	3	.001	2
6976			min	2.844	9	27.187	2	20.06	4	0	2	0	5	0	1
6977		9	max	9.118	6	392.165	5	393.952	7	0	1	.001	3	.001	2
6978			min	2.844	9	27.187	2	20.06	4	0	2	0	4	-.001	1
6979		10	max	9.118	6	392.165	5	393.952	7	0	1	.002	7	0	2
6980			min	2.844	9	27.187	2	20.06	4	0	2	0	4	-.002	1
6981		11	max	9.118	6	392.165	5	393.952	7	0	1	.004	7	0	2
6982			min	2.844	9	27.187	2	20.06	4	0	2	0	4	-.003	5
6983		12	max	9.118	6	392.165	5	393.952	7	0	1	.005	7	0	2
6984			min	2.844	9	27.187	2	20.06	4	0	2	0	4	-.005	5

Envelope Member Section Forces (Continued)

	Member	Sec		Axial[lb]	LC	y Shear[lb]	LC	z Shear[lb]	LC	Torque[k-...	LC	y-y Mome...	LC	z-z Mome...	LC
6985		13	max	9.118	6	392.165	5	393.952	7	0	1	.006	7	0	2
6986			min	2.844	9	27.187	2	20.06	4	0	2	0	4	-.006	5
6987		14	max	9.118	6	392.165	5	393.952	7	0	1	.007	7	0	2
6988			min	2.844	9	27.187	2	20.06	4	0	2	0	4	-.007	5
6989		15	max	9.118	6	392.165	5	393.952	7	0	1	.009	7	0	2
6990			min	2.844	9	27.187	2	20.06	4	0	2	0	4	-.009	5
6991		16	max	9.118	6	392.165	5	393.952	7	0	1	.01	7	0	2
6992			min	2.844	9	27.187	2	20.06	4	0	2	0	4	-.01	5
6993		17	max	9.118	6	392.165	5	393.952	7	0	1	.011	7	0	2
6994			min	2.844	9	27.187	2	20.06	4	0	2	0	4	-.011	5
6995		18	max	9.118	6	392.165	5	393.952	7	0	1	.013	7	0	2
6996			min	2.844	9	27.187	2	20.06	4	0	2	0	4	-.012	5
6997		19	max	9.118	6	392.165	5	393.952	7	0	1	.014	7	0	2
6998			min	2.844	9	27.187	2	20.06	4	0	2	0	4	-.014	5
6999		20	max	9.118	6	392.165	5	393.952	7	0	1	.015	7	0	2
7000			min	2.844	9	27.187	2	20.06	4	0	2	0	4	-.015	5
7001	M203A	1	max	-53.649	4	1002.609	6	1008.229	6	0	7	-.002	2	.013	7
7002			min	-518.864	7	-255.671	1	-266.167	1	0	8	-.013	5	.002	4
7003		2	max	-53.649	4	1002.609	6	1008.229	6	0	7	0	2	.011	7
7004			min	-518.864	7	-255.671	1	-266.167	1	0	8	-.011	5	0	4
7005		3	max	-53.649	4	1002.609	6	1008.229	6	0	7	.003	2	.009	7
7006			min	-518.864	7	-255.671	1	-266.167	1	0	8	-.009	5	-.003	4
7007		4	max	-53.649	4	1002.609	6	1008.229	6	0	7	.006	2	.009	3
7008			min	-518.864	7	-255.671	1	-266.167	1	0	8	-.009	1	-.006	4
7009		5	max	-53.649	4	1002.609	6	1008.229	6	0	7	.009	2	.009	3
7010			min	-518.864	7	-255.671	1	-266.167	1	0	8	-.01	1	-.009	4
7011		6	max	-53.649	4	1002.609	6	1008.229	6	0	7	.012	2	.01	3
7012			min	-518.864	7	-255.671	1	-266.167	1	0	8	-.011	1	-.011	4
7013		7	max	-53.649	4	1002.609	6	1008.229	6	0	7	.015	2	.011	1
7014			min	-518.864	7	-255.671	1	-266.167	1	0	8	-.012	1	-.014	2
7015		8	max	-53.649	4	1002.609	6	1008.229	6	0	7	.018	2	.012	1
7016			min	-518.864	7	-255.671	1	-266.167	1	0	8	-.013	1	-.017	2
7017		9	max	-53.649	4	1002.609	6	1008.229	6	0	7	.021	2	.012	1
7018			min	-518.864	7	-255.671	1	-266.167	1	0	8	-.013	1	-.02	2
7019		10	max	-53.649	4	1002.609	6	1008.229	6	0	7	.024	2	.013	1
7020			min	-518.864	7	-255.671	1	-266.167	1	0	8	-.014	1	-.023	2
7021		11	max	-53.649	4	1002.609	6	1008.229	6	0	7	.027	2	.014	1
7022			min	-518.864	7	-255.671	1	-266.167	1	0	8	-.015	1	-.026	2
7023		12	max	-53.649	4	1002.609	6	1008.229	6	0	7	.03	2	.015	1
7024			min	-518.864	7	-255.671	1	-266.167	1	0	8	-.016	1	-.028	2
7025		13	max	-53.649	4	1002.609	6	1008.229	6	0	7	.033	2	.016	1
7026			min	-518.864	7	-255.671	1	-266.167	1	0	8	-.017	1	-.031	2
7027		14	max	-53.649	4	1002.609	6	1008.229	6	0	7	.035	2	.017	1
7028			min	-518.864	7	-255.671	1	-266.167	1	0	8	-.018	1	-.034	2
7029		15	max	-53.649	4	1002.609	6	1008.229	6	0	7	.038	2	.017	1
7030			min	-518.864	7	-255.671	1	-266.167	1	0	8	-.019	1	-.037	2
7031		16	max	-53.649	4	1002.609	6	1008.229	6	0	7	.041	2	.018	1
7032			min	-518.864	7	-255.671	1	-266.167	1	0	8	-.02	1	-.04	2
7033		17	max	-53.649	4	1002.609	6	1008.229	6	0	7	.044	2	.019	1
7034			min	-518.864	7	-255.671	1	-266.167	1	0	8	-.02	1	-.043	2
7035		18	max	-53.649	4	1002.609	6	1008.229	6	0	7	.047	2	.02	1
7036			min	-518.864	7	-255.671	1	-266.167	1	0	8	-.021	1	-.046	2

Envelope Member Section Forces (Continued)

	Member	Sec		Axial[lb]	LC	y Shear[lb]	LC	z Shear[lb]	LC	Torque[k-...	LC	y-y Mome...	LC	z-z Mome...	LC
7037		19	max	-53.649	4	1002.609	6	1008.229	6	0	7	.05	2	.021	1
7038			min	-518.864	7	-255.671	1	-266.167	1	0	8	-.022	1	-.049	2
7039		20	max	-53.649	4	1002.609	6	1008.229	6	0	7	.053	2	.022	1
7040			min	-518.864	7	-255.671	1	-266.167	1	0	8	-.023	1	-.051	2
7041	M204A	1	max	516.212	6	-330.135	1	1859.122	8	0	2	0	4	0	2
7042			min	101.151	1	-1862.176	6	336.137	1	0	1	-.006	7	-.006	5
7043		2	max	516.212	6	-330.135	1	1859.122	8	0	2	.002	4	.002	2
7044			min	101.151	1	-1862.176	6	336.137	1	0	1	-.002	3	-.002	1
7045		3	max	516.212	6	-330.135	1	1859.122	8	0	2	.006	8	.007	6
7046			min	101.151	1	-1862.176	6	336.137	1	0	1	-.001	3	-.001	1
7047		4	max	516.212	6	-330.135	1	1859.122	8	0	2	.012	8	.013	6
7048			min	101.151	1	-1862.176	6	336.137	1	0	1	0	3	0	1
7049		5	max	516.212	6	-330.135	1	1859.122	8	0	2	.019	8	.019	6
7050			min	101.151	1	-1862.176	6	336.137	1	0	1	.001	3	.001	1
7051		6	max	516.212	6	-330.135	1	1859.122	8	0	2	.025	8	.025	6
7052			min	101.151	1	-1862.176	6	336.137	1	0	1	.002	3	.002	1
7053		7	max	516.212	6	-330.135	1	1859.122	8	0	2	.031	8	.031	6
7054			min	101.151	1	-1862.176	6	336.137	1	0	1	.003	3	.003	1
7055		8	max	516.212	6	-330.135	1	1859.122	8	0	2	.037	8	.037	6
7056			min	101.151	1	-1862.176	6	336.137	1	0	1	.005	3	.004	1
7057		9	max	516.212	6	-330.135	1	1859.122	8	0	2	.043	8	.043	6
7058			min	101.151	1	-1862.176	6	336.137	1	0	1	.006	3	.005	1
7059		10	max	516.212	6	-330.135	1	1859.122	8	0	2	.049	8	.049	6
7060			min	101.151	1	-1862.176	6	336.137	1	0	1	.007	3	.006	1
7061		11	max	516.212	6	-330.135	1	1859.122	8	0	2	.055	8	.055	6
7062			min	101.151	1	-1862.176	6	336.137	1	0	1	.008	3	.007	1
7063		12	max	516.212	6	-330.135	1	1859.122	8	0	2	.061	8	.061	6
7064			min	101.151	1	-1862.176	6	336.137	1	0	1	.009	3	.008	1
7065		13	max	516.212	6	-330.135	1	1859.122	8	0	2	.067	8	.067	6
7066			min	101.151	1	-1862.176	6	336.137	1	0	1	.01	3	.01	1
7067		14	max	516.212	6	-330.135	1	1859.122	8	0	2	.073	8	.073	6
7068			min	101.151	1	-1862.176	6	336.137	1	0	1	.011	3	.011	1
7069		15	max	516.212	6	-330.135	1	1859.122	8	0	2	.079	8	.079	6
7070			min	101.151	1	-1862.176	6	336.137	1	0	1	.013	3	.012	1
7071		16	max	516.212	6	-330.135	1	1859.122	8	0	2	.085	8	.085	6
7072			min	101.151	1	-1862.176	6	336.137	1	0	1	.014	3	.013	1
7073		17	max	516.212	6	-330.135	1	1859.122	8	0	2	.091	8	.091	6
7074			min	101.151	1	-1862.176	6	336.137	1	0	1	.015	3	.014	1
7075		18	max	516.212	6	-330.135	1	1859.122	8	0	2	.097	8	.097	6
7076			min	101.151	1	-1862.176	6	336.137	1	0	1	.016	3	.015	1
7077		19	max	516.212	6	-330.135	1	1859.122	8	0	2	.103	8	.103	6
7078			min	101.151	1	-1862.176	6	336.137	1	0	1	.017	3	.016	1
7079		20	max	516.212	6	-330.135	1	1859.122	8	0	2	.109	8	.109	6
7080			min	101.151	1	-1862.176	6	336.137	1	0	1	.018	3	.017	1
7081	M205A	1	max	-3.563	9	8.803	4	6.475	4	.001	1	0	2	0	4
7082			min	-14.186	7	-352.422	7	-6.133	3	-.001	2	0	1	-.013	7
7083		2	max	-3.563	9	8.803	4	6.475	4	.001	1	0	2	0	4
7084			min	-14.186	7	-352.422	7	-6.133	3	-.001	2	0	1	-.012	7
7085		3	max	-3.563	9	8.803	4	6.475	4	.001	1	0	2	0	4
7086			min	-14.186	7	-352.422	7	-6.133	3	-.001	2	0	1	-.011	7
7087		4	max	-3.563	9	8.803	4	6.475	4	.001	1	0	2	0	4
7088			min	-14.186	7	-352.422	7	-6.133	3	-.001	2	0	1	-.01	7

Envelope Member Section Forces (Continued)

	Member	Sec		Axial[lb]	LC	y Shear[lb]	LC	z Shear[lb]	LC	Torque[k-...	LC	y-y Mome...	LC	z-z Mome...	LC
7089		5	max	-3.563	9	8.803	4	6.475	4	.001	1	0	2	0	4
7090			min	-14.186	7	-352.422	7	-6.133	3	-.001	2	0	1	-.009	7
7091		6	max	-3.563	9	8.803	4	6.475	4	.001	1	0	2	0	4
7092			min	-14.186	7	-352.422	7	-6.133	3	-.001	2	0	1	-.008	7
7093		7	max	-3.563	9	8.803	4	6.475	4	.001	1	0	2	0	4
7094			min	-14.186	7	-352.422	7	-6.133	3	-.001	2	0	1	-.006	7
7095		8	max	-3.563	9	8.803	4	6.475	4	.001	1	0	2	0	4
7096			min	-14.186	7	-352.422	7	-6.133	3	-.001	2	0	1	-.005	7
7097		9	max	-3.563	9	8.803	4	6.475	4	.001	1	0	2	0	4
7098			min	-14.186	7	-352.422	7	-6.133	3	-.001	2	0	1	-.004	7
7099		10	max	-3.563	9	8.803	4	6.475	4	.001	1	0	2	0	4
7100			min	-14.186	7	-352.422	7	-6.133	3	-.001	2	0	1	-.003	7
7101		11	max	-3.563	9	8.803	4	6.475	4	.001	1	0	10	0	4
7102			min	-14.186	7	-352.422	7	-6.133	3	-.001	2	0	1	-.002	7
7103		12	max	-3.563	9	8.803	4	6.475	4	.001	1	0	10	0	9
7104			min	-14.186	7	-352.422	7	-6.133	3	-.001	2	0	1	0	7
7105		13	max	-3.563	9	8.803	4	6.475	4	.001	1	0	10	0	5
7106			min	-14.186	7	-352.422	7	-6.133	3	-.001	2	0	1	0	2
7107		14	max	-3.563	9	8.803	4	6.475	4	.001	1	0	10	.002	7
7108			min	-14.186	7	-352.422	7	-6.133	3	-.001	2	0	1	0	4
7109		15	max	-3.563	9	8.803	4	6.475	4	.001	1	0	10	.003	7
7110			min	-14.186	7	-352.422	7	-6.133	3	-.001	2	0	1	0	4
7111		16	max	-3.563	9	8.803	4	6.475	4	.001	1	0	10	.004	7
7112			min	-14.186	7	-352.422	7	-6.133	3	-.001	2	0	1	0	4
7113		17	max	-3.563	9	8.803	4	6.475	4	.001	1	0	10	.005	7
7114			min	-14.186	7	-352.422	7	-6.133	3	-.001	2	0	1	0	4
7115		18	max	-3.563	9	8.803	4	6.475	4	.001	1	0	10	.006	7
7116			min	-14.186	7	-352.422	7	-6.133	3	-.001	2	0	1	0	4
7117		19	max	-3.563	9	8.803	4	6.475	4	.001	1	0	10	.008	7
7118			min	-14.186	7	-352.422	7	-6.133	3	-.001	2	0	1	0	4
7119		20	max	-3.563	9	8.803	4	6.475	4	.001	1	0	10	.009	7
7120			min	-14.186	7	-352.422	7	-6.133	3	-.001	2	0	3	0	4
7121	M206A	1	max	-3.316	9	3.719	4	5.993	4	.001	1	0	10	0	4
7122			min	-14.995	7	-455.071	7	-5.805	3	-.001	2	0	1	-.017	7
7123		2	max	-3.316	9	3.719	4	5.993	4	.001	1	0	10	0	4
7124			min	-14.995	7	-455.071	7	-5.805	3	-.001	2	0	1	-.015	7
7125		3	max	-3.316	9	3.719	4	5.993	4	.001	1	0	10	0	4
7126			min	-14.995	7	-455.071	7	-5.805	3	-.001	2	0	1	-.014	7
7127		4	max	-3.316	9	3.719	4	5.993	4	.001	1	0	10	0	4
7128			min	-14.995	7	-455.071	7	-5.805	3	-.001	2	0	1	-.012	7
7129		5	max	-3.316	9	3.719	4	5.993	4	.001	1	0	10	0	4
7130			min	-14.995	7	-455.071	7	-5.805	3	-.001	2	0	1	-.011	7
7131		6	max	-3.316	9	3.719	4	5.993	4	.001	1	0	10	0	4
7132			min	-14.995	7	-455.071	7	-5.805	3	-.001	2	0	1	-.009	7
7133		7	max	-3.316	9	3.719	4	5.993	4	.001	1	0	10	0	4
7134			min	-14.995	7	-455.071	7	-5.805	3	-.001	2	0	3	-.008	7
7135		8	max	-3.316	9	3.719	4	5.993	4	.001	1	0	10	0	4
7136			min	-14.995	7	-455.071	7	-5.805	3	-.001	2	0	3	-.006	7
7137		9	max	-3.316	9	3.719	4	5.993	4	.001	1	0	10	0	4
7138			min	-14.995	7	-455.071	7	-5.805	3	-.001	2	0	3	-.005	7
7139		10	max	-3.316	9	3.719	4	5.993	4	.001	1	0	10	0	4
7140			min	-14.995	7	-455.071	7	-5.805	3	-.001	2	0	3	-.003	7

Envelope Member Section Forces (Continued)

	Member	Sec		Axial[lb]	LC	y Shear[lb]	LC	z Shear[lb]	LC	Torque[k-...	LC	y-y Mome...	LC	z-z Mome...	LC
7141		11	max	-3.316	9	3.719	4	5.993	4	.001	1	0	10	0	4
7142			min	-14.995	7	-455.071	7	-5.805	3	-.001	2	0	3	-.002	7
7143		12	max	-3.316	9	3.719	4	5.993	4	.001	1	0	10	0	9
7144			min	-14.995	7	-455.071	7	-5.805	3	-.001	2	0	3	0	3
7145		13	max	-3.316	9	3.719	4	5.993	4	.001	1	0	10	.001	7
7146			min	-14.995	7	-455.071	7	-5.805	3	-.001	2	0	3	0	4
7147		14	max	-3.316	9	3.719	4	5.993	4	.001	1	0	10	.003	7
7148			min	-14.995	7	-455.071	7	-5.805	3	-.001	2	0	3	0	4
7149		15	max	-3.316	9	3.719	4	5.993	4	.001	1	0	10	.004	7
7150			min	-14.995	7	-455.071	7	-5.805	3	-.001	2	0	3	0	4
7151		16	max	-3.316	9	3.719	4	5.993	4	.001	1	0	10	.006	7
7152			min	-14.995	7	-455.071	7	-5.805	3	-.001	2	0	3	0	4
7153		17	max	-3.316	9	3.719	4	5.993	4	.001	1	0	10	.007	7
7154			min	-14.995	7	-455.071	7	-5.805	3	-.001	2	0	3	0	4
7155		18	max	-3.316	9	3.719	4	5.993	4	.001	1	0	10	.009	7
7156			min	-14.995	7	-455.071	7	-5.805	3	-.001	2	0	3	0	4
7157		19	max	-3.316	9	3.719	4	5.993	4	.001	1	0	10	.01	7
7158			min	-14.995	7	-455.071	7	-5.805	3	-.001	2	0	3	0	4
7159		20	max	-3.316	9	3.719	4	5.993	4	.001	1	0	10	.012	7
7160			min	-14.995	7	-455.071	7	-5.805	3	-.001	2	0	3	0	4
7161	M207A	1	max	1.642	4	49.701	4	7.571	1	0	1	0	1	.002	4
7162			min	-14.042	7	-495.296	7	-7.08	2	0	2	0	2	-.017	7
7163		2	max	1.642	4	49.701	4	7.571	1	0	1	0	1	.002	4
7164			min	-14.042	7	-495.296	7	-7.08	2	0	2	0	2	-.015	7
7165		3	max	1.642	4	49.701	4	7.571	1	0	1	0	1	.002	4
7166			min	-14.042	7	-495.296	7	-7.08	2	0	2	0	2	-.014	7
7167		4	max	1.642	4	49.701	4	7.571	1	0	1	0	1	.002	4
7168			min	-14.042	7	-495.296	7	-7.08	2	0	2	0	2	-.012	7
7169		5	max	1.642	4	49.701	4	7.571	1	0	1	0	1	.002	4
7170			min	-14.042	7	-495.296	7	-7.08	2	0	2	0	2	-.01	7
7171		6	max	1.642	4	49.701	4	7.571	1	0	1	0	1	.002	4
7172			min	-14.042	7	-495.296	7	-7.08	2	0	2	0	2	-.009	7
7173		7	max	1.642	4	49.701	4	7.571	1	0	1	0	1	.001	4
7174			min	-14.042	7	-495.296	7	-7.08	2	0	2	0	2	-.007	7
7175		8	max	1.642	4	49.701	4	7.571	1	0	1	0	1	.001	4
7176			min	-14.042	7	-495.296	7	-7.08	2	0	2	0	2	-.005	7
7177		9	max	1.642	4	49.701	4	7.571	1	0	1	0	1	.001	4
7178			min	-14.042	7	-495.296	7	-7.08	2	0	2	0	2	-.004	7
7179		10	max	1.642	4	49.701	4	7.571	1	0	1	0	1	0	4
7180			min	-14.042	7	-495.296	7	-7.08	2	0	2	0	2	-.002	3
7181		11	max	1.642	4	49.701	4	7.571	1	0	1	0	1	0	9
7182			min	-14.042	7	-495.296	7	-7.08	2	0	2	0	2	-.001	3
7183		12	max	1.642	4	49.701	4	7.571	1	0	1	0	1	.001	8
7184			min	-14.042	7	-495.296	7	-7.08	2	0	2	0	2	0	3
7185		13	max	1.642	4	49.701	4	7.571	1	0	1	0	1	.003	7
7186			min	-14.042	7	-495.296	7	-7.08	2	0	2	0	2	0	4
7187		14	max	1.642	4	49.701	4	7.571	1	0	1	0	1	.004	7
7188			min	-14.042	7	-495.296	7	-7.08	2	0	2	0	2	0	4
7189		15	max	1.642	4	49.701	4	7.571	1	0	1	0	1	.006	7
7190			min	-14.042	7	-495.296	7	-7.08	2	0	2	0	2	0	4
7191		16	max	1.642	4	49.701	4	7.571	1	0	1	.001	1	.008	7
7192			min	-14.042	7	-495.296	7	-7.08	2	0	2	0	2	0	4

Envelope Member Section Forces (Continued)

	Member	Sec		Axial[lb]	LC	y Shear[lb]	LC	z Shear[lb]	LC	Torque[k-...	LC	y-y Mome...	LC	z-z Mome...	LC
7193		17	max	1.642	4	49.701	4	7.571	1	0	1	.001	1	.009	7
7194			min	-14.042	7	-495.296	7	-7.08	2	0	2	0	2	0	4
7195		18	max	1.642	4	49.701	4	7.571	1	0	1	.001	1	.011	7
7196			min	-14.042	7	-495.296	7	-7.08	2	0	2	-.001	2	0	4
7197		19	max	1.642	4	49.701	4	7.571	1	0	1	.001	1	.012	7
7198			min	-14.042	7	-495.296	7	-7.08	2	0	2	-.001	2	0	4
7199		20	max	1.642	4	49.701	4	7.571	1	0	1	.001	1	.014	7
7200			min	-14.042	7	-495.296	7	-7.08	2	0	2	-.001	2	0	4
7201	M208B	1	max	15.898	1	-123.959	4	4.807	10	0	3	0	1	-.003	4
7202			min	-38.697	2	-591.467	7	-4.365	2	0	10	0	2	-.02	7
7203		2	max	15.898	1	-123.959	4	4.807	10	0	3	0	1	-.003	4
7204			min	-38.697	2	-591.467	7	-4.365	2	0	10	0	2	-.018	7
7205		3	max	15.898	1	-123.959	4	4.807	10	0	3	0	1	-.002	4
7206			min	-38.697	2	-591.467	7	-4.365	2	0	10	0	2	-.016	7
7207		4	max	15.898	1	-123.959	4	4.807	10	0	3	0	1	-.002	4
7208			min	-38.697	2	-591.467	7	-4.365	2	0	10	0	2	-.014	7
7209		5	max	15.898	1	-123.959	4	4.807	10	0	3	0	1	-.001	4
7210			min	-38.697	2	-591.467	7	-4.365	2	0	10	0	2	-.012	7
7211		6	max	15.898	1	-123.959	4	4.807	10	0	3	0	1	-.001	4
7212			min	-38.697	2	-591.467	7	-4.365	2	0	10	0	2	-.01	7
7213		7	max	15.898	1	-123.959	4	4.807	10	0	3	0	1	0	4
7214			min	-38.697	2	-591.467	7	-4.365	2	0	10	0	2	-.008	7
7215		8	max	15.898	1	-123.959	4	4.807	10	0	3	0	1	0	4
7216			min	-38.697	2	-591.467	7	-4.365	2	0	10	0	2	-.006	7
7217		9	max	15.898	1	-123.959	4	4.807	10	0	3	0	1	0	4
7218			min	-38.697	2	-591.467	7	-4.365	2	0	10	0	2	-.004	7
7219		10	max	15.898	1	-123.959	4	4.807	10	0	3	0	1	0	4
7220			min	-38.697	2	-591.467	7	-4.365	2	0	10	0	2	-.002	7
7221		11	max	15.898	1	-123.959	4	4.807	10	0	3	0	1	0	4
7222			min	-38.697	2	-591.467	7	-4.365	2	0	10	0	2	-.001	3
7223		12	max	15.898	1	-123.959	4	4.807	10	0	3	0	1	.002	6
7224			min	-38.697	2	-591.467	7	-4.365	2	0	10	0	2	0	1
7225		13	max	15.898	1	-123.959	4	4.807	10	0	3	0	1	.004	6
7226			min	-38.697	2	-591.467	7	-4.365	2	0	10	0	2	0	1
7227		14	max	15.898	1	-123.959	4	4.807	10	0	3	0	1	.006	6
7228			min	-38.697	2	-591.467	7	-4.365	2	0	10	0	2	.002	1
7229		15	max	15.898	1	-123.959	4	4.807	10	0	3	0	1	.007	7
7230			min	-38.697	2	-591.467	7	-4.365	2	0	10	0	2	.003	4
7231		16	max	15.898	1	-123.959	4	4.807	10	0	3	0	1	.009	7
7232			min	-38.697	2	-591.467	7	-4.365	2	0	10	0	2	.003	4
7233		17	max	15.898	1	-123.959	4	4.807	10	0	3	0	1	.011	7
7234			min	-38.697	2	-591.467	7	-4.365	2	0	10	0	2	.003	4
7235		18	max	15.898	1	-123.959	4	4.807	10	0	3	.001	1	.013	7
7236			min	-38.697	2	-591.467	7	-4.365	2	0	10	0	2	.004	4
7237		19	max	15.898	1	-123.959	4	4.807	10	0	3	.001	1	.015	7
7238			min	-38.697	2	-591.467	7	-4.365	2	0	10	0	2	.004	4
7239		20	max	15.898	1	-123.959	4	4.807	10	0	3	.001	1	.017	7
7240			min	-38.697	2	-591.467	7	-4.365	2	0	10	0	2	.005	4
7241	M209	1	max	1.368	3	-40.329	1	4.427	10	0	3	0	1	0	1
7242			min	-47.992	8	-1008.436	6	-.999	1	-.001	10	0	2	-.035	6
7243		2	max	1.368	3	-40.329	1	4.427	10	0	3	0	1	0	1
7244			min	-47.992	8	-1008.436	6	-.999	1	-.001	10	0	2	-.032	6

Envelope Member Section Forces (Continued)

	Member	Sec		Axial[lb]	LC	y Shear[lb]	LC	z Shear[lb]	LC	Torque[k-...	LC	y-y Mome...	LC	z-z Mome...	LC
7245		3	max	1.368	3	-40.329	1	4.427	10	0	3	0	1	0	1
7246			min	-47.992	8	-1008.436	6	-.999	1	-.001	10	0	2	-.029	6
7247		4	max	1.368	3	-40.329	1	4.427	10	0	3	0	1	0	1
7248			min	-47.992	8	-1008.436	6	-.999	1	-.001	10	0	2	-.025	6
7249		5	max	1.368	3	-40.329	1	4.427	10	0	3	0	1	0	1
7250			min	-47.992	8	-1008.436	6	-.999	1	-.001	10	0	2	-.022	6
7251		6	max	1.368	3	-40.329	1	4.427	10	0	3	0	1	0	1
7252			min	-47.992	8	-1008.436	6	-.999	1	-.001	10	0	2	-.019	6
7253		7	max	1.368	3	-40.329	1	4.427	10	0	3	0	1	0	1
7254			min	-47.992	8	-1008.436	6	-.999	1	-.001	10	0	2	-.015	6
7255		8	max	1.368	3	-40.329	1	4.427	10	0	3	0	1	0	1
7256			min	-47.992	8	-1008.436	6	-.999	1	-.001	10	0	2	-.012	6
7257		9	max	1.368	3	-40.329	1	4.427	10	0	3	0	1	0	1
7258			min	-47.992	8	-1008.436	6	-.999	1	-.001	10	0	2	-.009	6
7259		10	max	1.368	3	-40.329	1	4.427	10	0	3	0	1	0	1
7260			min	-47.992	8	-1008.436	6	-.999	1	-.001	10	0	2	-.005	6
7261		11	max	1.368	3	-40.329	1	4.427	10	0	3	0	1	0	1
7262			min	-47.992	8	-1008.436	6	-.999	1	-.001	10	0	2	-.002	6
7263		12	max	1.368	3	-40.329	1	4.427	10	0	3	0	1	.001	7
7264			min	-47.992	8	-1008.436	6	-.999	1	-.001	10	0	2	0	4
7265		13	max	1.368	3	-40.329	1	4.427	10	0	3	0	1	.005	6
7266			min	-47.992	8	-1008.436	6	-.999	1	-.001	10	0	2	0	1
7267		14	max	1.368	3	-40.329	1	4.427	10	0	3	0	1	.008	6
7268			min	-47.992	8	-1008.436	6	-.999	1	-.001	10	0	2	.001	1
7269		15	max	1.368	3	-40.329	1	4.427	10	0	3	0	10	.011	6
7270			min	-47.992	8	-1008.436	6	-.999	1	-.001	10	0	2	.001	1
7271		16	max	1.368	3	-40.329	1	4.427	10	0	3	0	10	.014	6
7272			min	-47.992	8	-1008.436	6	-.999	1	-.001	10	0	2	.001	1
7273		17	max	1.368	3	-40.329	1	4.427	10	0	3	0	10	.018	6
7274			min	-47.992	8	-1008.436	6	-.999	1	-.001	10	0	2	.001	1
7275		18	max	1.368	3	-40.329	1	4.427	10	0	3	0	10	.021	6
7276			min	-47.992	8	-1008.436	6	-.999	1	-.001	10	0	2	.002	1
7277		19	max	1.368	3	-40.329	1	4.427	10	0	3	0	10	.024	6
7278			min	-47.992	8	-1008.436	6	-.999	1	-.001	10	0	2	.002	1
7279		20	max	1.368	3	-40.329	1	4.427	10	0	3	0	10	.028	6
7280			min	-47.992	8	-1008.436	6	-.999	1	-.001	10	0	2	.002	1
7281	M210	1	max	621.715	1	27.561	7	1.593	2	0	2	0	8	.012	7
7282			min	-1180.236	2	2.262	4	-1.629	1	0	1	0	7	.003	4
7283		2	max	621.562	1	27.264	7	1.44	2	0	2	0	2	.011	7
7284			min	-1180.083	2	2.204	4	-1.477	1	0	1	0	1	.003	4
7285		3	max	621.41	1	26.967	7	1.287	2	0	2	0	2	.01	7
7286			min	-1179.931	2	2.147	4	-1.324	1	0	1	0	1	.003	4
7287		4	max	621.257	1	26.669	7	1.135	2	0	2	0	2	.009	7
7288			min	-1179.778	2	2.089	4	-1.172	1	0	1	0	1	.002	4
7289		5	max	621.104	1	26.372	7	.982	2	0	2	0	2	.008	7
7290			min	-1179.625	2	2.031	4	-1.019	1	0	1	0	1	.002	4
7291		6	max	620.952	1	26.075	7	.83	2	0	2	0	2	.007	7
7292			min	-1179.473	2	1.973	4	-.866	1	0	1	0	1	.002	4
7293		7	max	620.799	1	25.778	7	.677	2	0	2	0	2	.006	7
7294			min	-1179.32	2	1.915	4	-.714	1	0	1	0	1	.002	4
7295		8	max	620.647	1	25.481	7	.525	2	0	2	0	2	.005	6
7296			min	-1179.168	2	1.857	4	-.561	1	0	1	0	1	.002	1

Envelope Member Section Forces (Continued)

	Member	Sec		Axial[lb]	LC	y Shear[lb]	LC	z Shear[lb]	LC	Torque[k-...	LC	y-y Mome...	LC	z-z Mome...	LC
7297		9	max	620.494	1	25.184	7	.372	2	0	2	0	2	.004	6
7298			min	-1179.015	2	1.799	4	-.409	1	0	1	0	1	.001	1
7299		10	max	620.342	1	24.887	7	.219	2	0	2	0	2	.004	6
7300			min	-1178.863	2	1.741	4	-.256	1	0	1	0	1	0	1
7301		11	max	620.189	1	24.59	7	.067	2	0	2	0	2	.003	6
7302			min	-1178.71	2	1.683	4	-.222	10	0	1	0	1	0	1
7303		12	max	620.036	1	24.292	7	.098	4	0	2	0	2	.002	6
7304			min	-1178.557	2	1.626	4	-.206	10	0	1	0	1	0	1
7305		13	max	619.884	1	23.995	7	.251	4	0	2	0	2	.002	2
7306			min	-1178.405	2	1.568	4	-.258	3	0	1	0	1	-.001	1
7307		14	max	619.731	1	23.698	7	.403	4	0	2	0	2	.002	2
7308			min	-1178.252	2	1.51	4	-.41	3	0	1	0	1	-.002	1
7309		15	max	619.579	1	23.401	7	.556	4	0	2	0	2	.002	2
7310			min	-1178.1	2	1.452	4	-.563	3	0	1	0	1	-.002	1
7311		16	max	619.426	1	23.104	7	.708	4	0	2	0	2	.002	2
7312			min	-1177.947	2	1.394	4	-.715	3	0	1	0	1	-.003	1
7313		17	max	619.274	1	22.807	7	.861	4	0	2	0	2	.002	2
7314			min	-1177.795	2	1.336	4	-.868	3	0	1	0	1	-.003	1
7315		18	max	619.121	1	22.51	7	1.013	4	0	2	0	2	.002	4
7316			min	-1177.642	2	1.278	4	-1.02	3	0	1	0	1	-.004	7
7317		19	max	618.969	1	22.212	7	1.166	4	0	2	0	2	.001	4
7318			min	-1177.489	2	1.22	4	-1.173	3	0	1	0	1	-.005	7
7319		20	max	618.816	1	21.915	7	1.319	4	0	2	0	2	.001	4
7320			min	-1177.337	2	1.162	4	-1.326	3	0	1	0	1	-.006	7
7321	M211A	1	max	619.497	1	23.216	7	1.25	3	0	2	0	2	.009	7
7322			min	-1153.078	2	.505	4	-1.275	4	0	1	0	1	.002	4
7323		2	max	619.358	1	22.945	7	1.111	3	0	2	0	2	.009	7
7324			min	-1152.939	2	.452	4	-1.136	4	0	1	0	1	.002	4
7325		3	max	619.219	1	22.674	7	.971	3	0	2	0	2	.008	7
7326			min	-1152.799	2	.399	4	-.997	4	0	1	0	1	.002	4
7327		4	max	619.079	1	22.403	7	.832	3	0	2	0	2	.007	7
7328			min	-1152.66	2	.346	4	-.858	4	0	1	0	1	.002	4
7329		5	max	618.94	1	22.132	7	.693	3	0	2	0	2	.006	7
7330			min	-1152.521	2	.293	4	-.718	4	0	1	0	1	.002	4
7331		6	max	618.801	1	21.861	7	.554	3	0	2	0	2	.006	6
7332			min	-1152.382	2	.241	4	-.579	4	0	1	0	1	.002	1
7333		7	max	618.662	1	21.59	7	.415	3	0	2	0	2	.005	6
7334			min	-1152.243	2	.188	4	-.44	4	0	1	0	1	.001	1
7335		8	max	618.523	1	21.319	7	.275	3	0	2	0	2	.004	6
7336			min	-1152.104	2	.135	4	-.379	10	0	1	0	1	0	1
7337		9	max	618.383	1	21.048	7	.136	3	0	2	0	2	.004	6
7338			min	-1151.964	2	.082	4	-.365	10	0	1	0	1	0	1
7339		10	max	618.244	1	20.776	7	.032	7	0	2	0	2	.003	6
7340			min	-1151.825	2	.029	4	-.351	10	0	1	0	1	0	1
7341		11	max	618.105	1	20.505	7	.123	1	0	2	0	2	.003	6
7342			min	-1151.686	2	-.023	4	-.337	10	0	1	0	1	0	1
7343		12	max	617.966	1	20.234	7	.262	1	0	2	0	2	.002	2
7344			min	-1151.547	2	-.076	4	-.323	10	0	1	0	1	0	1
7345		13	max	617.827	1	19.963	7	.402	1	0	2	0	2	.002	2
7346			min	-1151.408	2	-.129	4	-.44	2	0	1	0	1	-.001	1
7347		14	max	617.687	1	19.692	7	.541	1	0	2	0	2	.002	2
7348			min	-1151.268	2	-.182	4	-.579	2	0	1	0	1	-.002	1

Envelope Member Section Forces (Continued)

	Member	Sec		Axial[lb]	LC	y Shear[lb]	LC	z Shear[lb]	LC	Torque[k-...	LC	y-y Mome...	LC	z-z Mome...	LC
7349		15	max	617.548	1	19.421	7	.68	1	0	2	0	2	.002	2
7350			min	-1151.129	2	-.235	4	-.718	2	0	1	0	1	-.002	1
7351		16	max	617.409	1	19.15	7	.819	1	0	2	0	2	.002	2
7352			min	-1150.99	2	-.287	4	-.857	2	0	1	0	1	-.003	1
7353		17	max	617.27	1	18.879	7	.958	1	0	2	0	2	.002	2
7354			min	-1150.851	2	-.34	4	-.996	2	0	1	0	1	-.003	1
7355		18	max	617.131	1	18.608	7	1.098	1	0	2	0	2	.002	4
7356			min	-1150.712	2	-.393	4	-1.136	2	0	1	0	1	-.004	3
7357		19	max	616.991	1	18.337	7	1.237	1	0	2	0	2	.002	4
7358			min	-1150.572	2	-.446	4	-1.275	2	0	1	0	1	-.004	3
7359		20	max	616.852	1	18.065	7	1.376	1	0	2	0	2	.002	4
7360			min	-1150.433	2	-.499	4	-1.414	2	0	1	0	1	-.005	3
7361	M215A	1	max	1.037	1	2.019	8	1.037	3	0	11	0	4	0	8
7362			min	-1.037	2	.393	3	-1.037	1	0	1	0	2	0	1
7363		2	max	.836	1	1.629	8	.836	3	0	11	0	4	0	8
7364			min	-.836	2	.317	3	-.836	1	0	1	0	2	0	1
7365		3	max	.636	1	1.238	8	.636	3	0	11	0	4	0	8
7366			min	-.636	2	.241	3	-.636	1	0	1	0	2	0	1
7367		4	max	.435	1	.848	8	.435	3	0	11	0	3	0	10
7368			min	-.435	2	.165	3	-.435	1	0	1	0	1	0	5
7369		5	max	.235	1	.458	8	.235	3	0	11	0	3	0	10
7370			min	-.235	2	.089	3	-.235	1	0	1	0	1	0	5
7371		6	max	.035	1	.067	8	.035	3	0	11	0	3	0	10
7372			min	-.035	2	.013	3	-.035	1	0	1	0	1	0	5
7373		7	max	.166	4	-.063	9	.166	4	0	11	0	3	0	10
7374			min	-.166	3	-.323	5	-.166	2	0	1	0	1	0	5
7375		8	max	.366	4	-.139	9	.366	4	0	11	0	3	0	10
7376			min	-.366	3	-.713	5	-.366	2	0	1	0	1	0	5
7377		9	max	.567	4	-.215	9	.567	4	0	11	0	3	0	10
7378			min	-.567	3	-1.103	5	-.567	2	0	1	0	1	0	5
7379		10	max	.767	4	-.291	9	.767	4	0	11	0	4	0	8
7380			min	-.767	3	-1.494	5	-.767	2	0	1	0	2	0	1
7381		11	max	.967	4	-.367	9	.967	4	0	11	0	4	0	8
7382			min	-.967	3	-1.884	5	-.967	2	0	1	0	2	0	1
7383		12	max	.736	1	1.433	8	.736	3	0	11	0	4	0	8
7384			min	-.736	2	.279	1	-.736	1	0	1	0	2	0	1
7385		13	max	.536	1	1.043	8	.536	3	0	11	0	4	0	8
7386			min	-.536	2	.203	1	-.536	1	0	1	0	2	0	1
7387		14	max	.335	1	.653	8	.335	3	0	11	0	3	0	10
7388			min	-.335	2	.127	1	-.335	1	0	1	0	1	0	5
7389		15	max	.135	1	.263	8	.135	3	0	11	0	3	0	10
7390			min	-.135	2	.051	1	-.135	1	0	1	0	1	0	5
7391		16	max	.066	4	-.025	9	.066	4	0	11	0	3	0	10
7392			min	-.066	3	-.128	5	-.066	2	0	1	0	1	0	5
7393		17	max	.266	4	-.101	9	.266	4	0	11	0	3	0	10
7394			min	-.266	3	-.518	5	-.266	2	0	1	0	1	0	5
7395		18	max	.466	4	-.177	9	.466	4	0	11	0	3	0	10
7396			min	-.466	3	-.908	5	-.466	2	0	1	0	1	0	5
7397		19	max	.667	4	-.253	9	.667	4	0	11	0	4	0	8
7398			min	-.667	3	-1.299	5	-.667	2	0	1	0	2	0	1
7399		20	max	.867	4	-.329	9	.867	4	0	11	0	4	0	8
7400			min	-.867	3	-1.689	5	-.867	2	0	1	0	2	0	1

Envelope Member Section Forces (Continued)

	Member	Sec		Axial[lb]	LC	y Shear[lb]	LC	z Shear[lb]	LC	Torque[k-...	LC	y-y Mome...	LC	z-z Mome...	LC
7401	M222A	1	max	3.361	7	2.44	3	2.44	4	0	11	0	3	0	3
7402			min	.655	9	-2.44	2	-2.44	2	0	1	0	1	0	2
7403		2	max	3.007	7	2.184	3	2.184	4	0	11	0	3	0	3
7404			min	.586	9	-2.184	2	-2.184	2	0	1	0	1	0	2
7405		3	max	2.653	7	1.927	3	1.927	4	0	11	0	3	0	3
7406			min	.517	9	-1.927	2	-1.927	2	0	1	0	1	0	2
7407		4	max	2.3	7	1.67	3	1.67	4	0	11	0	3	0	3
7408			min	.448	9	-1.67	2	-1.67	2	0	1	0	1	0	2
7409		5	max	1.946	7	1.413	3	1.413	4	0	11	0	3	0	3
7410			min	.379	9	-1.413	2	-1.413	2	0	1	0	1	0	2
7411		6	max	1.592	7	1.156	3	1.156	4	0	11	0	4	0	4
7412			min	.31	9	-1.156	2	-1.156	2	0	1	0	2	0	1
7413		7	max	1.238	7	.899	3	.899	4	0	11	0	4	0	4
7414			min	.241	9	-.899	2	-.899	2	0	1	0	2	0	1
7415		8	max	.884	7	.642	3	.642	4	0	11	0	4	0	4
7416			min	.172	9	-.642	2	-.642	2	0	1	0	2	0	1
7417		9	max	.531	7	.385	3	.385	4	0	11	0	4	0	4
7418			min	.103	9	-.385	2	-.385	2	0	1	0	2	0	1
7419		10	max	.177	7	.128	3	.128	4	0	11	0	4	0	4
7420			min	.034	9	-.128	2	-.128	2	0	1	0	2	0	1
7421		11	max	-.034	3	.128	4	.128	3	0	11	0	4	0	4
7422			min	-.177	6	-.128	1	-.128	1	0	1	0	2	0	1
7423		12	max	-.103	3	.385	4	.385	3	0	11	0	4	0	4
7424			min	-.531	6	-.385	1	-.385	1	0	1	0	2	0	1
7425		13	max	-.172	3	.642	4	.642	3	0	11	0	4	0	4
7426			min	-.884	6	-.642	1	-.642	1	0	1	0	2	0	1
7427		14	max	-.241	3	.899	4	.899	3	0	11	0	4	0	4
7428			min	-1.238	6	-.899	1	-.899	1	0	1	0	2	0	1
7429		15	max	-.31	3	1.156	4	1.156	3	0	11	0	4	0	4
7430			min	-1.592	6	-1.156	1	-1.156	1	0	1	0	2	0	1
7431		16	max	-.379	3	1.413	4	1.413	3	0	11	0	3	0	3
7432			min	-1.946	6	-1.413	1	-1.413	1	0	1	0	1	0	2
7433		17	max	-.448	3	1.67	4	1.67	3	0	11	0	3	0	3
7434			min	-2.3	6	-1.67	1	-1.67	1	0	1	0	1	0	2
7435		18	max	-.517	3	1.927	4	1.927	3	0	11	0	3	0	3
7436			min	-2.653	6	-1.927	1	-1.927	1	0	1	0	1	0	2
7437		19	max	-.586	3	2.184	4	2.184	3	0	11	0	3	0	3
7438			min	-3.007	6	-2.184	1	-2.184	1	0	1	0	1	0	2
7439		20	max	-.655	3	2.44	4	2.44	3	0	11	0	3	0	3
7440			min	-3.361	6	-2.44	1	-2.44	1	0	1	0	1	0	2
7441	M223A	1	max	-71.853	4	11.354	7	3.343	2	0	1	0	1	.006	7
7442			min	-677.663	7	-.392	2	-3.339	1	0	2	0	2	.001	4
7443		2	max	-71.608	4	10.954	7	3.079	2	0	1	0	4	.005	7
7444			min	-677.468	7	-.263	2	-3.074	1	0	2	0	3	.002	4
7445		3	max	-71.363	4	10.554	7	2.814	2	0	1	0	8	.005	7
7446			min	-677.273	7	-.133	2	-2.81	1	0	2	0	7	.002	4
7447		4	max	-71.118	4	10.154	7	2.55	2	0	1	0	8	.004	7
7448			min	-677.078	7	-.004	2	-2.545	1	0	2	0	7	.002	4
7449		5	max	-70.873	4	9.754	7	2.285	2	0	1	0	2	.004	6
7450			min	-676.883	7	.125	2	-2.28	1	0	2	0	1	.001	1
7451		6	max	-70.628	4	9.354	7	2.02	2	0	1	0	2	.003	6
7452			min	-676.688	7	.255	2	-2.016	1	0	2	0	1	0	1

Envelope Member Section Forces (Continued)

	Member	Sec		Axial[lb]	LC	y Shear[lb]	LC	z Shear[lb]	LC	Torque[k-...	LC	y-y Mome...	LC	z-z Mome...	LC
7453		7	max	-70.383	4	8.953	7	1.756	2	0	1	0	2	.003	6
7454			min	-676.493	7	.384	2	-1.751	1	0	2	0	1	0	1
7455		8	max	-70.138	4	8.553	7	1.491	2	0	1	0	2	.003	6
7456			min	-676.299	7	.513	2	-1.487	1	0	2	0	1	0	1
7457		9	max	-69.893	4	8.153	7	1.227	2	0	1	0	2	.002	6
7458			min	-676.104	7	.643	2	-1.222	1	0	2	0	1	0	1
7459		10	max	-69.648	4	7.753	7	.962	2	0	1	0	2	.002	6
7460			min	-675.909	7	.772	2	-.958	1	0	2	0	1	0	1
7461		11	max	-69.403	4	7.353	7	.697	2	0	1	0	2	.002	6
7462			min	-675.714	7	.902	2	-.693	1	0	2	0	1	0	1
7463		12	max	-69.159	4	6.953	7	.433	2	0	1	0	2	.001	2
7464			min	-675.519	7	1.031	2	-.428	1	0	2	0	1	0	1
7465		13	max	-68.914	4	6.553	7	.168	2	0	1	0	2	.001	2
7466			min	-675.324	7	1.16	2	-.164	1	0	2	0	1	0	1
7467		14	max	-68.669	4	6.153	7	.307	4	0	1	0	2	.001	2
7468			min	-675.129	7	1.29	2	-.295	3	0	2	0	1	0	1
7469		15	max	-68.424	4	5.753	7	.571	4	0	1	0	2	.001	2
7470			min	-674.934	7	1.419	2	-.56	3	0	2	0	1	-.001	1
7471		16	max	-68.179	4	5.42	6	.836	4	0	1	0	2	.001	2
7472			min	-674.739	7	1.548	2	-.824	3	0	2	0	1	-.001	1
7473		17	max	-67.934	4	5.226	6	1.101	4	0	1	0	2	0	2
7474			min	-674.544	7	1.678	2	-1.089	3	0	2	0	1	-.001	1
7475		18	max	-67.689	4	5.032	6	1.365	4	0	1	0	2	0	2
7476			min	-674.349	7	1.807	2	-1.353	3	0	2	0	1	-.002	1
7477		19	max	-67.444	4	4.837	6	1.63	4	0	1	0	2	0	2
7478			min	-674.154	7	1.937	2	-1.618	3	0	2	0	1	-.002	1
7479		20	max	-67.199	4	4.643	6	1.894	4	0	1	0	2	0	2
7480			min	-673.959	7	1.926	3	-1.883	3	0	2	0	1	-.002	1
7481	M224A	1	max	548.345	7	12.249	5	1.234	4	0	1	0	1	.003	5
7482			min	53.342	4	-1.114	2	-1.18	3	0	2	0	2	0	2
7483		2	max	548.047	7	12.13	5	1.102	10	0	1	0	1	.003	5
7484			min	53.284	4	-.898	2	-.964	3	0	2	0	2	0	2
7485		3	max	547.75	7	12.011	5	1.08	10	0	1	0	1	.002	5
7486			min	53.226	4	-.682	2	-.747	3	0	2	0	2	0	2
7487		4	max	547.452	7	11.892	5	1.059	10	0	1	0	1	.002	5
7488			min	53.168	4	-.466	2	-.531	3	0	2	0	2	0	2
7489		5	max	547.154	7	11.773	5	1.037	10	0	1	0	1	.002	5
7490			min	53.11	4	-.249	2	-.315	3	0	2	0	2	0	2
7491		6	max	546.856	7	11.654	5	1.015	10	0	1	0	1	.001	5
7492			min	53.052	4	-.033	2	-.249	1	0	2	0	2	0	2
7493		7	max	546.559	7	11.536	5	.994	10	0	1	0	1	0	5
7494			min	52.994	4	.183	2	-.465	1	0	2	0	2	0	2
7495		8	max	546.261	7	11.417	5	.972	10	0	1	0	4	0	8
7496			min	52.936	4	.399	2	-.681	1	0	2	0	3	0	2
7497		9	max	545.963	7	11.298	5	1.016	2	0	1	0	4	0	4
7498			min	52.878	4	.615	2	-.897	1	0	2	0	3	0	7
7499		10	max	545.666	7	11.179	5	1.232	2	0	1	0	4	0	4
7500			min	52.82	4	.831	2	-1.113	1	0	2	0	3	0	7
7501		11	max	545.368	7	11.06	5	1.448	2	0	1	0	10	0	4
7502			min	52.762	4	1.048	2	-1.33	1	0	2	0	3	0	7
7503		12	max	545.07	7	10.941	5	1.664	2	0	1	0	10	0	4
7504			min	52.704	4	1.264	2	-1.546	1	0	2	0	3	-.001	7

Envelope Member Section Forces (Continued)

	Member	Sec		Axial[lb]	LC	y Shear[lb]	LC	z Shear[lb]	LC	Torque[k-...	LC	y-y Mome...	LC	z-z Mome...	LC
7505		13	max	544.773	7	10.823	5	1.881	2	0	1	0	10	0	2
7506			min	52.646	4	1.48	2	-1.762	1	0	2	0	3	-.002	5
7507		14	max	544.475	7	10.704	5	2.097	2	0	1	0	10	0	2
7508			min	52.588	4	1.696	2	-1.978	1	0	2	0	1	-.002	5
7509		15	max	544.177	7	10.585	5	2.313	2	0	1	0	10	0	2
7510			min	52.53	4	1.912	2	-2.194	1	0	2	0	1	-.003	5
7511		16	max	543.879	7	10.466	5	2.529	2	0	1	0	10	0	2
7512			min	52.472	4	2.128	2	-2.41	1	0	2	0	1	-.003	5
7513		17	max	543.582	7	10.347	5	2.745	2	0	1	0	2	0	2
7514			min	52.414	4	2.345	2	-2.627	1	0	2	0	1	-.003	5
7515		18	max	543.284	7	10.429	8	2.961	2	0	1	0	2	0	2
7516			min	52.356	4	2.561	2	-2.843	1	0	2	0	1	-.004	5
7517		19	max	542.986	7	10.548	8	3.178	2	0	1	0	2	0	2
7518			min	52.298	4	2.777	2	-3.059	1	0	2	0	1	-.004	5
7519		20	max	542.689	7	10.667	8	3.394	2	0	1	0	2	0	2
7520			min	52.24	4	2.993	2	-3.275	1	0	2	0	1	-.005	5
7521	M225A	1	max	-67.757	4	-.468	3	1.844	4	0	1	0	1	.001	2
7522			min	-779.809	7	-1.603	8	-1.837	3	0	2	0	2	-.001	1
7523		2	max	-67.974	4	-.674	3	1.617	4	0	1	0	1	.001	2
7524			min	-779.965	7	-1.79	8	-1.61	3	0	2	0	2	-.001	1
7525		3	max	-68.19	4	-.88	3	1.39	4	0	1	0	1	.001	2
7526			min	-780.12	7	-1.977	8	-1.383	3	0	2	0	2	-.001	1
7527		4	max	-68.406	4	-.923	2	1.163	4	0	1	0	1	.001	2
7528			min	-780.275	7	-2.164	8	-1.155	3	0	2	0	2	-.001	1
7529		5	max	-68.622	4	-.823	2	.936	4	0	1	0	1	.001	2
7530			min	-780.43	7	-2.351	8	-.928	3	0	2	0	2	-.001	1
7531		6	max	-68.838	4	-.723	2	.708	4	0	1	0	1	.001	2
7532			min	-780.585	7	-2.538	8	-.701	3	0	2	0	2	0	1
7533		7	max	-69.054	4	-.622	2	.481	4	0	1	0	1	.001	2
7534			min	-780.74	7	-2.769	5	-.474	3	0	2	0	2	0	1
7535		8	max	-69.27	4	-.522	2	.33	10	0	1	0	1	.001	2
7536			min	-780.895	7	-3.124	5	-.247	3	0	2	0	2	0	1
7537		9	max	-69.486	4	-.422	2	.307	10	0	1	0	1	.001	2
7538			min	-781.05	7	-3.479	5	-.116	1	0	2	0	2	0	1
7539		10	max	-69.702	4	-.321	2	.392	2	0	1	0	1	.001	2
7540			min	-781.205	7	-3.834	5	-.343	1	0	2	0	2	0	1
7541		11	max	-69.918	4	-.221	2	.619	2	0	1	0	1	.002	6
7542			min	-781.36	7	-4.19	5	-.571	1	0	2	0	2	0	1
7543		12	max	-70.134	4	-.121	2	.846	2	0	1	0	1	.002	6
7544			min	-781.515	7	-4.545	5	-.798	1	0	2	0	2	0	1
7545		13	max	-70.35	4	-.02	2	1.074	2	0	1	0	1	.002	6
7546			min	-781.67	7	-4.9	5	-1.025	1	0	2	0	2	0	1
7547		14	max	-70.566	4	.08	2	1.301	2	0	1	0	1	.002	6
7548			min	-781.825	7	-5.256	5	-1.252	1	0	2	0	2	0	1
7549		15	max	-70.782	4	.18	2	1.528	2	0	1	0	1	.002	6
7550			min	-781.98	7	-5.611	5	-1.48	1	0	2	0	2	0	1
7551		16	max	-70.998	4	.281	2	1.755	2	0	1	0	1	.003	6
7552			min	-782.136	7	-5.966	5	-1.707	1	0	2	0	2	0	1
7553		17	max	-71.214	4	.381	2	1.982	2	0	1	0	1	.003	6
7554			min	-782.291	7	-6.321	5	-1.934	1	0	2	0	2	0	1
7555		18	max	-71.43	4	.481	2	2.21	2	0	1	0	1	.003	6
7556			min	-782.446	7	-6.677	5	-2.161	1	0	2	0	2	0	1

Envelope Member Section Forces (Continued)

	Member	Sec		Axial[lb]	LC	y Shear[lb]	LC	z Shear[lb]	LC	Torque[k-...	LC	y-y Mome...	LC	z-z Mome...	LC
7557		19	max	-71.646	4	.582	2	2.437	2	0	1	0	1	.003	6
7558			min	-782.601	7	-7.032	5	-2.388	1	0	2	0	2	0	1
7559		20	max	-71.862	4	.682	2	2.664	2	0	1	0	7	.003	6
7560			min	-782.756	7	-7.387	5	-2.616	1	0	2	0	8	0	1
7561	M226A	1	max	604.186	7	15.46	5	1.64	10	0	1	0	2	.004	5
7562			min	50.721	4	-.65	2	-1.294	3	0	2	0	1	0	2
7563		2	max	603.95	7	15.366	5	1.624	10	0	1	0	2	.003	5
7564			min	50.678	4	-.493	2	-1.137	3	0	2	0	1	0	2
7565		3	max	603.714	7	15.271	5	1.608	10	0	1	0	2	.003	5
7566			min	50.636	4	-.336	2	-.98	3	0	2	0	1	0	2
7567		4	max	603.478	7	15.176	5	1.593	10	0	1	0	8	.002	5
7568			min	50.594	4	-.178	2	-.823	3	0	2	0	7	0	2
7569		5	max	603.241	7	15.082	5	1.577	10	0	1	0	8	.002	5
7570			min	50.552	4	-.021	2	-.665	3	0	2	0	7	0	2
7571		6	max	603.005	7	14.987	5	1.561	10	0	1	0	8	.001	5
7572			min	50.51	4	.136	2	-.508	3	0	2	0	7	0	2
7573		7	max	602.769	7	14.892	5	1.546	10	0	1	0	10	0	5
7574			min	50.468	4	.293	2	-.351	3	0	2	0	7	0	2
7575		8	max	602.533	7	14.797	5	1.53	10	0	1	0	10	0	5
7576			min	50.425	4	.45	2	-.194	3	0	2	0	7	0	2
7577		9	max	602.297	7	14.703	5	1.514	10	0	1	0	10	0	1
7578			min	50.383	4	.607	2	-.037	3	0	2	0	7	0	2
7579		10	max	602.061	7	14.608	5	1.498	10	0	1	0	10	0	4
7580			min	50.341	4	.765	2	-.061	4	0	2	0	3	0	7
7581		11	max	601.825	7	14.513	5	1.483	10	0	1	0	10	0	4
7582			min	50.299	4	.922	2	-.218	4	0	2	0	3	0	7
7583		12	max	601.589	7	14.419	5	1.467	10	0	1	0	10	0	4
7584			min	50.257	4	1.079	2	-.375	4	0	2	0	3	-.001	7
7585		13	max	601.353	7	14.324	5	1.451	10	0	1	0	10	0	2
7586			min	50.215	4	1.236	2	-.532	4	0	2	0	3	-.002	7
7587		14	max	601.117	7	14.229	5	1.436	10	0	1	0	10	0	2
7588			min	50.173	4	1.393	2	-.69	4	0	2	0	1	-.002	7
7589		15	max	600.88	7	14.135	5	1.42	10	0	1	0	10	0	2
7590			min	50.13	4	1.55	2	-.847	4	0	2	0	1	-.003	5
7591		16	max	600.644	7	14.04	5	1.404	10	0	1	0	10	0	2
7592			min	50.088	4	1.707	2	-1.004	4	0	2	0	1	-.003	5
7593		17	max	600.408	7	13.945	5	1.388	10	0	1	0	10	0	2
7594			min	50.046	4	1.865	2	-1.161	4	0	2	0	1	-.004	5
7595		18	max	600.172	7	13.851	5	1.54	2	0	1	0	10	0	2
7596			min	50.004	4	2.022	2	-1.318	4	0	2	0	1	-.004	5
7597		19	max	599.936	7	13.756	5	1.697	2	0	1	0	10	0	2
7598			min	49.962	4	2.179	2	-1.475	4	0	2	0	1	-.004	5
7599		20	max	599.7	7	13.661	5	1.854	2	0	1	0	10	0	2
7600			min	49.92	4	2.336	2	-1.633	4	0	2	0	1	-.005	5
7601	M227A	1	max	-61.025	4	.341	7	2.425	1	0	1	0	1	.001	2
7602			min	-843.242	7	-.531	10	-2.349	2	0	2	0	10	0	1
7603		2	max	-61.184	4	.054	7	2.259	1	0	1	0	1	.001	2
7604			min	-843.362	7	-.6	1	-2.183	2	0	2	0	2	0	1
7605		3	max	-61.344	4	-.19	2	2.093	1	0	1	0	1	.001	2
7606			min	-843.482	7	-.75	1	-2.016	2	0	2	0	2	0	1
7607		4	max	-61.503	4	-.119	2	1.927	1	0	1	0	1	.001	2
7608			min	-843.602	7	-.899	1	-1.85	2	0	2	0	2	0	1

Envelope Member Section Forces (Continued)

	Member	Sec		Axial[lb]	LC	y Shear[lb]	LC	z Shear[lb]	LC	Torque[k-...	LC	y-y Mome...	LC	z-z Mome...	LC
7609		5	max	-61.662	4	-.049	2	1.76	1	0	1	0	1	.001	2
7610			min	-843.722	7	-1.049	1	-1.684	2	0	2	0	2	0	1
7611		6	max	-61.822	4	.022	2	1.594	1	0	1	0	1	.001	2
7612			min	-843.842	7	-1.198	1	-1.517	2	0	2	0	2	0	1
7613		7	max	-61.981	4	.093	2	1.428	1	0	1	0	1	.001	2
7614			min	-843.962	7	-1.387	5	-1.351	2	0	2	0	2	0	1
7615		8	max	-62.141	4	.163	2	1.261	1	0	1	0	1	.001	2
7616			min	-844.082	7	-1.674	5	-1.185	2	0	2	0	2	0	1
7617		9	max	-62.3	4	.234	2	1.095	1	0	1	0	1	.001	2
7618			min	-844.202	7	-1.961	5	-1.019	2	0	2	0	2	0	1
7619		10	max	-62.46	4	.305	2	.929	1	0	1	0	1	.001	2
7620			min	-844.322	7	-2.248	5	-.852	2	0	2	0	2	0	1
7621		11	max	-62.619	4	.376	2	.763	1	0	1	0	1	.001	2
7622			min	-844.442	7	-2.535	5	-.686	2	0	2	0	2	0	1
7623		12	max	-62.778	4	.446	2	.596	1	0	1	0	1	.001	6
7624			min	-844.562	7	-2.822	5	-.52	2	0	2	0	2	0	1
7625		13	max	-62.938	4	.517	2	.43	1	0	1	0	1	.001	6
7626			min	-844.682	7	-3.109	5	-.353	2	0	2	0	2	0	1
7627		14	max	-63.097	4	.588	2	.289	7	0	1	0	1	.001	6
7628			min	-844.802	7	-3.396	5	-.204	8	0	2	0	2	0	1
7629		15	max	-63.257	4	.658	2	.389	7	0	1	0	1	.002	6
7630			min	-844.922	7	-3.683	5	-.304	8	0	2	0	2	0	1
7631		16	max	-63.416	4	.729	2	.489	7	0	1	0	1	.002	6
7632			min	-845.042	7	-3.97	5	-.404	8	0	2	0	2	0	1
7633		17	max	-63.576	4	.8	2	.59	7	0	1	0	1	.002	6
7634			min	-845.162	7	-4.257	5	-.504	8	0	2	0	2	0	1
7635		18	max	-63.735	4	.871	2	.69	7	0	1	0	1	.002	6
7636			min	-845.282	7	-4.544	5	-.655	4	0	2	0	2	0	1
7637		19	max	-63.894	4	.941	2	.809	3	0	1	0	1	.002	6
7638			min	-845.402	7	-4.831	5	-.821	4	0	2	0	2	0	1
7639		20	max	-64.054	4	1.012	2	.976	3	0	1	0	1	.002	6
7640			min	-845.522	7	-5.118	5	-.987	4	0	2	0	2	0	1
7641	M228A	1	max	651.854	7	29.302	7	3.106	1	0	1	0	2	.006	7
7642			min	58.176	4	.867	4	-2.783	2	0	2	0	1	0	4
7643		2	max	651.658	7	29.224	7	2.976	1	0	1	0	2	.006	7
7644			min	58.141	4	.996	4	-2.653	2	0	2	0	1	0	4
7645		3	max	651.463	7	29.146	7	2.846	1	0	1	0	2	.005	7
7646			min	58.106	4	1.126	4	-2.523	2	0	2	0	1	0	4
7647		4	max	651.268	7	29.068	7	2.716	1	0	1	0	2	.004	7
7648			min	58.071	4	1.256	4	-2.393	2	0	2	0	1	0	4
7649		5	max	651.073	7	28.989	7	2.586	1	0	1	0	2	.003	7
7650			min	58.036	4	1.386	4	-2.263	2	0	2	0	1	0	2
7651		6	max	650.878	7	28.911	7	2.499	10	0	1	0	2	.003	7
7652			min	58.002	4	1.516	4	-2.134	2	0	2	0	1	0	2
7653		7	max	650.683	7	28.833	7	2.486	10	0	1	0	2	.002	7
7654			min	57.967	4	1.646	4	-2.004	2	0	2	0	1	0	2
7655		8	max	650.488	7	28.755	7	2.473	10	0	1	0	10	.001	5
7656			min	57.932	4	1.775	4	-1.874	2	0	2	0	1	0	2
7657		9	max	650.293	7	28.677	7	2.46	10	0	1	0	10	0	5
7658			min	57.897	4	1.905	4	-1.744	2	0	2	0	1	0	2
7659		10	max	650.098	7	28.598	7	2.447	10	0	1	0	10	0	4
7660			min	57.862	4	2.035	4	-1.614	2	0	2	0	1	0	7

Envelope Member Section Forces (Continued)

	Member	Sec		Axial[lb]	LC	y Shear[lb]	LC	z Shear[lb]	LC	Torque[k-...	LC	y-y Mome...	LC	z-z Mome...	LC
7661		11	max	649.903	7	28.52	7	2.434	10	0	1	0	10	0	4
7662			min	57.828	4	2.165	4	-1.484	2	0	2	0	1	-.001	7
7663		12	max	649.708	7	28.442	7	2.421	10	0	1	0	10	0	4
7664			min	57.793	4	2.295	4	-1.355	2	0	2	0	1	-.002	7
7665		13	max	649.513	7	28.364	7	2.408	10	0	1	0	10	0	4
7666			min	57.758	4	2.425	4	-1.225	2	0	2	0	1	-.003	7
7667		14	max	649.318	7	28.285	7	2.395	10	0	1	0	10	0	4
7668			min	57.723	4	2.555	4	-1.095	2	0	2	0	3	-.003	7
7669		15	max	649.122	7	28.207	7	2.382	10	0	1	0	10	0	4
7670			min	57.688	4	2.684	4	-.965	2	0	2	0	3	-.004	7
7671		16	max	648.927	7	28.129	7	2.369	10	0	1	0	10	0	4
7672			min	57.653	4	2.814	4	-.835	2	0	2	0	3	-.005	7
7673		17	max	648.732	7	28.051	7	2.356	10	0	1	0	10	0	4
7674			min	57.619	4	2.944	4	-.705	2	0	2	0	3	-.005	7
7675		18	max	648.537	7	27.973	7	2.343	10	0	1	.001	10	0	4
7676			min	57.584	4	3.074	4	-.575	2	0	2	0	3	-.006	7
7677		19	max	648.342	7	27.894	7	2.33	10	0	1	.001	10	0	4
7678			min	57.549	4	3.204	4	-.446	2	0	2	0	3	-.007	7
7679		20	max	648.147	7	27.816	7	2.317	10	0	1	.001	10	0	4
7680			min	57.514	4	3.334	4	-.316	2	0	2	0	2	-.008	7
7681	M229A	1	max	-97.649	4	2.867	6	2.94	1	0	1	0	2	.002	2
7682			min	-898.722	7	-.581	1	-2.858	2	0	2	0	1	0	1
7683		2	max	-97.763	4	2.743	6	2.822	1	0	1	0	2	.002	2
7684			min	-898.814	7	-.687	1	-2.74	2	0	2	0	1	0	1
7685		3	max	-97.877	4	2.619	6	2.703	1	0	1	0	2	.002	2
7686			min	-898.907	7	-.792	1	-2.621	2	0	2	0	1	0	1
7687		4	max	-97.991	4	2.495	6	2.585	1	0	1	0	2	.002	2
7688			min	-899	7	-.898	1	-2.503	2	0	2	0	1	0	1
7689		5	max	-98.105	4	2.371	6	2.467	1	0	1	0	2	.002	2
7690			min	-899.093	7	-1.004	1	-2.385	2	0	2	0	1	0	1
7691		6	max	-98.218	4	2.247	6	2.349	1	0	1	0	2	.001	2
7692			min	-899.186	7	-1.11	1	-2.267	2	0	2	0	1	0	1
7693		7	max	-98.332	4	2.229	2	2.23	1	0	1	0	5	.001	2
7694			min	-899.279	7	-1.216	1	-2.148	2	0	2	0	6	0	1
7695		8	max	-98.446	4	2.278	2	2.112	1	0	1	0	1	.001	2
7696			min	-899.372	7	-1.322	1	-2.03	2	0	2	0	2	0	1
7697		9	max	-98.56	4	2.327	2	1.994	1	0	1	0	1	.001	2
7698			min	-899.465	7	-1.427	1	-1.912	2	0	2	0	2	0	1
7699		10	max	-98.674	4	2.377	2	1.876	1	0	1	0	1	.001	2
7700			min	-899.558	7	-1.533	1	-1.794	2	0	2	0	2	0	1
7701		11	max	-98.788	4	2.426	2	1.757	1	0	1	0	1	.001	2
7702			min	-899.651	7	-1.639	1	-1.676	2	0	2	0	2	0	1
7703		12	max	-98.902	4	2.475	2	1.639	1	0	1	0	1	.001	2
7704			min	-899.744	7	-1.745	1	-1.557	2	0	2	0	2	0	1
7705		13	max	-99.015	4	2.524	2	1.521	1	0	1	0	1	0	2
7706			min	-899.837	7	-1.851	1	-1.439	2	0	2	0	2	0	1
7707		14	max	-99.129	4	2.574	2	1.403	1	0	1	0	1	0	2
7708			min	-899.93	7	-1.956	1	-1.321	2	0	2	0	2	0	1
7709		15	max	-99.243	4	2.623	2	1.285	1	0	1	0	1	0	6
7710			min	-900.023	7	-2.062	1	-1.203	2	0	2	0	2	0	1
7711		16	max	-99.357	4	2.672	2	1.166	1	0	1	0	1	0	6
7712			min	-900.116	7	-2.168	1	-1.084	2	0	2	0	2	0	1

Envelope Member Section Forces (Continued)

	Member	Sec		Axial[lb]	LC	y Shear[lb]	LC	z Shear[lb]	LC	Torque[k-...	LC	y-y Mome...	LC	z-z Mome...	LC
7713		17	max	-99.471	4	2.721	2	1.048	1	0	1	0	1	0	6
7714			min	-900.209	7	-2.274	1	-.966	2	0	2	0	2	0	1
7715		18	max	-99.585	4	2.77	2	.93	1	0	1	0	1	0	6
7716			min	-900.302	7	-2.38	1	-.848	2	0	2	0	2	0	1
7717		19	max	-99.699	4	2.82	2	.812	1	0	1	0	1	0	6
7718			min	-900.395	7	-2.486	1	-.73	2	0	2	0	2	0	1
7719		20	max	-99.812	4	2.869	2	.693	1	0	1	0	1	0	7
7720			min	-900.488	7	-2.591	1	-.611	2	0	2	0	2	0	1
7721	M230A	1	max	664.33	7	35.157	7	4.506	10	0	2	0	2	.007	7
7722			min	-19.538	4	10.86	4	-.04	2	0	10	0	1	.002	4
7723		2	max	664.177	7	35.095	7	4.497	10	0	2	0	2	.006	7
7724			min	-19.563	4	10.951	4	.052	2	0	10	0	1	.002	4
7725		3	max	664.024	7	35.034	7	4.488	10	0	2	0	2	.005	7
7726			min	-19.587	4	11.043	4	.119	4	0	10	0	1	.002	1
7727		4	max	663.871	7	34.972	7	4.479	10	0	2	0	2	.005	6
7728			min	-19.612	4	11.135	4	.027	4	0	10	0	1	.002	1
7729		5	max	663.718	7	34.91	7	4.47	10	0	2	0	2	.004	6
7730			min	-19.637	4	11.226	4	-.064	4	0	10	0	1	.001	1
7731		6	max	663.565	7	34.849	7	4.461	10	0	2	0	2	.003	6
7732			min	-19.661	4	11.318	4	-.156	4	0	10	0	1	.001	1
7733		7	max	663.412	7	34.787	7	4.451	10	0	2	0	2	.002	6
7734			min	-19.686	4	11.41	4	-.248	4	0	10	0	1	0	1
7735		8	max	663.258	7	34.725	7	4.442	10	0	2	0	10	.002	8
7736			min	-19.71	4	11.501	4	-.34	4	0	10	0	1	0	3
7737		9	max	663.105	7	34.664	7	4.433	10	0	2	0	10	0	8
7738			min	-19.735	4	11.593	4	-.431	4	0	10	0	1	0	3
7739		10	max	662.952	7	34.602	7	4.424	10	0	2	0	10	0	9
7740			min	-19.759	4	11.685	4	-.523	4	0	10	0	1	0	3
7741		11	max	662.799	7	34.54	7	4.415	10	0	2	0	10	0	4
7742			min	-19.784	4	11.776	4	-.615	4	0	10	0	1	0	7
7743		12	max	662.646	7	34.479	7	4.406	10	0	2	0	10	0	4
7744			min	-19.809	4	11.868	4	-.706	4	0	10	0	1	-.001	7
7745		13	max	662.493	7	34.417	7	4.396	10	0	2	0	10	0	4
7746			min	-19.833	4	11.96	4	-.798	4	0	10	0	1	-.002	7
7747		14	max	662.34	7	34.432	6	4.387	10	0	2	0	10	0	4
7748			min	-19.858	4	12.051	4	-.89	4	0	10	0	1	-.003	7
7749		15	max	662.187	7	34.494	6	4.378	10	0	2	.001	10	-.001	4
7750			min	-19.882	4	12.143	4	-.981	4	0	10	0	1	-.004	7
7751		16	max	662.034	7	34.555	6	4.369	10	0	2	.001	10	-.001	4
7752			min	-19.907	4	12.235	4	-1.073	4	0	10	0	1	-.004	7
7753		17	max	661.881	7	34.617	6	4.36	10	0	2	.001	10	-.002	4
7754			min	-19.931	4	12.201	1	-1.165	4	0	10	0	1	-.005	7
7755		18	max	661.728	7	34.679	6	4.351	10	0	2	.001	10	-.002	4
7756			min	-19.956	4	12.109	1	-1.256	4	0	10	0	1	-.006	7
7757		19	max	661.575	7	34.74	6	4.341	10	0	2	.001	10	-.002	4
7758			min	-19.981	4	12.018	1	-1.348	4	0	10	0	1	-.006	7
7759		20	max	661.422	7	34.802	6	4.332	10	0	2	.002	10	-.002	4
7760			min	-20.005	4	11.926	1	-1.44	4	0	10	0	1	-.007	7
7761	M231A	1	max	-43.477	1	6.201	3	1.884	10	0	1	0	2	.001	3
7762			min	-1496.826	6	-6.572	4	-.778	3	0	10	0	10	0	4
7763		2	max	-43.422	1	6.114	3	1.875	10	0	1	0	2	.001	3
7764			min	-1497.001	6	-6.532	4	-.68	3	0	10	0	1	0	4

Envelope Member Section Forces (Continued)

	Member	Sec		Axial[lb]	LC	y Shear[lb]	LC	z Shear[lb]	LC	Torque[k-...	LC	y-y Mome...	LC	z-z Mome...	LC
7765		3	max	-43.367	1	6.027	3	1.865	10	0	1	0	2	0	7
7766			min	-1497.177	6	-6.493	4	-.582	3	0	10	0	1	0	4
7767		4	max	-43.313	1	5.94	3	1.855	10	0	1	0	2	0	7
7768			min	-1497.353	6	-6.454	4	-.484	3	0	10	0	1	0	4
7769		5	max	-43.258	1	5.852	3	1.845	10	0	1	0	2	0	7
7770			min	-1497.529	6	-6.414	4	-.386	3	0	10	0	1	0	4
7771		6	max	-43.203	1	5.765	3	1.835	10	0	1	0	2	0	7
7772			min	-1497.705	6	-6.375	4	-.288	3	0	10	0	1	0	4
7773		7	max	-43.149	1	5.678	3	1.826	10	0	1	0	2	0	6
7774			min	-1497.88	6	-6.336	4	-.19	3	0	10	0	1	0	1
7775		8	max	-43.094	1	5.591	3	1.816	10	0	1	0	2	0	8
7776			min	-1498.056	6	-6.296	4	-.092	3	0	10	0	1	0	1
7777		9	max	-43.039	1	5.504	3	1.806	10	0	1	0	2	0	8
7778			min	-1498.232	6	-6.257	4	.006	3	0	10	0	1	0	3
7779		10	max	-42.984	1	5.417	3	1.796	10	0	1	0	2	.001	8
7780			min	-1498.408	6	-6.217	4	.004	4	0	10	0	1	0	3
7781		11	max	-42.93	1	5.33	3	1.786	10	0	1	0	2	.001	9
7782			min	-1498.584	6	-6.178	4	-.094	4	0	10	0	1	0	3
7783		12	max	-42.875	1	5.243	3	1.777	10	0	1	0	10	.001	9
7784			min	-1498.759	6	-6.149	9	-.192	4	0	10	0	1	0	3
7785		13	max	-42.82	1	5.156	3	1.767	10	0	1	0	10	.001	9
7786			min	-1498.935	6	-6.179	9	-.29	4	0	10	0	1	0	3
7787		14	max	-42.765	1	5.069	3	1.757	10	0	1	0	10	.002	9
7788			min	-1499.111	6	-6.209	9	-.388	4	0	10	0	1	0	3
7789		15	max	-42.711	1	4.982	3	1.747	10	0	1	0	10	.002	9
7790			min	-1499.287	6	-6.24	9	-.486	4	0	10	0	1	0	3
7791		16	max	-42.656	1	4.895	3	1.737	10	0	1	0	10	.002	9
7792			min	-1499.463	6	-6.27	9	-.584	4	0	10	0	1	-.001	3
7793		17	max	-42.601	1	4.807	3	1.728	10	0	1	0	10	.002	9
7794			min	-1499.638	6	-6.3	9	-.682	4	0	10	0	1	-.001	3
7795		18	max	-42.547	1	4.72	3	1.718	10	0	1	0	10	.002	9
7796			min	-1499.814	6	-6.33	9	-.78	4	0	10	0	1	-.001	3
7797		19	max	-42.492	1	4.633	3	1.708	10	0	1	0	10	.002	9
7798			min	-1499.99	6	-6.36	9	-.878	4	0	10	0	1	-.001	3
7799		20	max	-42.437	1	4.546	3	1.698	10	0	1	0	10	.003	9
7800			min	-1500.166	6	-6.39	9	-.976	4	0	10	0	1	-.002	3
7801	M232A	1	max	1075.562	6	45.667	6	3.429	2	0	2	0	4	.007	6
7802			min	36.45	1	7.14	1	-3.096	1	0	1	0	2	.001	1
7803		2	max	1075.443	6	45.715	6	3.492	2	0	2	0	4	.007	6
7804			min	36.434	1	7.077	1	-3.158	1	0	1	0	2	.001	1
7805		3	max	1075.324	6	45.763	6	3.554	2	0	2	0	4	.006	6
7806			min	36.417	1	7.015	1	-3.221	1	0	1	0	3	0	1
7807		4	max	1075.205	6	45.812	6	3.617	2	0	2	0	10	.005	6
7808			min	36.4	1	6.952	1	-3.284	1	0	1	0	3	0	1
7809		5	max	1075.086	6	45.86	6	3.68	2	0	2	0	10	.004	6
7810			min	36.383	1	6.89	1	-3.346	1	0	1	0	3	0	1
7811		6	max	1074.967	6	45.908	6	3.742	2	0	2	0	10	.003	6
7812			min	36.366	1	6.827	1	-3.409	1	0	1	0	1	0	1
7813		7	max	1074.847	6	45.957	6	3.805	2	0	2	0	10	.002	6
7814			min	36.35	1	6.764	1	-3.471	1	0	1	0	1	0	1
7815		8	max	1074.728	6	46.005	6	3.868	2	0	2	0	10	.002	6
7816			min	36.333	1	6.702	1	-3.534	1	0	1	0	1	0	1

Envelope Member Section Forces (Continued)

	Member	Sec		Axial[lb]	LC	y Shear[lb]	LC	z Shear[lb]	LC	Torque[k-...	LC	y-y Mome...	LC	z-z Mome...	LC
7817		9	max	1074.609	6	46.053	6	3.93	2	0	2	0	10	0	6
7818			min	36.316	1	6.639	1	-3.597	1	0	1	0	1	0	1
7819		10	max	1074.49	6	46.101	6	3.993	2	0	2	0	10	0	1
7820			min	36.299	1	6.576	1	-3.659	1	0	1	0	1	0	9
7821		11	max	1074.371	6	46.15	6	4.055	2	0	2	0	10	0	1
7822			min	36.283	1	6.514	1	-3.722	1	0	1	0	1	0	6
7823		12	max	1074.252	6	46.198	6	4.118	2	0	2	0	10	0	1
7824			min	36.266	1	6.451	1	-3.785	1	0	1	0	1	-.002	6
7825		13	max	1074.132	6	46.246	6	4.181	2	0	2	0	10	0	1
7826			min	36.249	1	6.389	1	-3.847	1	0	1	0	1	-.002	6
7827		14	max	1074.013	6	46.295	6	4.243	2	0	2	0	10	0	1
7828			min	36.232	1	6.326	1	-3.91	1	0	1	0	1	-.003	6
7829		15	max	1073.894	6	46.343	6	4.306	2	0	2	0	10	0	1
7830			min	36.215	1	6.263	1	-3.972	1	0	1	0	1	-.004	6
7831		16	max	1073.775	6	46.391	6	4.368	2	0	2	0	10	0	1
7832			min	36.199	1	6.201	1	-4.035	1	0	1	0	1	-.005	6
7833		17	max	1073.656	6	46.439	6	4.431	2	0	2	0	10	0	1
7834			min	36.182	1	6.138	1	-4.098	1	0	1	0	1	-.006	6
7835		18	max	1073.537	6	46.488	6	4.494	2	0	2	0	2	0	1
7836			min	36.165	1	6.076	1	-4.16	1	0	1	0	1	-.006	6
7837		19	max	1073.417	6	46.536	6	4.556	2	0	2	0	2	0	1
7838			min	36.148	1	6.013	1	-4.223	1	0	1	0	1	-.007	6
7839		20	max	1073.298	6	46.584	6	4.619	2	0	2	.001	2	0	1
7840			min	36.132	1	5.95	1	-4.286	1	0	1	0	1	-.008	6
7841	M233A	1	max	-112.886	1	5.364	6	1.657	2	0	1	0	1	.001	6
7842			min	-1324.787	6	.012	1	-1.505	1	0	10	0	10	0	1
7843		2	max	-112.847	1	5.278	6	1.724	2	0	1	0	1	.001	6
7844			min	-1324.925	6	-.048	1	-1.572	1	0	10	0	10	0	1
7845		3	max	-112.808	1	5.192	6	1.792	2	0	1	0	1	.001	6
7846			min	-1325.062	6	-.107	1	-1.64	1	0	10	0	10	0	1
7847		4	max	-112.77	1	5.105	6	1.859	2	0	1	0	1	.001	6
7848			min	-1325.2	6	-.167	1	-1.707	1	0	10	0	10	0	1
7849		5	max	-112.731	1	5.019	6	1.927	2	0	1	0	3	0	6
7850			min	-1325.337	6	-.226	1	-1.775	1	0	10	0	10	0	1
7851		6	max	-112.692	1	4.933	6	1.994	2	0	1	0	3	0	6
7852			min	-1325.474	6	-.286	1	-1.842	1	0	10	0	10	0	1
7853		7	max	-112.654	1	4.847	6	2.062	2	0	1	0	2	0	6
7854			min	-1325.612	6	-.345	1	-1.91	1	0	10	0	1	0	1
7855		8	max	-112.615	1	4.761	6	2.129	2	0	1	0	2	0	6
7856			min	-1325.749	6	-.404	1	-1.977	1	0	10	0	1	0	1
7857		9	max	-112.577	1	4.675	6	2.197	2	0	1	0	2	0	6
7858			min	-1325.886	6	-.464	1	-2.045	1	0	10	0	1	0	1
7859		10	max	-112.538	1	4.589	6	2.264	2	0	1	0	2	0	6
7860			min	-1326.024	6	-.523	1	-2.112	1	0	10	0	1	0	1
7861		11	max	-112.499	1	4.503	6	2.332	2	0	1	0	2	0	6
7862			min	-1326.161	6	-.583	1	-2.18	1	0	10	0	1	0	1
7863		12	max	-112.461	1	4.416	6	2.399	2	0	1	0	2	0	6
7864			min	-1326.299	6	-.642	1	-2.247	1	0	10	0	1	0	1
7865		13	max	-112.422	1	4.33	6	2.467	2	0	1	0	2	0	8
7866			min	-1326.436	6	-.701	1	-2.315	1	0	10	0	1	0	9
7867		14	max	-112.383	1	4.244	6	2.534	2	0	1	0	2	0	10
7868			min	-1326.573	6	-.761	1	-2.382	1	0	10	0	1	0	9

Envelope Member Section Forces (Continued)

	Member	Sec		Axial[lb]	LC	y Shear[lb]	LC	z Shear[lb]	LC	Torque[k-...	LC	y-y Mome...	LC	z-z Mome...	LC
7869		15	max	-112.345	1	4.158	6	2.602	2	0	1	0	2	0	1
7870			min	-1326.711	6	-.82	1	-2.45	1	0	10	0	1	0	9
7871		16	max	-112.306	1	4.072	6	2.669	2	0	1	0	2	0	1
7872			min	-1326.848	6	-.88	1	-2.517	1	0	10	0	1	0	9
7873		17	max	-112.267	1	3.986	6	2.737	2	0	1	0	2	0	1
7874			min	-1326.986	6	-.939	1	-2.585	1	0	10	0	1	0	6
7875		18	max	-112.229	1	3.9	6	2.804	2	0	1	0	2	0	1
7876			min	-1327.123	6	-.998	1	-2.652	1	0	10	0	1	0	6
7877		19	max	-112.19	1	3.814	6	2.872	2	0	1	0	2	0	1
7878			min	-1327.26	6	-1.058	1	-2.72	1	0	10	0	1	0	6
7879		20	max	-112.151	1	3.745	2	2.939	2	0	1	0	2	0	1
7880			min	-1327.398	6	-1.117	1	-2.787	1	0	10	0	1	0	6
7881	M234A	1	max	858.827	6	69.323	6	2.733	2	0	2	0	10	.009	6
7882			min	60.753	1	8.035	1	-2.701	1	0	1	0	2	.001	1
7883		2	max	858.73	6	69.363	6	2.784	2	0	2	0	10	.008	6
7884			min	60.74	1	7.984	1	-2.752	1	0	1	0	2	0	1
7885		3	max	858.633	6	69.402	6	2.835	2	0	2	0	10	.007	6
7886			min	60.726	1	7.933	1	-2.803	1	0	1	0	3	0	1
7887		4	max	858.536	6	69.441	6	2.886	2	0	2	0	10	.006	6
7888			min	60.712	1	7.882	1	-2.854	1	0	1	0	3	0	1
7889		5	max	858.439	6	69.481	6	2.937	2	0	2	0	10	.005	6
7890			min	60.699	1	7.831	1	-2.905	1	0	1	0	3	0	1
7891		6	max	858.342	6	69.52	6	2.988	2	0	2	0	10	.004	6
7892			min	60.685	1	7.78	1	-2.956	1	0	1	0	3	0	1
7893		7	max	858.245	6	69.559	6	3.039	2	0	2	0	10	.003	6
7894			min	60.671	1	7.729	1	-3.007	1	0	1	0	3	0	1
7895		8	max	858.148	6	69.599	6	3.09	2	0	2	0	10	.002	6
7896			min	60.658	1	7.678	1	-3.058	1	0	1	0	1	0	1
7897		9	max	858.05	6	69.638	6	3.141	2	0	2	0	10	.001	6
7898			min	60.644	1	7.627	1	-3.109	1	0	1	0	1	0	1
7899		10	max	857.953	6	69.677	6	3.192	2	0	2	0	10	0	6
7900			min	60.63	1	7.576	1	-3.16	1	0	1	0	1	0	1
7901		11	max	857.856	6	69.717	6	3.243	2	0	2	0	10	0	1
7902			min	60.617	1	7.525	1	-3.211	1	0	1	0	1	0	8
7903		12	max	857.759	6	69.756	6	3.294	2	0	2	0	10	0	1
7904			min	60.603	1	7.474	1	-3.262	1	0	1	0	1	-.002	6
7905		13	max	857.662	6	69.795	6	3.345	2	0	2	0	2	0	1
7906			min	60.589	1	7.423	1	-3.313	1	0	1	0	1	-.003	6
7907		14	max	857.565	6	69.835	6	3.396	2	0	2	0	2	0	1
7908			min	60.576	1	7.372	1	-3.364	1	0	1	0	1	-.004	6
7909		15	max	857.468	6	69.874	6	3.447	2	0	2	0	2	0	1
7910			min	60.562	1	7.321	1	-3.415	1	0	1	0	1	-.005	6
7911		16	max	857.371	6	69.913	6	3.498	2	0	2	0	2	0	1
7912			min	60.548	1	7.27	1	-3.466	1	0	1	0	1	-.006	6
7913		17	max	857.274	6	69.953	6	3.549	2	0	2	0	2	0	1
7914			min	60.535	1	7.219	1	-3.517	1	0	1	0	1	-.007	6
7915		18	max	857.177	6	69.992	6	3.6	2	0	2	0	2	0	1
7916			min	60.521	1	7.168	1	-3.568	1	0	1	0	1	-.008	6
7917		19	max	857.08	6	70.031	6	3.651	2	0	2	0	2	0	1
7918			min	60.507	1	7.117	1	-3.619	1	0	1	0	1	-.009	6
7919		20	max	856.983	6	70.071	6	3.702	2	0	2	0	2	-.001	1
7920			min	60.494	1	7.066	1	-3.67	1	0	1	0	1	-.01	6

Envelope Member Section Forces (Continued)

	Member	Sec		Axial[lb]	LC	y Shear[lb]	LC	z Shear[lb]	LC	Torque[k-...	LC	y-y Mome...	LC	z-z Mome...	LC
7921	M235	1	max	-79.131	1	-.689	1	1.497	2	0	1	0	1	0	1
7922			min	-1103.078	6	-5.925	6	-1.43	1	0	10	0	10	-.002	6
7923		2	max	-79.101	1	-.737	1	1.551	2	0	1	0	1	0	1
7924			min	-1103.19	6	-5.991	6	-1.484	1	0	10	0	10	-.002	6
7925		3	max	-79.071	1	-.786	1	1.606	2	0	1	0	1	0	1
7926			min	-1103.301	6	-6.056	6	-1.538	1	0	10	0	10	-.001	6
7927		4	max	-79.041	1	-.834	1	1.66	2	0	1	0	1	0	1
7928			min	-1103.413	6	-6.122	6	-1.593	1	0	10	0	10	-.001	6
7929		5	max	-79.011	1	-.882	1	1.714	2	0	1	0	1	0	1
7930			min	-1103.524	6	-6.188	6	-1.647	1	0	10	0	10	-.001	6
7931		6	max	-78.981	1	-.931	1	1.769	2	0	1	0	3	0	3
7932			min	-1103.636	6	-6.254	6	-1.701	1	0	10	0	10	-.001	6
7933		7	max	-78.951	1	-.979	1	1.823	2	0	1	0	3	0	3
7934			min	-1103.748	6	-6.32	6	-1.756	1	0	10	0	10	0	6
7935		8	max	-78.92	1	-1.028	1	1.877	2	0	1	0	3	0	3
7936			min	-1103.859	6	-6.386	6	-1.81	1	0	10	0	4	0	6
7937		9	max	-78.89	1	-1.076	1	1.932	2	0	1	0	2	0	3
7938			min	-1103.971	6	-6.451	6	-1.864	1	0	10	0	1	0	6
7939		10	max	-78.86	1	-1.125	1	1.986	2	0	1	0	2	0	3
7940			min	-1104.082	6	-6.517	6	-1.919	1	0	10	0	1	0	6
7941		11	max	-78.83	1	-1.173	1	2.04	2	0	1	0	2	0	3
7942			min	-1104.194	6	-6.583	6	-1.973	1	0	10	0	1	0	8
7943		12	max	-78.8	1	-1.222	1	2.095	2	0	1	0	2	0	3
7944			min	-1104.305	6	-6.649	6	-2.027	1	0	10	0	1	0	5
7945		13	max	-78.77	1	-1.27	1	2.149	2	0	1	0	2	0	2
7946			min	-1104.417	6	-6.715	6	-2.082	1	0	10	0	1	0	5
7947		14	max	-78.74	1	-1.319	1	2.203	2	0	1	0	2	0	2
7948			min	-1104.529	6	-6.78	6	-2.136	1	0	10	0	1	0	5
7949		15	max	-78.71	1	-1.367	1	2.258	2	0	1	0	2	0	2
7950			min	-1104.64	6	-6.846	6	-2.19	1	0	10	0	1	0	1
7951		16	max	-78.68	1	-1.415	1	2.312	2	0	1	0	2	0	6
7952			min	-1104.752	6	-6.912	6	-2.245	1	0	10	0	1	0	1
7953		17	max	-78.65	1	-1.464	1	2.366	2	0	1	0	2	0	6
7954			min	-1104.863	6	-6.978	6	-2.299	1	0	10	0	1	0	1
7955		18	max	-78.62	1	-1.512	1	2.421	2	0	1	0	2	0	6
7956			min	-1104.975	6	-7.044	6	-2.353	1	0	10	0	1	0	1
7957		19	max	-78.59	1	-1.561	1	2.475	2	0	1	0	2	0	6
7958			min	-1105.086	6	-7.11	6	-2.408	1	0	10	0	1	0	1
7959		20	max	-78.56	1	-1.609	1	2.529	2	0	1	0	2	0	6
7960			min	-1105.198	6	-7.175	6	-2.462	1	0	10	0	1	0	1
7961	M236	1	max	2935.375	6	6327.813	8	6340.26	6	.017	4	.309	6	-.013	3
7962			min	223.527	1	429.693	3	381.125	1	-.081	10	.013	1	-.303	8
7963		2	max	2935.375	6	6327.813	8	6340.26	6	.017	4	.383	6	-.019	3
7964			min	223.527	1	429.693	3	381.125	1	-.081	10	.017	1	-.378	8
7965		3	max	2935.375	6	6327.813	8	6340.26	6	.017	4	.458	6	-.024	3
7966			min	223.527	1	429.693	3	381.125	1	-.081	10	.022	1	-.452	8
7967		4	max	2935.375	6	6327.813	8	6340.26	6	.017	4	.532	6	-.029	3
7968			min	223.527	1	429.693	3	381.125	1	-.081	10	.026	1	-.526	8
7969		5	max	2935.375	6	6327.813	8	6340.26	6	.017	4	.606	6	-.034	3
7970			min	223.527	1	429.693	3	381.125	1	-.081	10	.031	1	-.601	8
7971		6	max	2935.375	6	6327.813	8	6340.26	6	.017	4	.681	6	-.039	3
7972			min	223.527	1	429.693	3	381.125	1	-.081	10	.035	1	-.675	8

Envelope Member Section Forces (Continued)

	Member	Sec		Axial[lb]	LC	y Shear[lb]	LC	z Shear[lb]	LC	Torque[k-...	LC	y-y Mome...	LC	z-z Mome...	LC
7973		7	max	2935.375	6	6327.813	8	6340.26	6	.017	4	.755	6	-.044	3
7974			min	223.527	1	429.693	3	381.125	1	-.081	10	.04	1	-.749	8
7975		8	max	2935.375	6	6327.813	8	6340.26	6	.017	4	.83	6	-.049	3
7976			min	223.527	1	429.693	3	381.125	1	-.081	10	.044	1	-.824	8
7977		9	max	2935.375	6	6327.813	8	6340.26	6	.017	4	.904	6	-.054	3
7978			min	223.527	1	429.693	3	381.125	1	-.081	10	.049	1	-.898	8
7979		10	max	2935.375	6	6327.813	8	6340.26	6	.017	4	.979	6	-.059	3
7980			min	223.527	1	429.693	3	381.125	1	-.081	10	.053	1	-.972	8
7981		11	max	2935.375	6	6327.813	8	6340.26	6	.017	4	1.053	6	-.064	3
7982			min	223.527	1	429.693	3	381.125	1	-.081	10	.058	1	-1.047	8
7983		12	max	2935.375	6	6327.813	8	6340.26	6	.017	4	1.128	6	-.069	3
7984			min	223.527	1	429.693	3	381.125	1	-.081	10	.062	1	-1.121	8
7985		13	max	2935.375	6	6327.813	8	6340.26	6	.017	4	1.202	6	-.074	3
7986			min	223.527	1	429.693	3	381.125	1	-.081	10	.067	1	-1.196	8
7987		14	max	2935.375	6	6327.813	8	6340.26	6	.017	4	1.277	6	-.079	3
7988			min	223.527	1	429.693	3	381.125	1	-.081	10	.071	1	-1.27	8
7989		15	max	2935.375	6	6327.813	8	6340.26	6	.017	4	1.351	6	-.084	3
7990			min	223.527	1	429.693	3	381.125	1	-.081	10	.076	1	-1.344	8
7991		16	max	2935.375	6	6327.813	8	6340.26	6	.017	4	1.426	6	-.089	3
7992			min	223.527	1	429.693	3	381.125	1	-.081	10	.08	1	-1.419	8
7993		17	max	2935.375	6	6327.813	8	6340.26	6	.017	4	1.5	6	-.094	3
7994			min	223.527	1	429.693	3	381.125	1	-.081	10	.085	1	-1.493	8
7995		18	max	2935.375	6	6327.813	8	6340.26	6	.017	4	1.575	6	-.099	3
7996			min	223.527	1	429.693	3	381.125	1	-.081	10	.089	1	-1.567	8
7997		19	max	2935.375	6	6327.813	8	6340.26	6	.017	4	1.649	6	-.104	3
7998			min	223.527	1	429.693	3	381.125	1	-.081	10	.094	1	-1.642	8
7999		20	max	2935.375	6	6327.813	8	6340.26	6	.017	4	1.724	6	-.109	3
8000			min	223.527	1	429.693	3	381.125	1	-.081	10	.098	1	-1.716	8
8001	M237	1	max	4313.868	8	-212.77	2	247.34	3	.106	4	.143	1	-.189	3
8002			min	699.323	3	-1374.98	5	-232.773	4	-.11	2	-.15	2	-.61	8
8003		2	max	4313.868	8	-212.77	2	247.34	3	.106	4	.141	1	-.183	3
8004			min	699.323	3	-1374.98	5	-232.773	4	-.11	2	-.148	2	-.601	8
8005		3	max	4313.868	8	-212.77	2	247.34	3	.106	4	.14	1	-.178	3
8006			min	699.323	3	-1374.98	5	-232.773	4	-.11	2	-.146	2	-.591	8
8007		4	max	4313.868	8	-212.77	2	247.34	3	.106	4	.138	1	-.172	3
8008			min	699.323	3	-1374.98	5	-232.773	4	-.11	2	-.144	2	-.582	8
8009		5	max	4313.868	8	-212.77	2	247.34	3	.106	4	.136	1	-.166	3
8010			min	699.323	3	-1374.98	5	-232.773	4	-.11	2	-.142	2	-.573	8
8011		6	max	4313.868	8	-212.77	2	247.34	3	.106	4	.135	1	-.16	3
8012			min	699.323	3	-1374.98	5	-232.773	4	-.11	2	-.14	2	-.563	8
8013		7	max	4313.868	8	-212.77	2	247.34	3	.106	4	.133	1	-.155	3
8014			min	699.323	3	-1374.98	5	-232.773	4	-.11	2	-.139	2	-.554	8
8015		8	max	4313.868	8	-212.77	2	247.34	3	.106	4	.131	1	-.149	3
8016			min	699.323	3	-1374.98	5	-232.773	4	-.11	2	-.137	2	-.544	8
8017		9	max	4313.868	8	-212.77	2	247.34	3	.106	4	.129	1	-.143	3
8018			min	699.323	3	-1374.98	5	-232.773	4	-.11	2	-.135	2	-.535	8
8019		10	max	4313.868	8	-212.77	2	247.34	3	.106	4	.128	1	-.138	3
8020			min	699.323	3	-1374.98	5	-232.773	4	-.11	2	-.133	2	-.525	8
8021		11	max	4313.868	8	-212.77	2	247.34	3	.106	4	.126	1	-.132	3
8022			min	699.323	3	-1374.98	5	-232.773	4	-.11	2	-.131	2	-.516	8
8023		12	max	4313.868	8	-212.77	2	247.34	3	.106	4	.124	1	-.126	3
8024			min	699.323	3	-1374.98	5	-232.773	4	-.11	2	-.129	2	-.507	8

Envelope Member Section Forces (Continued)

	Member	Sec		Axial[lb]	LC	y Shear[lb]	LC	z Shear[lb]	LC	Torque[k-...	LC	y-y Mome...	LC	z-z Mome...	LC
8025		13	max	4313.868	8	-212.77	2	247.34	3	.106	4	.123	1	-.12	3
8026			min	699.323	3	-1374.98	5	-232.773	4	-.11	2	-.128	2	-.497	8
8027		14	max	4313.868	8	-212.77	2	247.34	3	.106	4	.121	1	-.115	3
8028			min	699.323	3	-1374.98	5	-232.773	4	-.11	2	-.126	2	-.488	8
8029		15	max	4313.868	8	-212.77	2	247.34	3	.106	4	.119	1	-.109	3
8030			min	699.323	3	-1374.98	5	-232.773	4	-.11	2	-.124	2	-.478	8
8031		16	max	4313.868	8	-212.77	2	247.34	3	.106	4	.117	1	-.103	3
8032			min	699.323	3	-1374.98	5	-232.773	4	-.11	2	-.122	2	-.469	8
8033		17	max	4313.868	8	-212.77	2	247.34	3	.106	4	.116	1	-.098	3
8034			min	699.323	3	-1374.98	5	-232.773	4	-.11	2	-.12	2	-.459	8
8035		18	max	4313.868	8	-212.77	2	247.34	3	.106	4	.114	1	-.092	3
8036			min	699.323	3	-1374.98	5	-232.773	4	-.11	2	-.119	2	-.45	8
8037		19	max	4313.868	8	-212.77	2	247.34	3	.106	4	.112	1	-.086	3
8038			min	699.323	3	-1374.98	5	-232.773	4	-.11	2	-.117	2	-.441	8
8039		20	max	4313.868	8	-212.77	2	247.34	3	.106	4	.111	1	-.081	3
8040			min	699.323	3	-1374.98	5	-232.773	4	-.11	2	-.115	2	-.431	8
8041	M238	1	max	3327.042	6	3797.338	8	3800.293	6	.282	4	.197	4	.185	1
8042			min	255.529	1	957.902	3	994.614	1	-.296	3	-.173	3	-.206	2
8043		2	max	3327.042	6	3797.338	8	3800.293	6	.282	4	.207	4	.175	1
8044			min	255.529	1	957.902	3	994.614	1	-.296	3	-.164	3	-.215	2
8045		3	max	3327.042	6	3797.338	8	3800.293	6	.282	4	.217	4	.165	1
8046			min	255.529	1	957.902	3	994.614	1	-.296	3	-.154	3	-.225	2
8047		4	max	3327.042	6	3797.338	8	3800.293	6	.282	4	.227	2	.156	1
8048			min	255.529	1	957.902	3	994.614	1	-.296	3	-.146	1	-.234	2
8049		5	max	3327.042	6	3797.338	8	3800.293	6	.282	4	.239	2	.146	1
8050			min	255.529	1	957.902	3	994.614	1	-.296	3	-.139	1	-.244	2
8051		6	max	3327.042	6	3797.338	8	3800.293	6	.282	4	.251	2	.136	1
8052			min	255.529	1	957.902	3	994.614	1	-.296	3	-.132	1	-.253	2
8053		7	max	3327.042	6	3797.338	8	3800.293	6	.282	4	.264	2	.126	1
8054			min	255.529	1	957.902	3	994.614	1	-.296	3	-.125	1	-.263	2
8055		8	max	3327.042	6	3797.338	8	3800.293	6	.282	4	.276	2	.116	1
8056			min	255.529	1	957.902	3	994.614	1	-.296	3	-.118	1	-.272	2
8057		9	max	3327.042	6	3797.338	8	3800.293	6	.282	4	.298	8	.106	1
8058			min	255.529	1	957.902	3	994.614	1	-.296	3	-.111	1	-.293	6
8059		10	max	3327.042	6	3797.338	8	3800.293	6	.282	4	.324	8	.097	1
8060			min	255.529	1	957.902	3	994.614	1	-.296	3	-.104	1	-.319	6
8061		11	max	3327.042	6	3797.338	8	3800.293	6	.282	4	.35	6	.089	3
8062			min	255.529	1	957.902	3	994.614	1	-.296	3	-.097	1	-.345	6
8063		12	max	3327.042	6	3797.338	8	3800.293	6	.282	4	.377	6	.083	3
8064			min	255.529	1	957.902	3	994.614	1	-.296	3	-.091	1	-.37	6
8065		13	max	3327.042	6	3797.338	8	3800.293	6	.282	4	.403	6	.076	3
8066			min	255.529	1	957.902	3	994.614	1	-.296	3	-.084	1	-.397	8
8067		14	max	3327.042	6	3797.338	8	3800.293	6	.282	4	.43	6	.069	3
8068			min	255.529	1	957.902	3	994.614	1	-.296	3	-.077	1	-.423	8
8069		15	max	3327.042	6	3797.338	8	3800.293	6	.282	4	.456	6	.063	3
8070			min	255.529	1	957.902	3	994.614	1	-.296	3	-.07	1	-.45	8
8071		16	max	3327.042	6	3797.338	8	3800.293	6	.282	4	.483	6	.056	3
8072			min	255.529	1	957.902	3	994.614	1	-.296	3	-.063	1	-.476	8
8073		17	max	3327.042	6	3797.338	8	3800.293	6	.282	4	.509	6	.049	3
8074			min	255.529	1	957.902	3	994.614	1	-.296	3	-.056	1	-.502	8
8075		18	max	3327.042	6	3797.338	8	3800.293	6	.282	4	.536	6	.043	3
8076			min	255.529	1	957.902	3	994.614	1	-.296	3	-.049	1	-.529	8

Envelope Member Section Forces (Continued)

	Member	Sec		Axial[lb]	LC	y Shear[lb]	LC	z Shear[lb]	LC	Torque[k-...	LC	y-y Mome...	LC	z-z Mome...	LC
8077		19	max	3327.042	6	3797.338	8	3800.293	6	.282	4	.562	6	.036	3
8078			min	255.529	1	957.902	3	994.614	1	-.296	3	-.042	1	-.555	8
8079		20	max	3327.042	6	3797.338	8	3800.293	6	.282	4	.588	6	.029	3
8080			min	255.529	1	957.902	3	994.614	1	-.296	3	-.035	1	-.582	8
8081	M215B	1	max	-998.362	3	231.172	4	-217.433	1	.028	1	.228	6	.153	2
8082			min	-3249.291	8	-245.54	3	-3100.619	6	-.029	2	.017	1	-.147	1
8083		2	max	-997.56	3	230.371	4	-217.027	1	.028	1	.074	6	.164	2
8084			min	-3249.509	8	-244.738	3	-3099.694	6	-.029	2	.006	1	-.159	1
8085		3	max	-996.759	3	229.569	4	-216.622	1	.028	1	-.004	3	.176	3
8086			min	-3249.728	8	-243.936	3	-3098.769	6	-.029	2	-.08	8	-.17	1
8087		4	max	-995.957	3	228.767	4	-216.216	1	.028	1	-.015	3	.188	3
8088			min	-3249.947	8	-243.135	3	-3097.843	6	-.029	2	-.233	8	-.181	4
8089		5	max	2059.117	8	537.764	1	214.575	6	.018	2	.016	9	.159	1
8090			min	630.009	3	-555.152	2	31.276	1	-.018	1	-.004	10	-.164	2
8091		6	max	2058.898	8	536.962	1	215.501	6	.018	2	.017	9	.132	1
8092			min	630.81	3	-554.351	2	31.681	1	-.018	1	-.002	3	-.137	2
8093		7	max	2058.679	8	536.161	1	216.426	6	.018	2	.019	9	.105	1
8094			min	631.612	3	-553.549	2	32.087	1	-.018	1	0	3	-.109	2
8095		8	max	2058.461	8	535.359	1	217.351	6	.018	2	.03	6	.079	4
8096			min	632.413	3	-552.748	2	32.492	1	-.018	1	.002	1	-.082	3
8097		9	max	2058.242	8	534.558	1	218.276	6	.018	2	.04	6	.052	4
8098			min	633.215	3	-551.946	2	32.898	1	-.018	1	.004	1	-.055	3
8099		10	max	3.869	4	3.87	4	-1.958	9	0	11	0	8	0	4
8100			min	-3.869	3	-3.87	2	-4.466	5	0	1	0	1	0	2
8101		11	max	3.067	4	3.068	4	-1.552	9	0	11	0	8	0	4
8102			min	-3.068	3	-3.068	2	-3.541	5	0	1	0	1	0	2
8103		12	max	2.266	4	2.266	4	-1.147	9	0	11	0	10	0	3
8104			min	-2.266	3	-2.266	2	-2.616	5	0	1	0	5	0	1
8105		13	max	1.464	4	1.465	4	-.741	9	0	11	0	10	0	3
8106			min	-1.464	3	-1.465	2	-1.691	5	0	1	0	5	0	1
8107		14	max	.662	4	.663	4	-.336	9	0	11	0	10	0	3
8108			min	-.663	3	-.663	2	-.766	5	0	1	0	5	0	1
8109		15	max	.139	1	.138	3	.16	8	0	11	0	10	0	3
8110			min	-.139	2	-.138	1	.07	3	0	1	0	5	0	1
8111		16	max	.94	1	.94	3	1.085	8	0	11	0	10	0	3
8112			min	-.941	2	-.94	1	.476	3	0	1	0	5	0	1
8113		17	max	1.742	1	1.741	3	2.01	8	0	11	0	10	0	3
8114			min	-1.742	2	-1.741	1	.881	3	0	1	0	5	0	1
8115		18	max	2.543	1	2.543	3	2.935	8	0	11	0	8	0	4
8116			min	-2.544	2	-2.543	1	1.287	3	0	1	0	1	0	2
8117		19	max	3.345	1	3.345	3	3.861	8	0	11	0	8	0	4
8118			min	-3.345	2	-3.345	1	1.692	3	0	1	0	1	0	2
8119		20	max	4.147	1	4.146	3	4.786	8	0	11	0	8	0	4
8120			min	-4.147	2	-4.146	1	2.098	3	0	1	0	1	0	2
8121	M216A	1	max	953.765	1	154.471	1	250.049	6	.004	1	-.004	1	.124	1
8122			min	-2815.275	6	-158.143	3	23.138	1	-.004	2	-.037	6	-.128	3
8123		2	max	954.609	1	153.628	1	251.022	6	.004	1	-.003	1	.116	1
8124			min	-2815.505	6	-157.299	3	23.565	1	-.004	2	-.023	6	-.12	3
8125		3	max	955.453	1	152.784	1	251.996	6	.004	1	-.002	1	.108	1
8126			min	-2815.735	6	-156.456	3	23.991	1	-.004	2	-.01	6	-.112	3
8127		4	max	956.296	1	151.94	1	252.97	6	.004	1	.003	6	.1	1
8128			min	-2815.965	6	-155.612	3	24.418	1	-.004	2	0	1	-.104	3

Envelope Member Section Forces (Continued)

	Member	Sec		Axial[lb]	LC	y Shear[lb]	LC	z Shear[lb]	LC	Torque[k-...	LC	y-y Mome...	LC	z-z Mome...	LC
8129		5	max	957.14	1	151.097	1	253.944	6	.004	1	.016	6	.092	1
8130			min	-2816.196	6	-154.769	3	24.845	1	-.004	2	0	1	-.095	3
8131		6	max	832.279	1	143.437	4	167.169	6	.005	1	-.003	1	.085	1
8132			min	-4064.397	6	-147.876	3	19.033	1	-.005	2	-.025	6	-.088	3
8133		7	max	833.123	1	142.594	4	168.143	6	.005	1	-.002	1	.078	1
8134			min	-4064.627	6	-147.032	3	19.46	1	-.005	2	-.016	6	-.08	3
8135		8	max	833.966	1	141.75	4	169.117	6	.005	1	-.001	1	.07	1
8136			min	-4064.857	6	-146.188	3	19.887	1	-.005	2	-.007	6	-.073	3
8137		9	max	834.81	1	140.906	4	170.091	6	.005	1	.002	6	.063	1
8138			min	-4065.087	6	-145.345	3	20.314	1	-.005	2	0	1	-.065	3
8139		10	max	835.654	1	140.063	4	171.065	6	.005	1	.011	6	.055	1
8140			min	-4065.318	6	-144.501	3	20.741	1	-.005	2	0	1	-.057	3
8141		11	max	836.497	1	139.219	4	172.038	6	.005	1	.02	6	.048	1
8142			min	-4065.548	6	-143.657	3	21.167	1	-.005	2	.002	1	-.05	3
8143		12	max	837.341	1	138.376	4	173.012	6	.005	1	.029	6	.041	1
8144			min	-4065.778	6	-142.814	3	21.594	1	-.005	2	.003	1	-.042	3
8145		13	max	669.358	1	127.789	4	82.038	1	.007	1	-.002	2	.035	1
8146			min	-5158.468	6	-132.144	3	-112.35	2	-.008	2	-.009	9	-.036	2
8147		14	max	670.201	1	126.945	4	82.464	1	.007	1	0	3	.028	1
8148			min	-5158.699	6	-131.301	3	-111.923	2	-.008	2	-.011	8	-.03	2
8149		15	max	671.045	1	126.102	4	82.891	1	.007	1	.005	1	.022	1
8150			min	-5158.929	6	-130.457	3	-111.496	2	-.008	2	-.015	6	-.024	2
8151		16	max	671.889	1	125.258	4	83.318	1	.007	1	.009	1	.016	1
8152			min	-5159.159	6	-129.613	3	-111.07	2	-.008	2	-.019	2	-.017	2
8153		17	max	672.732	1	124.414	4	83.745	1	.007	1	.013	1	.009	1
8154			min	-5159.389	6	-128.77	3	-110.643	2	-.008	2	-.025	2	-.015	10
8155		18	max	4600.267	1	151.275	2	507.071	1	.009	10	.08	2	.56	2
8156			min	-7122.887	2	-140.17	1	-735.608	2	-.006	1	-.038	1	-.561	1
8157		19	max	4601.111	1	152.119	2	507.498	1	.009	10	.049	6	.552	2
8158			min	-7123.731	2	-141.014	1	-735.181	2	-.006	1	-.011	1	-.554	1
8159		20	max	4601.954	1	152.963	2	507.925	1	.009	10	.028	7	.544	2
8160			min	-7124.574	2	-141.858	1	-734.755	2	-.006	1	.002	9	-.546	1
8161	M217A	1	max	4150.429	1	153.352	2	61.834	7	.006	10	.007	2	.544	2
8162			min	-7387.105	2	-146.007	1	-9.314	2	-.004	1	-.013	1	-.546	1
8163		2	max	4151.298	1	154.221	2	62.838	7	.006	10	.006	2	.535	2
8164			min	-7387.974	2	-146.877	1	-8.874	2	-.004	1	-.011	1	-.538	1
8165		3	max	4152.168	1	155.09	2	63.841	7	.006	10	.006	2	.527	2
8166			min	-7388.844	2	-147.746	1	-8.434	2	-.004	1	-.008	1	-.53	1
8167		4	max	4153.037	1	155.96	2	64.845	7	.006	10	.005	2	.519	2
8168			min	-7389.713	2	-148.616	1	-7.995	2	-.004	1	-.005	1	-.522	1
8169		5	max	4153.907	1	156.829	2	65.849	7	.006	10	.005	2	.51	2
8170			min	-7390.583	2	-149.485	1	-7.555	2	-.004	1	-.003	1	-.514	1
8171		6	max	4154.776	1	157.699	2	66.852	7	.006	10	.007	6	.502	2
8172			min	-7391.452	2	-150.355	1	-7.115	2	-.004	1	0	1	-.506	1
8173		7	max	4155.646	1	158.568	2	67.856	7	.006	10	.009	6	.493	2
8174			min	-7392.322	2	-151.224	1	-6.675	2	-.004	1	.003	1	-.498	1
8175		8	max	4156.515	1	159.438	2	68.859	7	.006	10	.013	7	.485	2
8176			min	-7393.191	2	-152.094	1	-6.235	2	-.004	1	.003	4	-.49	1
8177		9	max	4157.385	1	160.307	2	69.863	7	.006	10	.017	7	.476	2
8178			min	-7394.06	2	-152.963	1	-5.795	2	-.004	1	.003	4	-.482	1
8179		10	max	3750.521	1	158.249	2	35.403	7	.005	2	.003	4	.469	2
8180			min	-7385.245	2	-156.303	1	-1.777	4	-.005	1	-.007	3	-.475	1

Envelope Member Section Forces (Continued)

	Member	Sec		Axial[lb]	LC	y Shear[lb]	LC	z Shear[lb]	LC	Torque[k-...	LC	y-y Mome...	LC	z-z Mome...	LC
8181		11	max	3751.39	1	159.118	2	36.407	7	.005	2	.003	4	.46	2
8182			min	-7386.115	2	-157.173	1	-1.337	4	-.005	1	-.006	1	-.466	1
8183		12	max	3752.26	1	159.988	2	37.41	7	.005	2	.003	2	.452	2
8184			min	-7386.984	2	-158.042	1	-.897	4	-.005	1	-.004	1	-.458	1
8185		13	max	3753.129	1	160.857	2	38.414	7	.005	2	.003	2	.443	2
8186			min	-7387.854	2	-158.912	1	-.458	4	-.005	1	-.003	1	-.449	1
8187		14	max	3753.999	1	161.727	2	39.418	7	.005	2	.003	2	.434	2
8188			min	-7388.723	2	-159.781	1	-.018	4	-.005	1	-.002	1	-.441	1
8189		15	max	3754.868	1	162.596	2	40.421	7	.005	2	.005	6	.426	2
8190			min	-7389.593	2	-160.65	1	.422	4	-.005	1	0	1	-.432	1
8191		16	max	3755.737	1	163.466	2	41.425	7	.005	2	.006	6	.417	2
8192			min	-7390.462	2	-161.52	1	.862	4	-.005	1	.001	1	-.423	1
8193		17	max	3756.607	1	164.335	2	42.428	7	.005	2	.008	6	.408	2
8194			min	-7391.332	2	-162.389	1	1.302	4	-.005	1	.003	1	-.415	1
8195		18	max	3757.476	1	165.205	2	43.432	7	.005	2	.01	7	.399	2
8196			min	-7392.201	2	-163.259	1	1.742	4	-.005	1	.003	4	-.406	1
8197		19	max	3758.346	1	166.074	2	44.436	7	.005	2	.013	7	.39	2
8198			min	-7393.07	2	-164.128	1	2.182	4	-.005	1	.003	4	-.397	1
8199		20	max	3759.215	1	166.944	2	45.439	7	.005	2	.015	7	.381	2
8200			min	-7393.94	2	-164.998	1	2.621	4	-.005	1	.004	4	-.388	1
8201	M218A	1	max	3436.293	1	168.173	2	22.871	7	.005	2	.003	4	.383	2
8202			min	-7423.206	2	-171.265	1	-2.672	4	-.004	1	-.006	3	-.39	1
8203		2	max	3436.85	1	168.73	2	23.514	7	.005	2	.003	4	.377	2
8204			min	-7423.763	2	-171.822	1	-2.39	4	-.004	1	-.006	3	-.384	1
8205		3	max	3437.406	1	169.286	2	24.156	7	.005	2	.003	4	.371	2
8206			min	-7424.32	2	-172.378	1	-2.108	4	-.004	1	-.005	3	-.378	1
8207		4	max	3437.963	1	169.843	2	24.799	7	.005	2	.003	4	.365	2
8208			min	-7424.876	2	-172.935	1	-1.827	4	-.004	1	-.004	1	-.372	1
8209		5	max	3438.52	1	170.4	2	25.442	7	.005	2	.003	2	.359	2
8210			min	-7425.433	2	-173.492	1	-1.545	4	-.004	1	-.004	1	-.366	1
8211		6	max	3439.077	1	170.957	2	26.084	7	.005	2	.003	2	.354	2
8212			min	-7425.99	2	-174.049	1	-1.263	4	-.004	1	-.003	1	-.36	1
8213		7	max	3439.634	1	171.514	2	26.727	7	.005	2	.003	2	.348	2
8214			min	-7426.547	2	-174.606	1	-.982	4	-.004	1	-.003	1	-.354	1
8215		8	max	3440.19	1	172.07	2	27.37	7	.005	2	.003	2	.342	2
8216			min	-7427.104	2	-175.162	1	-.7	4	-.004	1	-.002	1	-.348	1
8217		9	max	3440.747	1	172.627	2	28.012	7	.005	2	.003	2	.336	2
8218			min	-7427.66	2	-175.719	1	-.418	4	-.004	1	-.001	1	-.342	1
8219		10	max	3441.304	1	173.184	2	28.655	7	.005	2	.003	6	.33	2
8220			min	-7428.217	2	-176.276	1	-.137	4	-.004	1	0	1	-.336	1
8221		11	max	3441.861	1	173.741	2	29.298	7	.005	2	.004	6	.324	2
8222			min	-7428.774	2	-176.833	1	.145	4	-.004	1	0	1	-.33	1
8223		12	max	3442.417	1	174.298	2	29.94	7	.005	2	.005	6	.318	2
8224			min	-7429.331	2	-177.389	1	.427	4	-.004	1	0	1	-.324	1
8225		13	max	3442.974	1	174.854	2	30.583	7	.005	2	.006	6	.312	2
8226			min	-7429.888	2	-177.946	1	.708	4	-.004	1	.001	1	-.317	1
8227		14	max	3443.531	1	175.411	2	31.226	7	.005	2	.007	6	.306	2
8228			min	-7430.444	2	-178.503	1	.99	4	-.004	1	.002	1	-.311	1
8229		15	max	3444.088	1	175.968	2	31.868	7	.005	2	.008	6	.3	2
8230			min	-7431.001	2	-179.06	1	1.272	4	-.004	1	.003	1	-.305	1
8231		16	max	3444.645	1	176.525	2	32.511	7	.005	2	.009	7	.294	2
8232			min	-7431.558	2	-179.617	1	1.553	4	-.004	1	.003	4	-.299	1

Envelope Member Section Forces (Continued)

	Member	Sec		Axial[lb]	LC	y Shear[lb]	LC	z Shear[lb]	LC	Torque[k-...	LC	y-y Mome...	LC	z-z Mome...	LC
8233		17	max	3445.201	1	177.081	2	33.154	7	.005	2	.01	7	.287	2
8234			min	-7432.115	2	-180.173	1	1.835	4	-.004	1	.003	4	-.293	1
8235		18	max	3445.758	1	177.638	2	33.797	7	.005	2	.011	7	.281	2
8236			min	-7432.671	2	-180.73	1	2.117	4	-.004	1	.003	4	-.286	1
8237		19	max	3446.315	1	178.195	2	34.439	7	.005	2	.012	7	.275	2
8238			min	-7433.228	2	-181.287	1	2.398	4	-.004	1	.003	4	-.28	1
8239		20	max	3446.872	1	178.752	2	35.082	7	.005	2	.013	7	.269	2
8240			min	-7433.785	2	-181.844	1	2.68	4	-.004	1	.003	4	-.274	1
8241	M219A	1	max	3121.823	1	184.391	2	27.835	7	.003	2	.002	4	.27	2
8242			min	-7480.386	2	-191.472	1	-.543	4	-.003	1	-.008	7	-.275	1
8243		2	max	3122.433	1	185.001	2	28.54	7	.003	2	.002	4	.263	2
8244			min	-7480.996	2	-192.083	1	-.234	4	-.003	1	-.007	7	-.268	1
8245		3	max	3123.044	1	185.612	2	29.244	7	.003	2	.002	4	.256	2
8246			min	-7481.606	2	-192.693	1	.075	4	-.003	1	-.005	7	-.26	1
8247		4	max	3123.654	1	186.222	2	29.949	7	.003	2	.002	2	.249	2
8248			min	-7482.216	2	-193.303	1	.383	4	-.003	1	-.005	1	-.253	1
8249		5	max	3124.264	1	186.832	2	30.653	7	.003	2	.002	2	.242	2
8250			min	-7482.827	2	-193.913	1	.692	4	-.003	1	-.004	1	-.246	1
8251		6	max	3124.875	1	187.442	2	31.357	7	.003	2	.002	2	.235	2
8252			min	-7483.437	2	-194.524	1	1.001	4	-.003	1	-.003	1	-.238	1
8253		7	max	3125.485	1	188.053	2	32.062	7	.003	2	.002	2	.228	2
8254			min	-7484.047	2	-195.134	1	1.309	4	-.003	1	-.002	1	-.231	1
8255		8	max	3126.095	1	188.663	2	32.766	7	.003	2	.002	2	.221	2
8256			min	-7484.657	2	-195.744	1	1.618	4	-.003	1	-.002	1	-.224	1
8257		9	max	3126.705	1	189.273	2	33.471	7	.003	2	.003	6	.213	2
8258			min	-7485.268	2	-196.354	1	1.927	4	-.003	1	0	1	-.216	1
8259		10	max	3127.316	1	189.883	2	34.175	7	.003	2	.004	6	.206	2
8260			min	-7485.878	2	-196.965	1	2.236	4	-.003	1	0	1	-.209	1
8261		11	max	3127.926	1	190.494	2	34.879	7	.003	2	.005	6	.199	2
8262			min	-7486.488	2	-197.575	1	2.544	4	-.003	1	0	1	-.201	1
8263		12	max	3128.536	1	191.104	2	35.584	7	.003	2	.006	6	.192	2
8264			min	-7487.098	2	-198.185	1	2.853	4	-.003	1	.001	1	-.194	1
8265		13	max	3129.146	1	191.714	2	36.288	7	.003	2	.007	6	.185	2
8266			min	-7487.709	2	-198.795	1	3.162	4	-.003	1	.002	1	-.186	1
8267		14	max	3129.757	1	192.324	2	36.993	7	.003	2	.008	7	.177	2
8268			min	-7488.319	2	-199.406	1	3.471	4	-.003	1	.003	4	-.179	1
8269		15	max	3130.367	1	192.935	2	37.697	7	.003	2	.01	7	.17	2
8270			min	-7488.929	2	-200.016	1	3.779	4	-.003	1	.003	4	-.172	4
8271		16	max	3130.977	1	193.545	2	38.401	7	.003	2	.011	7	.163	2
8272			min	-7489.539	2	-200.626	1	4.088	4	-.003	1	.003	4	-.168	4
8273		17	max	3131.587	1	194.155	2	39.106	7	.003	2	.013	7	.156	3
8274			min	-7490.15	2	-201.236	1	4.397	4	-.003	1	.003	4	-.163	4
8275		18	max	3132.198	1	194.765	2	39.81	7	.003	2	.014	7	.152	3
8276			min	-7490.76	2	-201.847	1	4.706	4	-.003	1	.004	4	-.159	4
8277		19	max	3132.808	1	195.376	2	40.515	7	.003	2	.016	7	.147	3
8278			min	-7491.37	2	-202.457	1	5.014	4	-.003	1	.004	4	-.154	4
8279		20	max	3133.418	1	195.986	2	41.219	7	.003	2	.017	7	.142	3
8280			min	-7491.98	2	-203.067	1	5.323	4	-.003	1	.004	4	-.15	4
8281	M220A	1	max	2.725	2	2.978	1	-.549	3	0	11	0	8	0	4
8282			min	-3.131	1	-2.978	2	-3.079	6	0	1	0	1	0	2
8283		2	max	2.035	2	2.223	1	-.41	3	0	11	0	8	0	4
8284			min	-2.337	1	-2.223	2	-2.299	6	0	1	0	1	0	2

Envelope Member Section Forces (Continued)

	Member	Sec		Axial[lb]	LC	y Shear[lb]	LC	z Shear[lb]	LC	Torque[k-...	LC	y-y Mome...	LC	z-z Mome...	LC
8285		3	max	1.344	2	1.469	1	-.271	3	0	11	0	3	0	3
8286			min	-1.544	1	-1.469	2	-1.519	6	0	1	0	6	0	1
8287		4	max	.654	2	.714	1	-.132	3	0	11	0	3	0	3
8288			min	-.75	1	-.714	2	-.738	6	0	1	0	6	0	1
8289		5	max	.043	3	.041	3	.042	8	0	11	0	3	0	3
8290			min	-.037	4	-.041	4	.008	1	0	1	0	6	0	1
8291		6	max	.836	3	.796	3	.823	8	0	11	0	3	0	3
8292			min	-.727	4	-.796	4	.147	1	0	1	0	6	0	1
8293		7	max	1.63	3	1.55	3	1.603	8	0	11	0	3	0	3
8294			min	-1.418	4	-1.55	4	.286	1	0	1	0	6	0	1
8295		8	max	2.423	3	2.305	3	2.383	8	0	11	0	8	0	4
8296			min	-2.108	4	-2.305	4	.425	1	0	1	0	1	0	2
8297		9	max	3.763	2	4.11	1	-.757	3	0	11	0	8	0	4
8298			min	-4.321	1	-4.11	2	-4.25	6	0	1	0	1	0	2
8299		10	max	3.072	2	3.355	1	-.618	3	0	11	0	8	0	4
8300			min	-3.528	1	-3.355	2	-3.469	6	0	1	0	1	0	2
8301		11	max	2.382	2	2.601	1	-.479	3	0	11	0	8	0	4
8302			min	-2.734	1	-2.601	2	-2.689	6	0	1	0	1	0	2
8303		12	max	1.691	2	1.846	1	-.34	3	0	11	0	3	0	3
8304			min	-1.941	1	-1.846	2	-1.909	6	0	1	0	6	0	1
8305		13	max	1.001	2	1.091	1	-.201	3	0	11	0	3	0	3
8306			min	-1.147	1	-1.091	2	-1.128	6	0	1	0	6	0	1
8307		14	max	.31	2	.337	1	-.062	3	0	11	0	3	0	3
8308			min	-.354	1	-.337	2	-.348	6	0	1	0	6	0	1
8309		15	max	.44	3	.418	3	.432	8	0	11	0	3	0	3
8310			min	-.38	4	-.418	4	.077	1	0	1	0	6	0	1
8311		16	max	1.233	3	1.173	3	1.213	8	0	11	0	3	0	3
8312			min	-1.071	4	-1.173	4	.216	1	0	1	0	6	0	1
8313		17	max	2.027	3	1.928	3	1.993	8	0	11	0	3	0	3
8314			min	-1.761	4	-1.928	4	.355	1	0	1	0	6	0	1
8315		18	max	2.82	3	2.682	3	2.773	8	0	11	0	8	0	4
8316			min	-2.452	4	-2.682	4	.494	1	0	1	0	1	0	2
8317		19	max	3.614	3	3.437	3	3.554	8	0	11	0	8	0	4
8318			min	-3.143	4	-3.437	4	.633	1	0	1	0	1	0	2
8319		20	max	4.407	3	4.192	3	4.334	8	0	11	0	8	0	4
8320			min	-3.833	4	-4.192	4	.772	1	0	1	0	1	0	2
8321	M221A	1	max	7859.015	6	126.086	1	171.187	6	.002	10	-.002	1	.018	4
8322			min	548.842	1	-132.169	2	14.814	1	0	3	-.024	6	-.083	10
8323		2	max	7858.941	6	125.217	1	172.085	6	.002	10	-.002	1	.013	4
8324			min	549.755	1	-131.301	2	14.974	1	0	3	-.015	6	-.082	10
8325		3	max	7858.867	6	124.349	1	172.983	6	.002	10	0	1	.007	4
8326			min	550.668	1	-130.432	2	15.134	1	0	3	-.006	6	-.081	10
8327		4	max	7858.793	6	123.48	1	173.881	6	.002	10	.004	6	0	4
8328			min	551.581	1	-129.564	2	15.294	1	0	3	0	1	-.079	10
8329		5	max	7858.718	6	122.612	1	174.779	6	.002	10	.013	6	.007	2
8330			min	552.495	1	-128.695	2	15.454	1	0	3	0	1	-.078	10
8331		6	max	7858.644	6	121.743	1	175.677	6	.002	10	.022	6	.014	2
8332			min	553.408	1	-127.827	2	15.614	1	0	3	.002	1	-.077	10
8333		7	max	9136.874	6	123.948	1	97.114	6	.002	10	0	1	.021	2
8334			min	640.884	1	-130.091	2	3.615	1	0	3	-.01	6	-.077	10
8335		8	max	9136.799	6	123.079	1	98.012	6	.002	10	0	1	.028	2
8336			min	641.797	1	-129.223	2	3.775	1	0	3	-.005	6	-.075	10

Envelope Member Section Forces (Continued)

	Member	Sec		Axial[lb]	LC	y Shear[lb]	LC	z Shear[lb]	LC	Torque[k-...	LC	y-y Mome...	LC	z-z Mome...	LC
8337		9	max	9136.725	6	122.211	1	98.91	6	.002	10	0	2	.034	2
8338			min	642.71	1	-128.354	2	3.935	1	0	3	0	1	-.074	10
8339		10	max	9136.651	6	121.342	1	99.808	6	.002	10	.006	6	.041	2
8340			min	643.623	1	-127.486	2	4.095	1	0	3	0	1	-.073	10
8341		11	max	9136.577	6	120.474	1	100.706	6	.002	10	.011	6	.048	2
8342			min	644.536	1	-126.617	2	4.255	1	0	3	0	1	-.072	10
8343		12	max	9136.503	6	119.605	1	101.604	6	.002	10	.016	6	.055	2
8344			min	645.449	1	-125.749	2	4.415	1	0	3	0	1	-.07	10
8345		13	max	10144.794	6	119.762	1	53.882	6	.002	10	-.001	1	.062	2
8346			min	686.688	1	-125.909	2	5.669	1	0	3	-.007	6	-.07	1
8347		14	max	10144.72	6	118.894	1	54.78	6	.002	10	0	1	.068	2
8348			min	687.602	1	-125.04	2	5.829	1	0	3	-.005	6	-.077	1
8349		15	max	10144.646	6	118.025	1	55.678	6	.002	10	0	4	.075	2
8350			min	688.515	1	-124.172	2	5.99	1	0	3	-.002	7	-.083	1
8351		16	max	10144.572	6	117.157	1	56.576	6	.002	10	.001	6	.081	2
8352			min	689.428	1	-123.303	2	6.15	1	0	3	0	1	-.089	1
8353		17	max	10144.497	6	116.288	1	57.474	6	.002	10	.004	6	.088	2
8354			min	690.341	1	-122.435	2	6.31	1	0	3	0	1	-.095	1
8355		18	max	10144.423	6	115.42	1	58.372	6	.002	10	.007	6	.094	2
8356			min	691.254	1	-121.566	2	6.47	1	0	3	0	1	-.102	1
8357		19	max	10144.349	6	114.551	1	59.27	6	.002	10	.011	6	.101	2
8358			min	692.167	1	-120.698	2	6.63	1	0	3	0	1	-.108	1
8359		20	max	10144.275	6	113.683	1	60.168	6	.002	10	.014	6	.107	2
8360			min	693.08	1	-119.829	2	6.79	1	0	3	.001	1	-.114	1
8361	M222B	1	max	10688.133	6	109.219	1	27.247	7	.001	10	.003	4	.107	2
8362			min	967.547	1	-114.85	2	-7.088	4	0	1	-.006	3	-.114	1
8363		2	max	10688.055	6	108.316	1	28.09	7	.001	10	.003	4	.114	2
8364			min	968.496	1	-113.947	2	-6.592	4	0	1	-.005	3	-.12	1
8365		3	max	10687.978	6	107.414	1	28.934	7	.001	10	.003	4	.12	2
8366			min	969.445	1	-113.045	2	-6.096	4	0	1	-.004	3	-.126	1
8367		4	max	10687.901	6	106.511	1	29.777	7	.001	10	.002	4	.126	2
8368			min	970.394	1	-112.142	2	-5.6	4	0	1	-.002	3	-.132	1
8369		5	max	10687.824	6	105.608	1	30.621	7	.001	10	.002	2	.132	2
8370			min	971.343	1	-111.239	2	-5.103	4	0	1	-.001	1	-.138	1
8371		6	max	10687.747	6	104.705	1	31.464	7	.001	10	.003	6	.138	2
8372			min	972.292	1	-110.336	2	-4.607	4	0	1	0	1	-.143	1
8373		7	max	10687.67	6	103.803	1	32.307	7	.001	10	.004	7	.144	2
8374			min	973.241	1	-109.434	2	-4.111	4	0	1	.002	4	-.149	1
8375		8	max	10687.592	6	102.9	1	33.151	7	.001	10	.006	7	.15	2
8376			min	974.19	1	-108.531	2	-3.615	4	0	1	.001	4	-.155	1
8377		9	max	10687.515	6	101.997	1	33.994	7	.001	10	.008	7	.156	2
8378			min	975.14	1	-107.628	2	-3.119	4	0	1	.001	4	-.16	1
8379		10	max	11061.717	6	93.687	1	19.235	7	.002	2	.002	4	.161	2
8380			min	1329.796	1	-98.242	2	-2.432	4	-.002	1	-.004	7	-.165	1
8381		11	max	11061.64	6	92.784	1	20.078	7	.002	2	.002	4	.167	2
8382			min	1330.746	1	-97.339	2	-1.936	4	-.002	1	-.003	3	-.17	1
8383		12	max	11061.563	6	91.882	1	20.921	7	.002	2	.001	4	.172	2
8384			min	1331.695	1	-96.436	2	-1.44	4	-.002	1	-.003	3	-.175	1
8385		13	max	11061.486	6	90.979	1	21.765	7	.002	2	.001	2	.177	2
8386			min	1332.644	1	-95.533	2	-.943	4	-.002	1	-.002	1	-.18	1
8387		14	max	11061.409	6	90.076	1	22.608	7	.002	2	.001	2	.182	2
8388			min	1333.593	1	-94.631	2	-.447	4	-.002	1	0	1	-.185	1

Envelope Member Section Forces (Continued)

	Member	Sec		Axial[lb]	LC	y Shear[lb]	LC	z Shear[lb]	LC	Torque[k-...	LC	y-y Mome...	LC	z-z Mome...	LC
8389		15	max	11061.332	6	89.173	1	23.452	7	.002	2	.002	6	.188	2
8390			min	1334.542	1	-93.728	2	.049	4	-.002	1	0	1	-.19	1
8391		16	max	11061.255	6	88.271	1	24.295	7	.002	2	.003	6	.193	2
8392			min	1335.491	1	-92.825	2	.545	4	-.002	1	0	1	-.195	1
8393		17	max	11061.177	6	87.368	1	25.139	7	.002	2	.004	7	.198	2
8394			min	1336.44	1	-91.922	2	1.041	4	-.002	1	.001	4	-.2	1
8395		18	max	11061.1	6	86.465	1	25.982	7	.002	2	.006	7	.203	2
8396			min	1337.389	1	-91.02	2	1.538	4	-.002	1	.001	4	-.205	1
8397		19	max	11061.023	6	85.562	1	26.825	7	.002	2	.007	7	.208	2
8398			min	1338.339	1	-90.117	2	2.034	4	-.002	1	.002	4	-.209	1
8399		20	max	11060.946	6	84.66	1	27.669	7	.002	2	.008	7	.213	2
8400			min	1339.288	1	-89.214	2	2.53	4	-.002	1	.002	4	-.214	1
8401	M223B	1	max	11427.21	6	78.603	1	10.706	7	.002	2	.001	4	.211	2
8402			min	1630.878	1	-81.351	2	-2.787	4	-.002	1	-.003	7	-.213	1
8403		2	max	11427.161	6	78.028	1	11.244	7	.002	2	.001	4	.214	2
8404			min	1631.483	1	-80.775	2	-2.471	4	-.002	1	-.003	7	-.215	1
8405		3	max	11427.111	6	77.452	1	11.781	7	.002	2	.001	4	.217	2
8406			min	1632.088	1	-80.2	2	-2.154	4	-.002	1	-.003	3	-.218	1
8407		4	max	11427.062	6	76.876	1	12.319	7	.002	2	.001	4	.22	2
8408			min	1632.693	1	-79.624	2	-1.838	4	-.002	1	-.002	3	-.221	1
8409		5	max	11427.013	6	76.301	1	12.857	7	.002	2	.001	4	.223	2
8410			min	1633.299	1	-79.048	2	-1.521	4	-.002	1	-.002	3	-.224	1
8411		6	max	11426.964	6	75.725	1	13.395	7	.002	2	.001	2	.225	2
8412			min	1633.904	1	-78.473	2	-1.205	4	-.002	1	-.002	1	-.226	1
8413		7	max	11426.915	6	75.149	1	13.933	7	.002	2	.001	2	.228	2
8414			min	1634.509	1	-77.897	2	-.889	4	-.002	1	-.001	1	-.229	1
8415		8	max	11426.865	6	74.573	1	14.471	7	.002	2	.001	2	.231	2
8416			min	1635.114	1	-77.321	2	-.572	4	-.002	1	-.001	1	-.232	1
8417		9	max	11426.816	6	73.998	1	15.009	7	.002	2	.001	2	.234	2
8418			min	1635.72	1	-76.745	2	-.256	4	-.002	1	0	1	-.234	1
8419		10	max	11426.767	6	73.422	1	15.546	7	.002	2	.001	6	.236	2
8420			min	1636.325	1	-76.17	2	.061	4	-.002	1	0	1	-.237	1
8421		11	max	11426.718	6	72.846	1	16.084	7	.002	2	.002	6	.239	2
8422			min	1636.93	1	-75.594	2	.377	4	-.002	1	0	1	-.239	1
8423		12	max	11426.669	6	72.271	1	16.622	7	.002	2	.002	6	.242	2
8424			min	1637.535	1	-75.018	2	.693	4	-.002	1	0	1	-.242	1
8425		13	max	11426.619	6	71.695	1	17.16	7	.002	2	.003	6	.244	2
8426			min	1638.141	1	-74.443	2	1.01	4	-.002	1	0	1	-.244	1
8427		14	max	11426.57	6	71.119	1	17.698	7	.002	2	.003	7	.247	2
8428			min	1638.746	1	-73.867	2	1.326	4	-.002	1	.001	1	-.247	1
8429		15	max	11426.521	6	70.544	1	18.236	7	.002	2	.004	7	.249	2
8430			min	1639.351	1	-73.291	2	1.643	4	-.002	1	.001	4	-.249	1
8431		16	max	11426.472	6	69.968	1	18.773	7	.002	2	.004	7	.252	2
8432			min	1639.956	1	-72.716	2	1.959	4	-.002	1	.001	4	-.252	1
8433		17	max	11426.423	6	69.392	1	19.311	7	.002	2	.005	7	.254	2
8434			min	1640.562	1	-72.14	2	2.276	4	-.002	1	.001	4	-.254	1
8435		18	max	11426.373	6	68.817	1	19.849	7	.002	2	.006	7	.257	2
8436			min	1641.167	1	-71.564	2	2.592	4	-.002	1	.001	4	-.257	1
8437		19	max	11426.324	6	68.241	1	20.387	7	.002	2	.006	7	.259	2
8438			min	1641.772	1	-70.989	2	2.908	4	-.002	1	.001	4	-.259	1
8439		20	max	11426.275	6	67.665	1	20.925	7	.002	2	.007	7	.262	2
8440			min	1642.377	1	-70.413	2	3.225	4	-.002	1	.002	4	-.261	1

Envelope Member Section Forces (Continued)

	Member	Sec		Axial[lb]	LC	y Shear[lb]	LC	z Shear[lb]	LC	Torque[k-...	LC	y-y Mome...	LC	z-z Mome...	LC
8441	M224B	1	max	11707.892	6	61.266	1	5.424	3	.002	2	.002	2	.261	2
8442			min	1872.943	1	-61.499	2	-3.878	4	-.002	1	-.002	1	-.26	1
8443		2	max	11707.837	6	60.625	1	5.542	3	.002	2	.001	2	.263	2
8444			min	1873.617	1	-60.858	2	-3.526	4	-.002	1	-.002	1	-.263	1
8445		3	max	11707.783	6	59.984	1	5.66	3	.002	2	.001	2	.266	2
8446			min	1874.291	1	-60.217	2	-3.174	4	-.002	1	-.002	1	-.265	1
8447		4	max	11707.728	6	59.343	1	5.778	3	.002	2	.001	2	.268	2
8448			min	1874.965	1	-59.576	2	-2.821	4	-.002	1	-.002	1	-.267	1
8449		5	max	11707.673	6	58.702	1	6.17	7	.002	2	.001	2	.27	2
8450			min	1875.639	1	-58.935	2	-2.469	4	-.002	1	-.001	1	-.27	1
8451		6	max	11707.618	6	58.061	1	6.768	7	.002	2	.001	2	.273	2
8452			min	1876.313	1	-58.294	2	-2.117	4	-.002	1	-.001	1	-.272	1
8453		7	max	11707.563	6	57.42	1	7.367	7	.002	2	0	2	.275	2
8454			min	1876.987	1	-57.653	2	-1.764	4	-.002	1	0	1	-.274	1
8455		8	max	11707.509	6	56.779	1	7.966	7	.002	2	0	2	.277	2
8456			min	1877.661	1	-57.012	2	-1.412	4	-.002	1	0	1	-.277	1
8457		9	max	11707.454	6	56.138	1	8.565	7	.002	2	0	9	.279	2
8458			min	1878.335	1	-56.371	2	-1.06	4	-.002	1	0	1	-.279	1
8459		10	max	11707.399	6	55.497	1	9.164	7	.002	2	0	6	.281	2
8460			min	1879.009	1	-55.73	2	-.707	4	-.002	1	0	1	-.281	1
8461		11	max	11707.344	6	54.856	1	9.763	7	.002	2	.001	6	.284	2
8462			min	1879.683	1	-55.089	2	-.355	4	-.002	1	0	1	-.283	1
8463		12	max	11707.289	6	54.215	1	10.362	7	.002	2	.002	6	.286	2
8464			min	1880.357	1	-54.448	2	-.003	4	-.002	1	0	1	-.285	1
8465		13	max	11707.235	6	53.573	1	10.961	7	.002	2	.002	6	.288	2
8466			min	1881.031	1	-53.807	2	.35	4	-.002	1	0	1	-.287	1
8467		14	max	11707.18	6	52.932	1	11.559	7	.002	2	.002	7	.29	2
8468			min	1881.705	1	-53.166	2	.702	4	-.002	1	0	4	-.289	1
8469		15	max	11707.125	6	52.291	1	12.158	7	.002	2	.003	7	.292	2
8470			min	1882.379	1	-52.525	2	1.054	4	-.002	1	0	4	-.291	1
8471		16	max	11707.07	6	51.65	1	12.757	7	.002	2	.003	7	.294	2
8472			min	1883.052	1	-51.884	2	1.407	4	-.002	1	0	4	-.293	1
8473		17	max	11707.016	6	51.009	1	13.356	7	.002	2	.004	7	.296	2
8474			min	1883.726	1	-51.243	2	1.759	4	-.002	1	0	4	-.296	1
8475		18	max	11706.961	6	50.368	1	13.955	7	.002	2	.004	7	.298	2
8476			min	1884.4	1	-50.602	2	2.111	4	-.002	1	.001	4	-.297	1
8477		19	max	11706.906	6	49.727	1	14.554	7	.002	2	.005	7	.3	2
8478			min	1885.074	1	-49.961	2	2.464	4	-.002	1	.001	4	-.299	1
8479		20	max	11706.851	6	49.086	1	15.153	7	.002	2	.005	7	.302	2
8480			min	1885.748	1	-49.32	2	2.816	4	-.002	1	.001	4	-.301	1
8481	M225B	1	max	.661	4	1.426	8	.719	1	0	11	0	3	0	8
8482			min	-.754	3	.139	3	-.719	2	0	1	0	1	0	1
8483		2	max	.488	4	1.053	8	.53	1	0	11	0	3	0	8
8484			min	-.557	3	.103	3	-.53	2	0	1	0	1	0	1
8485		3	max	.315	4	.679	8	.342	1	0	11	0	4	0	3
8486			min	-.359	3	.066	3	-.342	2	0	1	0	2	0	6
8487		4	max	.142	4	.306	8	.154	1	0	11	0	4	0	3
8488			min	-.162	3	.03	3	-.154	2	0	1	0	2	0	6
8489		5	max	.036	1	-.007	1	.034	3	0	11	0	4	0	3
8490			min	-.031	2	-.067	6	-.034	4	0	1	0	2	0	6
8491		6	max	.233	1	-.043	1	.222	3	0	11	0	4	0	3
8492			min	-.204	2	-.441	6	-.222	4	0	1	0	2	0	6

Envelope Member Section Forces (Continued)

	Member	Sec		Axial[lb]	LC	y Shear[lb]	LC	z Shear[lb]	LC	Torque[k-...	LC	y-y Mome...	LC	z-z Mome...	LC
8493		7	max	.431	1	-.079	1	.41	3	0	11	0	4	0	3
8494			min	-.377	2	-.814	6	-.41	4	0	1	0	2	0	6
8495		8	max	.628	1	-.116	1	.598	3	0	11	0	3	0	8
8496			min	-.55	2	-1.188	6	-.598	4	0	1	0	1	0	1
8497		9	max	.921	2	1.986	8	1.001	1	0	11	0	3	0	8
8498			min	-1.051	1	.194	3	-1.001	2	0	1	0	1	0	1
8499		10	max	.748	2	1.613	8	.813	1	0	11	0	3	0	8
8500			min	-.853	1	.157	3	-.813	2	0	1	0	1	0	1
8501		11	max	.575	2	1.24	8	.624	1	0	11	0	3	0	8
8502			min	-.656	1	.121	3	-.624	2	0	1	0	1	0	1
8503		12	max	.402	2	.866	8	.436	1	0	11	0	4	0	3
8504			min	-.458	1	.085	3	-.436	2	0	1	0	2	0	6
8505		13	max	.229	2	.493	8	.248	1	0	11	0	4	0	3
8506			min	-.261	1	.048	3	-.248	2	0	1	0	2	0	6
8507		14	max	.056	2	.119	8	.06	1	0	11	0	4	0	3
8508			min	-.063	1	.012	3	-.06	2	0	1	0	2	0	6
8509		15	max	.134	3	-.025	1	.128	3	0	11	0	4	0	3
8510			min	-.117	4	-.254	6	-.128	4	0	1	0	2	0	6
8511		16	max	.332	3	-.061	1	.316	3	0	11	0	4	0	3
8512			min	-.29	4	-.627	6	-.316	4	0	1	0	2	0	6
8513		17	max	.529	3	-.098	1	.504	3	0	11	0	4	0	3
8514			min	-.463	4	-1.001	6	-.504	4	0	1	0	2	0	6
8515		18	max	.727	3	-.134	1	.692	3	0	11	0	3	0	8
8516			min	-.636	4	-1.374	6	-.692	4	0	1	0	1	0	1
8517		19	max	.924	3	-.171	1	.88	3	0	11	0	3	0	8
8518			min	-.809	4	-1.748	6	-.88	4	0	1	0	1	0	1
8519		20	max	1.122	3	-.207	1	1.069	3	0	11	0	3	0	8
8520			min	-.982	4	-2.121	6	-1.069	4	0	1	0	1	0	1
8521	M226B	1	max	2150.769	6	-21.416	1	2.456	10	0	10	0	3	-.003	1
8522			min	205.163	1	-244.19	6	-2.013	3	0	3	0	4	-.034	6
8523		2	max	2150.727	6	-21.456	1	2.434	10	0	10	0	3	-.002	1
8524			min	205.392	1	-244.621	6	-1.796	3	0	3	0	4	-.021	6
8525		3	max	2150.686	6	-21.496	1	2.412	10	0	10	0	10	-.001	1
8526			min	205.62	1	-245.051	6	-1.578	3	0	3	0	4	-.008	6
8527		4	max	2150.645	6	-21.536	1	2.391	10	0	10	0	10	.005	6
8528			min	205.848	1	-245.482	6	-1.361	3	0	3	0	2	0	1
8529		5	max	2150.603	6	-21.576	1	2.369	10	0	10	0	10	.018	6
8530			min	206.076	1	-245.913	6	-1.144	3	0	3	0	2	.001	1
8531		6	max	2150.562	6	-21.616	1	2.347	10	0	10	0	10	.031	6
8532			min	206.305	1	-246.344	6	-.927	3	0	3	0	3	.002	1
8533		7	max	1957.502	6	-5.978	1	1.822	1	0	10	0	3	-.001	1
8534			min	211.965	1	-150.548	6	-1.719	3	0	3	0	4	-.015	6
8535		8	max	1957.461	6	-6.018	1	1.675	10	0	10	0	10	0	1
8536			min	212.193	1	-150.978	6	-1.501	3	0	3	0	4	-.007	6
8537		9	max	1957.42	6	-6.058	1	1.654	10	0	10	0	10	.001	2
8538			min	212.422	1	-151.409	6	-1.284	3	0	3	0	2	0	1
8539		10	max	1957.378	6	-6.098	1	1.632	10	0	10	0	10	.009	6
8540			min	212.65	1	-151.84	6	-1.067	3	0	3	0	2	0	1
8541		11	max	1957.337	6	-6.138	1	1.61	10	0	10	0	10	.017	6
8542			min	212.878	1	-152.271	6	-.85	3	0	3	0	2	0	1
8543		12	max	1957.295	6	-6.178	1	1.589	10	0	10	0	10	.025	6
8544			min	213.107	1	-152.701	6	-.633	3	0	3	0	2	0	1

Envelope Member Section Forces (Continued)

	Member	Sec		Axial[lb]	LC	y Shear[lb]	LC	z Shear[lb]	LC	Torque[k-...	LC	y-y Mome...	LC	z-z Mome...	LC
8545		13	max	2136.461	6	-9.693	1	1.628	4	0	10	0	3	-.002	1
8546			min	218.677	1	-88.79	6	-1.576	3	0	3	0	4	-.012	6
8547		14	max	2136.419	6	-9.733	1	1.411	4	0	10	0	1	-.002	1
8548			min	218.905	1	-89.221	6	-1.359	3	0	3	0	2	-.007	6
8549		15	max	2136.378	6	-9.773	1	1.194	4	0	10	0	1	0	4
8550			min	219.134	1	-89.652	6	-1.142	3	0	3	0	2	-.002	7
8551		16	max	2136.337	6	-9.813	1	.986	10	0	10	0	1	.003	6
8552			min	219.362	1	-90.083	6	-.925	3	0	3	0	2	0	1
8553		17	max	2136.295	6	-9.853	1	.964	10	0	10	0	1	.007	6
8554			min	219.59	1	-90.514	6	-.708	3	0	3	0	2	0	1
8555		18	max	2136.254	6	-9.893	1	.943	10	0	10	0	1	.012	6
8556			min	219.818	1	-90.944	6	-.491	3	0	3	0	2	0	1
8557		19	max	2136.213	6	-9.934	1	.921	10	0	10	0	1	.017	6
8558			min	220.047	1	-91.375	6	-.274	3	0	3	0	2	.001	1
8559		20	max	2136.171	6	-9.974	1	.899	10	0	10	0	10	.022	6
8560			min	220.275	1	-91.806	6	-.102	5	0	3	0	2	.002	1
8561	M227B	1	max	2209.725	6	8.613	4	1.276	4	0	10	0	1	.006	4
8562			min	347.138	1	-48.781	7	-1.252	3	0	1	0	2	-.01	3
8563		2	max	2209.682	6	8.489	4	1.051	4	0	10	0	1	.005	4
8564			min	347.375	1	-49.184	7	-1.026	3	0	1	0	2	-.008	3
8565		3	max	2209.639	6	8.365	4	.825	4	0	10	0	1	.005	4
8566			min	347.612	1	-49.586	7	-.8	3	0	1	0	2	-.006	3
8567		4	max	2209.596	6	8.241	4	.599	4	0	10	0	1	.004	4
8568			min	347.85	1	-49.989	7	-.575	3	0	1	0	2	-.004	3
8569		5	max	2209.553	6	8.117	4	.438	10	0	10	0	1	.004	2
8570			min	348.087	1	-50.391	7	-.349	3	0	1	0	2	-.002	1
8571		6	max	2209.51	6	7.993	4	.416	10	0	10	0	1	.006	6
8572			min	348.324	1	-50.794	7	-.123	3	0	1	0	2	0	1
8573		7	max	2209.467	6	7.869	4	.393	10	0	10	0	1	.008	6
8574			min	348.561	1	-51.196	7	-.247	1	0	1	0	2	.003	1
8575		8	max	2209.424	6	7.745	4	.512	2	0	10	0	1	.01	7
8576			min	348.799	1	-51.599	7	-.473	1	0	1	0	2	.002	4
8577		9	max	2209.381	6	7.621	4	.738	2	0	10	0	1	.013	7
8578			min	349.036	1	-52.001	7	-.698	1	0	1	0	2	.002	4
8579		10	max	2401.036	6	.657	4	.998	4	0	2	0	1	.003	4
8580			min	382.328	1	-37.004	7	-.981	3	0	1	0	2	-.008	7
8581		11	max	2400.993	6	.533	4	.772	4	0	2	0	1	.003	4
8582			min	382.565	1	-37.406	7	-.756	3	0	1	0	2	-.006	3
8583		12	max	2400.95	6	.409	4	.546	4	0	2	0	1	.003	4
8584			min	382.802	1	-37.809	7	-.53	3	0	1	0	2	-.004	3
8585		13	max	2400.907	6	.285	4	.32	4	0	2	0	1	.003	2
8586			min	383.039	1	-38.211	7	-.304	3	0	1	0	2	-.003	1
8587		14	max	2400.864	6	.161	4	.191	10	0	2	0	1	.003	2
8588			min	383.277	1	-38.614	7	-.127	1	0	1	0	2	-.002	1
8589		15	max	2400.821	6	.037	4	.359	2	0	2	0	1	.004	6
8590			min	383.514	1	-39.016	7	-.352	1	0	1	0	2	0	1
8591		16	max	2400.778	6	-.087	4	.584	2	0	2	0	1	.005	6
8592			min	383.751	1	-39.419	7	-.578	1	0	1	0	2	.001	1
8593		17	max	2400.735	6	-.211	4	.81	2	0	2	0	1	.007	7
8594			min	383.989	1	-39.821	7	-.804	1	0	1	0	2	.002	1
8595		18	max	2400.692	6	-.335	4	1.036	2	0	2	0	1	.009	7
8596			min	384.226	1	-40.223	7	-1.029	1	0	1	0	2	.003	4

Envelope Member Section Forces (Continued)

	Member	Sec		Axial[lb]	LC	y Shear[lb]	LC	z Shear[lb]	LC	Torque[k-...	LC	y-y Mome...	LC	z-z Mome...	LC
8597		19	max	2400.649	6	-.459	4	1.261	2	0	2	0	1	.012	7
8598			min	384.463	1	-40.626	7	-1.255	1	0	1	0	2	.003	4
8599		20	max	2400.606	6	-.583	4	1.487	2	0	2	0	1	.014	7
8600			min	384.7	1	-41.028	7	-1.481	1	0	1	0	2	.003	4
8601	M228B	1	max	2542.656	6	.379	4	1.201	4	0	2	0	1	.002	4
8602			min	431.892	1	-24.371	7	-1.199	3	0	1	0	2	-.006	7
8603		2	max	2542.629	6	.3	4	1.057	4	0	2	0	1	.002	4
8604			min	432.043	1	-24.628	7	-1.055	3	0	1	0	2	-.006	7
8605		3	max	2542.601	6	.221	4	.913	4	0	2	0	1	.002	4
8606			min	432.194	1	-24.884	7	-.911	3	0	1	0	2	-.005	7
8607		4	max	2542.574	6	.142	4	.769	4	0	2	0	1	.002	4
8608			min	432.346	1	-25.141	7	-.767	3	0	1	0	2	-.004	3
8609		5	max	2542.547	6	.063	4	.625	4	0	2	0	1	.002	4
8610			min	432.497	1	-25.398	7	-.624	3	0	1	0	2	-.003	3
8611		6	max	2542.519	6	-.016	4	.481	4	0	2	0	1	.002	2
8612			min	432.648	1	-25.654	7	-.48	3	0	1	0	2	-.003	1
8613		7	max	2542.492	6	-.095	4	.337	4	0	2	0	1	.002	2
8614			min	432.8	1	-25.911	7	-.336	3	0	1	0	2	-.002	1
8615		8	max	2542.464	6	-.175	4	.193	4	0	2	0	1	.002	2
8616			min	432.951	1	-26.168	7	-.192	3	0	1	0	2	-.002	1
8617		9	max	2542.437	6	-.254	4	.081	2	0	2	0	1	.002	2
8618			min	433.102	1	-26.424	7	-.085	1	0	1	0	2	-.001	1
8619		10	max	2542.409	6	-.333	4	.225	2	0	2	0	1	.002	6
8620			min	433.254	1	-26.681	7	-.228	1	0	1	0	2	0	1
8621		11	max	2542.382	6	-.412	4	.369	2	0	2	0	1	.003	6
8622			min	433.405	1	-26.938	7	-.372	1	0	1	0	2	0	1
8623		12	max	2542.355	6	-.491	4	.513	2	0	2	0	1	.004	6
8624			min	433.556	1	-27.194	7	-.516	1	0	1	0	2	0	1
8625		13	max	2542.327	6	-.57	4	.657	2	0	2	0	1	.005	6
8626			min	433.707	1	-27.451	7	-.66	1	0	1	0	2	.001	1
8627		14	max	2542.3	6	-.649	4	.801	2	0	2	0	1	.005	6
8628			min	433.859	1	-27.708	7	-.804	1	0	1	0	2	.002	1
8629		15	max	2542.272	6	-.728	4	.945	2	0	2	0	1	.006	7
8630			min	434.01	1	-27.964	7	-.948	1	0	1	0	2	.002	4
8631		16	max	2542.245	6	-.807	4	1.088	2	0	2	0	1	.007	7
8632			min	434.161	1	-28.221	7	-1.092	1	0	1	0	2	.002	4
8633		17	max	2542.217	6	-.886	4	1.232	2	0	2	0	1	.008	7
8634			min	434.313	1	-28.478	7	-1.236	1	0	1	0	2	.002	4
8635		18	max	2542.19	6	-.966	4	1.376	2	0	2	0	1	.009	7
8636			min	434.464	1	-28.734	7	-1.38	1	0	1	0	2	.002	4
8637		19	max	2542.163	6	-1.045	4	1.52	2	0	2	0	1	.01	7
8638			min	434.615	1	-28.991	7	-1.524	1	0	1	0	2	.002	4
8639		20	max	2542.135	6	-1.124	4	1.664	2	0	2	0	1	.011	7
8640			min	434.767	1	-29.248	7	-1.668	1	0	1	0	2	.002	4
8641	M229B	1	max	2682.471	6	1.611	4	1.338	4	0	2	0	1	.002	2
8642			min	476.037	1	-14.411	7	-1.354	3	0	1	0	2	-.004	1
8643		2	max	2682.442	6	1.524	4	1.18	4	0	2	0	1	.002	2
8644			min	476.203	1	-14.692	7	-1.196	3	0	1	0	2	-.004	1
8645		3	max	2682.412	6	1.437	4	1.022	4	0	2	0	1	.002	2
8646			min	476.369	1	-14.973	7	-1.038	3	0	1	0	2	-.003	1
8647		4	max	2682.383	6	1.35	4	.864	4	0	2	0	1	.002	2
8648			min	476.535	1	-15.254	7	-.88	3	0	1	0	2	-.003	1

Envelope Member Section Forces (Continued)

	Member	Sec		Axial[lb]	LC	y Shear[lb]	LC	z Shear[lb]	LC	Torque[k-...	LC	y-y Mome...	LC	z-z Mome...	LC
8649		5	max	2682.354	6	1.262	4	.706	4	0	2	0	1	.002	2
8650			min	476.701	1	-15.535	7	-.722	3	0	1	0	2	-.002	1
8651		6	max	2682.325	6	1.175	4	.548	4	0	2	0	1	.002	2
8652			min	476.867	1	-15.816	7	-.564	3	0	1	0	2	-.002	1
8653		7	max	2682.296	6	1.088	4	.39	4	0	2	0	1	.002	2
8654			min	477.033	1	-16.097	7	-.406	3	0	1	0	2	-.002	1
8655		8	max	2682.266	6	1.001	4	.232	4	0	2	0	1	.002	2
8656			min	477.199	1	-16.378	7	-.249	3	0	1	0	2	-.001	1
8657		9	max	2682.237	6	.914	4	.074	4	0	2	0	1	.002	2
8658			min	477.365	1	-16.659	7	-.091	3	0	1	0	2	0	1
8659		10	max	2682.208	6	.827	4	.107	2	0	2	0	1	.002	6
8660			min	477.532	1	-16.94	7	-.107	5	0	1	0	2	0	1
8661		11	max	2682.179	6	.739	4	.265	2	0	2	0	1	.003	6
8662			min	477.698	1	-17.221	7	-.264	1	0	1	0	2	0	1
8663		12	max	2682.15	6	.652	4	.423	2	0	2	0	1	.003	6
8664			min	477.864	1	-17.502	7	-.422	1	0	1	0	2	0	1
8665		13	max	2682.12	6	.565	4	.581	2	0	2	0	1	.004	6
8666			min	478.03	1	-17.783	7	-.58	1	0	1	0	2	.001	1
8667		14	max	2682.091	6	.478	4	.739	2	0	2	0	1	.004	6
8668			min	478.196	1	-18.064	7	-.738	1	0	1	0	2	.002	1
8669		15	max	2682.062	6	.391	4	.897	2	0	2	0	1	.005	7
8670			min	478.362	1	-18.345	7	-.896	1	0	1	0	2	.002	4
8671		16	max	2682.033	6	.303	4	1.055	2	0	2	0	1	.006	7
8672			min	478.528	1	-18.626	7	-1.054	1	0	1	0	2	.002	4
8673		17	max	2682.004	6	.216	4	1.213	2	0	2	0	1	.007	7
8674			min	478.694	1	-18.907	7	-1.212	1	0	1	0	2	.002	4
8675		18	max	2681.974	6	.129	4	1.37	2	0	2	0	1	.007	7
8676			min	478.86	1	-19.188	7	-1.37	1	0	1	0	2	.002	4
8677		19	max	2681.945	6	.042	4	1.528	2	0	2	0	1	.008	7
8678			min	479.026	1	-19.47	7	-1.527	1	0	1	0	2	.002	4
8679		20	max	2681.916	6	-.045	4	1.686	2	0	2	0	1	.009	7
8680			min	479.193	1	-19.751	7	-1.685	1	0	1	0	2	.002	4
8681	M227C	1	max	94.129	1	-14.507	1	1.554	10	0	1	0	3	-.003	1
8682			min	-830.1	6	-152.394	6	-.729	1	0	2	0	10	-.023	6
8683		2	max	94.339	1	-14.586	1	1.533	10	0	1	0	3	-.002	1
8684			min	-830.215	6	-152.803	6	-.939	1	0	2	0	10	-.015	6
8685		3	max	94.549	1	-14.666	1	1.512	10	0	1	0	3	-.001	1
8686			min	-830.331	6	-153.212	6	-1.149	1	0	2	0	4	-.007	6
8687		4	max	94.759	1	-14.746	1	1.491	10	0	1	0	2	.001	6
8688			min	-830.446	6	-153.621	6	-1.359	1	0	2	0	1	0	1
8689		5	max	94.969	1	-14.825	1	1.658	2	0	1	0	2	.009	6
8690			min	-830.561	6	-154.03	6	-1.569	1	0	2	0	1	0	1
8691		6	max	95.179	1	-14.905	1	1.868	2	0	1	0	2	.017	6
8692			min	-830.677	6	-154.439	6	-1.779	1	0	2	0	1	.001	1
8693		7	max	155.416	1	-13.081	1	1.178	10	0	1	0	1	-.002	1
8694			min	-487.551	6	-109.803	6	-.888	1	0	2	0	10	-.01	6
8695		8	max	155.626	1	-13.16	1	1.157	10	0	1	0	3	0	1
8696			min	-487.666	6	-110.212	6	-1.098	1	0	2	0	10	-.004	6
8697		9	max	155.836	1	-13.24	1	1.364	2	0	1	0	3	.001	6
8698			min	-487.782	6	-110.621	6	-1.308	1	0	2	0	4	0	1
8699		10	max	156.046	1	-13.32	1	1.574	2	0	1	0	2	.007	6
8700			min	-487.897	6	-111.03	6	-1.518	1	0	2	0	1	0	1

Envelope Member Section Forces (Continued)

	Member	Sec		Axial[lb]	LC	y Shear[lb]	LC	z Shear[lb]	LC	Torque[k-...	LC	y-y Mome...	LC	z-z Mome...	LC
8701		11	max	156.256	1	-13.399	1	1.784	2	0	1	0	2	.013	6
8702			min	-488.013	6	-111.439	6	-1.728	1	0	2	0	1	.001	1
8703		12	max	156.466	1	-13.479	1	1.994	2	0	1	0	2	.019	6
8704			min	-488.128	6	-111.848	6	-1.938	1	0	2	0	1	.002	1
8705		13	max	233.333	1	10.883	1	2.663	1	0	1	0	2	0	1
8706			min	-506.511	2	-116.068	6	-2.67	2	0	2	0	1	-.015	6
8707		14	max	233.543	1	10.803	1	2.453	1	0	1	0	7	0	1
8708			min	-506.721	2	-116.477	6	-2.46	2	0	2	0	4	-.009	6
8709		15	max	233.753	1	10.724	1	2.243	1	0	1	0	1	0	1
8710			min	-506.931	2	-116.886	6	-2.25	2	0	2	0	2	-.003	6
8711		16	max	233.963	1	10.644	1	2.033	1	0	1	0	1	.004	9
8712			min	-507.141	2	-117.295	6	-2.04	2	0	2	0	2	-.001	3
8713		17	max	234.173	1	10.564	1	1.823	1	0	1	0	1	.009	8
8714			min	-507.351	2	-117.704	6	-1.83	2	0	2	0	2	-.002	3
8715		18	max	234.382	1	10.485	1	1.613	1	0	1	0	1	.016	8
8716			min	-507.561	2	-118.113	6	-1.62	2	0	2	0	2	-.002	1
8717		19	max	234.592	1	10.405	1	1.403	1	0	1	0	1	.022	8
8718			min	-507.771	2	-118.522	6	-1.41	2	0	2	0	2	-.003	1
8719		20	max	234.802	1	10.325	1	1.193	1	0	1	0	1	.028	8
8720			min	-507.981	2	-118.931	6	-1.2	2	0	2	0	2	-.003	1
8721	M228C	1	max	639.412	1	4.973	2	1.489	1	0	10	0	1	.005	2
8722			min	-996.621	2	-42.827	7	-1.58	2	0	1	0	2	-.009	1
8723		2	max	639.631	1	4.891	2	1.271	1	0	10	0	1	.004	2
8724			min	-996.839	2	-43.252	7	-1.361	2	0	1	0	2	-.007	1
8725		3	max	639.849	1	4.808	2	1.052	1	0	10	0	1	.004	2
8726			min	-997.057	2	-43.677	7	-1.172	10	0	1	0	2	-.005	1
8727		4	max	640.067	1	4.725	2	.834	1	0	10	0	1	.004	2
8728			min	-997.276	2	-44.102	7	-1.194	10	0	1	0	2	-.004	1
8729		5	max	640.286	1	4.642	2	.616	1	0	10	0	1	.004	2
8730			min	-997.494	2	-44.527	7	-1.216	10	0	1	0	2	-.002	1
8731		6	max	640.504	1	4.559	2	.397	1	0	10	0	1	.005	6
8732			min	-997.712	2	-44.952	7	-1.237	10	0	1	0	2	0	1
8733		7	max	640.722	1	4.476	2	.179	1	0	10	0	1	.007	6
8734			min	-997.931	2	-45.378	7	-1.259	10	0	1	0	2	.002	1
8735		8	max	640.94	1	4.394	2	.059	3	0	10	0	1	.009	7
8736			min	-998.149	2	-45.803	7	-1.281	10	0	1	0	2	.003	4
8737		9	max	641.159	1	4.311	2	.277	3	0	10	0	1	.011	7
8738			min	-998.367	2	-46.228	7	-1.303	10	0	1	0	2	.002	4
8739		10	max	662.318	1	.161	4	1.329	1	0	2	0	1	.002	4
8740			min	-1109.771	2	-26.243	7	-1.381	2	0	1	0	2	-.005	3
8741		11	max	662.536	1	.078	4	1.11	1	0	2	0	1	.002	4
8742			min	-1109.989	2	-26.668	7	-1.163	2	0	1	0	2	-.004	1
8743		12	max	662.755	1	-.005	4	.892	1	0	2	0	1	.002	2
8744			min	-1110.207	2	-27.093	7	-.945	2	0	1	0	2	-.003	1
8745		13	max	662.973	1	-.088	4	.674	1	0	2	0	1	.002	2
8746			min	-1110.425	2	-27.518	7	-.727	2	0	1	0	2	-.002	1
8747		14	max	663.191	1	-.171	4	.455	1	0	2	0	1	.002	2
8748			min	-1110.644	2	-27.943	7	-.615	10	0	1	0	2	-.001	1
8749		15	max	663.41	1	-.254	4	.237	1	0	2	0	1	.003	6
8750			min	-1110.862	2	-28.368	7	-.636	10	0	1	0	2	0	1
8751		16	max	663.628	1	-.336	4	.027	7	0	2	0	1	.005	6
8752			min	-1111.08	2	-28.793	7	-.658	10	0	1	0	2	0	1

Envelope Member Section Forces (Continued)

	Member	Sec		Axial[lb]	LC	y Shear[lb]	LC	z Shear[lb]	LC	Torque[k-...	LC	y-y Mome...	LC	z-z Mome...	LC
8753		17	max	663.846	1	-.419	4	.208	3	0	2	0	1	.006	6
8754			min	-1111.299	2	-29.218	7	-.68	10	0	1	0	2	.002	1
8755		18	max	664.064	1	-.502	4	.427	3	0	2	0	1	.007	7
8756			min	-1111.517	2	-29.644	7	-.702	10	0	1	0	2	.002	4
8757		19	max	664.283	1	-.585	4	.645	3	0	2	0	1	.009	7
8758			min	-1111.735	2	-30.069	7	-.724	10	0	1	0	2	.002	4
8759		20	max	664.501	1	-.668	4	.863	3	0	2	0	1	.011	7
8760			min	-1111.953	2	-30.494	7	-.922	4	0	1	0	2	.003	4
8761	M229C	1	max	3120.377	6	2319.623	6	2355.262	7	.115	4	.167	7	-.016	1
8762			min	91.684	1	532.307	1	542.811	4	-.12	3	-.005	4	-.159	6
8763		2	max	3120.377	6	2319.623	6	2355.262	7	.115	4	.175	7	-.017	1
8764			min	91.684	1	532.307	1	542.811	4	-.12	3	-.004	4	-.167	6
8765		3	max	3120.377	6	2319.623	6	2355.262	7	.115	4	.183	7	-.019	1
8766			min	91.684	1	532.307	1	542.811	4	-.12	3	-.002	4	-.175	6
8767		4	max	3120.377	6	2319.623	6	2355.262	7	.115	4	.191	7	-.021	1
8768			min	91.684	1	532.307	1	542.811	4	-.12	3	0	4	-.182	6
8769		5	max	3120.377	6	2319.623	6	2355.262	7	.115	4	.198	7	-.023	1
8770			min	91.684	1	532.307	1	542.811	4	-.12	3	.002	4	-.19	6
8771		6	max	3120.377	6	2319.623	6	2355.262	7	.115	4	.206	7	-.025	1
8772			min	91.684	1	532.307	1	542.811	4	-.12	3	.004	4	-.198	6
8773		7	max	3120.377	6	2319.623	6	2355.262	7	.115	4	.214	7	-.026	1
8774			min	91.684	1	532.307	1	542.811	4	-.12	3	.005	4	-.205	6
8775		8	max	3120.377	6	2319.623	6	2355.262	7	.115	4	.222	7	-.028	1
8776			min	91.684	1	532.307	1	542.811	4	-.12	3	.007	4	-.213	6
8777		9	max	3120.377	6	2319.623	6	2355.262	7	.115	4	.229	7	-.03	1
8778			min	91.684	1	532.307	1	542.811	4	-.12	3	.009	4	-.22	6
8779		10	max	3120.377	6	2319.623	6	2355.262	7	.115	4	.237	7	-.032	1
8780			min	91.684	1	532.307	1	542.811	4	-.12	3	.011	4	-.228	6
8781		11	max	3120.377	6	2319.623	6	2355.262	7	.115	4	.245	7	-.033	1
8782			min	91.684	1	532.307	1	542.811	4	-.12	3	.012	4	-.236	6
8783		12	max	3120.377	6	2319.623	6	2355.262	7	.115	4	.253	7	-.035	1
8784			min	91.684	1	532.307	1	542.811	4	-.12	3	.014	4	-.243	6
8785		13	max	3120.377	6	2319.623	6	2355.262	7	.115	4	.26	7	-.037	1
8786			min	91.684	1	532.307	1	542.811	4	-.12	3	.016	4	-.251	6
8787		14	max	3120.377	6	2319.623	6	2355.262	7	.115	4	.268	7	-.039	1
8788			min	91.684	1	532.307	1	542.811	4	-.12	3	.018	4	-.259	6
8789		15	max	3120.377	6	2319.623	6	2355.262	7	.115	4	.276	7	-.04	1
8790			min	91.684	1	532.307	1	542.811	4	-.12	3	.02	4	-.266	6
8791		16	max	3120.377	6	2319.623	6	2355.262	7	.115	4	.284	7	-.042	1
8792			min	91.684	1	532.307	1	542.811	4	-.12	3	.021	4	-.274	6
8793		17	max	3120.377	6	2319.623	6	2355.262	7	.115	4	.291	7	-.044	1
8794			min	91.684	1	532.307	1	542.811	4	-.12	3	.023	4	-.282	6
8795		18	max	3120.377	6	2319.623	6	2355.262	7	.115	4	.299	7	-.046	1
8796			min	91.684	1	532.307	1	542.811	4	-.12	3	.025	4	-.289	6
8797		19	max	3120.377	6	2319.623	6	2355.262	7	.115	4	.307	7	-.047	1
8798			min	91.684	1	532.307	1	542.811	4	-.12	3	.027	4	-.297	6
8799		20	max	3120.377	6	2319.623	6	2355.262	7	.115	4	.315	7	-.049	1
8800			min	91.684	1	532.307	1	542.811	4	-.12	3	.029	4	-.304	6
8801	M230B	1	max	105.884	1	3830.98	7	196.922	1	.144	3	.024	3	-.125	4
8802			min	-2381.845	6	948.502	1	-180.77	2	-.137	4	-.022	4	-.402	7
8803		2	max	105.884	1	3830.98	7	196.922	1	.144	3	.024	3	-.127	4
8804			min	-2381.845	6	948.502	1	-180.77	2	-.137	4	-.022	4	-.413	7

Envelope Member Section Forces (Continued)

	Member	Sec		Axial[lb]	LC	y Shear[lb]	LC	z Shear[lb]	LC	Torque[k-...	LC	y-y Mome...	LC	z-z Mome...	LC
8805		3	max	105.884	1	3830.98	7	196.922	1	.144	3	.025	3	-.13	4
8806			min	-2381.845	6	948.502	1	-180.77	2	-.137	4	-.023	4	-.425	7
8807		4	max	105.884	1	3830.98	7	196.922	1	.144	3	.025	3	-.133	4
8808			min	-2381.845	6	948.502	1	-180.77	2	-.137	4	-.023	4	-.436	7
8809		5	max	105.884	1	3830.98	7	196.922	1	.144	3	.026	3	-.136	4
8810			min	-2381.845	6	948.502	1	-180.77	2	-.137	4	-.024	4	-.447	7
8811		6	max	105.884	1	3830.98	7	196.922	1	.144	3	.026	3	-.139	4
8812			min	-2381.845	6	948.502	1	-180.77	2	-.137	4	-.024	4	-.458	7
8813		7	max	105.884	1	3830.98	7	196.922	1	.144	3	.027	3	-.141	4
8814			min	-2381.845	6	948.502	1	-180.77	2	-.137	4	-.025	4	-.469	7
8815		8	max	105.884	1	3830.98	7	196.922	1	.144	3	.027	3	-.144	4
8816			min	-2381.845	6	948.502	1	-180.77	2	-.137	4	-.025	4	-.48	7
8817		9	max	105.884	1	3830.98	7	196.922	1	.144	3	.028	3	-.147	4
8818			min	-2381.845	6	948.502	1	-180.77	2	-.137	4	-.026	4	-.491	7
8819		10	max	105.884	1	3830.98	7	196.922	1	.144	3	.029	3	-.15	4
8820			min	-2381.845	6	948.502	1	-180.77	2	-.137	4	-.026	4	-.502	7
8821		11	max	105.884	1	3830.98	7	196.922	1	.144	3	.029	3	-.153	4
8822			min	-2381.845	6	948.502	1	-180.77	2	-.137	4	-.027	4	-.513	7
8823		12	max	105.884	1	3830.98	7	196.922	1	.144	3	.03	3	-.156	4
8824			min	-2381.845	6	948.502	1	-180.77	2	-.137	4	-.027	4	-.525	7
8825		13	max	105.884	1	3830.98	7	196.922	1	.144	3	.03	3	-.158	4
8826			min	-2381.845	6	948.502	1	-180.77	2	-.137	4	-.028	4	-.536	7
8827		14	max	105.884	1	3830.98	7	196.922	1	.144	3	.031	3	-.161	4
8828			min	-2381.845	6	948.502	1	-180.77	2	-.137	4	-.028	4	-.547	7
8829		15	max	105.884	1	3830.98	7	196.922	1	.144	3	.031	3	-.164	4
8830			min	-2381.845	6	948.502	1	-180.77	2	-.137	4	-.029	4	-.558	7
8831		16	max	105.884	1	3830.98	7	196.922	1	.144	3	.032	3	-.167	4
8832			min	-2381.845	6	948.502	1	-180.77	2	-.137	4	-.03	4	-.569	7
8833		17	max	105.884	1	3830.98	7	196.922	1	.144	3	.033	3	-.17	4
8834			min	-2381.845	6	948.502	1	-180.77	2	-.137	4	-.03	4	-.58	7
8835		18	max	105.884	1	3830.98	7	196.922	1	.144	3	.033	3	-.173	4
8836			min	-2381.845	6	948.502	1	-180.77	2	-.137	4	-.031	4	-.591	7
8837		19	max	105.884	1	3830.98	7	196.922	1	.144	3	.034	3	-.175	4
8838			min	-2381.845	6	948.502	1	-180.77	2	-.137	4	-.031	4	-.602	7
8839		20	max	105.884	1	3830.98	7	196.922	1	.144	3	.034	3	-.178	4
8840			min	-2381.845	6	948.502	1	-180.77	2	-.137	4	-.032	4	-.613	7
8841	M231B	1	max	217.026	7	-135.238	4	1514.993	6	.027	4	0	1	0	2
8842			min	48.913	4	-1563.388	7	170.09	1	-.028	3	-.063	6	-.063	5
8843		2	max	217.026	7	-135.238	4	1514.993	6	.027	4	0	1	.001	2
8844			min	48.913	4	-1563.388	7	170.09	1	-.028	3	-.058	6	-.058	5
8845		3	max	217.026	7	-135.238	4	1514.993	6	.027	4	0	1	.002	2
8846			min	48.913	4	-1563.388	7	170.09	1	-.028	3	-.053	6	-.054	5
8847		4	max	217.026	7	-135.238	4	1514.993	6	.027	4	.001	1	.004	2
8848			min	48.913	4	-1563.388	7	170.09	1	-.028	3	-.048	6	-.049	5
8849		5	max	217.026	7	-135.238	4	1514.993	6	.027	4	.002	1	.005	2
8850			min	48.913	4	-1563.388	7	170.09	1	-.028	3	-.043	6	-.044	5
8851		6	max	217.026	7	-135.238	4	1514.993	6	.027	4	.003	1	.006	2
8852			min	48.913	4	-1563.388	7	170.09	1	-.028	3	-.039	6	-.039	5
8853		7	max	217.026	7	-135.238	4	1514.993	6	.027	4	.003	1	.008	2
8854			min	48.913	4	-1563.388	7	170.09	1	-.028	3	-.034	6	-.034	5
8855		8	max	217.026	7	-135.238	4	1514.993	6	.027	4	.004	1	.009	2
8856			min	48.913	4	-1563.388	7	170.09	1	-.028	3	-.029	6	-.029	5

Envelope Member Section Forces (Continued)

	Member	Sec		Axial[lb]	LC	y Shear[lb]	LC	z Shear[lb]	LC	Torque[k-...	LC	y-y Mome...	LC	z-z Mome...	LC
8857		9	max	217.026	7	-135.238	4	1514.993	6	.027	4	.004	1	.01	2
8858			min	48.913	4	-1563.388	7	170.09	1	-.028	3	-.024	6	-.026	1
8859		10	max	217.026	7	-135.238	4	1514.993	6	.027	4	.005	1	.012	2
8860			min	48.913	4	-1563.388	7	170.09	1	-.028	3	-.019	6	-.024	1
8861		11	max	217.026	7	-135.238	4	1514.993	6	.027	4	.005	1	.013	2
8862			min	48.913	4	-1563.388	7	170.09	1	-.028	3	-.014	2	-.022	1
8863		12	max	217.026	7	-135.238	4	1514.993	6	.027	4	.007	10	.014	2
8864			min	48.913	4	-1563.388	7	170.09	1	-.028	3	-.011	2	-.02	1
8865		13	max	217.026	7	-135.238	4	1514.993	6	.027	4	.009	10	.016	2
8866			min	48.913	4	-1563.388	7	170.09	1	-.028	3	-.008	2	-.017	1
8867		14	max	217.026	7	-135.238	4	1514.993	6	.027	4	.011	10	.017	2
8868			min	48.913	4	-1563.388	7	170.09	1	-.028	3	-.005	2	-.015	1
8869		15	max	217.026	7	-135.238	4	1514.993	6	.027	4	.014	10	.018	2
8870			min	48.913	4	-1563.388	7	170.09	1	-.028	3	-.002	2	-.013	1
8871		16	max	217.026	7	-135.238	4	1514.993	6	.027	4	.016	10	.02	2
8872			min	48.913	4	-1563.388	7	170.09	1	-.028	3	0	2	-.011	1
8873		17	max	217.026	7	-135.238	4	1514.993	6	.027	4	.018	10	.022	7
8874			min	48.913	4	-1563.388	7	170.09	1	-.028	3	.003	3	-.009	4
8875		18	max	217.026	7	-135.238	4	1514.993	6	.027	4	.021	6	.027	7
8876			min	48.913	4	-1563.388	7	170.09	1	-.028	3	.004	3	-.008	4
8877		19	max	217.026	7	-135.238	4	1514.993	6	.027	4	.026	6	.032	7
8878			min	48.913	4	-1563.388	7	170.09	1	-.028	3	.005	3	-.008	4
8879		20	max	217.026	7	-135.238	4	1514.993	6	.027	4	.031	6	.037	7
8880			min	48.913	4	-1563.388	7	170.09	1	-.028	3	.006	3	-.007	4
8881	M232B	1	max	-2.663	10	10.143	3	10.146	2	0	4	0	1	0	3
8882			min	-7.187	5	-10.143	4	-10.144	1	0	3	0	2	0	4
8883		2	max	-2.663	10	10.143	3	10.146	2	0	4	0	1	0	3
8884			min	-7.187	5	-10.143	4	-10.144	1	0	3	0	2	0	4
8885		3	max	-2.663	10	10.143	3	10.146	2	0	4	0	1	0	3
8886			min	-7.187	5	-10.143	4	-10.144	1	0	3	0	2	0	4
8887		4	max	-2.663	10	10.143	3	10.146	2	0	4	0	1	0	3
8888			min	-7.187	5	-10.143	4	-10.144	1	0	3	0	2	0	4
8889		5	max	-2.663	10	10.143	3	10.146	2	0	4	0	1	0	3
8890			min	-7.187	5	-10.143	4	-10.144	1	0	3	0	2	0	4
8891		6	max	-2.663	10	10.143	3	10.146	2	0	4	0	1	0	3
8892			min	-7.187	5	-10.143	4	-10.144	1	0	3	0	2	0	4
8893		7	max	-2.663	10	10.143	3	10.146	2	0	4	0	1	0	3
8894			min	-7.187	5	-10.143	4	-10.144	1	0	3	0	2	0	4
8895		8	max	-2.663	10	10.143	3	10.146	2	0	4	0	1	0	3
8896			min	-7.187	5	-10.143	4	-10.144	1	0	3	0	2	0	4
8897		9	max	-2.663	10	10.143	3	10.146	2	0	4	0	1	0	3
8898			min	-7.187	5	-10.143	4	-10.144	1	0	3	0	2	0	4
8899		10	max	-2.663	10	10.143	3	10.146	2	0	4	0	1	0	3
8900			min	-7.187	5	-10.143	4	-10.144	1	0	3	0	2	0	4
8901		11	max	-2.663	10	10.143	3	10.146	2	0	4	0	1	0	3
8902			min	-7.187	5	-10.143	4	-10.144	1	0	3	0	2	0	4
8903		12	max	-2.663	10	10.143	3	10.146	2	0	4	0	1	0	3
8904			min	-7.187	5	-10.143	4	-10.144	1	0	3	0	2	0	4
8905		13	max	-2.663	10	10.143	3	10.146	2	0	4	0	1	0	3
8906			min	-7.187	5	-10.143	4	-10.144	1	0	3	0	2	0	4
8907		14	max	-2.663	10	10.143	3	10.146	2	0	4	0	1	0	3
8908			min	-7.187	5	-10.143	4	-10.144	1	0	3	0	2	0	4

Envelope Member Section Forces (Continued)

	Member	Sec		Axial[lb]	LC	y Shear[lb]	LC	z Shear[lb]	LC	Torque[k-...	LC	y-y Mome...	LC	z-z Mome...	LC
8909		15	max	-2.663	10	10.143	3	10.146	2	0	4	0	1	0	3
8910			min	-7.187	5	-10.143	4	-10.144	1	0	3	0	2	0	4
8911		16	max	-2.663	10	10.143	3	10.146	2	0	4	0	1	0	3
8912			min	-7.187	5	-10.143	4	-10.144	1	0	3	0	2	0	4
8913		17	max	-2.663	10	10.143	3	10.146	2	0	4	0	1	0	3
8914			min	-7.187	5	-10.143	4	-10.144	1	0	3	0	2	0	4
8915		18	max	-2.663	10	10.143	3	10.146	2	0	4	0	1	0	3
8916			min	-7.187	5	-10.143	4	-10.144	1	0	3	0	2	0	4
8917		19	max	-2.663	10	10.143	3	10.146	2	0	4	0	1	0	7
8918			min	-7.187	5	-10.143	4	-10.144	1	0	3	0	6	0	4
8919		20	max	-2.663	10	10.143	3	10.146	2	0	4	0	1	0	7
8920			min	-7.187	5	-10.143	4	-10.144	1	0	3	0	6	0	4
8921	M233B	1	max	-14.542	1	914.868	1	1990.213	7	.147	1	.043	4	.058	1
8922			min	-251.709	6	-2112.918	2	-607.833	1	-.144	2	-.1	3	-.114	2
8923		2	max	-14.542	1	914.868	1	1990.213	7	.147	1	.041	4	.055	1
8924			min	-251.709	6	-2112.918	2	-607.833	1	-.144	2	-.094	3	-.107	2
8925		3	max	-14.542	1	914.868	1	1990.213	7	.147	1	.039	4	.052	1
8926			min	-251.709	6	-2112.918	2	-607.833	1	-.144	2	-.088	3	-.1	2
8927		4	max	-14.542	1	914.868	1	1990.213	7	.147	1	.037	4	.049	1
8928			min	-251.709	6	-2112.918	2	-607.833	1	-.144	2	-.082	3	-.093	2
8929		5	max	-14.542	1	914.868	1	1990.213	7	.147	1	.035	4	.046	1
8930			min	-251.709	6	-2112.918	2	-607.833	1	-.144	2	-.076	3	-.087	2
8931		6	max	-14.542	1	914.868	1	1990.213	7	.147	1	.033	4	.043	1
8932			min	-251.709	6	-2112.918	2	-607.833	1	-.144	2	-.07	3	-.08	2
8933		7	max	-14.542	1	914.868	1	1990.213	7	.147	1	.031	4	.04	1
8934			min	-251.709	6	-2112.918	2	-607.833	1	-.144	2	-.064	3	-.073	2
8935		8	max	-14.542	1	914.868	1	1990.213	7	.147	1	.029	4	.037	1
8936			min	-251.709	6	-2112.918	2	-607.833	1	-.144	2	-.058	3	-.066	2
8937		9	max	-14.542	1	914.868	1	1990.213	7	.147	1	.027	4	.034	1
8938			min	-251.709	6	-2112.918	2	-607.833	1	-.144	2	-.053	3	-.059	2
8939		10	max	-14.542	1	914.868	1	1990.213	7	.147	1	.025	4	.031	1
8940			min	-251.709	6	-2112.918	2	-607.833	1	-.144	2	-.047	3	-.052	2
8941		11	max	-14.542	1	914.868	1	1990.213	7	.147	1	.023	4	.028	1
8942			min	-251.709	6	-2112.918	2	-607.833	1	-.144	2	-.041	3	-.045	2
8943		12	max	-14.542	1	914.868	1	1990.213	7	.147	1	.021	4	.025	1
8944			min	-251.709	6	-2112.918	2	-607.833	1	-.144	2	-.035	3	-.038	2
8945		13	max	-14.542	1	914.868	1	1990.213	7	.147	1	.019	4	.022	1
8946			min	-251.709	6	-2112.918	2	-607.833	1	-.144	2	-.029	3	-.031	2
8947		14	max	-14.542	1	914.868	1	1990.213	7	.147	1	.017	4	.019	1
8948			min	-251.709	6	-2112.918	2	-607.833	1	-.144	2	-.023	3	-.024	2
8949		15	max	-14.542	1	914.868	1	1990.213	7	.147	1	.015	4	.016	1
8950			min	-251.709	6	-2112.918	2	-607.833	1	-.144	2	-.017	3	-.017	2
8951		16	max	-14.542	1	914.868	1	1990.213	7	.147	1	.013	4	.013	1
8952			min	-251.709	6	-2112.918	2	-607.833	1	-.144	2	-.011	3	-.01	2
8953		17	max	-14.542	1	914.868	1	1990.213	7	.147	1	.011	4	.01	5
8954			min	-251.709	6	-2112.918	2	-607.833	1	-.144	2	-.005	3	-.003	2
8955		18	max	-14.542	1	914.868	1	1990.213	7	.147	1	.014	8	.014	5
8956			min	-251.709	6	-2112.918	2	-607.833	1	-.144	2	0	3	.004	2
8957		19	max	-14.542	1	914.868	1	1990.213	7	.147	1	.019	6	.02	7
8958			min	-251.709	6	-2112.918	2	-607.833	1	-.144	2	.006	1	.003	4
8959		20	max	-14.542	1	914.868	1	1990.213	7	.147	1	.026	6	.027	6
8960			min	-251.709	6	-2112.918	2	-607.833	1	-.144	2	.004	1	0	1

Envelope Member Section Forces (Continued)

	Member	Sec		Axial[lb]	LC	y Shear[lb]	LC	z Shear[lb]	LC	Torque[k-...	LC	y-y Mome...	LC	z-z Mome...	LC
8961	M234B	1	max	152.304	6	-277.106	1	114.5	3	.075	10	.007	4	-.016	1
8962			min	9.106	1	-7907.664	6	-113.643	4	-.033	3	-.008	3	-.47	6
8963		2	max	152.304	6	-277.106	1	114.5	3	.075	10	.007	4	-.015	1
8964			min	9.106	1	-7907.664	6	-113.643	4	-.033	3	-.007	3	-.444	6
8965		3	max	152.304	6	-277.106	1	114.5	3	.075	10	.007	4	-.014	1
8966			min	9.106	1	-7907.664	6	-113.643	4	-.033	3	-.007	3	-.418	6
8967		4	max	152.304	6	-277.106	1	114.5	3	.075	10	.006	4	-.013	1
8968			min	9.106	1	-7907.664	6	-113.643	4	-.033	3	-.006	3	-.392	6
8969		5	max	152.304	6	-277.106	1	114.5	3	.075	10	.006	4	-.012	1
8970			min	9.106	1	-7907.664	6	-113.643	4	-.033	3	-.006	3	-.366	6
8971		6	max	152.304	6	-277.106	1	114.5	3	.075	10	.005	4	-.011	1
8972			min	9.106	1	-7907.664	6	-113.643	4	-.033	3	-.006	3	-.34	6
8973		7	max	152.304	6	-277.106	1	114.5	3	.075	10	.005	4	-.01	1
8974			min	9.106	1	-7907.664	6	-113.643	4	-.033	3	-.005	3	-.314	6
8975		8	max	152.304	6	-277.106	1	114.5	3	.075	10	.005	1	-.009	1
8976			min	9.106	1	-7907.664	6	-113.643	4	-.033	3	-.005	3	-.288	6
8977		9	max	152.304	6	-277.106	1	114.5	3	.075	10	.005	1	-.008	1
8978			min	9.106	1	-7907.664	6	-113.643	4	-.033	3	-.005	3	-.262	6
8979		10	max	152.304	6	-277.106	1	114.5	3	.075	10	.004	1	-.007	1
8980			min	9.106	1	-7907.664	6	-113.643	4	-.033	3	-.004	2	-.236	6
8981		11	max	152.304	6	-277.106	1	114.5	3	.075	10	.004	1	-.006	1
8982			min	9.106	1	-7907.664	6	-113.643	4	-.033	3	-.004	2	-.21	6
8983		12	max	152.304	6	-277.106	1	114.5	3	.075	10	.004	1	-.006	1
8984			min	9.106	1	-7907.664	6	-113.643	4	-.033	3	-.004	2	-.184	6
8985		13	max	152.304	6	-277.106	1	114.5	3	.075	10	.004	1	-.005	1
8986			min	9.106	1	-7907.664	6	-113.643	4	-.033	3	-.004	2	-.158	6
8987		14	max	152.304	6	-277.106	1	114.5	3	.075	10	.003	1	-.004	1
8988			min	9.106	1	-7907.664	6	-113.643	4	-.033	3	-.003	2	-.132	6
8989		15	max	152.304	6	-277.106	1	114.5	3	.075	10	.003	1	-.003	1
8990			min	9.106	1	-7907.664	6	-113.643	4	-.033	3	-.003	2	-.106	6
8991		16	max	152.304	6	-277.106	1	114.5	3	.075	10	.003	1	-.002	1
8992			min	9.106	1	-7907.664	6	-113.643	4	-.033	3	-.003	2	-.08	6
8993		17	max	152.304	6	-277.106	1	114.5	3	.075	10	.003	1	0	1
8994			min	9.106	1	-7907.664	6	-113.643	4	-.033	3	-.003	2	-.054	6
8995		18	max	152.304	6	-277.106	1	114.5	3	.075	10	.002	1	0	1
8996			min	9.106	1	-7907.664	6	-113.643	4	-.033	3	-.002	2	-.028	6
8997		19	max	152.304	6	-277.106	1	114.5	3	.075	10	.002	1	0	1
8998			min	9.106	1	-7907.664	6	-113.643	4	-.033	3	-.002	2	-.002	2
8999		20	max	152.304	6	-277.106	1	114.5	3	.075	10	.002	1	.024	6
9000			min	9.106	1	-7907.664	6	-113.643	4	-.033	3	-.002	2	.002	1
9001	M235A	1	max	85.869	6	-64.036	1	887.055	6	0	2	0	1	-.002	1
9002			min	3.671	1	-885.902	6	67.935	1	0	1	-.017	6	-.017	6
9003		2	max	85.869	6	-64.036	1	887.055	6	0	2	0	1	-.002	1
9004			min	3.671	1	-885.902	6	67.935	1	0	1	-.014	6	-.014	6
9005		3	max	85.869	6	-64.036	1	887.055	6	0	2	0	1	-.001	1
9006			min	3.671	1	-885.902	6	67.935	1	0	1	-.011	6	-.011	6
9007		4	max	85.869	6	-64.036	1	887.055	6	0	2	0	1	-.001	1
9008			min	3.671	1	-885.902	6	67.935	1	0	1	-.008	7	-.008	6
9009		5	max	85.869	6	-64.036	1	887.055	6	0	2	0	1	0	1
9010			min	3.671	1	-885.902	6	67.935	1	0	1	-.006	7	-.005	6
9011		6	max	85.869	6	-64.036	1	887.055	6	0	2	0	1	0	1
9012			min	3.671	1	-885.902	6	67.935	1	0	1	-.003	7	-.002	6

Envelope Member Section Forces (Continued)

	Member	Sec		Axial[lb]	LC	y Shear[lb]	LC	z Shear[lb]	LC	Torque[k-...	LC	y-y Mome...	LC	z-z Mome...	LC
9013		7	max	85.869	6	-64.036	1	887.055	6	0	2	0	4	0	3
9014			min	3.671	1	-885.902	6	67.935	1	0	1	0	3	0	4
9015		8	max	85.869	6	-64.036	1	887.055	6	0	2	.003	6	.004	7
9016			min	3.671	1	-885.902	6	67.935	1	0	1	0	1	0	1
9017		9	max	85.869	6	-64.036	1	887.055	6	0	2	.006	6	.006	7
9018			min	3.671	1	-885.902	6	67.935	1	0	1	.001	1	0	1
9019		10	max	85.869	6	-64.036	1	887.055	6	0	2	.009	6	.009	7
9020			min	3.671	1	-885.902	6	67.935	1	0	1	.001	1	0	1
9021		11	max	85.869	6	-64.036	1	887.055	6	0	2	.012	6	.012	7
9022			min	3.671	1	-885.902	6	67.935	1	0	1	.002	1	0	1
9023		12	max	85.869	6	-64.036	1	887.055	6	0	2	.015	6	.015	7
9024			min	3.671	1	-885.902	6	67.935	1	0	1	.002	1	0	1
9025		13	max	85.869	6	-64.036	1	887.055	6	0	2	.018	6	.018	7
9026			min	3.671	1	-885.902	6	67.935	1	0	1	.002	1	0	1
9027		14	max	85.869	6	-64.036	1	887.055	6	0	2	.021	6	.021	7
9028			min	3.671	1	-885.902	6	67.935	1	0	1	.002	1	0	1
9029		15	max	85.869	6	-64.036	1	887.055	6	0	2	.024	6	.024	6
9030			min	3.671	1	-885.902	6	67.935	1	0	1	.002	1	.001	1
9031		16	max	85.869	6	-64.036	1	887.055	6	0	2	.027	6	.027	6
9032			min	3.671	1	-885.902	6	67.935	1	0	1	.003	1	.001	1
9033		17	max	85.869	6	-64.036	1	887.055	6	0	2	.03	6	.03	6
9034			min	3.671	1	-885.902	6	67.935	1	0	1	.003	1	.002	1
9035		18	max	85.869	6	-64.036	1	887.055	6	0	2	.032	6	.033	6
9036			min	3.671	1	-885.902	6	67.935	1	0	1	.003	1	.002	1
9037		19	max	85.869	6	-64.036	1	887.055	6	0	2	.035	6	.036	6
9038			min	3.671	1	-885.902	6	67.935	1	0	1	.003	1	.002	1
9039		20	max	85.869	6	-64.036	1	887.055	6	0	2	.038	6	.038	6
9040			min	3.671	1	-885.902	6	67.935	1	0	1	.004	1	.002	1
9041	M236A	1	max	-9.956	1	-49.632	1	5.053	2	.001	1	0	10	-.002	1
9042			min	-81.716	6	-1285.047	6	-6.083	1	-.001	2	0	1	-.043	6
9043		2	max	-9.956	1	-49.632	1	5.053	2	.001	1	0	10	-.001	1
9044			min	-81.716	6	-1285.047	6	-6.083	1	-.001	2	0	1	-.039	6
9045		3	max	-9.956	1	-49.632	1	5.053	2	.001	1	0	2	-.001	1
9046			min	-81.716	6	-1285.047	6	-6.083	1	-.001	2	0	1	-.035	6
9047		4	max	-9.956	1	-49.632	1	5.053	2	.001	1	0	2	-.001	1
9048			min	-81.716	6	-1285.047	6	-6.083	1	-.001	2	0	1	-.03	6
9049		5	max	-9.956	1	-49.632	1	5.053	2	.001	1	0	2	0	1
9050			min	-81.716	6	-1285.047	6	-6.083	1	-.001	2	0	1	-.026	6
9051		6	max	-9.956	1	-49.632	1	5.053	2	.001	1	0	2	0	1
9052			min	-81.716	6	-1285.047	6	-6.083	1	-.001	2	0	1	-.022	6
9053		7	max	-9.956	1	-49.632	1	5.053	2	.001	1	0	2	0	1
9054			min	-81.716	6	-1285.047	6	-6.083	1	-.001	2	0	1	-.018	6
9055		8	max	-9.956	1	-49.632	1	5.053	2	.001	1	0	2	0	1
9056			min	-81.716	6	-1285.047	6	-6.083	1	-.001	2	0	1	-.013	6
9057		9	max	-9.956	1	-49.632	1	5.053	2	.001	1	0	2	0	1
9058			min	-81.716	6	-1285.047	6	-6.083	1	-.001	2	0	1	-.009	6
9059		10	max	-9.956	1	-49.632	1	5.053	2	.001	1	0	2	0	1
9060			min	-81.716	6	-1285.047	6	-6.083	1	-.001	2	0	1	-.005	6
9061		11	max	-9.956	1	-49.632	1	5.053	2	.001	1	0	2	0	1
9062			min	-81.716	6	-1285.047	6	-6.083	1	-.001	2	0	1	0	6
9063		12	max	-9.956	1	-49.632	1	5.053	2	.001	1	0	2	.003	6
9064			min	-81.716	6	-1285.047	6	-6.083	1	-.001	2	0	1	0	1

Envelope Member Section Forces (Continued)

	Member	Sec		Axial[lb]	LC	y Shear[lb]	LC	z Shear[lb]	LC	Torque[k-...	LC	y-y Mome...	LC	z-z Mome...	LC
9065		13	max	-9.956	1	-49.632	1	5.053	2	.001	1	0	2	.008	6
9066			min	-81.716	6	-1285.047	6	-6.083	1	-.001	2	0	1	0	1
9067		14	max	-9.956	1	-49.632	1	5.053	2	.001	1	0	2	.012	6
9068			min	-81.716	6	-1285.047	6	-6.083	1	-.001	2	0	1	0	1
9069		15	max	-9.956	1	-49.632	1	5.053	2	.001	1	0	2	.016	6
9070			min	-81.716	6	-1285.047	6	-6.083	1	-.001	2	0	1	0	1
9071		16	max	-9.956	1	-49.632	1	5.053	2	.001	1	0	2	.02	6
9072			min	-81.716	6	-1285.047	6	-6.083	1	-.001	2	0	1	0	1
9073		17	max	-9.956	1	-49.632	1	5.053	2	.001	1	0	2	.025	6
9074			min	-81.716	6	-1285.047	6	-6.083	1	-.001	2	0	1	.001	1
9075		18	max	-9.956	1	-49.632	1	5.053	2	.001	1	0	2	.029	6
9076			min	-81.716	6	-1285.047	6	-6.083	1	-.001	2	0	1	.001	1
9077		19	max	-9.956	1	-49.632	1	5.053	2	.001	1	0	2	.033	6
9078			min	-81.716	6	-1285.047	6	-6.083	1	-.001	2	0	1	.001	1
9079		20	max	-9.956	1	-49.632	1	5.053	2	.001	1	0	2	.037	6
9080			min	-81.716	6	-1285.047	6	-6.083	1	-.001	2	0	1	.002	1
9081	M237A	1	max	238.976	6	-76.218	1	779.016	6	.001	2	.002	1	-.001	1
9082			min	-56.525	1	-779.364	6	86.698	1	-.001	1	-.022	6	-.022	6
9083		2	max	238.976	6	-76.218	1	779.016	6	.001	2	.003	1	-.001	1
9084			min	-56.525	1	-779.364	6	86.698	1	-.001	1	-.02	6	-.019	6
9085		3	max	238.976	6	-76.218	1	779.016	6	.001	2	.003	1	0	1
9086			min	-56.525	1	-779.364	6	86.698	1	-.001	1	-.017	6	-.016	6
9087		4	max	238.976	6	-76.218	1	779.016	6	.001	2	.003	1	0	1
9088			min	-56.525	1	-779.364	6	86.698	1	-.001	1	-.015	6	-.014	6
9089		5	max	238.976	6	-76.218	1	779.016	6	.001	2	.003	1	0	1
9090			min	-56.525	1	-779.364	6	86.698	1	-.001	1	-.012	6	-.011	6
9091		6	max	238.976	6	-76.218	1	779.016	6	.001	2	.004	1	0	1
9092			min	-56.525	1	-779.364	6	86.698	1	-.001	1	-.01	6	-.009	6
9093		7	max	238.976	6	-76.218	1	779.016	6	.001	2	.004	1	0	1
9094			min	-56.525	1	-779.364	6	86.698	1	-.001	1	-.008	2	-.006	6
9095		8	max	238.976	6	-76.218	1	779.016	6	.001	2	.004	1	0	1
9096			min	-56.525	1	-779.364	6	86.698	1	-.001	1	-.007	2	-.004	10
9097		9	max	238.976	6	-76.218	1	779.016	6	.001	2	.005	1	0	4
9098			min	-56.525	1	-779.364	6	86.698	1	-.001	1	-.005	2	-.003	10
9099		10	max	238.976	6	-76.218	1	779.016	6	.001	2	.005	1	.002	5
9100			min	-56.525	1	-779.364	6	86.698	1	-.001	1	-.004	2	-.001	10
9101		11	max	238.976	6	-76.218	1	779.016	6	.001	2	.005	1	.004	5
9102			min	-56.525	1	-779.364	6	86.698	1	-.001	1	-.002	2	0	10
9103		12	max	238.976	6	-76.218	1	779.016	6	.001	2	.007	8	.007	7
9104			min	-56.525	1	-779.364	6	86.698	1	-.001	1	0	2	.001	10
9105		13	max	238.976	6	-76.218	1	779.016	6	.001	2	.009	8	.009	7
9106			min	-56.525	1	-779.364	6	86.698	1	-.001	1	0	2	.002	1
9107		14	max	238.976	6	-76.218	1	779.016	6	.001	2	.011	8	.012	7
9108			min	-56.525	1	-779.364	6	86.698	1	-.001	1	.002	2	.002	1
9109		15	max	238.976	6	-76.218	1	779.016	6	.001	2	.014	8	.014	7
9110			min	-56.525	1	-779.364	6	86.698	1	-.001	1	.004	2	.002	1
9111		16	max	238.976	6	-76.218	1	779.016	6	.001	2	.016	6	.017	7
9112			min	-56.525	1	-779.364	6	86.698	1	-.001	1	.005	2	.002	1
9113		17	max	238.976	6	-76.218	1	779.016	6	.001	2	.019	6	.02	7
9114			min	-56.525	1	-779.364	6	86.698	1	-.001	1	.006	9	.003	1
9115		18	max	238.976	6	-76.218	1	779.016	6	.001	2	.021	6	.022	7
9116			min	-56.525	1	-779.364	6	86.698	1	-.001	1	.007	1	.003	1

Envelope Member Section Forces (Continued)

	Member	Sec		Axial[lb]	LC	y Shear[lb]	LC	z Shear[lb]	LC	Torque[k-...	LC	y-y Mome...	LC	z-z Mome...	LC
9117		19	max	238.976	6	-76.218	1	779.016	6	.001	2	.024	6	.025	7
9118			min	-56.525	1	-779.364	6	86.698	1	-.001	1	.007	1	.003	1
9119		20	max	238.976	6	-76.218	1	779.016	6	.001	2	.026	6	.027	7
9120			min	-56.525	1	-779.364	6	86.698	1	-.001	1	.008	1	.004	1
9121	M238A	1	max	532.245	1	991.507	5	15.973	2	0	2	.004	2	.027	6
9122			min	-842.557	2	157.358	2	-14.322	1	0	1	-.004	1	0	1
9123		2	max	532.245	1	991.507	5	15.973	2	0	2	.004	2	.024	6
9124			min	-842.557	2	157.358	2	-14.322	1	0	1	-.004	1	-.002	1
9125		3	max	532.245	1	991.507	5	15.973	2	0	2	.004	2	.021	6
9126			min	-842.557	2	157.358	2	-14.322	1	0	1	-.004	1	-.004	1
9127		4	max	532.245	1	991.507	5	15.973	2	0	2	.004	2	.018	6
9128			min	-842.557	2	157.358	2	-14.322	1	0	1	-.004	1	-.005	1
9129		5	max	532.245	1	991.507	5	15.973	2	0	2	.004	2	.016	2
9130			min	-842.557	2	157.358	2	-14.322	1	0	1	-.004	1	-.007	1
9131		6	max	532.245	1	991.507	5	15.973	2	0	2	.004	2	.016	2
9132			min	-842.557	2	157.358	2	-14.322	1	0	1	-.004	1	-.009	1
9133		7	max	532.245	1	991.507	5	15.973	2	0	2	.005	2	.015	2
9134			min	-842.557	2	157.358	2	-14.322	1	0	1	-.004	1	-.011	1
9135		8	max	532.245	1	991.507	5	15.973	2	0	2	.005	2	.014	2
9136			min	-842.557	2	157.358	2	-14.322	1	0	1	-.004	1	-.012	1
9137		9	max	532.245	1	991.507	5	15.973	2	0	2	.005	2	.014	2
9138			min	-842.557	2	157.358	2	-14.322	1	0	1	-.004	1	-.014	1
9139		10	max	532.245	1	991.507	5	15.973	2	0	2	.005	2	.013	2
9140			min	-842.557	2	157.358	2	-14.322	1	0	1	-.005	1	-.016	1
9141		11	max	532.245	1	991.507	5	15.973	2	0	2	.005	2	.013	2
9142			min	-842.557	2	157.358	2	-14.322	1	0	1	-.005	1	-.018	1
9143		12	max	532.245	1	991.507	5	15.973	2	0	2	.005	2	.012	2
9144			min	-842.557	2	157.358	2	-14.322	1	0	1	-.005	1	-.02	1
9145		13	max	532.245	1	991.507	5	15.973	2	0	2	.005	2	.012	2
9146			min	-842.557	2	157.358	2	-14.322	1	0	1	-.005	1	-.021	1
9147		14	max	532.245	1	991.507	5	15.973	2	0	2	.005	2	.011	2
9148			min	-842.557	2	157.358	2	-14.322	1	0	1	-.005	1	-.023	1
9149		15	max	532.245	1	991.507	5	15.973	2	0	2	.005	2	.011	2
9150			min	-842.557	2	157.358	2	-14.322	1	0	1	-.005	1	-.025	1
9151		16	max	532.245	1	991.507	5	15.973	2	0	2	.005	2	.01	2
9152			min	-842.557	2	157.358	2	-14.322	1	0	1	-.005	1	-.027	5
9153		17	max	532.245	1	991.507	5	15.973	2	0	2	.005	2	.01	2
9154			min	-842.557	2	157.358	2	-14.322	1	0	1	-.005	1	-.03	5
9155		18	max	532.245	1	991.507	5	15.973	2	0	2	.005	2	.009	2
9156			min	-842.557	2	157.358	2	-14.322	1	0	1	-.005	1	-.034	5
9157		19	max	532.245	1	991.507	5	15.973	2	0	2	.005	2	.009	2
9158			min	-842.557	2	157.358	2	-14.322	1	0	1	-.005	1	-.037	5
9159		20	max	532.245	1	991.507	5	15.973	2	0	2	.005	2	.008	2
9160			min	-842.557	2	157.358	2	-14.322	1	0	1	-.005	1	-.04	5
9161	M239A	1	max	36.098	5	46.089	2	430.089	5	.001	2	0	3	.003	2
9162			min	-4.763	2	-432.111	5	-50.034	2	-.001	1	-.008	8	-.008	5
9163		2	max	36.098	5	46.089	2	430.089	5	.001	2	0	3	.003	2
9164			min	-4.763	2	-432.111	5	-50.034	2	-.001	1	-.007	8	-.007	1
9165		3	max	36.098	5	46.089	2	430.089	5	.001	2	0	3	.003	2
9166			min	-4.763	2	-432.111	5	-50.034	2	-.001	1	-.005	8	-.006	1
9167		4	max	36.098	5	46.089	2	430.089	5	.001	2	0	3	.002	2
9168			min	-4.763	2	-432.111	5	-50.034	2	-.001	1	-.004	8	-.005	1

Envelope Member Section Forces (Continued)

	Member	Sec		Axial[lb]	LC	y Shear[lb]	LC	z Shear[lb]	LC	Torque[k-...	LC	y-y Mome...	LC	z-z Mome...	LC
9169		5	max	36.098	5	46.089	2	430.089	5	.001	2	0	10	.002	2
9170			min	-4.763	2	-432.111	5	-50.034	2	-.001	1	-.002	8	-.004	1
9171		6	max	36.098	5	46.089	2	430.089	5	.001	2	0	1	.002	2
9172			min	-4.763	2	-432.111	5	-50.034	2	-.001	1	-.001	2	-.003	1
9173		7	max	36.098	5	46.089	2	430.089	5	.001	2	.002	1	.002	2
9174			min	-4.763	2	-432.111	5	-50.034	2	-.001	1	-.002	2	-.002	1
9175		8	max	36.098	5	46.089	2	430.089	5	.001	2	.003	1	.002	6
9176			min	-4.763	2	-432.111	5	-50.034	2	-.001	1	-.002	2	0	1
9177		9	max	36.098	5	46.089	2	430.089	5	.001	2	.004	1	.003	8
9178			min	-4.763	2	-432.111	5	-50.034	2	-.001	1	-.002	2	0	3
9179		10	max	36.098	5	46.089	2	430.089	5	.001	2	.005	1	.005	8
9180			min	-4.763	2	-432.111	5	-50.034	2	-.001	1	-.002	2	0	3
9181		11	max	36.098	5	46.089	2	430.089	5	.001	2	.006	5	.006	8
9182			min	-4.763	2	-432.111	5	-50.034	2	-.001	1	-.002	2	0	3
9183		12	max	36.098	5	46.089	2	430.089	5	.001	2	.008	5	.008	8
9184			min	-4.763	2	-432.111	5	-50.034	2	-.001	1	-.002	2	0	3
9185		13	max	36.098	5	46.089	2	430.089	5	.001	2	.009	5	.009	8
9186			min	-4.763	2	-432.111	5	-50.034	2	-.001	1	-.003	2	0	3
9187		14	max	36.098	5	46.089	2	430.089	5	.001	2	.011	5	.01	8
9188			min	-4.763	2	-432.111	5	-50.034	2	-.001	1	-.003	2	0	3
9189		15	max	36.098	5	46.089	2	430.089	5	.001	2	.012	5	.012	8
9190			min	-4.763	2	-432.111	5	-50.034	2	-.001	1	-.003	2	0	3
9191		16	max	36.098	5	46.089	2	430.089	5	.001	2	.013	5	.013	8
9192			min	-4.763	2	-432.111	5	-50.034	2	-.001	1	-.003	2	0	3
9193		17	max	36.098	5	46.089	2	430.089	5	.001	2	.015	5	.014	8
9194			min	-4.763	2	-432.111	5	-50.034	2	-.001	1	-.003	2	0	3
9195		18	max	36.098	5	46.089	2	430.089	5	.001	2	.016	5	.016	8
9196			min	-4.763	2	-432.111	5	-50.034	2	-.001	1	-.003	2	0	3
9197		19	max	36.098	5	46.089	2	430.089	5	.001	2	.018	5	.017	5
9198			min	-4.763	2	-432.111	5	-50.034	2	-.001	1	-.004	2	0	2
9199		20	max	36.098	5	46.089	2	430.089	5	.001	2	.019	5	.019	5
9200			min	-4.763	2	-432.111	5	-50.034	2	-.001	1	-.004	2	0	2
9201	M240A	1	max	23.148	5	19.297	2	373.173	5	.001	4	0	2	0	2
9202			min	6.33	2	-378.242	5	-11.297	2	-.001	3	-.009	5	-.009	5
9203		2	max	23.148	5	19.297	2	373.173	5	.001	4	0	2	0	2
9204			min	6.33	2	-378.242	5	-11.297	2	-.001	3	-.007	5	-.007	5
9205		3	max	23.148	5	19.297	2	373.173	5	.001	4	0	2	0	2
9206			min	6.33	2	-378.242	5	-11.297	2	-.001	3	-.006	5	-.006	5
9207		4	max	23.148	5	19.297	2	373.173	5	.001	4	0	2	0	2
9208			min	6.33	2	-378.242	5	-11.297	2	-.001	3	-.005	5	-.005	5
9209		5	max	23.148	5	19.297	2	373.173	5	.001	4	0	2	0	2
9210			min	6.33	2	-378.242	5	-11.297	2	-.001	3	-.004	5	-.004	5
9211		6	max	23.148	5	19.297	2	373.173	5	.001	4	0	10	0	2
9212			min	6.33	2	-378.242	5	-11.297	2	-.001	3	-.002	5	-.002	8
9213		7	max	23.148	5	19.297	2	373.173	5	.001	4	0	10	0	2
9214			min	6.33	2	-378.242	5	-11.297	2	-.001	3	-.001	5	-.001	10
9215		8	max	23.148	5	19.297	2	373.173	5	.001	4	0	10	0	7
9216			min	6.33	2	-378.242	5	-11.297	2	-.001	3	0	2	0	10
9217		9	max	23.148	5	19.297	2	373.173	5	.001	4	.001	1	.001	5
9218			min	6.33	2	-378.242	5	-11.297	2	-.001	3	0	2	0	10
9219		10	max	23.148	5	19.297	2	373.173	5	.001	4	.003	8	.003	5
9220			min	6.33	2	-378.242	5	-11.297	2	-.001	3	0	2	0	2

Envelope Member Section Forces (Continued)

	Member	Sec		Axial[lb]	LC	y Shear[lb]	LC	z Shear[lb]	LC	Torque[k-...	LC	y-y Mome...	LC	z-z Mome...	LC
9221		11	max	23.148	5	19.297	2	373.173	5	.001	4	.004	8	.004	5
9222			min	6.33	2	-378.242	5	-11.297	2	-.001	3	0	2	0	2
9223		12	max	23.148	5	19.297	2	373.173	5	.001	4	.005	8	.005	5
9224			min	6.33	2	-378.242	5	-11.297	2	-.001	3	0	2	0	2
9225		13	max	23.148	5	19.297	2	373.173	5	.001	4	.006	8	.006	5
9226			min	6.33	2	-378.242	5	-11.297	2	-.001	3	0	2	0	2
9227		14	max	23.148	5	19.297	2	373.173	5	.001	4	.007	8	.008	5
9228			min	6.33	2	-378.242	5	-11.297	2	-.001	3	0	2	0	2
9229		15	max	23.148	5	19.297	2	373.173	5	.001	4	.009	8	.009	5
9230			min	6.33	2	-378.242	5	-11.297	2	-.001	3	0	2	0	2
9231		16	max	23.148	5	19.297	2	373.173	5	.001	4	.01	8	.01	5
9232			min	6.33	2	-378.242	5	-11.297	2	-.001	3	0	2	0	2
9233		17	max	23.148	5	19.297	2	373.173	5	.001	4	.011	8	.011	5
9234			min	6.33	2	-378.242	5	-11.297	2	-.001	3	0	2	0	2
9235		18	max	23.148	5	19.297	2	373.173	5	.001	4	.012	8	.013	5
9236			min	6.33	2	-378.242	5	-11.297	2	-.001	3	0	2	0	2
9237		19	max	23.148	5	19.297	2	373.173	5	.001	4	.014	5	.014	5
9238			min	6.33	2	-378.242	5	-11.297	2	-.001	3	-.001	2	0	2
9239		20	max	23.148	5	19.297	2	373.173	5	.001	4	.015	5	.015	5
9240			min	6.33	2	-378.242	5	-11.297	2	-.001	3	-.001	2	0	2
9241	M241A	1	max	9.095	6	8.038	2	392.491	8	0	4	0	2	0	3
9242			min	3.639	10	-399.106	5	7.46	2	0	3	-.01	5	-.01	8
9243		2	max	9.095	6	8.038	2	392.491	8	0	4	0	2	0	3
9244			min	3.639	10	-399.106	5	7.46	2	0	3	-.009	5	-.009	8
9245		3	max	9.095	6	8.038	2	392.491	8	0	4	0	2	0	3
9246			min	3.639	10	-399.106	5	7.46	2	0	3	-.007	5	-.007	8
9247		4	max	9.095	6	8.038	2	392.491	8	0	4	0	2	0	3
9248			min	3.639	10	-399.106	5	7.46	2	0	3	-.006	5	-.006	8
9249		5	max	9.095	6	8.038	2	392.491	8	0	4	0	2	0	3
9250			min	3.639	10	-399.106	5	7.46	2	0	3	-.005	5	-.005	8
9251		6	max	9.095	6	8.038	2	392.491	8	0	4	0	2	0	3
9252			min	3.639	10	-399.106	5	7.46	2	0	3	-.004	5	-.003	8
9253		7	max	9.095	6	8.038	2	392.491	8	0	4	0	2	0	3
9254			min	3.639	10	-399.106	5	7.46	2	0	3	-.002	5	-.002	8
9255		8	max	9.095	6	8.038	2	392.491	8	0	4	0	4	0	1
9256			min	3.639	10	-399.106	5	7.46	2	0	3	-.001	5	-.001	2
9257		9	max	9.095	6	8.038	2	392.491	8	0	4	.001	4	.002	1
9258			min	3.639	10	-399.106	5	7.46	2	0	3	0	3	-.001	2
9259		10	max	9.095	6	8.038	2	392.491	8	0	4	.002	8	.002	1
9260			min	3.639	10	-399.106	5	7.46	2	0	3	0	3	-.001	2
9261		11	max	9.095	6	8.038	2	392.491	8	0	4	.003	8	.004	5
9262			min	3.639	10	-399.106	5	7.46	2	0	3	0	3	-.001	2
9263		12	max	9.095	6	8.038	2	392.491	8	0	4	.005	8	.005	5
9264			min	3.639	10	-399.106	5	7.46	2	0	3	0	3	-.001	2
9265		13	max	9.095	6	8.038	2	392.491	8	0	4	.006	8	.006	5
9266			min	3.639	10	-399.106	5	7.46	2	0	3	0	3	-.001	2
9267		14	max	9.095	6	8.038	2	392.491	8	0	4	.007	8	.008	5
9268			min	3.639	10	-399.106	5	7.46	2	0	3	0	3	-.001	2
9269		15	max	9.095	6	8.038	2	392.491	8	0	4	.009	8	.009	5
9270			min	3.639	10	-399.106	5	7.46	2	0	3	0	3	-.001	2
9271		16	max	9.095	6	8.038	2	392.491	8	0	4	.01	8	.01	5
9272			min	3.639	10	-399.106	5	7.46	2	0	3	0	3	-.001	2

Envelope Member Section Forces (Continued)

	Member	Sec		Axial[lb]	LC	y Shear[lb]	LC	z Shear[lb]	LC	Torque[k-...	LC	y-y Mome...	LC	z-z Mome...	LC
9273		17	max	9.095	6	8.038	2	392.491	8	0	4	.011	8	.011	5
9274			min	3.639	10	-399.106	5	7.46	2	0	3	0	3	-.001	2
9275		18	max	9.095	6	8.038	2	392.491	8	0	4	.012	8	.013	5
9276			min	3.639	10	-399.106	5	7.46	2	0	3	0	3	-.001	2
9277		19	max	9.095	6	8.038	2	392.491	8	0	4	.014	8	.014	5
9278			min	3.639	10	-399.106	5	7.46	2	0	3	0	3	-.001	2
9279		20	max	9.095	6	8.038	2	392.491	8	0	4	.015	8	.015	5
9280			min	3.639	10	-399.106	5	7.46	2	0	3	0	3	-.001	2
9281	M242	1	max	-23.003	2	258.819	1	1009.525	6	.003	1	-.002	2	-.002	3
9282			min	-524.498	5	-1003.09	6	-271.477	1	-.003	2	-.013	5	-.013	8
9283		2	max	-23.003	2	258.819	1	1009.525	6	.003	1	.001	2	0	3
9284			min	-524.498	5	-1003.09	6	-271.477	1	-.003	2	-.011	5	-.011	8
9285		3	max	-23.003	2	258.819	1	1009.525	6	.003	1	.004	2	.003	2
9286			min	-524.498	5	-1003.09	6	-271.477	1	-.003	2	-.009	5	-.009	8
9287		4	max	-23.003	2	258.819	1	1009.525	6	.003	1	.007	2	.006	2
9288			min	-524.498	5	-1003.09	6	-271.477	1	-.003	2	-.01	1	-.009	1
9289		5	max	-23.003	2	258.819	1	1009.525	6	.003	1	.01	2	.009	2
9290			min	-524.498	5	-1003.09	6	-271.477	1	-.003	2	-.011	1	-.01	1
9291		6	max	-23.003	2	258.819	1	1009.525	6	.003	1	.013	2	.012	2
9292			min	-524.498	5	-1003.09	6	-271.477	1	-.003	2	-.011	1	-.01	1
9293		7	max	-23.003	2	258.819	1	1009.525	6	.003	1	.016	2	.015	2
9294			min	-524.498	5	-1003.09	6	-271.477	1	-.003	2	-.012	1	-.011	1
9295		8	max	-23.003	2	258.819	1	1009.525	6	.003	1	.019	2	.018	2
9296			min	-524.498	5	-1003.09	6	-271.477	1	-.003	2	-.013	1	-.012	1
9297		9	max	-23.003	2	258.819	1	1009.525	6	.003	1	.022	2	.02	2
9298			min	-524.498	5	-1003.09	6	-271.477	1	-.003	2	-.014	1	-.013	1
9299		10	max	-23.003	2	258.819	1	1009.525	6	.003	1	.025	2	.023	2
9300			min	-524.498	5	-1003.09	6	-271.477	1	-.003	2	-.015	1	-.014	1
9301		11	max	-23.003	2	258.819	1	1009.525	6	.003	1	.027	2	.026	2
9302			min	-524.498	5	-1003.09	6	-271.477	1	-.003	2	-.016	1	-.015	1
9303		12	max	-23.003	2	258.819	1	1009.525	6	.003	1	.03	2	.029	2
9304			min	-524.498	5	-1003.09	6	-271.477	1	-.003	2	-.017	1	-.016	1
9305		13	max	-23.003	2	258.819	1	1009.525	6	.003	1	.033	2	.032	2
9306			min	-524.498	5	-1003.09	6	-271.477	1	-.003	2	-.018	1	-.016	1
9307		14	max	-23.003	2	258.819	1	1009.525	6	.003	1	.036	2	.035	2
9308			min	-524.498	5	-1003.09	6	-271.477	1	-.003	2	-.019	1	-.017	1
9309		15	max	-23.003	2	258.819	1	1009.525	6	.003	1	.039	2	.038	2
9310			min	-524.498	5	-1003.09	6	-271.477	1	-.003	2	-.02	1	-.018	1
9311		16	max	-23.003	2	258.819	1	1009.525	6	.003	1	.042	2	.041	2
9312			min	-524.498	5	-1003.09	6	-271.477	1	-.003	2	-.02	1	-.019	1
9313		17	max	-23.003	2	258.819	1	1009.525	6	.003	1	.045	2	.044	2
9314			min	-524.498	5	-1003.09	6	-271.477	1	-.003	2	-.021	1	-.02	1
9315		18	max	-23.003	2	258.819	1	1009.525	6	.003	1	.048	2	.046	2
9316			min	-524.498	5	-1003.09	6	-271.477	1	-.003	2	-.022	1	-.021	1
9317		19	max	-23.003	2	258.819	1	1009.525	6	.003	1	.051	2	.049	2
9318			min	-524.498	5	-1003.09	6	-271.477	1	-.003	2	-.023	1	-.022	1
9319		20	max	-23.003	2	258.819	1	1009.525	6	.003	1	.054	2	.052	2
9320			min	-524.498	5	-1003.09	6	-271.477	1	-.003	2	-.024	1	-.022	1
9321	M243	1	max	516.795	6	1865.262	6	1862.154	6	.001	2	-.001	3	.006	5
9322			min	97.45	1	310.421	1	317.148	1	-.001	1	-.006	8	0	2
9323		2	max	516.795	6	1865.262	6	1862.154	6	.001	2	.002	3	.003	1
9324			min	97.45	1	310.421	1	317.148	1	-.001	1	-.002	4	-.003	2

Envelope Member Section Forces (Continued)

	Member	Sec		Axial[lb]	LC	y Shear[lb]	LC	z Shear[lb]	LC	Torque[k-...	LC	y-y Mome...	LC	z-z Mome...	LC
9325		3	max	516.795	6	1865.262	6	1862.154	6	.001	2	.006	7	.002	1
9326			min	97.45	1	310.421	1	317.148	1	-.001	1	0	4	-.007	6
9327		4	max	516.795	6	1865.262	6	1862.154	6	.001	2	.012	7	0	1
9328			min	97.45	1	310.421	1	317.148	1	-.001	1	0	4	-.013	6
9329		5	max	516.795	6	1865.262	6	1862.154	6	.001	2	.019	7	0	1
9330			min	97.45	1	310.421	1	317.148	1	-.001	1	.001	4	-.019	6
9331		6	max	516.795	6	1865.262	6	1862.154	6	.001	2	.025	7	-.001	1
9332			min	97.45	1	310.421	1	317.148	1	-.001	1	.002	4	-.025	6
9333		7	max	516.795	6	1865.262	6	1862.154	6	.001	2	.031	7	-.002	1
9334			min	97.45	1	310.421	1	317.148	1	-.001	1	.004	4	-.031	6
9335		8	max	516.795	6	1865.262	6	1862.154	6	.001	2	.037	7	-.003	1
9336			min	97.45	1	310.421	1	317.148	1	-.001	1	.005	1	-.037	6
9337		9	max	516.795	6	1865.262	6	1862.154	6	.001	2	.043	7	-.004	1
9338			min	97.45	1	310.421	1	317.148	1	-.001	1	.006	1	-.043	6
9339		10	max	516.795	6	1865.262	6	1862.154	6	.001	2	.049	7	-.005	1
9340			min	97.45	1	310.421	1	317.148	1	-.001	1	.007	1	-.049	6
9341		11	max	516.795	6	1865.262	6	1862.154	6	.001	2	.055	7	-.006	1
9342			min	97.45	1	310.421	1	317.148	1	-.001	1	.008	1	-.055	6
9343		12	max	516.795	6	1865.262	6	1862.154	6	.001	2	.061	7	-.007	1
9344			min	97.45	1	310.421	1	317.148	1	-.001	1	.009	1	-.061	6
9345		13	max	516.795	6	1865.262	6	1862.154	6	.001	2	.067	7	-.008	1
9346			min	97.45	1	310.421	1	317.148	1	-.001	1	.01	1	-.067	6
9347		14	max	516.795	6	1865.262	6	1862.154	6	.001	2	.073	7	-.009	1
9348			min	97.45	1	310.421	1	317.148	1	-.001	1	.011	1	-.073	6
9349		15	max	516.795	6	1865.262	6	1862.154	6	.001	2	.079	7	-.01	1
9350			min	97.45	1	310.421	1	317.148	1	-.001	1	.012	1	-.079	6
9351		16	max	516.795	6	1865.262	6	1862.154	6	.001	2	.085	7	-.011	1
9352			min	97.45	1	310.421	1	317.148	1	-.001	1	.013	1	-.085	6
9353		17	max	516.795	6	1865.262	6	1862.154	6	.001	2	.091	7	-.012	1
9354			min	97.45	1	310.421	1	317.148	1	-.001	1	.014	1	-.091	6
9355		18	max	516.795	6	1865.262	6	1862.154	6	.001	2	.097	7	-.013	1
9356			min	97.45	1	310.421	1	317.148	1	-.001	1	.015	1	-.097	6
9357		19	max	516.795	6	1865.262	6	1862.154	6	.001	2	.103	7	-.014	1
9358			min	97.45	1	310.421	1	317.148	1	-.001	1	.016	1	-.103	6
9359		20	max	516.795	6	1865.262	6	1862.154	6	.001	2	.109	7	-.015	1
9360			min	97.45	1	310.421	1	317.148	1	-.001	1	.017	1	-.109	6
9361	M244	1	max	-5.124	2	36.837	2	6.115	4	0	4	.001	1	.002	2
9362			min	-14.292	5	-357.529	5	-6.303	3	0	3	-.001	2	-.014	5
9363		2	max	-5.124	2	36.837	2	6.115	4	0	4	.001	1	.002	2
9364			min	-14.292	5	-357.529	5	-6.303	3	0	3	-.001	2	-.012	5
9365		3	max	-5.124	2	36.837	2	6.115	4	0	4	.001	1	.001	2
9366			min	-14.292	5	-357.529	5	-6.303	3	0	3	-.001	2	-.011	5
9367		4	max	-5.124	2	36.837	2	6.115	4	0	4	.001	1	.001	2
9368			min	-14.292	5	-357.529	5	-6.303	3	0	3	0	2	-.01	5
9369		5	max	-5.124	2	36.837	2	6.115	4	0	4	.001	1	.001	2
9370			min	-14.292	5	-357.529	5	-6.303	3	0	3	0	2	-.009	5
9371		6	max	-5.124	2	36.837	2	6.115	4	0	4	.001	1	.001	2
9372			min	-14.292	5	-357.529	5	-6.303	3	0	3	0	2	-.008	5
9373		7	max	-5.124	2	36.837	2	6.115	4	0	4	0	1	0	2
9374			min	-14.292	5	-357.529	5	-6.303	3	0	3	0	2	-.006	5
9375		8	max	-5.124	2	36.837	2	6.115	4	0	4	0	1	0	2
9376			min	-14.292	5	-357.529	5	-6.303	3	0	3	0	2	-.005	5

Envelope Member Section Forces (Continued)

	Member	Sec		Axial[lb]	LC	y Shear[lb]	LC	z Shear[lb]	LC	Torque[k-...	LC	y-y Mome...	LC	z-z Mome...	LC
9377		9	max	-5.124	2	36.837	2	6.115	4	0	4	0	1	0	2
9378			min	-14.292	5	-357.529	5	-6.303	3	0	3	0	2	-.004	5
9379		10	max	-5.124	2	36.837	2	6.115	4	0	4	0	1	0	2
9380			min	-14.292	5	-357.529	5	-6.303	3	0	3	0	2	-.003	5
9381		11	max	-5.124	2	36.837	2	6.115	4	0	4	0	1	0	2
9382			min	-14.292	5	-357.529	5	-6.303	3	0	3	0	2	-.002	5
9383		12	max	-5.124	2	36.837	2	6.115	4	0	4	0	1	0	2
9384			min	-14.292	5	-357.529	5	-6.303	3	0	3	0	2	0	1
9385		13	max	-5.124	2	36.837	2	6.115	4	0	4	0	1	0	8
9386			min	-14.292	5	-357.529	5	-6.303	3	0	3	0	2	0	9
9387		14	max	-5.124	2	36.837	2	6.115	4	0	4	0	1	.002	5
9388			min	-14.292	5	-357.529	5	-6.303	3	0	3	0	2	0	2
9389		15	max	-5.124	2	36.837	2	6.115	4	0	4	0	1	.003	5
9390			min	-14.292	5	-357.529	5	-6.303	3	0	3	0	2	0	2
9391		16	max	-5.124	2	36.837	2	6.115	4	0	4	0	1	.004	5
9392			min	-14.292	5	-357.529	5	-6.303	3	0	3	0	2	0	2
9393		17	max	-5.124	2	36.837	2	6.115	4	0	4	0	1	.005	5
9394			min	-14.292	5	-357.529	5	-6.303	3	0	3	0	2	0	2
9395		18	max	-5.124	2	36.837	2	6.115	4	0	4	0	1	.006	5
9396			min	-14.292	5	-357.529	5	-6.303	3	0	3	0	2	0	2
9397		19	max	-5.124	2	36.837	2	6.115	4	0	4	0	1	.008	5
9398			min	-14.292	5	-357.529	5	-6.303	3	0	3	0	2	0	2
9399		20	max	-5.124	2	36.837	2	6.115	4	0	4	0	1	.009	5
9400			min	-14.292	5	-357.529	5	-6.303	3	0	3	0	2	0	2
9401	M245	1	max	-3.182	2	38.898	2	5.565	4	.001	2	0	1	.002	2
9402			min	-15.152	5	-461.485	5	-5.466	3	-.001	1	0	2	-.017	5
9403		2	max	-3.182	2	38.898	2	5.565	4	.001	2	0	1	.002	2
9404			min	-15.152	5	-461.485	5	-5.466	3	-.001	1	0	2	-.015	5
9405		3	max	-3.182	2	38.898	2	5.565	4	.001	2	0	1	.002	2
9406			min	-15.152	5	-461.485	5	-5.466	3	-.001	1	0	2	-.014	5
9407		4	max	-3.182	2	38.898	2	5.565	4	.001	2	0	1	.001	2
9408			min	-15.152	5	-461.485	5	-5.466	3	-.001	1	0	2	-.012	5
9409		5	max	-3.182	2	38.898	2	5.565	4	.001	2	0	1	.001	2
9410			min	-15.152	5	-461.485	5	-5.466	3	-.001	1	0	2	-.011	5
9411		6	max	-3.182	2	38.898	2	5.565	4	.001	2	0	1	.001	2
9412			min	-15.152	5	-461.485	5	-5.466	3	-.001	1	0	2	-.009	5
9413		7	max	-3.182	2	38.898	2	5.565	4	.001	2	0	1	.001	2
9414			min	-15.152	5	-461.485	5	-5.466	3	-.001	1	0	2	-.008	5
9415		8	max	-3.182	2	38.898	2	5.565	4	.001	2	0	1	0	2
9416			min	-15.152	5	-461.485	5	-5.466	3	-.001	1	0	2	-.006	5
9417		9	max	-3.182	2	38.898	2	5.565	4	.001	2	0	1	0	2
9418			min	-15.152	5	-461.485	5	-5.466	3	-.001	1	0	2	-.005	5
9419		10	max	-3.182	2	38.898	2	5.565	4	.001	2	0	1	0	2
9420			min	-15.152	5	-461.485	5	-5.466	3	-.001	1	0	2	-.003	5
9421		11	max	-3.182	2	38.898	2	5.565	4	.001	2	0	1	0	2
9422			min	-15.152	5	-461.485	5	-5.466	3	-.001	1	0	2	-.002	5
9423		12	max	-3.182	2	38.898	2	5.565	4	.001	2	0	1	0	2
9424			min	-15.152	5	-461.485	5	-5.466	3	-.001	1	0	2	0	1
9425		13	max	-3.182	2	38.898	2	5.565	4	.001	2	0	1	.001	5
9426			min	-15.152	5	-461.485	5	-5.466	3	-.001	1	0	2	0	2
9427		14	max	-3.182	2	38.898	2	5.565	4	.001	2	0	1	.003	5
9428			min	-15.152	5	-461.485	5	-5.466	3	-.001	1	0	2	0	2

Envelope Member Section Forces (Continued)

	Member	Sec		Axial[lb]	LC	y Shear[lb]	LC	z Shear[lb]	LC	Torque[k-...	LC	y-y Mome...	LC	z-z Mome...	LC
9429		15	max	-3.182	2	38.898	2	5.565	4	.001	2	0	1	.004	5
9430			min	-15.152	5	-461.485	5	-5.466	3	-.001	1	0	2	0	2
9431		16	max	-3.182	2	38.898	2	5.565	4	.001	2	0	1	.006	5
9432			min	-15.152	5	-461.485	5	-5.466	3	-.001	1	0	2	0	2
9433		17	max	-3.182	2	38.898	2	5.565	4	.001	2	0	1	.007	5
9434			min	-15.152	5	-461.485	5	-5.466	3	-.001	1	0	2	0	2
9435		18	max	-3.182	2	38.898	2	5.565	4	.001	2	0	1	.009	5
9436			min	-15.152	5	-461.485	5	-5.466	3	-.001	1	0	2	0	2
9437		19	max	-3.182	2	38.898	2	5.565	4	.001	2	0	1	.011	5
9438			min	-15.152	5	-461.485	5	-5.466	3	-.001	1	0	2	0	2
9439		20	max	-3.182	2	38.898	2	5.565	4	.001	2	0	1	.012	5
9440			min	-15.152	5	-461.485	5	-5.466	3	-.001	1	0	2	0	2
9441	M246	1	max	3.362	2	96.472	2	10.359	2	.002	2	0	4	.004	2
9442			min	-14.358	5	-503.788	5	-9.528	1	-.002	1	0	3	-.017	5
9443		2	max	3.362	2	96.472	2	10.359	2	.002	2	0	4	.004	2
9444			min	-14.358	5	-503.788	5	-9.528	1	-.002	1	0	3	-.015	5
9445		3	max	3.362	2	96.472	2	10.359	2	.002	2	0	4	.004	2
9446			min	-14.358	5	-503.788	5	-9.528	1	-.002	1	0	3	-.014	5
9447		4	max	3.362	2	96.472	2	10.359	2	.002	2	0	4	.003	2
9448			min	-14.358	5	-503.788	5	-9.528	1	-.002	1	0	3	-.012	5
9449		5	max	3.362	2	96.472	2	10.359	2	.002	2	0	4	.003	2
9450			min	-14.358	5	-503.788	5	-9.528	1	-.002	1	0	3	-.011	5
9451		6	max	3.362	2	96.472	2	10.359	2	.002	2	0	4	.003	2
9452			min	-14.358	5	-503.788	5	-9.528	1	-.002	1	0	3	-.009	5
9453		7	max	3.362	2	96.472	2	10.359	2	.002	2	0	4	.002	2
9454			min	-14.358	5	-503.788	5	-9.528	1	-.002	1	0	3	-.007	5
9455		8	max	3.362	2	96.472	2	10.359	2	.002	2	0	4	.002	2
9456			min	-14.358	5	-503.788	5	-9.528	1	-.002	1	0	3	-.006	5
9457		9	max	3.362	2	96.472	2	10.359	2	.002	2	0	4	.002	2
9458			min	-14.358	5	-503.788	5	-9.528	1	-.002	1	0	3	-.004	1
9459		10	max	3.362	2	96.472	2	10.359	2	.002	2	0	4	.001	2
9460			min	-14.358	5	-503.788	5	-9.528	1	-.002	1	0	3	-.003	1
9461		11	max	3.362	2	96.472	2	10.359	2	.002	2	0	4	0	2
9462			min	-14.358	5	-503.788	5	-9.528	1	-.002	1	0	3	-.001	1
9463		12	max	3.362	2	96.472	2	10.359	2	.002	2	0	4	.001	6
9464			min	-14.358	5	-503.788	5	-9.528	1	-.002	1	0	3	0	1
9465		13	max	3.362	2	96.472	2	10.359	2	.002	2	0	4	.003	5
9466			min	-14.358	5	-503.788	5	-9.528	1	-.002	1	0	3	0	2
9467		14	max	3.362	2	96.472	2	10.359	2	.002	2	0	4	.004	5
9468			min	-14.358	5	-503.788	5	-9.528	1	-.002	1	0	3	0	2
9469		15	max	3.362	2	96.472	2	10.359	2	.002	2	0	4	.006	5
9470			min	-14.358	5	-503.788	5	-9.528	1	-.002	1	0	3	0	2
9471		16	max	3.362	2	96.472	2	10.359	2	.002	2	0	4	.008	5
9472			min	-14.358	5	-503.788	5	-9.528	1	-.002	1	0	3	0	2
9473		17	max	3.362	2	96.472	2	10.359	2	.002	2	0	4	.009	5
9474			min	-14.358	5	-503.788	5	-9.528	1	-.002	1	0	3	0	2
9475		18	max	3.362	2	96.472	2	10.359	2	.002	2	0	4	.011	5
9476			min	-14.358	5	-503.788	5	-9.528	1	-.002	1	0	3	-.001	2
9477		19	max	3.362	2	96.472	2	10.359	2	.002	2	0	2	.013	5
9478			min	-14.358	5	-503.788	5	-9.528	1	-.002	1	0	1	-.002	2
9479		20	max	3.362	2	96.472	2	10.359	2	.002	2	0	2	.014	5
9480			min	-14.358	5	-503.788	5	-9.528	1	-.002	1	0	1	-.002	2

Envelope Member Section Forces (Continued)

	Member	Sec		Axial[lb]	LC	y Shear[lb]	LC	z Shear[lb]	LC	Torque[k-...	LC	y-y Mome...	LC	z-z Mome...	LC
9481	M247	1	max	19.787	1	-98.04	2	14.889	2	0	10	.001	2	-.002	2
9482			min	-42.13	2	-596.277	5	-14.257	1	0	1	-.001	1	-.02	5
9483		2	max	19.787	1	-98.04	2	14.889	2	0	10	.001	2	-.002	2
9484			min	-42.13	2	-596.277	5	-14.257	1	0	1	-.001	1	-.018	5
9485		3	max	19.787	1	-98.04	2	14.889	2	0	10	.001	2	-.001	2
9486			min	-42.13	2	-596.277	5	-14.257	1	0	1	-.001	1	-.016	5
9487		4	max	19.787	1	-98.04	2	14.889	2	0	10	.001	2	-.001	2
9488			min	-42.13	2	-596.277	5	-14.257	1	0	1	-.001	1	-.014	5
9489		5	max	19.787	1	-98.04	2	14.889	2	0	10	.001	2	0	2
9490			min	-42.13	2	-596.277	5	-14.257	1	0	1	-.001	1	-.012	5
9491		6	max	19.787	1	-98.04	2	14.889	2	0	10	.001	2	0	2
9492			min	-42.13	2	-596.277	5	-14.257	1	0	1	-.001	1	-.01	5
9493		7	max	19.787	1	-98.04	2	14.889	2	0	10	.001	2	0	2
9494			min	-42.13	2	-596.277	5	-14.257	1	0	1	-.001	1	-.008	5
9495		8	max	19.787	1	-98.04	2	14.889	2	0	10	.001	2	0	2
9496			min	-42.13	2	-596.277	5	-14.257	1	0	1	-.001	1	-.006	5
9497		9	max	19.787	1	-98.04	2	14.889	2	0	10	.001	2	0	2
9498			min	-42.13	2	-596.277	5	-14.257	1	0	1	-.001	1	-.004	5
9499		10	max	19.787	1	-98.04	2	14.889	2	0	10	.001	2	0	2
9500			min	-42.13	2	-596.277	5	-14.257	1	0	1	-.001	1	-.002	5
9501		11	max	19.787	1	-98.04	2	14.889	2	0	10	.001	2	.001	2
9502			min	-42.13	2	-596.277	5	-14.257	1	0	1	-.001	1	-.001	1
9503		12	max	19.787	1	-98.04	2	14.889	2	0	10	.002	2	.002	6
9504			min	-42.13	2	-596.277	5	-14.257	1	0	1	-.002	1	0	1
9505		13	max	19.787	1	-98.04	2	14.889	2	0	10	.002	2	.004	6
9506			min	-42.13	2	-596.277	5	-14.257	1	0	1	-.002	1	0	1
9507		14	max	19.787	1	-98.04	2	14.889	2	0	10	.002	2	.006	7
9508			min	-42.13	2	-596.277	5	-14.257	1	0	1	-.002	1	.002	4
9509		15	max	19.787	1	-98.04	2	14.889	2	0	10	.002	2	.007	5
9510			min	-42.13	2	-596.277	5	-14.257	1	0	1	-.002	1	.002	2
9511		16	max	19.787	1	-98.04	2	14.889	2	0	10	.002	2	.009	5
9512			min	-42.13	2	-596.277	5	-14.257	1	0	1	-.002	1	.003	2
9513		17	max	19.787	1	-98.04	2	14.889	2	0	10	.002	2	.011	5
9514			min	-42.13	2	-596.277	5	-14.257	1	0	1	-.002	1	.003	2
9515		18	max	19.787	1	-98.04	2	14.889	2	0	10	.002	2	.013	5
9516			min	-42.13	2	-596.277	5	-14.257	1	0	1	-.002	1	.003	2
9517		19	max	19.787	1	-98.04	2	14.889	2	0	10	.002	2	.015	5
9518			min	-42.13	2	-596.277	5	-14.257	1	0	1	-.002	1	.004	2
9519		20	max	19.787	1	-98.04	2	14.889	2	0	10	.002	2	.017	5
9520			min	-42.13	2	-596.277	5	-14.257	1	0	1	-.002	1	.004	2
9521	M248	1	max	4.207	1	-22.065	1	12.552	2	.001	10	0	2	0	1
9522			min	-48.452	6	-1011.664	6	-13.29	1	0	2	0	1	-.035	6
9523		2	max	4.207	1	-22.065	1	12.552	2	.001	10	0	2	0	1
9524			min	-48.452	6	-1011.664	6	-13.29	1	0	2	0	1	-.032	6
9525		3	max	4.207	1	-22.065	1	12.552	2	.001	10	0	2	0	1
9526			min	-48.452	6	-1011.664	6	-13.29	1	0	2	0	1	-.029	6
9527		4	max	4.207	1	-22.065	1	12.552	2	.001	10	0	2	0	1
9528			min	-48.452	6	-1011.664	6	-13.29	1	0	2	0	1	-.025	6
9529		5	max	4.207	1	-22.065	1	12.552	2	.001	10	0	2	0	1
9530			min	-48.452	6	-1011.664	6	-13.29	1	0	2	0	1	-.022	6
9531		6	max	4.207	1	-22.065	1	12.552	2	.001	10	0	2	0	1
9532			min	-48.452	6	-1011.664	6	-13.29	1	0	2	0	1	-.019	6

Envelope Member Section Forces (Continued)

	Member	Sec		Axial[lb]	LC	y Shear[lb]	LC	z Shear[lb]	LC	Torque[k-...	LC	y-y Mome...	LC	z-z Mome...	LC
9533		7	max	4.207	1	-22.065	1	12.552	2	.001	10	0	2	0	1
9534			min	-48.452	6	-1011.664	6	-13.29	1	0	2	0	1	-.015	6
9535		8	max	4.207	1	-22.065	1	12.552	2	.001	10	.001	2	0	1
9536			min	-48.452	6	-1011.664	6	-13.29	1	0	2	-.001	1	-.012	6
9537		9	max	4.207	1	-22.065	1	12.552	2	.001	10	.001	2	0	1
9538			min	-48.452	6	-1011.664	6	-13.29	1	0	2	-.001	1	-.009	6
9539		10	max	4.207	1	-22.065	1	12.552	2	.001	10	.001	2	0	1
9540			min	-48.452	6	-1011.664	6	-13.29	1	0	2	-.001	1	-.005	6
9541		11	max	4.207	1	-22.065	1	12.552	2	.001	10	.001	2	0	1
9542			min	-48.452	6	-1011.664	6	-13.29	1	0	2	-.001	1	-.002	6
9543		12	max	4.207	1	-22.065	1	12.552	2	.001	10	.001	2	.001	5
9544			min	-48.452	6	-1011.664	6	-13.29	1	0	2	-.001	1	0	2
9545		13	max	4.207	1	-22.065	1	12.552	2	.001	10	.001	2	.005	6
9546			min	-48.452	6	-1011.664	6	-13.29	1	0	2	-.001	1	0	1
9547		14	max	4.207	1	-22.065	1	12.552	2	.001	10	.001	2	.008	6
9548			min	-48.452	6	-1011.664	6	-13.29	1	0	2	-.001	1	.001	1
9549		15	max	4.207	1	-22.065	1	12.552	2	.001	10	.001	2	.011	6
9550			min	-48.452	6	-1011.664	6	-13.29	1	0	2	-.001	1	.001	1
9551		16	max	4.207	1	-22.065	1	12.552	2	.001	10	.001	2	.015	6
9552			min	-48.452	6	-1011.664	6	-13.29	1	0	2	-.001	1	.001	1
9553		17	max	4.207	1	-22.065	1	12.552	2	.001	10	.001	2	.018	6
9554			min	-48.452	6	-1011.664	6	-13.29	1	0	2	-.001	1	.001	1
9555		18	max	4.207	1	-22.065	1	12.552	2	.001	10	.001	2	.021	6
9556			min	-48.452	6	-1011.664	6	-13.29	1	0	2	-.001	1	.001	1
9557		19	max	4.207	1	-22.065	1	12.552	2	.001	10	.001	2	.024	6
9558			min	-48.452	6	-1011.664	6	-13.29	1	0	2	-.001	1	.001	1
9559		20	max	4.207	1	-22.065	1	12.552	2	.001	10	.002	2	.028	6
9560			min	-48.452	6	-1011.664	6	-13.29	1	0	2	-.002	1	.001	1
9561	M249	1	max	668.397	1	27.847	5	2.592	1	0	1	.002	2	.012	5
9562			min	-1228.577	2	.695	2	-2.629	2	0	2	-.002	1	.002	2
9563		2	max	668.244	1	27.55	5	2.439	1	0	1	.002	2	.011	5
9564			min	-1228.424	2	.637	2	-2.477	2	0	2	-.002	1	.002	2
9565		3	max	668.092	1	27.253	5	2.287	1	0	1	.002	2	.01	5
9566			min	-1228.272	2	.579	2	-2.324	2	0	2	-.002	1	.002	2
9567		4	max	667.939	1	26.956	5	2.134	1	0	1	.002	2	.009	5
9568			min	-1228.119	2	.521	2	-2.172	2	0	2	-.002	1	.002	2
9569		5	max	667.787	1	26.659	5	1.982	1	0	1	.002	2	.008	5
9570			min	-1227.966	2	.463	2	-2.019	2	0	2	-.002	1	.002	2
9571		6	max	667.634	1	26.361	5	1.829	1	0	1	.001	2	.007	5
9572			min	-1227.814	2	.405	2	-1.866	2	0	2	-.001	1	.002	2
9573		7	max	667.481	1	26.064	5	1.677	1	0	1	.001	2	.006	5
9574			min	-1227.661	2	.348	2	-1.714	2	0	2	-.001	1	.002	2
9575		8	max	667.329	1	25.767	5	1.524	1	0	1	.001	2	.005	7
9576			min	-1227.509	2	.29	2	-1.561	2	0	2	-.001	1	.002	4
9577		9	max	667.176	1	25.47	5	1.371	1	0	1	.001	2	.004	7
9578			min	-1227.356	2	.232	2	-1.409	2	0	2	-.001	1	.001	4
9579		10	max	667.024	1	25.173	5	1.219	1	0	1	.001	2	.004	6
9580			min	-1227.204	2	.174	2	-1.256	2	0	2	-.001	1	0	1
9581		11	max	666.871	1	24.876	5	1.066	1	0	1	.001	2	.003	6
9582			min	-1227.051	2	.116	2	-1.104	2	0	2	-.001	1	0	1
9583		12	max	666.719	1	24.579	5	.914	1	0	1	.001	2	.002	6
9584			min	-1226.898	2	.058	2	-.951	2	0	2	-.001	1	0	1

Envelope Member Section Forces (Continued)

	Member	Sec		Axial[lb]	LC	y Shear[lb]	LC	z Shear[lb]	LC	Torque[k-...	LC	y-y Mome...	LC	z-z Mome...	LC
9585		13	max	666.566	1	24.281	5	.761	1	0	1	.001	2	.002	2
9586			min	-1226.746	2	0	2	-.798	2	0	2	-.001	1	-.001	1
9587		14	max	666.414	1	23.984	5	.609	1	0	1	.001	2	.002	2
9588			min	-1226.593	2	-.058	2	-.646	2	0	2	-.001	1	-.002	1
9589		15	max	666.261	1	23.687	5	.604	4	0	1	.001	2	.002	2
9590			min	-1226.441	2	-.115	2	-.637	3	0	2	-.001	1	-.003	1
9591		16	max	666.108	1	23.39	5	.756	4	0	1	.001	2	.002	2
9592			min	-1226.288	2	-.173	2	-.79	3	0	2	-.001	1	-.003	1
9593		17	max	665.956	1	23.093	5	.909	4	0	1	.001	2	.002	2
9594			min	-1226.136	2	-.231	2	-.942	3	0	2	-.001	1	-.004	1
9595		18	max	665.803	1	22.796	5	1.061	4	0	1	0	2	.002	2
9596			min	-1225.983	2	-.289	2	-1.095	3	0	2	-.001	1	-.004	1
9597		19	max	665.651	1	22.499	5	1.214	4	0	1	0	2	.002	2
9598			min	-1225.83	2	-.347	2	-1.248	3	0	2	-.001	1	-.005	1
9599		20	max	665.498	1	22.201	5	1.366	4	0	1	.001	2	.002	2
9600			min	-1225.678	2	-.405	2	-1.4	3	0	2	-.001	1	-.006	5
9601	M250	1	max	670.123	1	23.517	5	2.29	1	0	1	.001	2	.009	5
9602			min	-1205.285	2	-1.149	2	-2.308	2	0	2	-.001	1	.002	2
9603		2	max	669.984	1	23.246	5	2.151	1	0	1	.001	2	.009	5
9604			min	-1205.146	2	-1.201	2	-2.169	2	0	2	-.001	1	.002	2
9605		3	max	669.845	1	22.975	5	2.012	1	0	1	0	2	.008	5
9606			min	-1205.007	2	-1.254	2	-2.03	2	0	2	0	1	.002	2
9607		4	max	669.705	1	22.704	5	1.872	1	0	1	0	2	.007	5
9608			min	-1204.867	2	-1.307	2	-1.891	2	0	2	0	1	.002	2
9609		5	max	669.566	1	22.433	5	1.733	1	0	1	0	2	.006	5
9610			min	-1204.728	2	-1.36	2	-1.751	2	0	2	0	1	.002	2
9611		6	max	669.427	1	22.162	5	1.594	1	0	1	0	2	.006	7
9612			min	-1204.589	2	-1.413	2	-1.612	2	0	2	0	1	.002	4
9613		7	max	669.288	1	21.891	5	1.455	1	0	1	0	2	.005	7
9614			min	-1204.45	2	-1.466	2	-1.473	2	0	2	0	1	.001	4
9615		8	max	669.149	1	21.619	5	1.316	1	0	1	0	2	.004	7
9616			min	-1204.311	2	-1.518	2	-1.334	2	0	2	0	1	0	4
9617		9	max	669.01	1	21.348	5	1.176	1	0	1	0	2	.004	6
9618			min	-1204.171	2	-1.571	2	-1.195	2	0	2	0	1	0	1
9619		10	max	668.87	1	21.077	5	1.037	1	0	1	0	2	.003	6
9620			min	-1204.032	2	-1.624	2	-1.055	2	0	2	0	1	0	1
9621		11	max	668.731	1	20.806	5	.898	1	0	1	0	2	.003	6
9622			min	-1203.893	2	-1.677	2	-.916	2	0	2	0	1	0	1
9623		12	max	668.592	1	20.535	5	.759	1	0	1	0	2	.002	2
9624			min	-1203.754	2	-1.73	2	-.777	2	0	2	0	1	-.001	1
9625		13	max	668.453	1	20.264	5	.62	1	0	1	0	2	.002	2
9626			min	-1203.615	2	-1.782	2	-.638	2	0	2	0	1	-.002	1
9627		14	max	668.314	1	19.993	5	.613	4	0	1	0	2	.002	2
9628			min	-1203.476	2	-1.835	2	-.65	3	0	2	0	1	-.002	1
9629		15	max	668.174	1	19.722	5	.752	4	0	1	0	2	.003	2
9630			min	-1203.336	2	-1.888	2	-.789	3	0	2	0	1	-.003	1
9631		16	max	668.035	1	19.451	5	.891	4	0	1	0	2	.003	2
9632			min	-1203.197	2	-1.941	2	-.928	3	0	2	0	1	-.003	1
9633		17	max	667.896	1	19.179	5	1.03	4	0	1	0	2	.003	2
9634			min	-1203.058	2	-1.994	2	-1.067	3	0	2	0	1	-.004	1
9635		18	max	667.757	1	18.908	5	1.169	4	0	1	0	2	.003	2
9636			min	-1202.919	2	-2.046	2	-1.206	3	0	2	0	1	-.004	1

Envelope Member Section Forces (Continued)

	Member	Sec		Axial[lb]	LC	y Shear[lb]	LC	z Shear[lb]	LC	Torque[k-...	LC	y-y Mome...	LC	z-z Mome...	LC
9637		19	max	667.618	1	18.637	5	1.309	4	0	1	0	2	.003	2
9638			min	-1202.78	2	-2.099	2	-1.346	3	0	2	0	1	-.005	1
9639		20	max	667.478	1	18.366	5	1.448	4	0	1	0	2	.003	2
9640			min	-1202.64	2	-2.152	2	-1.485	3	0	2	0	1	-.005	1
9641	M251	1	max	1.037	1	2.019	7	1.037	3	0	11	0	4	0	8
9642			min	-1.037	2	.393	1	-1.037	4	0	1	0	1	0	1
9643		2	max	.836	1	1.629	7	.836	3	0	11	0	4	0	8
9644			min	-.836	2	.317	1	-.836	4	0	1	0	1	0	1
9645		3	max	.636	1	1.238	7	.636	3	0	11	0	4	0	8
9646			min	-.636	2	.241	1	-.636	4	0	1	0	1	0	1
9647		4	max	.435	1	.848	7	.435	3	0	11	0	3	0	10
9648			min	-.435	2	.165	1	-.435	4	0	1	0	2	0	5
9649		5	max	.235	1	.458	7	.235	3	0	11	0	3	0	10
9650			min	-.235	2	.089	1	-.235	4	0	1	0	2	0	5
9651		6	max	.035	1	.067	7	.035	3	0	11	0	3	0	10
9652			min	-.035	2	.013	1	-.035	4	0	1	0	2	0	5
9653		7	max	.166	3	-.063	2	.166	2	0	11	0	3	0	10
9654			min	-.166	4	-.323	5	-.166	1	0	1	0	2	0	5
9655		8	max	.366	3	-.139	2	.366	2	0	11	0	3	0	10
9656			min	-.366	4	-.713	5	-.366	1	0	1	0	2	0	5
9657		9	max	.567	3	-.215	2	.567	2	0	11	0	3	0	10
9658			min	-.567	4	-1.103	5	-.567	1	0	1	0	2	0	5
9659		10	max	.767	3	-.291	2	.767	2	0	11	0	4	0	8
9660			min	-.767	4	-1.494	5	-.767	1	0	1	0	1	0	1
9661		11	max	.967	3	-.367	2	.967	2	0	11	0	4	0	8
9662			min	-.967	4	-1.884	5	-.967	1	0	1	0	1	0	1
9663		12	max	.736	1	1.433	6	.736	3	0	11	0	4	0	8
9664			min	-.736	2	.279	1	-.736	4	0	1	0	1	0	1
9665		13	max	.536	1	1.043	6	.536	3	0	11	0	4	0	8
9666			min	-.536	2	.203	1	-.536	4	0	1	0	1	0	1
9667		14	max	.335	1	.653	6	.335	3	0	11	0	3	0	10
9668			min	-.335	2	.127	1	-.335	4	0	1	0	2	0	5
9669		15	max	.135	1	.263	6	.135	3	0	11	0	3	0	10
9670			min	-.135	2	.051	1	-.135	4	0	1	0	2	0	5
9671		16	max	.066	3	-.025	2	.066	2	0	11	0	3	0	10
9672			min	-.066	4	-.128	5	-.066	1	0	1	0	2	0	5
9673		17	max	.266	3	-.101	2	.266	2	0	11	0	3	0	10
9674			min	-.266	4	-.518	5	-.266	1	0	1	0	2	0	5
9675		18	max	.466	3	-.177	2	.466	2	0	11	0	3	0	10
9676			min	-.466	4	-.908	5	-.466	1	0	1	0	2	0	5
9677		19	max	.667	3	-.253	2	.667	2	0	11	0	4	0	8
9678			min	-.667	4	-1.299	5	-.667	1	0	1	0	1	0	1
9679		20	max	.867	3	-.329	2	.867	2	0	11	0	4	0	8
9680			min	-.867	4	-1.689	5	-.867	1	0	1	0	1	0	1
9681	M252	1	max	3.361	8	2.44	4	2.44	4	0	11	0	3	0	4
9682			min	.655	2	-2.44	2	-2.44	1	0	1	0	2	0	2
9683		2	max	3.007	8	2.184	4	2.184	4	0	11	0	3	0	4
9684			min	.586	2	-2.184	2	-2.184	1	0	1	0	2	0	2
9685		3	max	2.653	8	1.927	4	1.927	4	0	11	0	3	0	4
9686			min	.517	2	-1.927	2	-1.927	1	0	1	0	2	0	2
9687		4	max	2.3	8	1.67	4	1.67	4	0	11	0	3	0	4
9688			min	.448	2	-1.67	2	-1.67	1	0	1	0	2	0	2

Envelope Member Section Forces (Continued)

	Member	Sec		Axial[lb]	LC	y Shear[lb]	LC	z Shear[lb]	LC	Torque[k-...	LC	y-y Mome...	LC	z-z Mome...	LC
9689		5	max	1.946	8	1.413	4	1.413	4	0	11	0	3	0	4
9690			min	.379	2	-1.413	2	-1.413	1	0	1	0	2	0	2
9691		6	max	1.592	8	1.156	4	1.156	4	0	11	0	4	0	3
9692			min	.31	2	-1.156	2	-1.156	1	0	1	0	1	0	1
9693		7	max	1.238	8	.899	4	.899	4	0	11	0	4	0	3
9694			min	.241	2	-.899	2	-.899	1	0	1	0	1	0	1
9695		8	max	.884	8	.642	4	.642	4	0	11	0	4	0	3
9696			min	.172	2	-.642	2	-.642	1	0	1	0	1	0	1
9697		9	max	.531	8	.385	4	.385	4	0	11	0	4	0	3
9698			min	.103	2	-.385	2	-.385	1	0	1	0	1	0	1
9699		10	max	.177	8	.128	4	.128	4	0	11	0	4	0	3
9700			min	.034	2	-.128	2	-.128	1	0	1	0	1	0	1
9701		11	max	-.034	1	.128	3	.128	3	0	11	0	4	0	3
9702			min	-.177	6	-.128	1	-.128	2	0	1	0	1	0	1
9703		12	max	-.103	1	.385	3	.385	3	0	11	0	4	0	3
9704			min	-.531	6	-.385	1	-.385	2	0	1	0	1	0	1
9705		13	max	-.172	1	.642	3	.642	3	0	11	0	4	0	3
9706			min	-.884	6	-.642	1	-.642	2	0	1	0	1	0	1
9707		14	max	-.241	1	.899	3	.899	3	0	11	0	4	0	3
9708			min	-1.238	6	-.899	1	-.899	2	0	1	0	1	0	1
9709		15	max	-.31	1	1.156	3	1.156	3	0	11	0	4	0	3
9710			min	-1.592	6	-1.156	1	-1.156	2	0	1	0	1	0	1
9711		16	max	-.379	1	1.413	3	1.413	3	0	11	0	3	0	4
9712			min	-1.946	6	-1.413	1	-1.413	2	0	1	0	2	0	2
9713		17	max	-.448	1	1.67	3	1.67	3	0	11	0	3	0	4
9714			min	-2.3	6	-1.67	1	-1.67	2	0	1	0	2	0	2
9715		18	max	-.517	1	1.927	3	1.927	3	0	11	0	3	0	4
9716			min	-2.653	6	-1.927	1	-1.927	2	0	1	0	2	0	2
9717		19	max	-.586	1	2.184	3	2.184	3	0	11	0	3	0	4
9718			min	-3.007	6	-2.184	1	-2.184	2	0	1	0	2	0	2
9719		20	max	-.655	1	2.44	3	2.44	3	0	11	0	3	0	4
9720			min	-3.361	6	-2.44	1	-2.44	2	0	1	0	2	0	2
9721	M253	1	max	-31.116	2	11.419	5	4.2	1	0	1	.001	2	.006	5
9722			min	-685.163	5	-.738	2	-4.184	2	0	2	-.001	1	.001	2
9723		2	max	-30.871	2	11.019	5	3.936	1	0	1	.001	2	.005	5
9724			min	-684.968	5	-.609	2	-3.92	2	0	2	-.001	1	.001	2
9725		3	max	-30.626	2	10.619	5	3.671	1	0	1	.001	2	.005	5
9726			min	-684.773	5	-.48	2	-3.655	2	0	2	-.001	1	.001	2
9727		4	max	-30.381	2	10.219	5	3.406	1	0	1	0	2	.004	5
9728			min	-684.578	5	-.35	2	-3.39	2	0	2	0	1	.001	2
9729		5	max	-30.137	2	9.819	5	3.142	1	0	1	0	2	.004	7
9730			min	-684.383	5	-.221	2	-3.126	2	0	2	0	1	.001	4
9731		6	max	-29.892	2	9.419	5	2.877	1	0	1	0	2	.003	7
9732			min	-684.188	5	-.091	2	-2.861	2	0	2	0	1	.001	4
9733		7	max	-29.647	2	9.019	5	2.613	1	0	1	0	2	.003	6
9734			min	-683.993	5	.038	2	-2.597	2	0	2	0	1	0	1
9735		8	max	-29.402	2	8.619	5	2.348	1	0	1	0	3	.003	6
9736			min	-683.798	5	.167	2	-2.332	2	0	2	0	4	0	1
9737		9	max	-29.157	2	8.219	5	2.084	1	0	1	0	3	.002	6
9738			min	-683.603	5	.297	2	-2.067	2	0	2	0	4	0	1
9739		10	max	-28.912	2	7.819	5	1.819	1	0	1	0	3	.002	6
9740			min	-683.408	5	.426	2	-1.803	2	0	2	0	4	0	1

Envelope Member Section Forces (Continued)

	Member	Sec		Axial[lb]	LC	y Shear[lb]	LC	z Shear[lb]	LC	Torque[k-...	LC	y-y Mome...	LC	z-z Mome...	LC
9741		11	max	-28.667	2	7.419	5	1.554	1	0	1	0	3	.002	6
9742			min	-683.213	5	.555	2	-1.538	2	0	2	0	4	0	1
9743		12	max	-28.422	2	7.019	5	1.29	1	0	1	0	3	.001	2
9744			min	-683.018	5	.685	2	-1.274	2	0	2	0	4	0	1
9745		13	max	-28.177	2	6.618	5	1.025	1	0	1	0	3	.001	2
9746			min	-682.823	5	.814	2	-1.009	2	0	2	0	4	0	1
9747		14	max	-27.932	2	6.218	5	.761	1	0	1	0	3	.001	2
9748			min	-682.628	5	.944	2	-.745	2	0	2	0	4	-.001	1
9749		15	max	-27.687	2	5.818	5	.598	4	0	1	0	3	.001	2
9750			min	-682.433	5	1.073	2	-.592	3	0	2	0	4	-.001	1
9751		16	max	-27.443	2	5.432	7	.862	4	0	1	0	3	.001	2
9752			min	-682.238	5	1.202	2	-.856	3	0	2	0	4	-.001	1
9753		17	max	-27.198	2	5.238	7	1.127	4	0	1	0	3	.001	2
9754			min	-682.043	5	1.332	2	-1.121	3	0	2	0	4	-.002	1
9755		18	max	-26.953	2	5.044	7	1.391	4	0	1	0	3	.001	2
9756			min	-681.849	5	1.461	2	-1.386	3	0	2	0	4	-.002	1
9757		19	max	-26.708	2	4.85	7	1.656	4	0	1	0	3	0	2
9758			min	-681.654	5	1.59	2	-1.65	3	0	2	0	4	-.002	1
9759		20	max	-26.463	2	4.656	7	1.921	4	0	1	0	1	0	2
9760			min	-681.459	5	1.72	2	-1.915	3	0	2	0	2	-.002	1
9761	M254	1	max	554.447	5	12.321	5	1.121	4	0	2	0	2	.003	5
9762			min	20.136	2	-1.491	2	-1.011	3	0	1	0	1	0	2
9763		2	max	554.149	5	12.202	5	.905	4	0	2	0	2	.003	5
9764			min	20.078	2	-1.275	2	-.954	10	0	1	0	1	0	2
9765		3	max	553.852	5	12.083	5	.689	4	0	2	0	2	.003	5
9766			min	20.02	2	-1.059	2	-.932	10	0	1	0	1	0	2
9767		4	max	553.554	5	11.964	5	.532	8	0	2	0	2	.002	5
9768			min	19.962	2	-.843	2	-.91	10	0	1	0	1	0	2
9769		5	max	553.256	5	11.846	5	.665	1	0	2	0	2	.002	5
9770			min	19.904	2	-.627	2	-.889	10	0	1	0	1	0	2
9771		6	max	552.959	5	11.727	5	.881	1	0	2	0	2	.001	5
9772			min	19.846	2	-.41	2	-.867	10	0	1	0	1	0	2
9773		7	max	552.661	5	11.608	5	1.098	1	0	2	0	2	0	5
9774			min	19.788	2	-.194	2	-.961	2	0	1	0	1	0	2
9775		8	max	552.363	5	11.489	5	1.314	1	0	2	0	2	0	7
9776			min	19.73	2	.022	2	-1.177	2	0	1	0	1	0	2
9777		9	max	552.066	5	11.37	5	1.53	1	0	2	0	2	0	9
9778			min	19.672	2	.238	2	-1.393	2	0	1	0	1	0	8
9779		10	max	551.768	5	11.251	5	1.746	1	0	2	0	2	0	2
9780			min	19.614	2	.454	2	-1.609	2	0	1	0	1	0	5
9781		11	max	551.47	5	11.133	5	1.962	1	0	2	0	2	0	2
9782			min	19.556	2	.67	2	-1.826	2	0	1	0	1	-.001	5
9783		12	max	551.172	5	11.014	5	2.178	1	0	2	0	2	0	2
9784			min	19.498	2	.887	2	-2.042	2	0	1	0	10	-.001	5
9785		13	max	550.875	5	10.895	5	2.395	1	0	2	0	6	0	2
9786			min	19.44	2	1.103	2	-2.258	2	0	1	0	10	-.002	5
9787		14	max	550.577	5	10.776	5	2.611	1	0	2	0	6	0	2
9788			min	19.382	2	1.319	2	-2.474	2	0	1	0	10	-.002	5
9789		15	max	550.279	5	10.657	5	2.827	1	0	2	0	1	0	2
9790			min	19.324	2	1.535	2	-2.69	2	0	1	0	10	-.003	5
9791		16	max	549.982	5	10.539	5	3.043	1	0	2	0	1	0	2
9792			min	19.266	2	1.751	2	-2.906	2	0	1	0	10	-.003	5

Envelope Member Section Forces (Continued)

	Member	Sec		Axial[lb]	LC	y Shear[lb]	LC	z Shear[lb]	LC	Torque[k-...	LC	y-y Mome...	LC	z-z Mome...	LC
9793		17	max	549.684	5	10.42	5	3.259	1	0	2	0	1	0	2
9794			min	19.208	2	1.967	2	-3.123	2	0	1	0	2	-.003	5
9795		18	max	549.386	5	10.445	7	3.475	1	0	2	0	1	0	2
9796			min	19.15	2	2.184	2	-3.339	2	0	1	0	2	-.004	5
9797		19	max	549.089	5	10.564	7	3.692	1	0	2	0	1	0	2
9798			min	19.092	2	2.4	2	-3.555	2	0	1	0	2	-.004	5
9799		20	max	548.791	5	10.683	7	3.908	1	0	2	0	1	0	2
9800			min	19.034	2	2.616	2	-3.771	2	0	1	0	2	-.005	5
9801	M255	1	max	-18.582	2	-.426	4	1.844	4	0	1	0	2	.001	2
9802			min	-788.836	5	-1.612	7	-1.803	3	0	2	0	1	-.001	1
9803		2	max	-18.798	2	-.632	4	1.617	4	0	1	0	2	.001	2
9804			min	-788.991	5	-1.798	7	-1.575	3	0	2	0	1	-.001	1
9805		3	max	-19.014	2	-.801	2	1.39	4	0	1	0	2	.001	2
9806			min	-789.146	5	-1.985	7	-1.348	3	0	2	0	1	-.001	1
9807		4	max	-19.23	2	-.701	2	1.163	4	0	1	0	2	.001	2
9808			min	-789.302	5	-2.172	7	-1.121	3	0	2	0	1	-.001	1
9809		5	max	-19.446	2	-.6	2	.935	4	0	1	0	2	.001	2
9810			min	-789.457	5	-2.359	7	-.894	3	0	2	0	1	-.001	1
9811		6	max	-19.662	2	-.5	2	.708	4	0	1	0	2	.002	2
9812			min	-789.612	5	-2.546	7	-.667	3	0	2	0	1	-.001	1
9813		7	max	-19.878	2	-.4	2	.752	1	0	1	0	2	.002	2
9814			min	-789.767	5	-2.811	5	-.693	2	0	2	0	1	0	1
9815		8	max	-20.094	2	-.299	2	.98	1	0	1	0	4	.002	2
9816			min	-789.922	5	-3.166	5	-.92	2	0	2	0	3	0	1
9817		9	max	-20.31	2	-.199	2	1.207	1	0	1	0	4	.002	2
9818			min	-790.077	5	-3.522	5	-1.148	2	0	2	0	3	0	1
9819		10	max	-20.526	2	-.099	2	1.434	1	0	1	0	4	.002	2
9820			min	-790.232	5	-3.877	5	-1.375	2	0	2	0	3	0	1
9821		11	max	-20.742	2	.002	2	1.661	1	0	1	0	4	.002	6
9822			min	-790.387	5	-4.232	5	-1.602	2	0	2	0	3	0	1
9823		12	max	-20.958	2	.102	2	1.889	1	0	1	0	4	.002	6
9824			min	-790.542	5	-4.587	5	-1.829	2	0	2	0	3	0	1
9825		13	max	-21.174	2	.202	2	2.116	1	0	1	0	4	.002	6
9826			min	-790.697	5	-4.943	5	-2.057	2	0	2	0	3	0	1
9827		14	max	-21.39	2	.303	2	2.343	1	0	1	0	4	.002	6
9828			min	-790.852	5	-5.298	5	-2.284	2	0	2	0	3	0	1
9829		15	max	-21.606	2	.403	2	2.57	1	0	1	0	4	.002	6
9830			min	-791.007	5	-5.653	5	-2.511	2	0	2	0	3	0	1
9831		16	max	-21.822	2	.503	2	2.797	1	0	1	0	4	.003	6
9832			min	-791.162	5	-6.009	5	-2.738	2	0	2	0	3	0	1
9833		17	max	-22.038	2	.604	2	3.025	1	0	1	0	4	.003	6
9834			min	-791.317	5	-6.364	5	-2.966	2	0	2	0	3	0	1
9835		18	max	-22.255	2	.704	2	3.252	1	0	1	0	1	.003	6
9836			min	-791.472	5	-6.719	5	-3.193	2	0	2	0	2	0	1
9837		19	max	-22.471	2	.805	2	3.479	1	0	1	0	1	.003	6
9838			min	-791.628	5	-7.074	5	-3.42	2	0	2	0	2	0	1
9839		20	max	-22.687	2	.905	2	3.706	1	0	1	0	1	.003	6
9840			min	-791.783	5	-7.43	5	-3.647	2	0	2	0	2	0	1
9841	M256A	1	max	611.204	5	15.601	5	1.691	2	0	2	0	10	.004	5
9842			min	12.434	2	-1.39	2	-1.529	1	0	1	0	1	0	2
9843		2	max	610.968	5	15.507	5	1.534	2	0	2	0	2	.003	5
9844			min	12.391	2	-1.233	2	-1.512	10	0	1	0	1	0	2

Envelope Member Section Forces (Continued)

	Member	Sec		Axial[lb]	LC	y Shear[lb]	LC	z Shear[lb]	LC	Torque[k-...	LC	y-y Mome...	LC	z-z Mome...	LC
9845		3	max	610.731	5	15.412	5	1.377	2	0	2	0	2	.003	5
9846			min	12.349	2	-1.075	2	-1.496	10	0	1	0	1	0	2
9847		4	max	610.495	5	15.317	5	1.22	2	0	2	0	2	.002	5
9848			min	12.307	2	-.918	2	-1.48	10	0	1	0	1	0	2
9849		5	max	610.259	5	15.223	5	1.063	2	0	2	0	2	.002	5
9850			min	12.265	2	-.761	2	-1.465	10	0	1	0	1	0	2
9851		6	max	610.023	5	15.128	5	.906	2	0	2	0	2	.001	5
9852			min	12.223	2	-.604	2	-1.449	10	0	1	0	1	0	2
9853		7	max	609.787	5	15.033	5	.749	2	0	2	0	2	0	5
9854			min	12.181	2	-.447	2	-1.433	10	0	1	0	1	0	2
9855		8	max	609.551	5	14.939	5	.591	2	0	2	0	2	0	5
9856			min	12.139	2	-.29	2	-1.418	10	0	1	0	1	0	2
9857		9	max	609.315	5	14.844	5	.434	2	0	2	0	2	0	1
9858			min	12.096	2	-.132	2	-1.402	10	0	1	0	1	0	2
9859		10	max	609.079	5	14.749	5	.572	3	0	2	0	2	0	3
9860			min	12.054	2	.025	2	-1.386	10	0	1	0	1	0	8
9861		11	max	608.843	5	14.655	5	.729	3	0	2	0	2	0	2
9862			min	12.012	2	.182	2	-1.37	10	0	1	0	10	0	5
9863		12	max	608.607	5	14.56	5	.886	3	0	2	0	2	0	2
9864			min	11.97	2	.339	2	-1.355	10	0	1	0	10	-.001	5
9865		13	max	608.37	5	14.465	5	1.043	3	0	2	0	2	0	2
9866			min	11.928	2	.496	2	-1.339	10	0	1	0	10	-.002	5
9867		14	max	608.134	5	14.371	5	1.2	3	0	2	0	2	0	2
9868			min	11.886	2	.653	2	-1.323	10	0	1	0	10	-.002	5
9869		15	max	607.898	5	14.276	5	1.357	3	0	2	0	2	0	2
9870			min	11.844	2	.81	2	-1.308	10	0	1	0	10	-.003	5
9871		16	max	607.662	5	14.181	5	1.515	3	0	2	0	2	0	2
9872			min	11.801	2	.968	2	-1.317	4	0	1	0	10	-.003	5
9873		17	max	607.426	5	14.087	5	1.672	3	0	2	0	2	0	2
9874			min	11.759	2	1.125	2	-1.474	4	0	1	0	10	-.004	5
9875		18	max	607.19	5	13.992	5	1.829	3	0	2	0	3	0	2
9876			min	11.717	2	1.282	2	-1.631	4	0	1	0	10	-.004	5
9877		19	max	606.954	5	13.897	5	1.986	3	0	2	0	3	0	2
9878			min	11.675	2	1.439	2	-1.789	4	0	1	0	10	-.004	5
9879		20	max	606.718	5	13.803	5	2.143	3	0	2	0	3	0	2
9880			min	11.633	2	1.596	2	-1.946	4	0	1	0	10	-.005	5
9881	M257A	1	max	-4.994	2	.348	8	2.11	4	0	4	0	2	.001	2
9882			min	-853.503	5	-.66	9	-2.05	3	0	3	0	1	-.001	1
9883		2	max	-5.153	2	.06	8	1.943	4	0	4	0	2	.001	2
9884			min	-853.623	5	-.776	1	-1.884	3	0	3	0	1	-.001	1
9885		3	max	-5.313	2	-.012	2	1.777	4	0	4	0	2	.001	2
9886			min	-853.743	5	-.925	1	-1.718	3	0	3	0	1	-.001	1
9887		4	max	-5.472	2	.059	2	1.611	4	0	4	0	2	.001	2
9888			min	-853.863	5	-1.075	1	-1.552	3	0	3	0	1	0	1
9889		5	max	-5.631	2	.13	2	1.445	4	0	4	0	2	.001	2
9890			min	-853.983	5	-1.225	1	-1.385	3	0	3	0	1	0	1
9891		6	max	-5.791	2	.2	2	1.278	4	0	4	0	2	.001	2
9892			min	-854.103	5	-1.374	1	-1.219	3	0	3	0	1	0	1
9893		7	max	-5.95	2	.271	2	1.112	4	0	4	0	2	.001	2
9894			min	-854.223	5	-1.524	1	-1.053	3	0	3	0	1	0	1
9895		8	max	-6.11	2	.342	2	.946	4	0	4	0	2	.001	2
9896			min	-854.344	5	-1.707	5	-.886	3	0	3	0	1	0	1

Envelope Member Section Forces (Continued)

	Member	Sec		Axial[lb]	LC	y Shear[lb]	LC	z Shear[lb]	LC	Torque[k-...	LC	y-y Mome...	LC	z-z Mome...	LC
9897		9	max	-6.269	2	.412	2	.779	4	0	4	0	2	.001	2
9898			min	-854.464	5	-1.995	5	-.72	3	0	3	0	1	0	1
9899		10	max	-6.429	2	.483	2	.613	4	0	4	0	2	.001	2
9900			min	-854.584	5	-2.282	5	-.554	3	0	3	0	1	0	1
9901		11	max	-6.588	2	.554	2	.447	4	0	4	0	2	.001	2
9902			min	-854.704	5	-2.569	5	-.388	3	0	3	0	1	0	1
9903		12	max	-6.747	2	.625	2	.297	1	0	4	0	2	.001	6
9904			min	-854.824	5	-2.856	5	-.253	2	0	3	0	1	0	1
9905		13	max	-6.907	2	.695	2	.463	1	0	4	0	2	.001	6
9906			min	-854.944	5	-3.143	5	-.419	2	0	3	0	1	0	1
9907		14	max	-7.066	2	.766	2	.63	1	0	4	0	2	.001	6
9908			min	-855.064	5	-3.43	5	-.586	2	0	3	0	1	0	1
9909		15	max	-7.226	2	.837	2	.796	1	0	4	0	2	.002	6
9910			min	-855.184	5	-3.717	5	-.752	2	0	3	0	1	0	1
9911		16	max	-7.385	2	.908	2	.962	1	0	4	0	2	.002	6
9912			min	-855.304	5	-4.004	5	-.918	2	0	3	0	1	0	1
9913		17	max	-7.544	2	.978	2	1.129	1	0	4	0	2	.002	6
9914			min	-855.424	5	-4.291	5	-1.085	2	0	3	0	1	0	1
9915		18	max	-7.704	2	1.049	2	1.295	1	0	4	0	2	.002	6
9916			min	-855.544	5	-4.578	5	-1.251	2	0	3	0	1	0	1
9917		19	max	-7.863	2	1.12	2	1.461	1	0	4	0	2	.002	6
9918			min	-855.664	5	-4.865	5	-1.417	2	0	3	0	1	0	1
9919		20	max	-8.023	2	1.19	2	1.627	1	0	4	0	2	.002	6
9920			min	-855.784	5	-5.152	5	-1.583	2	0	3	0	1	0	1
9921	M258A	1	max	659.406	5	29.619	5	6.673	2	0	2	0	1	.007	5
9922			min	16.96	2	-.875	2	-6.556	1	0	1	0	2	0	2
9923		2	max	659.211	5	29.541	5	6.543	2	0	2	0	1	.006	5
9924			min	16.926	2	-.746	2	-6.426	1	0	1	0	2	0	2
9925		3	max	659.016	5	29.463	5	6.413	2	0	2	0	1	.005	5
9926			min	16.891	2	-.616	2	-6.296	1	0	1	0	2	0	2
9927		4	max	658.821	5	29.384	5	6.283	2	0	2	0	1	.004	5
9928			min	16.856	2	-.486	2	-6.166	1	0	1	0	2	0	2
9929		5	max	658.626	5	29.306	5	6.153	2	0	2	0	3	.003	5
9930			min	16.821	2	-.356	2	-6.037	1	0	1	0	4	0	2
9931		6	max	658.431	5	29.228	5	6.023	2	0	2	0	3	.003	5
9932			min	16.786	2	-.226	2	-5.907	1	0	1	0	10	0	2
9933		7	max	658.235	5	29.15	5	5.894	2	0	2	0	3	.002	5
9934			min	16.752	2	-.096	2	-5.777	1	0	1	0	10	0	2
9935		8	max	658.04	5	29.071	5	5.764	2	0	2	0	2	.001	5
9936			min	16.717	2	.033	2	-5.647	1	0	1	0	10	0	2
9937		9	max	657.845	5	28.993	5	5.634	2	0	2	0	2	0	5
9938			min	16.682	2	.163	2	-5.517	1	0	1	0	10	0	2
9939		10	max	657.65	5	28.915	5	5.504	2	0	2	0	2	0	2
9940			min	16.647	2	.293	2	-5.387	1	0	1	0	10	0	5
9941		11	max	657.455	5	28.837	5	5.374	2	0	2	0	2	0	2
9942			min	16.612	2	.423	2	-5.257	1	0	1	0	1	-.001	5
9943		12	max	657.26	5	28.759	5	5.244	2	0	2	0	2	0	2
9944			min	16.577	2	.553	2	-5.128	1	0	1	0	1	-.002	5
9945		13	max	657.065	5	28.68	5	5.115	2	0	2	0	2	0	2
9946			min	16.543	2	.683	2	-4.998	1	0	1	0	1	-.003	5
9947		14	max	656.87	5	28.602	5	4.985	2	0	2	.001	2	0	2
9948			min	16.508	2	.813	2	-4.868	1	0	1	-.001	1	-.003	5

Envelope Member Section Forces (Continued)

	Member	Sec		Axial[lb]	LC	y Shear[lb]	LC	z Shear[lb]	LC	Torque[k-...	LC	y-y Mome...	LC	z-z Mome...	LC
9949		15	max	656.675	5	28.524	5	4.855	2	0	2	.001	2	0	2
9950			min	16.473	2	.942	2	-4.738	1	0	1	-.001	1	-.004	5
9951		16	max	656.48	5	28.446	5	4.725	2	0	2	.001	2	0	2
9952			min	16.438	2	1.072	2	-4.608	1	0	1	-.001	1	-.005	5
9953		17	max	656.285	5	28.367	5	4.595	2	0	2	.001	2	0	2
9954			min	16.403	2	1.202	2	-4.478	1	0	1	-.001	1	-.006	5
9955		18	max	656.09	5	28.289	5	4.465	2	0	2	.002	2	0	2
9956			min	16.368	2	1.332	2	-4.349	1	0	1	-.002	1	-.006	5
9957		19	max	655.894	5	28.211	5	4.335	2	0	2	.002	2	0	2
9958			min	16.334	2	1.462	2	-4.219	1	0	1	-.002	1	-.007	5
9959		20	max	655.699	5	28.133	5	4.206	2	0	2	.002	2	0	2
9960			min	16.299	2	1.592	2	-4.089	1	0	1	-.002	1	-.008	5
9961	M259A	1	max	-42.441	2	2.928	6	3.288	2	0	10	0	3	.002	2
9962			min	-908.847	5	-.898	1	-3.278	1	0	3	0	4	-.001	1
9963		2	max	-42.555	2	2.804	6	3.169	2	0	10	0	3	.002	2
9964			min	-908.94	5	-1.004	1	-3.16	1	0	3	0	4	-.001	1
9965		3	max	-42.669	2	2.68	6	3.051	2	0	10	0	3	.002	2
9966			min	-909.033	5	-1.11	1	-3.041	1	0	3	0	4	-.001	1
9967		4	max	-42.783	2	2.556	6	2.933	2	0	10	0	3	.002	2
9968			min	-909.126	5	-1.216	1	-2.923	1	0	3	0	4	0	1
9969		5	max	-42.896	2	2.45	2	2.815	2	0	10	0	2	.002	2
9970			min	-909.219	5	-1.322	1	-2.805	1	0	3	0	1	0	1
9971		6	max	-43.01	2	2.499	2	2.696	2	0	10	0	2	.002	2
9972			min	-909.312	5	-1.427	1	-2.687	1	0	3	0	1	0	1
9973		7	max	-43.124	2	2.548	2	2.578	2	0	10	0	2	.002	2
9974			min	-909.405	5	-1.533	1	-2.568	1	0	3	0	1	0	1
9975		8	max	-43.238	2	2.598	2	2.46	2	0	10	0	2	.001	2
9976			min	-909.498	5	-1.639	1	-2.45	1	0	3	0	1	0	1
9977		9	max	-43.352	2	2.647	2	2.342	2	0	10	0	2	.001	2
9978			min	-909.591	5	-1.745	1	-2.332	1	0	3	0	1	0	1
9979		10	max	-43.466	2	2.696	2	2.223	2	0	10	0	2	.001	2
9980			min	-909.684	5	-1.851	1	-2.214	1	0	3	0	1	0	1
9981		11	max	-43.58	2	2.745	2	2.105	2	0	10	0	2	.001	2
9982			min	-909.777	5	-1.956	1	-2.096	1	0	3	0	1	0	1
9983		12	max	-43.693	2	2.794	2	1.987	2	0	10	0	2	.001	2
9984			min	-909.87	5	-2.062	1	-1.977	1	0	3	0	1	0	1
9985		13	max	-43.807	2	2.844	2	1.869	2	0	10	0	2	.001	2
9986			min	-909.963	5	-2.168	1	-1.859	1	0	3	0	1	0	1
9987		14	max	-43.921	2	2.893	2	1.75	2	0	10	0	2	0	2
9988			min	-910.056	5	-2.274	1	-1.741	1	0	3	0	1	0	1
9989		15	max	-44.035	2	2.942	2	1.632	2	0	10	0	2	0	2
9990			min	-910.149	5	-2.38	1	-1.623	1	0	3	0	1	0	1
9991		16	max	-44.149	2	2.991	2	1.514	2	0	10	0	2	0	6
9992			min	-910.242	5	-2.486	1	-1.504	1	0	3	0	1	0	1
9993		17	max	-44.263	2	3.04	2	1.396	2	0	10	0	2	0	6
9994			min	-910.335	5	-2.591	1	-1.386	1	0	3	0	1	0	1
9995		18	max	-44.377	2	3.09	2	1.278	2	0	10	.001	2	0	6
9996			min	-910.428	5	-2.697	1	-1.268	1	0	3	-.001	1	0	1
9997		19	max	-44.49	2	3.139	2	1.159	2	0	10	.001	2	0	6
9998			min	-910.521	5	-2.803	1	-1.15	1	0	3	-.001	1	0	1
9999		20	max	-44.604	2	3.188	2	1.041	2	0	10	.001	2	0	6
10000			min	-910.614	5	-2.909	1	-1.031	1	0	3	-.001	1	0	1

Envelope Member Section Forces (Continued)

	Member	Sec		Axial[lb]	LC	y Shear[lb]	LC	z Shear[lb]	LC	Torque[k-...	LC	y-y Mome...	LC	z-z Mome...	LC
10001	M260A	1	max	674.518	5	35.292	5	10.931	2	0	10	.001	1	.007	5
10002			min	-75.496	2	10.157	2	-10.744	1	0	1	-.001	2	.002	2
10003		2	max	674.365	5	35.231	5	10.839	2	0	10	.001	1	.006	5
10004			min	-75.521	2	10.248	2	-10.653	1	0	1	-.001	2	.002	2
10005		3	max	674.212	5	35.169	5	10.747	2	0	10	0	1	.005	5
10006			min	-75.545	2	10.34	2	-10.561	1	0	1	0	2	.002	2
10007		4	max	674.059	5	35.107	5	10.656	2	0	10	0	1	.005	5
10008			min	-75.57	2	10.432	2	-10.469	1	0	1	0	2	.002	2
10009		5	max	673.906	5	35.046	5	10.564	2	0	10	0	1	.004	7
10010			min	-75.594	2	10.523	2	-10.378	1	0	1	0	2	.001	4
10011		6	max	673.753	5	34.984	5	10.472	2	0	10	0	1	.003	7
10012			min	-75.619	2	10.615	2	-10.286	1	0	1	0	2	.001	4
10013		7	max	673.6	5	34.922	5	10.381	2	0	10	0	3	.002	7
10014			min	-75.644	2	10.707	2	-10.194	1	0	1	0	10	0	4
10015		8	max	673.447	5	34.861	5	10.289	2	0	10	0	3	.002	7
10016			min	-75.668	2	10.798	2	-10.103	1	0	1	0	10	0	1
10017		9	max	673.294	5	34.799	5	10.197	2	0	10	0	2	.001	6
10018			min	-75.693	2	10.89	2	-10.011	1	0	1	0	10	0	1
10019		10	max	673.141	5	34.737	5	10.105	2	0	10	0	2	0	6
10020			min	-75.717	2	10.982	2	-9.919	1	0	1	0	10	0	1
10021		11	max	672.988	5	34.676	5	10.014	2	0	10	0	2	0	2
10022			min	-75.742	2	11.073	2	-9.828	1	0	1	0	1	0	5
10023		12	max	672.834	5	34.614	5	9.922	2	0	10	.001	2	0	2
10024			min	-75.766	2	11.165	2	-9.736	1	0	1	0	1	-.001	5
10025		13	max	672.681	5	34.552	5	9.83	2	0	10	.001	2	0	2
10026			min	-75.791	2	11.257	2	-9.644	1	0	1	-.001	1	-.002	5
10027		14	max	672.528	5	34.491	5	9.739	2	0	10	.001	2	0	2
10028			min	-75.816	2	11.348	2	-9.553	1	0	1	-.001	1	-.003	5
10029		15	max	672.375	5	34.429	5	9.647	2	0	10	.002	2	0	2
10030			min	-75.84	2	11.44	2	-9.461	1	0	1	-.002	1	-.004	5
10031		16	max	672.222	5	34.449	7	9.555	2	0	10	.002	2	-.001	2
10032			min	-75.865	2	11.532	2	-9.369	1	0	1	-.002	1	-.004	5
10033		17	max	672.069	5	34.511	7	9.464	2	0	10	.002	2	-.001	2
10034			min	-75.889	2	11.624	2	-9.278	1	0	1	-.002	1	-.005	5
10035		18	max	671.916	5	34.572	7	9.372	2	0	10	.002	2	-.002	2
10036			min	-75.914	2	11.715	2	-9.186	1	0	1	-.002	1	-.006	5
10037		19	max	671.763	5	34.634	7	9.28	2	0	10	.002	2	-.002	2
10038			min	-75.938	2	11.807	2	-9.094	1	0	1	-.002	1	-.007	5
10039		20	max	671.61	5	34.696	7	9.189	2	0	10	.003	2	-.002	2
10040			min	-75.963	2	11.899	2	-9.002	1	0	1	-.003	1	-.007	5
10041	M261A	1	max	-14.906	1	7.391	1	5.545	2	0	1	0	1	.001	1
10042			min	-1501.989	6	-7.726	2	-5.461	1	0	2	0	2	0	2
10043		2	max	-14.851	1	7.304	1	5.447	2	0	1	0	1	.001	1
10044			min	-1502.165	6	-7.687	2	-5.363	1	0	2	0	2	0	2
10045		3	max	-14.797	1	7.217	1	5.349	2	0	1	0	1	0	1
10046			min	-1502.341	6	-7.647	2	-5.265	1	0	2	0	2	0	2
10047		4	max	-14.742	1	7.13	1	5.251	2	0	1	0	1	0	5
10048			min	-1502.517	6	-7.608	2	-5.167	1	0	2	0	2	0	2
10049		5	max	-14.687	1	7.043	1	5.153	2	0	1	0	1	0	5
10050			min	-1502.693	6	-7.568	2	-5.069	1	0	2	0	2	0	2
10051		6	max	-14.632	1	6.956	1	5.055	2	0	1	0	1	0	5
10052			min	-1502.868	6	-7.529	2	-4.971	1	0	2	0	2	0	2

Envelope Member Section Forces (Continued)

	Member	Sec		Axial[lb]	LC	y Shear[lb]	LC	z Shear[lb]	LC	Torque[k-...	LC	y-y Mome...	LC	z-z Mome...	LC
10053		7	max	-14.578	1	6.869	1	4.957	2	0	1	0	3	0	7
10054			min	-1503.044	6	-7.49	2	-4.873	1	0	2	0	4	0	4
10055		8	max	-14.523	1	6.782	1	4.859	2	0	1	0	3	0	6
10056			min	-1503.22	6	-7.45	2	-4.775	1	0	2	0	4	0	1
10057		9	max	-14.468	1	6.695	1	4.761	2	0	1	0	2	0	6
10058			min	-1503.396	6	-7.411	2	-4.677	1	0	2	0	1	0	1
10059		10	max	-14.413	1	6.608	1	4.663	2	0	1	0	2	.001	6
10060			min	-1503.572	6	-7.371	2	-4.579	1	0	2	0	1	0	1
10061		11	max	-14.359	1	6.52	1	4.565	2	0	1	0	2	.001	2
10062			min	-1503.747	6	-7.332	2	-4.481	1	0	2	0	1	0	1
10063		12	max	-14.304	1	6.433	1	4.467	2	0	1	0	2	.001	2
10064			min	-1503.923	6	-7.293	2	-4.383	1	0	2	0	1	0	1
10065		13	max	-14.249	1	6.346	1	4.369	2	0	1	0	2	.002	2
10066			min	-1504.099	6	-7.253	2	-4.285	1	0	2	0	1	0	1
10067		14	max	-14.195	1	6.259	1	4.271	2	0	1	0	2	.002	2
10068			min	-1504.275	6	-7.214	2	-4.187	1	0	2	0	1	-.001	1
10069		15	max	-14.14	1	6.172	1	4.173	2	0	1	0	2	.002	2
10070			min	-1504.451	6	-7.175	2	-4.089	1	0	2	0	1	-.001	1
10071		16	max	-14.085	1	6.085	1	4.075	2	0	1	.001	2	.002	2
10072			min	-1504.626	6	-7.135	2	-3.991	1	0	2	-.001	1	-.001	1
10073		17	max	-14.03	1	5.998	1	3.977	2	0	1	.001	2	.002	2
10074			min	-1504.802	6	-7.096	2	-3.893	1	0	2	-.001	1	-.002	1
10075		18	max	-13.976	1	5.911	1	3.879	2	0	1	.001	2	.003	2
10076			min	-1504.978	6	-7.056	2	-3.795	1	0	2	-.001	1	-.002	1
10077		19	max	-13.921	1	5.824	1	3.781	2	0	1	.001	2	.003	2
10078			min	-1505.154	6	-7.017	2	-3.697	1	0	2	-.001	1	-.002	1
10079		20	max	-13.866	1	5.737	1	3.683	2	0	1	.002	2	.003	2
10080			min	-1505.33	6	-6.978	2	-3.599	1	0	2	-.001	1	-.002	1
10081	M262A	1	max	1078.442	6	45.854	6	7.973	2	0	10	0	1	.007	6
10082			min	20.779	1	6.038	1	-7.784	1	0	4	0	2	.001	1
10083		2	max	1078.323	6	45.903	6	7.911	2	0	10	0	1	.007	6
10084			min	20.762	1	5.975	1	-7.722	1	0	4	0	2	0	1
10085		3	max	1078.204	6	45.951	6	7.848	2	0	10	0	1	.006	6
10086			min	20.745	1	5.912	1	-7.659	1	0	4	0	2	0	1
10087		4	max	1078.085	6	45.999	6	7.785	2	0	10	0	1	.005	6
10088			min	20.728	1	5.85	1	-7.597	1	0	4	0	2	0	1
10089		5	max	1077.965	6	46.047	6	7.723	2	0	10	0	8	.004	6
10090			min	20.711	1	5.787	1	-7.534	1	0	4	0	10	0	1
10091		6	max	1077.846	6	46.096	6	7.66	2	0	10	0	6	.003	6
10092			min	20.695	1	5.725	1	-7.471	1	0	4	0	10	0	1
10093		7	max	1077.727	6	46.144	6	7.598	2	0	10	0	2	.003	6
10094			min	20.678	1	5.662	1	-7.409	1	0	4	0	10	0	1
10095		8	max	1077.608	6	46.192	6	7.535	2	0	10	0	2	.002	6
10096			min	20.661	1	5.599	1	-7.346	1	0	4	0	10	0	1
10097		9	max	1077.489	6	46.241	6	7.472	2	0	10	0	2	0	7
10098			min	20.644	1	5.537	1	-7.283	1	0	4	0	10	0	4
10099		10	max	1077.37	6	46.289	6	7.41	2	0	10	0	2	0	1
10100			min	20.628	1	5.474	1	-7.221	1	0	4	0	1	0	2
10101		11	max	1077.25	6	46.337	6	7.347	2	0	10	0	2	0	1
10102			min	20.611	1	5.411	1	-7.158	1	0	4	0	1	0	6
10103		12	max	1077.131	6	46.385	6	7.284	2	0	10	0	2	0	1
10104			min	20.594	1	5.349	1	-7.096	1	0	4	0	1	-.002	6

Envelope Member Section Forces (Continued)

	Member	Sec		Axial[lb]	LC	y Shear[lb]	LC	z Shear[lb]	LC	Torque[k-...	LC	y-y Mome...	LC	z-z Mome...	LC
10105		13	max	1077.012	6	46.434	6	7.222	2	0	10	0	2	0	1
10106			min	20.577	1	5.286	1	-7.033	1	0	4	0	1	-.002	6
10107		14	max	1076.893	6	46.482	6	7.159	2	0	10	.001	2	0	1
10108			min	20.561	1	5.224	1	-6.97	1	0	4	-.001	1	-.003	6
10109		15	max	1076.774	6	46.53	6	7.097	2	0	10	.001	2	0	1
10110			min	20.544	1	5.161	1	-6.908	1	0	4	-.001	1	-.004	6
10111		16	max	1076.655	6	46.579	6	7.034	2	0	10	.001	2	0	1
10112			min	20.527	1	5.098	1	-6.845	1	0	4	-.001	1	-.005	6
10113		17	max	1076.536	6	46.627	6	6.971	2	0	10	.001	2	0	1
10114			min	20.51	1	5.036	1	-6.782	1	0	4	-.001	1	-.006	6
10115		18	max	1076.416	6	46.675	6	6.909	2	0	10	.002	2	0	1
10116			min	20.493	1	4.973	1	-6.72	1	0	4	-.002	1	-.006	6
10117		19	max	1076.297	6	46.723	6	6.846	2	0	10	.002	2	0	1
10118			min	20.477	1	4.91	1	-6.657	1	0	4	-.002	1	-.007	6
10119		20	max	1076.178	6	46.772	6	6.784	2	0	10	.002	2	0	1
10120			min	20.46	1	4.848	1	-6.595	1	0	4	-.002	1	-.008	6
10121	M263A	1	max	-75.978	1	5.388	6	4.067	2	0	1	0	1	.001	6
10122			min	-1331.432	6	-.12	1	-3.977	1	0	2	0	2	0	1
10123		2	max	-75.939	1	5.302	6	3.999	2	0	1	0	1	.001	6
10124			min	-1331.569	6	-.18	1	-3.909	1	0	2	0	2	0	1
10125		3	max	-75.901	1	5.216	6	3.932	2	0	1	0	1	.001	6
10126			min	-1331.706	6	-.239	1	-3.842	1	0	2	0	2	0	1
10127		4	max	-75.862	1	5.129	6	3.864	2	0	1	0	1	.001	6
10128			min	-1331.844	6	-.299	1	-3.774	1	0	2	0	2	0	1
10129		5	max	-75.823	1	5.043	6	3.797	2	0	1	0	1	0	6
10130			min	-1331.981	6	-.358	1	-3.707	1	0	2	0	2	0	1
10131		6	max	-75.785	1	4.957	6	3.729	2	0	1	0	1	0	6
10132			min	-1332.119	6	-.417	1	-3.639	1	0	2	0	2	0	1
10133		7	max	-75.746	1	4.871	6	3.662	2	0	1	0	1	0	6
10134			min	-1332.256	6	-.477	1	-3.572	1	0	2	0	2	0	1
10135		8	max	-75.707	1	4.785	6	3.594	2	0	1	0	3	0	6
10136			min	-1332.393	6	-.536	1	-3.504	1	0	2	0	4	0	1
10137		9	max	-75.669	1	4.699	6	3.527	2	0	1	0	3	0	6
10138			min	-1332.531	6	-.596	1	-3.437	1	0	2	0	4	0	1
10139		10	max	-75.63	1	4.613	6	3.459	2	0	1	0	3	0	6
10140			min	-1332.668	6	-.655	1	-3.369	1	0	2	0	4	0	1
10141		11	max	-75.591	1	4.527	6	3.392	2	0	1	0	3	0	6
10142			min	-1332.806	6	-.714	1	-3.302	1	0	2	0	4	0	1
10143		12	max	-75.553	1	4.44	6	3.324	2	0	1	0	3	0	6
10144			min	-1332.943	6	-.774	1	-3.234	1	0	2	0	4	0	1
10145		13	max	-75.514	1	4.354	6	3.257	2	0	1	0	3	0	6
10146			min	-1333.08	6	-.833	1	-3.167	1	0	2	0	1	0	1
10147		14	max	-75.475	1	4.268	6	3.189	2	0	1	0	2	0	9
10148			min	-1333.218	6	-.893	1	-3.099	1	0	2	0	1	0	7
10149		15	max	-75.437	1	4.182	6	3.122	2	0	1	0	2	0	1
10150			min	-1333.355	6	-.952	1	-3.032	1	0	2	0	1	0	6
10151		16	max	-75.398	1	4.096	6	3.054	2	0	1	0	2	0	1
10152			min	-1333.493	6	-1.011	1	-2.964	1	0	2	0	1	0	6
10153		17	max	-75.359	1	4.01	6	2.987	2	0	1	0	2	0	1
10154			min	-1333.63	6	-1.071	1	-2.897	1	0	2	0	1	0	6
10155		18	max	-75.321	1	3.924	6	2.919	2	0	1	0	2	0	1
10156			min	-1333.767	6	-1.13	1	-2.829	1	0	2	0	1	0	6

Envelope Member Section Forces (Continued)

	Member	Sec		Axial[lb]	LC	y Shear[lb]	LC	z Shear[lb]	LC	Torque[k-...	LC	y-y Mome...	LC	z-z Mome...	LC
10157		19	max	-75.282	1	3.852	2	2.893	3	0	1	0	2	0	1
10158			min	-1333.905	6	-1.19	1	-2.761	1	0	2	0	1	0	6
10159		20	max	-75.243	1	3.878	2	2.96	3	0	1	0	2	0	1
10160			min	-1334.042	6	-1.249	1	-2.812	4	0	2	0	1	0	6
10161	M264A	1	max	863.131	6	69.639	6	2.407	2	0	10	0	4	.009	6
10162			min	36.938	1	6.235	1	-2.381	1	0	2	0	10	0	1
10163		2	max	863.034	6	69.678	6	2.356	2	0	10	0	4	.008	6
10164			min	36.924	1	6.184	1	-2.33	1	0	2	0	10	0	1
10165		3	max	862.937	6	69.717	6	2.321	3	0	10	0	2	.007	6
10166			min	36.911	1	6.133	1	-2.306	4	0	2	0	10	0	1
10167		4	max	862.84	6	69.757	6	2.372	3	0	10	0	2	.006	6
10168			min	36.897	1	6.082	1	-2.357	4	0	2	0	10	0	1
10169		5	max	862.743	6	69.796	6	2.423	3	0	10	0	2	.005	6
10170			min	36.883	1	6.031	1	-2.408	4	0	2	0	10	0	1
10171		6	max	862.646	6	69.835	6	2.474	3	0	10	0	2	.004	6
10172			min	36.87	1	5.98	1	-2.459	4	0	2	0	10	0	1
10173		7	max	862.549	6	69.875	6	2.525	3	0	10	0	2	.003	6
10174			min	36.856	1	5.93	1	-2.51	4	0	2	0	10	0	1
10175		8	max	862.452	6	69.914	6	2.576	3	0	10	0	2	.002	6
10176			min	36.842	1	5.879	1	-2.561	4	0	2	0	10	0	1
10177		9	max	862.355	6	69.953	6	2.627	3	0	10	0	2	.001	6
10178			min	36.829	1	5.828	1	-2.612	4	0	2	0	1	0	1
10179		10	max	862.258	6	69.993	6	2.678	3	0	10	0	2	0	6
10180			min	36.815	1	5.777	1	-2.663	4	0	2	0	1	0	1
10181		11	max	862.161	6	70.032	6	2.729	3	0	10	0	2	0	1
10182			min	36.801	1	5.726	1	-2.714	4	0	2	0	1	0	6
10183		12	max	862.064	6	70.071	6	2.78	3	0	10	0	2	0	1
10184			min	36.788	1	5.675	1	-2.765	4	0	2	0	1	-.002	6
10185		13	max	861.967	6	70.111	6	2.831	3	0	10	0	2	0	1
10186			min	36.774	1	5.624	1	-2.816	4	0	2	0	1	-.003	6
10187		14	max	861.87	6	70.15	6	2.882	3	0	10	0	2	0	1
10188			min	36.76	1	5.573	1	-2.867	4	0	2	0	1	-.004	6
10189		15	max	861.773	6	70.189	6	2.933	3	0	10	0	2	0	1
10190			min	36.747	1	5.522	1	-2.918	4	0	2	0	1	-.005	6
10191		16	max	861.676	6	70.229	6	2.984	3	0	10	0	2	0	1
10192			min	36.733	1	5.471	1	-2.969	4	0	2	0	1	-.006	6
10193		17	max	861.579	6	70.268	6	3.035	3	0	10	0	2	0	1
10194			min	36.719	1	5.42	1	-3.02	4	0	2	0	1	-.007	6
10195		18	max	861.482	6	70.307	6	3.086	3	0	10	0	2	0	1
10196			min	36.706	1	5.369	1	-3.071	4	0	2	0	1	-.008	6
10197		19	max	861.385	6	70.347	6	3.137	3	0	10	0	2	0	1
10198			min	36.692	1	5.318	1	-3.122	4	0	2	0	1	-.009	6
10199		20	max	861.287	6	70.386	6	3.188	3	0	10	0	3	0	1
10200			min	36.678	1	5.267	1	-3.173	4	0	2	0	1	-.01	6
10201	M265A	1	max	-48.892	1	-.525	1	2.89	2	0	1	0	1	0	1
10202			min	-1108.61	6	-5.951	6	-2.856	1	0	2	0	2	-.002	6
10203		2	max	-48.862	1	-.573	1	2.835	2	0	1	0	1	0	1
10204			min	-1108.721	6	-6.017	6	-2.802	1	0	2	0	2	-.002	6
10205		3	max	-48.832	1	-.622	1	2.781	2	0	1	0	1	0	1
10206			min	-1108.833	6	-6.083	6	-2.747	1	0	2	0	2	-.001	6
10207		4	max	-48.801	1	-.67	1	2.727	2	0	1	0	1	0	1
10208			min	-1108.945	6	-6.148	6	-2.693	1	0	2	0	2	-.001	6

Envelope Member Section Forces (Continued)

	Member	Sec		Axial[lb]	LC	y Shear[lb]	LC	z Shear[lb]	LC	Torque[k-...	LC	y-y Mome...	LC	z-z Mome...	LC
10209		5	max	-48.771	1	-.718	1	2.672	2	0	1	0	1	0	1
10210			min	-1109.056	6	-6.214	6	-2.639	1	0	2	0	2	-.001	6
10211		6	max	-48.741	1	-.767	1	2.618	2	0	1	0	1	0	1
10212			min	-1109.168	6	-6.28	6	-2.584	1	0	2	0	2	-.001	6
10213		7	max	-48.711	1	-.815	1	2.564	2	0	1	0	1	0	1
10214			min	-1109.279	6	-6.346	6	-2.53	1	0	2	0	2	0	6
10215		8	max	-48.681	1	-.864	1	2.509	2	0	1	0	1	0	1
10216			min	-1109.391	6	-6.412	6	-2.476	1	0	2	0	2	0	6
10217		9	max	-48.651	1	-.912	1	2.455	2	0	1	0	3	0	1
10218			min	-1109.502	6	-6.478	6	-2.421	1	0	2	0	4	0	7
10219		10	max	-48.621	1	-.961	1	2.401	2	0	1	0	3	0	1
10220			min	-1109.614	6	-6.543	6	-2.367	1	0	2	0	4	0	7
10221		11	max	-48.591	1	-1.009	1	2.346	2	0	1	0	3	0	4
10222			min	-1109.726	6	-6.609	6	-2.313	1	0	2	0	4	0	7
10223		12	max	-48.561	1	-1.058	1	2.292	2	0	1	0	3	0	4
10224			min	-1109.837	6	-6.675	6	-2.258	1	0	2	0	4	0	5
10225		13	max	-48.531	1	-1.106	1	2.238	2	0	1	0	3	0	2
10226			min	-1109.949	6	-6.741	6	-2.204	1	0	2	0	4	0	5
10227		14	max	-48.501	1	-1.155	1	2.183	2	0	1	0	3	0	2
10228			min	-1110.06	6	-6.807	6	-2.15	1	0	2	0	4	0	5
10229		15	max	-48.471	1	-1.203	1	2.129	2	0	1	0	3	0	2
10230			min	-1110.172	6	-6.873	6	-2.095	1	0	2	0	4	0	1
10231		16	max	-48.441	1	-1.251	1	2.138	3	0	1	0	3	0	2
10232			min	-1110.283	6	-6.938	6	-2.063	4	0	2	0	4	0	1
10233		17	max	-48.411	1	-1.3	1	2.192	3	0	1	0	3	0	6
10234			min	-1110.395	6	-7.004	6	-2.117	4	0	2	0	4	0	1
10235		18	max	-48.381	1	-1.348	1	2.246	3	0	1	0	3	0	6
10236			min	-1110.506	6	-7.07	6	-2.171	4	0	2	0	4	0	1
10237		19	max	-48.351	1	-1.397	1	2.301	3	0	1	0	3	0	6
10238			min	-1110.618	6	-7.136	6	-2.226	4	0	2	0	4	0	1
10239		20	max	-48.321	1	-1.445	1	2.355	3	0	1	0	3	0	6
10240			min	-1110.73	6	-7.202	6	-2.28	4	0	2	0	4	0	1
10241	M266A	1	max	2951.92	6	-212.364	1	6347.831	6	.073	10	.303	6	.311	6
10242			min	130.959	1	-6363.096	6	307.114	1	-.031	3	.015	1	.003	1
10243		2	max	2951.92	6	-212.364	1	6347.831	6	.073	10	.377	6	.386	6
10244			min	130.959	1	-6363.096	6	307.114	1	-.031	3	.019	1	.005	1
10245		3	max	2951.92	6	-212.364	1	6347.831	6	.073	10	.452	6	.46	6
10246			min	130.959	1	-6363.096	6	307.114	1	-.031	3	.023	1	.008	1
10247		4	max	2951.92	6	-212.364	1	6347.831	6	.073	10	.526	6	.535	6
10248			min	130.959	1	-6363.096	6	307.114	1	-.031	3	.026	1	.01	1
10249		5	max	2951.92	6	-212.364	1	6347.831	6	.073	10	.601	6	.61	6
10250			min	130.959	1	-6363.096	6	307.114	1	-.031	3	.03	1	.013	1
10251		6	max	2951.92	6	-212.364	1	6347.831	6	.073	10	.676	6	.685	6
10252			min	130.959	1	-6363.096	6	307.114	1	-.031	3	.033	1	.015	1
10253		7	max	2951.92	6	-212.364	1	6347.831	6	.073	10	.75	6	.759	6
10254			min	130.959	1	-6363.096	6	307.114	1	-.031	3	.037	1	.018	1
10255		8	max	2951.92	6	-212.364	1	6347.831	6	.073	10	.825	6	.834	6
10256			min	130.959	1	-6363.096	6	307.114	1	-.031	3	.041	1	.02	1
10257		9	max	2951.92	6	-212.364	1	6347.831	6	.073	10	.899	6	.909	6
10258			min	130.959	1	-6363.096	6	307.114	1	-.031	3	.044	1	.023	1
10259		10	max	2951.92	6	-212.364	1	6347.831	6	.073	10	.974	6	.984	6
10260			min	130.959	1	-6363.096	6	307.114	1	-.031	3	.048	1	.025	1

Envelope Member Section Forces (Continued)

	Member	Sec		Axial[lb]	LC	y Shear[lb]	LC	z Shear[lb]	LC	Torque[k-...	LC	y-y Mome...	LC	z-z Mome...	LC
10261		11	max	2951.92	6	-212.364	1	6347.831	6	.073	10	1.048	6	1.058	6
10262			min	130.959	1	-6363.096	6	307.114	1	-.031	3	.052	1	.028	1
10263		12	max	2951.92	6	-212.364	1	6347.831	6	.073	10	1.123	6	1.133	6
10264			min	130.959	1	-6363.096	6	307.114	1	-.031	3	.055	1	.03	1
10265		13	max	2951.92	6	-212.364	1	6347.831	6	.073	10	1.198	6	1.208	6
10266			min	130.959	1	-6363.096	6	307.114	1	-.031	3	.059	1	.032	1
10267		14	max	2951.92	6	-212.364	1	6347.831	6	.073	10	1.272	6	1.283	6
10268			min	130.959	1	-6363.096	6	307.114	1	-.031	3	.062	1	.035	1
10269		15	max	2951.92	6	-212.364	1	6347.831	6	.073	10	1.347	6	1.357	6
10270			min	130.959	1	-6363.096	6	307.114	1	-.031	3	.066	1	.037	1
10271		16	max	2951.92	6	-212.364	1	6347.831	6	.073	10	1.421	6	1.432	6
10272			min	130.959	1	-6363.096	6	307.114	1	-.031	3	.07	1	.04	1
10273		17	max	2951.92	6	-212.364	1	6347.831	6	.073	10	1.496	6	1.507	6
10274			min	130.959	1	-6363.096	6	307.114	1	-.031	3	.073	1	.042	1
10275		18	max	2951.92	6	-212.364	1	6347.831	6	.073	10	1.57	6	1.582	6
10276			min	130.959	1	-6363.096	6	307.114	1	-.031	3	.077	1	.045	1
10277		19	max	2951.92	6	-212.364	1	6347.831	6	.073	10	1.645	6	1.656	6
10278			min	130.959	1	-6363.096	6	307.114	1	-.031	3	.08	1	.047	1
10279		20	max	2951.92	6	-212.364	1	6347.831	6	.073	10	1.72	6	1.731	6
10280			min	130.959	1	-6363.096	6	307.114	1	-.031	3	.084	1	.05	1
10281	M267A	1	max	4337.595	6	-222.057	2	194.992	1	.086	2	.115	4	-.178	4
10282			min	556.484	1	-1376.067	5	-180.774	2	-.09	1	-.122	3	-.613	7
10283		2	max	4337.595	6	-222.057	2	194.992	1	.086	2	.114	4	-.173	4
10284			min	556.484	1	-1376.067	5	-180.774	2	-.09	1	-.121	3	-.604	7
10285		3	max	4337.595	6	-222.057	2	194.992	1	.086	2	.113	4	-.168	4
10286			min	556.484	1	-1376.067	5	-180.774	2	-.09	1	-.119	3	-.594	7
10287		4	max	4337.595	6	-222.057	2	194.992	1	.086	2	.111	4	-.162	1
10288			min	556.484	1	-1376.067	5	-180.774	2	-.09	1	-.118	3	-.585	7
10289		5	max	4337.595	6	-222.057	2	194.992	1	.086	2	.11	4	-.156	1
10290			min	556.484	1	-1376.067	5	-180.774	2	-.09	1	-.116	3	-.575	7
10291		6	max	4337.595	6	-222.057	2	194.992	1	.086	2	.109	4	-.15	1
10292			min	556.484	1	-1376.067	5	-180.774	2	-.09	1	-.115	3	-.565	7
10293		7	max	4337.595	6	-222.057	2	194.992	1	.086	2	.107	4	-.144	1
10294			min	556.484	1	-1376.067	5	-180.774	2	-.09	1	-.114	3	-.556	7
10295		8	max	4337.595	6	-222.057	2	194.992	1	.086	2	.106	4	-.139	1
10296			min	556.484	1	-1376.067	5	-180.774	2	-.09	1	-.112	3	-.546	7
10297		9	max	4337.595	6	-222.057	2	194.992	1	.086	2	.105	4	-.133	1
10298			min	556.484	1	-1376.067	5	-180.774	2	-.09	1	-.111	3	-.537	7
10299		10	max	4337.595	6	-222.057	2	194.992	1	.086	2	.103	4	-.127	1
10300			min	556.484	1	-1376.067	5	-180.774	2	-.09	1	-.109	3	-.527	7
10301		11	max	4337.595	6	-222.057	2	194.992	1	.086	2	.102	4	-.121	1
10302			min	556.484	1	-1376.067	5	-180.774	2	-.09	1	-.108	3	-.518	7
10303		12	max	4337.595	6	-222.057	2	194.992	1	.086	2	.101	4	-.115	1
10304			min	556.484	1	-1376.067	5	-180.774	2	-.09	1	-.106	3	-.508	6
10305		13	max	4337.595	6	-222.057	2	194.992	1	.086	2	.099	4	-.109	1
10306			min	556.484	1	-1376.067	5	-180.774	2	-.09	1	-.105	3	-.499	6
10307		14	max	4337.595	6	-222.057	2	194.992	1	.086	2	.098	4	-.103	1
10308			min	556.484	1	-1376.067	5	-180.774	2	-.09	1	-.103	3	-.49	6
10309		15	max	4337.595	6	-222.057	2	194.992	1	.086	2	.097	4	-.097	1
10310			min	556.484	1	-1376.067	5	-180.774	2	-.09	1	-.102	3	-.48	6
10311		16	max	4337.595	6	-222.057	2	194.992	1	.086	2	.095	4	-.092	1
10312			min	556.484	1	-1376.067	5	-180.774	2	-.09	1	-.101	3	-.471	6

Envelope Member Section Forces (Continued)

	Member	Sec		Axial[lb]	LC	y Shear[lb]	LC	z Shear[lb]	LC	Torque[k-...	LC	y-y Mome...	LC	z-z Mome...	LC
10313		17	max	4337.595	6	-222.057	2	194.992	1	.086	2	.094	4	-.086	1
10314			min	556.484	1	-1376.067	5	-180.774	2	-.09	1	-.099	3	-.461	6
10315		18	max	4337.595	6	-222.057	2	194.992	1	.086	2	.093	4	-.08	1
10316			min	556.484	1	-1376.067	5	-180.774	2	-.09	1	-.098	3	-.452	6
10317		19	max	4337.595	6	-222.057	2	194.992	1	.086	2	.092	4	-.074	1
10318			min	556.484	1	-1376.067	5	-180.774	2	-.09	1	-.096	3	-.443	6
10319		20	max	4337.595	6	-222.057	2	194.992	1	.086	2	.09	4	-.068	1
10320			min	556.484	1	-1376.067	5	-180.774	2	-.09	1	-.095	3	-.433	6
10321	M268	1	max	3345.661	6	-933.502	4	3790.894	6	.217	4	.171	2	.249	2
10322			min	152.185	1	-3813.349	7	984.842	1	-.231	3	-.15	4	-.226	1
10323		2	max	3345.661	6	-933.502	4	3790.894	6	.217	4	.184	2	.26	2
10324			min	152.185	1	-3813.349	7	984.842	1	-.231	3	-.142	1	-.218	1
10325		3	max	3345.661	6	-933.502	4	3790.894	6	.217	4	.196	2	.271	2
10326			min	152.185	1	-3813.349	7	984.842	1	-.231	3	-.135	1	-.209	1
10327		4	max	3345.661	6	-933.502	4	3790.894	6	.217	4	.209	2	.282	2
10328			min	152.185	1	-3813.349	7	984.842	1	-.231	3	-.128	1	-.201	1
10329		5	max	3345.661	6	-933.502	4	3790.894	6	.217	4	.221	2	.293	2
10330			min	152.185	1	-3813.349	7	984.842	1	-.231	3	-.122	1	-.192	1
10331		6	max	3345.661	6	-933.502	4	3790.894	6	.217	4	.234	2	.303	2
10332			min	152.185	1	-3813.349	7	984.842	1	-.231	3	-.115	1	-.184	1
10333		7	max	3345.661	6	-933.502	4	3790.894	6	.217	4	.246	2	.314	2
10334			min	152.185	1	-3813.349	7	984.842	1	-.231	3	-.108	1	-.175	1
10335		8	max	3345.661	6	-933.502	4	3790.894	6	.217	4	.263	6	.325	2
10336			min	152.185	1	-3813.349	7	984.842	1	-.231	3	-.101	1	-.167	1
10337		9	max	3345.661	6	-933.502	4	3790.894	6	.217	4	.289	6	.336	2
10338			min	152.185	1	-3813.349	7	984.842	1	-.231	3	-.094	1	-.158	1
10339		10	max	3345.661	6	-933.502	4	3790.894	6	.217	4	.316	6	.347	2
10340			min	152.185	1	-3813.349	7	984.842	1	-.231	3	-.087	1	-.15	1
10341		11	max	3345.661	6	-933.502	4	3790.894	6	.217	4	.342	6	.361	6
10342			min	152.185	1	-3813.349	7	984.842	1	-.231	3	-.08	1	-.142	1
10343		12	max	3345.661	6	-933.502	4	3790.894	6	.217	4	.368	6	.387	6
10344			min	152.185	1	-3813.349	7	984.842	1	-.231	3	-.074	1	-.133	1
10345		13	max	3345.661	6	-933.502	4	3790.894	6	.217	4	.395	6	.413	6
10346			min	152.185	1	-3813.349	7	984.842	1	-.231	3	-.067	1	-.125	1
10347		14	max	3345.661	6	-933.502	4	3790.894	6	.217	4	.421	6	.439	6
10348			min	152.185	1	-3813.349	7	984.842	1	-.231	3	-.06	1	-.116	1
10349		15	max	3345.661	6	-933.502	4	3790.894	6	.217	4	.448	6	.465	6
10350			min	152.185	1	-3813.349	7	984.842	1	-.231	3	-.053	1	-.108	1
10351		16	max	3345.661	6	-933.502	4	3790.894	6	.217	4	.474	6	.491	6
10352			min	152.185	1	-3813.349	7	984.842	1	-.231	3	-.046	1	-.099	1
10353		17	max	3345.661	6	-933.502	4	3790.894	6	.217	4	.5	6	.516	6
10354			min	152.185	1	-3813.349	7	984.842	1	-.231	3	-.039	1	-.091	1
10355		18	max	3345.661	6	-933.502	4	3790.894	6	.217	4	.527	6	.542	6
10356			min	152.185	1	-3813.349	7	984.842	1	-.231	3	-.032	1	-.082	1
10357		19	max	3345.661	6	-933.502	4	3790.894	6	.217	4	.553	6	.568	6
10358			min	152.185	1	-3813.349	7	984.842	1	-.231	3	-.026	1	-.074	1
10359		20	max	3345.661	6	-933.502	4	3790.894	6	.217	4	.58	6	.594	6
10360			min	152.185	1	-3813.349	7	984.842	1	-.231	3	-.019	1	-.065	1
10361	M272	1	max	-941.778	4	177.919	2	-91.377	1	.027	4	.23	6	.12	3
10362			min	-3264.004	7	-194.614	1	-3123.227	6	-.028	3	.009	1	-.115	4
10363		2	max	-940.977	4	177.118	2	-90.972	1	.027	4	.075	6	.13	3
10364			min	-3264.223	7	-193.812	1	-3122.301	6	-.028	3	.004	1	-.123	4

Envelope Member Section Forces (Continued)

	Member	Sec		Axial[lb]	LC	y Shear[lb]	LC	z Shear[lb]	LC	Torque[k-...	LC	y-y Mome...	LC	z-z Mome...	LC
10365		3	max	-940.175	4	176.316	2	-90.566	1	.027	4	0	1	.139	3
10366			min	-3264.442	7	-193.011	1	-3121.376	6	-.028	3	-.08	6	-.132	4
10367		4	max	-939.374	4	175.515	2	-90.161	1	.027	4	-.005	1	.148	3
10368			min	-3264.66	7	-192.209	1	-3120.451	6	-.028	3	-.235	6	-.14	4
10369		5	max	2068.438	7	419.427	4	212.122	7	.018	3	.004	2	.123	4
10370			min	594.163	4	-437.754	3	44.856	4	-.017	4	-.006	1	-.129	3
10371		6	max	2068.219	7	418.625	4	213.047	7	.018	3	.009	2	.103	4
10372			min	594.964	4	-436.953	3	45.261	4	-.017	4	-.004	1	-.108	3
10373		7	max	2068.001	7	417.824	4	213.972	7	.018	3	.019	6	.082	4
10374			min	595.766	4	-436.151	3	45.667	4	-.017	4	0	1	-.086	3
10375		8	max	2067.782	7	417.022	4	214.897	7	.018	3	.03	6	.061	4
10376			min	596.567	4	-435.349	3	46.072	4	-.017	4	.002	1	-.064	3
10377		9	max	2067.563	7	416.221	4	215.823	7	.018	3	.04	6	.04	4
10378			min	597.369	4	-434.548	3	46.478	4	-.017	4	.005	1	-.043	3
10379		10	max	3.869	3	3.87	2	-1.958	2	0	11	0	8	0	4
10380			min	-3.869	4	-3.87	1	-4.466	5	0	1	0	1	0	1
10381		11	max	3.067	3	3.068	2	-1.552	2	0	11	0	8	0	4
10382			min	-3.068	4	-3.068	1	-3.541	5	0	1	0	1	0	1
10383		12	max	2.266	3	2.266	2	-1.147	2	0	11	0	10	0	3
10384			min	-2.266	4	-2.266	1	-2.616	5	0	1	0	5	0	2
10385		13	max	1.464	3	1.465	2	-.741	2	0	11	0	10	0	3
10386			min	-1.464	4	-1.465	1	-1.691	5	0	1	0	5	0	2
10387		14	max	.662	3	.663	2	-.336	2	0	11	0	10	0	3
10388			min	-.663	4	-.663	1	-.766	5	0	1	0	5	0	2
10389		15	max	.139	1	.138	3	.16	6	0	11	0	10	0	3
10390			min	-.139	2	-.138	4	.07	1	0	1	0	5	0	2
10391		16	max	.94	1	.94	3	1.085	6	0	11	0	10	0	3
10392			min	-.941	2	-.94	4	.476	1	0	1	0	5	0	2
10393		17	max	1.742	1	1.741	3	2.01	6	0	11	0	10	0	3
10394			min	-1.742	2	-1.741	4	.881	1	0	1	0	5	0	2
10395		18	max	2.543	1	2.543	3	2.935	6	0	11	0	8	0	4
10396			min	-2.544	2	-2.543	4	1.287	1	0	1	0	1	0	1
10397		19	max	3.345	1	3.345	3	3.861	6	0	11	0	8	0	4
10398			min	-3.345	2	-3.345	4	1.692	1	0	1	0	1	0	1
10399		20	max	4.147	1	4.146	3	4.786	6	0	11	0	8	0	4
10400			min	-4.147	2	-4.146	4	2.098	1	0	1	0	1	0	1
10401	M273	1	max	1080.857	1	209.575	2	251.254	6	.003	4	-.003	1	.144	2
10402			min	-2844.587	6	-211.345	1	16.363	1	-.003	3	-.037	6	-.147	1
10403		2	max	1081.701	1	208.732	2	252.228	6	.003	4	-.002	1	.133	2
10404			min	-2844.818	6	-210.501	1	16.789	1	-.003	3	-.024	6	-.136	1
10405		3	max	1082.544	1	207.888	2	253.202	6	.003	4	-.001	1	.123	2
10406			min	-2845.048	6	-209.657	1	17.216	1	-.003	3	-.01	6	-.125	1
10407		4	max	1083.388	1	207.044	2	254.176	6	.003	4	.003	6	.112	2
10408			min	-2845.278	6	-208.814	1	17.643	1	-.003	3	0	1	-.114	1
10409		5	max	1084.232	1	206.201	2	255.15	6	.003	4	.016	6	.101	2
10410			min	-2845.508	6	-207.97	1	18.07	1	-.003	3	0	1	-.103	1
10411		6	max	991.762	1	208.1	2	167.924	6	.004	4	-.003	1	.089	2
10412			min	-4099.556	6	-210.061	1	14.872	1	-.004	3	-.025	6	-.091	1
10413		7	max	992.605	1	207.256	2	168.898	6	.004	4	-.002	1	.078	2
10414			min	-4099.787	6	-209.217	1	15.298	1	-.004	3	-.016	6	-.08	1
10415		8	max	993.449	1	206.413	2	169.872	6	.004	4	-.001	1	.067	2
10416			min	-4100.017	6	-208.373	1	15.725	1	-.004	3	-.007	6	-.069	1

Envelope Member Section Forces (Continued)

	Member	Sec		Axial[lb]	LC	y Shear[lb]	LC	z Shear[lb]	LC	Torque[k-...	LC	y-y Mome...	LC	z-z Mome...	LC
10417		9	max	994.293	1	205.569	2	170.846	6	.004	4	.002	6	.057	2
10418			min	-4100.247	6	-207.53	1	16.152	1	-.004	3	0	1	-.058	1
10419		10	max	995.136	1	204.725	2	171.819	6	.004	4	.011	6	.046	2
10420			min	-4100.477	6	-206.686	1	16.579	1	-.004	3	0	1	-.048	1
10421		11	max	995.98	1	203.882	2	172.793	6	.004	4	.02	6	.035	2
10422			min	-4100.707	6	-205.843	1	17.005	1	-.004	3	.001	1	-.037	1
10423		12	max	996.823	1	203.038	2	173.767	6	.004	4	.029	6	.029	4
10424			min	-4100.938	6	-204.999	1	17.432	1	-.004	3	.002	1	-.031	3
10425		13	max	882.456	1	209.895	2	74.374	1	.007	4	-.002	9	.026	4
10426			min	-5203.486	6	-211.794	1	-105.173	2	-.007	3	-.008	6	-.027	3
10427		14	max	883.3	1	209.052	2	74.801	1	.007	4	.001	1	.022	4
10428			min	-5203.716	6	-210.95	1	-104.746	2	-.007	3	-.011	6	-.024	3
10429		15	max	884.144	1	208.208	2	75.228	1	.007	4	.005	1	.018	4
10430			min	-5203.946	6	-210.107	1	-104.319	2	-.007	3	-.015	6	-.02	3
10431		16	max	884.987	1	207.365	2	75.655	1	.007	4	.009	1	.019	1
10432			min	-5204.176	6	-209.263	1	-103.893	2	-.007	3	-.019	2	-.02	2
10433		17	max	885.831	1	206.521	2	76.082	1	.007	4	.013	1	.03	1
10434			min	-5204.407	6	-208.419	1	-103.466	2	-.007	3	-.025	2	-.031	2
10435		18	max	5075.769	1	579.78	1	620.726	1	.007	3	.089	2	.408	1
10436			min	-7606.98	2	-576.313	2	-848.802	2	-.009	10	-.046	1	-.405	2
10437		19	max	5076.612	1	580.624	1	621.153	1	.007	3	.049	6	.378	1
10438			min	-7607.824	2	-577.156	2	-848.375	2	-.009	10	-.014	1	-.374	2
10439		20	max	5077.456	1	581.467	1	621.579	1	.007	3	.028	5	.362	3
10440			min	-7608.667	2	-578	2	-847.949	2	-.009	10	0	2	-.364	4
10441	M274	1	max	4577.322	1	567.483	1	62.968	5	.005	3	.008	2	.362	3
10442			min	-7822.532	2	-559.934	2	-15.48	2	-.005	10	-.015	1	-.364	4
10443		2	max	4578.191	1	568.353	1	63.972	5	.005	3	.007	2	.359	3
10444			min	-7823.401	2	-560.804	2	-15.04	2	-.005	10	-.012	1	-.361	4
10445		3	max	4579.061	1	569.222	1	64.975	5	.005	3	.007	2	.355	3
10446			min	-7824.271	2	-561.673	2	-14.601	2	-.005	10	-.009	1	-.358	4
10447		4	max	4579.93	1	570.092	1	65.979	5	.005	3	.006	2	.352	3
10448			min	-7825.14	2	-562.543	2	-14.161	2	-.005	10	-.006	1	-.354	4
10449		5	max	4580.8	1	570.961	1	66.983	5	.005	3	.005	2	.348	3
10450			min	-7826.01	2	-563.412	2	-13.721	2	-.005	10	-.003	1	-.351	4
10451		6	max	4581.669	1	571.831	1	67.986	5	.005	3	.007	6	.345	3
10452			min	-7826.879	2	-564.282	2	-13.281	2	-.005	10	0	1	-.348	4
10453		7	max	4582.539	1	572.7	1	68.99	5	.005	3	.009	7	.341	3
10454			min	-7827.748	2	-565.151	2	-12.841	2	-.005	10	.003	4	-.344	4
10455		8	max	4583.408	1	573.57	1	69.993	5	.005	3	.013	5	.337	3
10456			min	-7828.618	2	-566.021	2	-12.401	2	-.005	10	.003	2	-.341	4
10457		9	max	4584.278	1	574.439	1	70.997	5	.005	3	.017	5	.334	3
10458			min	-7829.487	2	-566.89	2	-11.961	2	-.005	10	.002	2	-.337	4
10459		10	max	4118.991	1	573.033	1	35.974	5	.005	1	.004	2	.331	3
10460			min	-7762.381	2	-564.576	2	-4.918	2	-.005	2	-.008	1	-.335	4
10461		11	max	4119.861	1	573.903	1	36.978	5	.005	1	.004	2	.327	3
10462			min	-7763.251	2	-565.445	2	-4.478	2	-.005	2	-.007	1	-.331	4
10463		12	max	4120.73	1	574.772	1	37.982	5	.005	1	.004	2	.323	3
10464			min	-7764.12	2	-566.315	2	-4.038	2	-.005	2	-.005	1	-.327	4
10465		13	max	4121.6	1	575.641	1	38.985	5	.005	1	.004	2	.319	3
10466			min	-7764.989	2	-567.184	2	-3.598	2	-.005	2	-.004	1	-.323	4
10467		14	max	4122.469	1	576.511	1	39.989	5	.005	1	.004	2	.315	3
10468			min	-7765.859	2	-568.054	2	-3.159	2	-.005	2	-.002	1	-.319	4

Envelope Member Section Forces (Continued)

	Member	Sec		Axial[lb]	LC	y Shear[lb]	LC	z Shear[lb]	LC	Torque[k-...	LC	y-y Mome...	LC	z-z Mome...	LC
10469		15	max	4123.338	1	577.38	1	40.992	5	.005	1	.005	6	.311	3
10470			min	-7766.728	2	-568.923	2	-2.719	2	-.005	2	0	1	-.315	4
10471		16	max	4124.208	1	578.25	1	41.996	5	.005	1	.006	6	.307	3
10472			min	-7767.598	2	-569.792	2	-2.279	2	-.005	2	.001	1	-.311	4
10473		17	max	4125.077	1	579.119	1	43	5	.005	1	.008	7	.303	3
10474			min	-7768.467	2	-570.662	2	-1.839	2	-.005	2	.003	4	-.307	4
10475		18	max	4125.947	1	579.989	1	44.003	5	.005	1	.01	5	.299	3
10476			min	-7769.337	2	-571.531	2	-1.399	2	-.005	2	.003	2	-.303	4
10477		19	max	4126.816	1	580.858	1	45.007	5	.005	1	.013	5	.295	3
10478			min	-7770.206	2	-572.401	2	-.959	2	-.005	2	.003	2	-.299	4
10479		20	max	4127.686	1	581.728	1	46.01	5	.005	1	.015	5	.29	3
10480			min	-7771.076	2	-573.27	2	-.519	2	-.005	2	.003	2	-.295	4
10481	M275	1	max	3753.642	1	585.85	1	23.293	5	.005	1	.004	2	.291	3
10482			min	-7749.446	2	-581.158	2	-4.993	2	-.005	2	-.007	1	-.296	4
10483		2	max	3754.199	1	586.406	1	23.936	5	.005	1	.004	2	.289	3
10484			min	-7750.003	2	-581.714	2	-4.711	2	-.005	2	-.007	1	-.293	4
10485		3	max	3754.755	1	586.963	1	24.579	5	.005	1	.004	2	.286	3
10486			min	-7750.56	2	-582.271	2	-4.429	2	-.005	2	-.006	1	-.29	4
10487		4	max	3755.312	1	587.52	1	25.221	5	.005	1	.004	2	.292	2
10488			min	-7751.116	2	-582.828	2	-4.148	2	-.005	2	-.005	1	-.298	1
10489		5	max	3755.869	1	588.077	1	25.864	5	.005	1	.004	2	.313	2
10490			min	-7751.673	2	-583.385	2	-3.866	2	-.005	2	-.005	1	-.318	1
10491		6	max	3756.426	1	588.633	1	26.507	5	.005	1	.003	2	.333	2
10492			min	-7752.23	2	-583.941	2	-3.584	2	-.005	2	-.004	1	-.339	1
10493		7	max	3756.983	1	589.19	1	27.149	5	.005	1	.003	2	.353	2
10494			min	-7752.787	2	-584.498	2	-3.303	2	-.005	2	-.003	1	-.359	1
10495		8	max	3757.539	1	589.747	1	27.792	5	.005	1	.003	2	.373	2
10496			min	-7753.344	2	-585.055	2	-3.021	2	-.005	2	-.002	1	-.379	1
10497		9	max	3758.096	1	590.304	1	28.435	5	.005	1	.003	2	.393	2
10498			min	-7753.9	2	-585.612	2	-2.739	2	-.005	2	-.002	1	-.4	1
10499		10	max	3758.653	1	590.861	1	29.077	5	.005	1	.003	6	.413	2
10500			min	-7754.457	2	-586.169	2	-2.458	2	-.005	2	0	1	-.42	1
10501		11	max	3759.21	1	591.417	1	29.72	5	.005	1	.004	6	.434	2
10502			min	-7755.014	2	-586.725	2	-2.176	2	-.005	2	0	1	-.44	1
10503		12	max	3759.766	1	591.974	1	30.363	5	.005	1	.005	6	.454	2
10504			min	-7755.571	2	-587.282	2	-1.894	2	-.005	2	0	1	-.461	1
10505		13	max	3760.323	1	592.531	1	31.005	5	.005	1	.006	7	.474	2
10506			min	-7756.127	2	-587.839	2	-1.613	2	-.005	2	.001	4	-.481	1
10507		14	max	3760.88	1	593.088	1	31.648	5	.005	1	.007	7	.494	2
10508			min	-7756.684	2	-588.396	2	-1.331	2	-.005	2	.002	4	-.502	1
10509		15	max	3761.437	1	593.644	1	32.291	5	.005	1	.008	7	.515	2
10510			min	-7757.241	2	-588.953	2	-1.049	2	-.005	2	.003	4	-.522	1
10511		16	max	3761.994	1	594.201	1	32.933	5	.005	1	.009	5	.535	2
10512			min	-7757.798	2	-589.509	2	-.768	2	-.005	2	.003	2	-.543	1
10513		17	max	3762.55	1	594.758	1	33.576	5	.005	1	.01	5	.555	2
10514			min	-7758.355	2	-590.066	2	-.486	2	-.005	2	.003	2	-.563	1
10515		18	max	3763.107	1	595.315	1	34.219	5	.005	1	.011	5	.576	2
10516			min	-7758.911	2	-590.623	2	-.204	2	-.005	2	.003	2	-.584	1
10517		19	max	3763.664	1	595.872	1	34.861	5	.005	1	.012	5	.596	2
10518			min	-7759.468	2	-591.18	2	.077	2	-.005	2	.003	2	-.604	1
10519		20	max	3764.221	1	596.428	1	35.504	5	.005	1	.013	5	.617	2
10520			min	-7760.025	2	-591.736	2	.359	2	-.005	2	.003	2	-.625	1

Envelope Member Section Forces (Continued)

	Member	Sec		Axial[lb]	LC	y Shear[lb]	LC	z Shear[lb]	LC	Torque[k-...	LC	y-y Mome...	LC	z-z Mome...	LC
10521	M276	1	max	3391.897	1	603.189	1	28.235	5	.004	1	.003	2	.617	2
10522			min	-7759.617	2	-608.944	2	-2.731	2	-.004	2	-.008	5	-.625	1
10523		2	max	3392.507	1	603.799	1	28.939	5	.004	1	.003	2	.64	2
10524			min	-7760.227	2	-609.555	2	-2.422	2	-.004	2	-.007	1	-.648	1
10525		3	max	3393.117	1	604.41	1	29.644	5	.004	1	.003	2	.663	2
10526			min	-7760.838	2	-610.165	2	-2.113	2	-.004	2	-.006	1	-.671	1
10527		4	max	3393.728	1	605.02	1	30.348	5	.004	1	.003	2	.686	2
10528			min	-7761.448	2	-610.775	2	-1.804	2	-.004	2	-.005	1	-.694	1
10529		5	max	3394.338	1	605.63	1	31.052	5	.004	1	.003	2	.709	2
10530			min	-7762.058	2	-611.385	2	-1.496	2	-.004	2	-.004	1	-.716	1
10531		6	max	3394.948	1	606.241	1	31.757	5	.004	1	.003	2	.732	2
10532			min	-7762.668	2	-611.996	2	-1.187	2	-.004	2	-.004	1	-.739	1
10533		7	max	3395.558	1	606.851	1	32.461	5	.004	1	.003	2	.755	2
10534			min	-7763.279	2	-612.606	2	-.878	2	-.004	2	-.003	1	-.762	1
10535		8	max	3396.169	1	607.461	1	33.166	5	.004	1	.003	2	.779	2
10536			min	-7763.889	2	-613.216	2	-.569	2	-.004	2	-.002	1	-.785	1
10537		9	max	3396.779	1	608.071	1	33.87	5	.004	1	.003	2	.802	2
10538			min	-7764.499	2	-613.826	2	-.261	2	-.004	2	-.001	1	-.808	1
10539		10	max	3397.389	1	608.682	1	34.574	5	.004	1	.004	6	.825	2
10540			min	-7765.109	2	-614.437	2	.048	2	-.004	2	0	1	-.831	1
10541		11	max	3397.999	1	609.292	1	35.279	5	.004	1	.005	6	.848	2
10542			min	-7765.72	2	-615.047	2	.357	2	-.004	2	0	1	-.854	1
10543		12	max	3398.61	1	609.902	1	35.983	5	.004	1	.006	7	.872	2
10544			min	-7766.33	2	-615.657	2	.665	2	-.004	2	.002	4	-.877	1
10545		13	max	3399.22	1	610.512	1	36.688	5	.004	1	.007	7	.895	2
10546			min	-7766.94	2	-616.267	2	.974	2	-.004	2	.002	4	-.9	1
10547		14	max	3399.83	1	611.123	1	37.392	5	.004	1	.008	5	.918	2
10548			min	-7767.55	2	-616.878	2	1.283	2	-.004	2	.003	2	-.923	1
10549		15	max	3400.44	1	611.733	1	38.097	5	.004	1	.01	5	.941	2
10550			min	-7768.161	2	-617.488	2	1.592	2	-.004	2	.003	2	-.947	1
10551		16	max	3401.051	1	612.343	1	38.801	5	.004	1	.011	5	.965	2
10552			min	-7768.771	2	-618.098	2	1.9	2	-.004	2	.003	2	-.97	1
10553		17	max	3401.661	1	612.953	1	39.505	5	.004	1	.013	5	.988	2
10554			min	-7769.381	2	-618.708	2	2.209	2	-.004	2	.003	2	-.993	1
10555		18	max	3402.271	1	613.564	1	40.21	5	.004	1	.014	5	1.012	2
10556			min	-7769.991	2	-619.319	2	2.518	2	-.004	2	.003	2	-1.016	1
10557		19	max	3402.881	1	614.174	1	40.914	5	.004	1	.016	5	1.035	2
10558			min	-7770.602	2	-619.929	2	2.827	2	-.004	2	.003	2	-1.039	1
10559		20	max	3403.492	1	614.784	1	41.619	5	.004	1	.017	5	1.058	2
10560			min	-7771.212	2	-620.539	2	3.135	2	-.004	2	.003	2	-1.063	1
10561	M277	1	max	2.725	2	2.978	4	-.549	4	0	11	0	7	0	4
10562			min	-3.131	1	-2.978	3	-3.079	7	0	1	0	1	0	1
10563		2	max	2.035	2	2.223	4	-.41	4	0	11	0	7	0	4
10564			min	-2.337	1	-2.223	3	-2.299	7	0	1	0	1	0	1
10565		3	max	1.344	2	1.469	4	-.271	4	0	11	0	4	0	3
10566			min	-1.544	1	-1.469	3	-1.519	7	0	1	0	6	0	2
10567		4	max	.654	2	.714	4	-.132	4	0	11	0	4	0	3
10568			min	-.751	1	-.714	3	-.738	7	0	1	0	6	0	2
10569		5	max	.043	4	.041	1	.042	6	0	11	0	4	0	3
10570			min	-.037	3	-.041	2	.008	1	0	1	0	6	0	2
10571		6	max	.836	4	.796	1	.823	6	0	11	0	4	0	3
10572			min	-.727	3	-.796	2	.147	1	0	1	0	6	0	2

Envelope Member Section Forces (Continued)

	Member	Sec		Axial[lb]	LC	y Shear[lb]	LC	z Shear[lb]	LC	Torque[k-...	LC	y-y Mome...	LC	z-z Mome...	LC
10573		7	max	1.63	4	1.55	1	1.603	6	0	11	0	4	0	3
10574			min	-1.418	3	-1.55	2	.286	1	0	1	0	6	0	2
10575		8	max	2.423	4	2.305	1	2.383	6	0	11	0	7	0	4
10576			min	-2.108	3	-2.305	2	.425	1	0	1	0	1	0	1
10577		9	max	3.763	2	4.11	4	-.757	4	0	11	0	7	0	4
10578			min	-4.321	1	-4.11	3	-4.25	7	0	1	0	1	0	3
10579		10	max	3.072	2	3.355	4	-.618	4	0	11	0	7	0	4
10580			min	-3.528	1	-3.355	3	-3.469	7	0	1	0	1	0	3
10581		11	max	2.382	2	2.601	4	-.479	4	0	11	0	7	0	4
10582			min	-2.734	1	-2.601	3	-2.689	7	0	1	0	1	0	1
10583		12	max	1.691	2	1.846	4	-.34	4	0	11	0	4	0	3
10584			min	-1.941	1	-1.846	3	-1.909	7	0	1	0	6	0	2
10585		13	max	1.001	2	1.091	4	-.201	4	0	11	0	4	0	3
10586			min	-1.147	1	-1.091	3	-1.128	7	0	1	0	6	0	2
10587		14	max	.31	2	.337	4	-.062	4	0	11	0	4	0	3
10588			min	-.354	1	-.337	3	-.348	7	0	1	0	6	0	2
10589		15	max	.44	4	.418	1	.432	6	0	11	0	4	0	3
10590			min	-.38	3	-.418	2	.077	1	0	1	0	6	0	2
10591		16	max	1.233	4	1.173	1	1.213	6	0	11	0	4	0	3
10592			min	-1.071	3	-1.173	2	.216	1	0	1	0	6	0	2
10593		17	max	2.027	4	1.928	1	1.993	6	0	11	0	4	0	3
10594			min	-1.762	3	-1.928	2	.355	1	0	1	0	6	0	2
10595		18	max	2.82	4	2.682	1	2.773	6	0	11	0	7	0	4
10596			min	-2.452	3	-2.682	2	.494	1	0	1	0	1	0	1
10597		19	max	3.614	4	3.437	1	3.554	6	0	11	0	7	0	4
10598			min	-3.143	3	-3.437	2	.633	1	0	1	0	1	0	1
10599		20	max	4.407	4	4.192	1	4.334	6	0	11	0	7	0	4
10600			min	-3.833	3	-4.192	2	.772	1	0	1	0	1	0	1
10601	M278	1	max	7907.545	6	110.202	4	172.081	6	.002	2	-.002	1	.075	10
10602			min	281.52	1	-115.84	3	9.809	1	-.002	1	-.024	6	-.034	3
10603		2	max	7907.471	6	109.334	4	172.979	6	.002	2	-.001	1	.073	10
10604			min	282.433	1	-114.972	3	9.969	1	-.002	1	-.015	6	-.027	3
10605		3	max	7907.396	6	108.465	4	173.877	6	.002	2	0	1	.071	10
10606			min	283.346	1	-114.103	3	10.129	1	-.002	1	-.006	6	-.021	3
10607		4	max	7907.322	6	107.597	4	174.775	6	.002	2	.004	6	.069	10
10608			min	284.259	1	-113.235	3	10.289	1	-.002	1	0	1	-.019	6
10609		5	max	7907.248	6	106.728	4	175.673	6	.002	2	.013	6	.067	10
10610			min	285.172	1	-112.366	3	10.449	1	-.002	1	0	1	-.018	6
10611		6	max	7907.174	6	105.86	4	176.571	6	.002	2	.022	6	.065	10
10612			min	286.085	1	-111.498	3	10.609	1	-.002	1	.001	1	-.017	6
10613		7	max	9192.011	6	107.445	4	97.616	6	.001	2	0	1	.063	10
10614			min	336.632	1	-113.212	3	.806	1	-.002	10	-.01	6	-.018	8
10615		8	max	9191.937	6	106.577	4	98.514	6	.001	2	0	1	.061	10
10616			min	337.545	1	-112.343	3	.966	1	-.002	10	-.005	6	-.019	8
10617		9	max	9191.863	6	105.708	4	99.412	6	.001	2	0	2	.059	10
10618			min	338.458	1	-111.475	3	1.126	1	-.002	10	0	1	-.024	4
10619		10	max	9191.789	6	104.84	4	100.31	6	.001	2	.006	6	.057	10
10620			min	339.371	1	-110.606	3	1.286	1	-.002	10	0	1	-.029	4
10621		11	max	9191.714	6	103.971	4	101.208	6	.001	2	.011	6	.054	10
10622			min	340.284	1	-109.738	3	1.446	1	-.002	10	0	1	-.035	4
10623		12	max	9191.64	6	103.103	4	102.106	6	.001	2	.017	6	.052	10
10624			min	341.197	1	-108.869	3	1.606	1	-.002	10	0	1	-.04	4

Envelope Member Section Forces (Continued)

	Member	Sec		Axial[lb]	LC	y Shear[lb]	LC	z Shear[lb]	LC	Torque[k-...	LC	y-y Mome...	LC	z-z Mome...	LC
10625		13	max	10203.157	6	108.225	1	53.811	6	0	6	-.001	1	.051	10
10626			min	364.177	1	-113.825	2	5.987	1	-.001	10	-.007	6	-.046	4
10627		14	max	10203.083	6	109.094	1	54.709	6	0	6	-.001	4	.048	10
10628			min	365.09	1	-114.694	2	6.148	1	-.001	10	-.005	7	-.052	4
10629		15	max	10203.008	6	109.962	1	55.607	6	0	6	0	2	.049	3
10630			min	366.003	1	-115.562	2	6.308	1	-.001	10	-.002	5	-.057	4
10631		16	max	10202.934	6	110.831	1	56.505	6	0	6	.001	6	.055	3
10632			min	366.917	1	-116.431	2	6.468	1	-.001	10	0	1	-.063	4
10633		17	max	10202.86	6	111.699	1	57.403	6	0	6	.004	6	.061	3
10634			min	367.83	1	-117.299	2	6.628	1	-.001	10	0	1	-.068	4
10635		18	max	10202.786	6	112.568	1	58.301	6	0	6	.007	6	.066	3
10636			min	368.743	1	-118.168	2	6.788	1	-.001	10	0	1	-.073	4
10637		19	max	10202.711	6	113.436	1	59.199	6	0	6	.011	6	.072	3
10638			min	369.656	1	-119.036	2	6.948	1	-.001	10	0	1	-.078	4
10639		20	max	10202.637	6	114.305	1	60.097	6	0	6	.014	6	.078	3
10640			min	370.569	1	-119.905	2	7.108	1	-.001	10	.001	1	-.084	4
10641	M279	1	max	10737.711	6	129.025	1	27.829	5	.002	1	.004	2	.078	3
10642			min	691.112	1	-134.4	2	-10.302	2	-.002	2	-.007	1	-.084	4
10643		2	max	10737.634	6	129.928	1	28.672	5	.002	1	.004	2	.085	2
10644			min	692.061	1	-135.303	2	-9.806	2	-.002	2	-.006	1	-.091	1
10645		3	max	10737.557	6	130.831	1	29.516	5	.002	1	.003	2	.092	2
10646			min	693.01	1	-136.206	2	-9.31	2	-.002	2	-.004	1	-.098	1
10647		4	max	10737.48	6	131.733	1	30.359	5	.002	1	.003	2	.1	2
10648			min	693.959	1	-137.109	2	-8.814	2	-.002	2	-.003	1	-.105	1
10649		5	max	10737.402	6	132.636	1	31.203	5	.002	1	.002	2	.107	2
10650			min	694.908	1	-138.011	2	-8.318	2	-.002	2	-.001	1	-.112	1
10651		6	max	10737.325	6	133.539	1	32.046	5	.002	1	.003	6	.115	2
10652			min	695.858	1	-138.914	2	-7.821	2	-.002	2	0	1	-.12	1
10653		7	max	10737.248	6	134.442	1	32.89	5	.002	1	.004	5	.123	2
10654			min	696.807	1	-139.817	2	-7.325	2	-.002	2	.001	2	-.127	1
10655		8	max	10737.171	6	135.344	1	33.733	5	.002	1	.006	5	.13	2
10656			min	697.756	1	-140.72	2	-6.829	2	-.002	2	.001	2	-.134	1
10657		9	max	10737.094	6	136.247	1	34.576	5	.002	1	.008	5	.138	2
10658			min	698.705	1	-141.622	2	-6.333	2	-.002	2	0	2	-.142	1
10659		10	max	11099.718	6	147.143	1	19.551	5	.003	1	.002	2	.148	2
10660			min	1114.514	1	-151.442	2	-4.171	2	-.003	2	-.005	1	-.151	1
10661		11	max	11099.64	6	148.046	1	20.395	5	.003	1	.002	2	.156	2
10662			min	1115.463	1	-152.345	2	-3.675	2	-.003	2	-.004	1	-.159	1
10663		12	max	11099.563	6	148.949	1	21.238	5	.003	1	.002	2	.164	2
10664			min	1116.412	1	-153.248	2	-3.178	2	-.003	2	-.003	1	-.168	1
10665		13	max	11099.486	6	149.852	1	22.082	5	.003	1	.002	2	.173	2
10666			min	1117.361	1	-154.15	2	-2.682	2	-.003	2	-.002	1	-.176	1
10667		14	max	11099.409	6	150.754	1	22.925	5	.003	1	.002	2	.181	2
10668			min	1118.311	1	-155.053	2	-2.186	2	-.003	2	-.001	1	-.184	1
10669		15	max	11099.332	6	151.657	1	23.769	5	.003	1	.002	6	.19	2
10670			min	1119.26	1	-155.956	2	-1.69	2	-.003	2	0	1	-.192	1
10671		16	max	11099.255	6	152.56	1	24.612	5	.003	1	.003	7	.199	2
10672			min	1120.209	1	-156.859	2	-1.194	2	-.003	2	0	4	-.201	1
10673		17	max	11099.177	6	153.463	1	25.455	5	.003	1	.004	5	.207	2
10674			min	1121.158	1	-157.762	2	-.697	2	-.003	2	.001	2	-.209	1
10675		18	max	11099.1	6	154.365	1	26.299	5	.003	1	.006	5	.216	2
10676			min	1122.107	1	-158.664	2	-.201	2	-.003	2	.001	2	-.218	1

Envelope Member Section Forces (Continued)

	Member	Sec		Axial[lb]	LC	y Shear[lb]	LC	z Shear[lb]	LC	Torque[k-...	LC	y-y Mome...	LC	z-z Mome...	LC
10677		19	max	11099.023	6	155.268	1	27.142	5	.003	1	.007	5	.225	2
10678			min	1123.056	1	-159.567	2	.295	2	-.003	2	.001	2	-.226	1
10679		20	max	11098.946	6	156.171	1	27.986	5	.003	1	.009	5	.233	2
10680			min	1124.005	1	-160.47	2	.791	2	-.003	2	.001	2	-.235	1
10681	M280	1	max	11456.546	6	160.616	1	10.907	5	.002	1	.002	2	.235	2
10682			min	1461.366	1	-162.872	2	-3.89	2	-.002	2	-.004	1	-.236	1
10683		2	max	11456.497	6	161.192	1	11.445	5	.002	1	.002	2	.241	2
10684			min	1461.971	1	-163.448	2	-3.574	2	-.002	2	-.003	1	-.242	1
10685		3	max	11456.448	6	161.768	1	11.983	5	.002	1	.002	2	.246	2
10686			min	1462.576	1	-164.023	2	-3.257	2	-.002	2	-.003	1	-.247	1
10687		4	max	11456.399	6	162.343	1	12.521	5	.002	1	.002	2	.252	2
10688			min	1463.182	1	-164.599	2	-2.941	2	-.002	2	-.003	1	-.253	1
10689		5	max	11456.349	6	162.919	1	13.058	5	.002	1	.001	2	.258	2
10690			min	1463.787	1	-165.175	2	-2.624	2	-.002	2	-.002	1	-.259	1
10691		6	max	11456.3	6	163.495	1	13.596	5	.002	1	.001	2	.264	2
10692			min	1464.392	1	-165.75	2	-2.308	2	-.002	2	-.002	1	-.264	1
10693		7	max	11456.251	6	164.07	1	14.134	5	.002	1	.001	2	.269	2
10694			min	1464.997	1	-166.326	2	-1.991	2	-.002	2	-.002	1	-.27	1
10695		8	max	11456.202	6	164.646	1	14.672	5	.002	1	.001	2	.275	2
10696			min	1465.603	1	-166.902	2	-1.675	2	-.002	2	-.001	1	-.276	1
10697		9	max	11456.153	6	165.222	1	15.21	5	.002	1	.001	2	.281	2
10698			min	1466.208	1	-167.477	2	-1.359	2	-.002	2	0	1	-.282	1
10699		10	max	11456.103	6	165.798	1	15.748	5	.002	1	.001	6	.287	2
10700			min	1466.813	1	-168.053	2	-1.042	2	-.002	2	0	1	-.288	1
10701		11	max	11456.054	6	166.373	1	16.286	5	.002	1	.002	6	.293	2
10702			min	1467.418	1	-168.629	2	-.726	2	-.002	2	0	1	-.293	1
10703		12	max	11456.005	6	166.949	1	16.823	5	.002	1	.002	6	.299	2
10704			min	1468.024	1	-169.204	2	-.409	2	-.002	2	0	1	-.299	1
10705		13	max	11455.956	6	167.525	1	17.361	5	.002	1	.003	7	.305	2
10706			min	1468.629	1	-169.78	2	-.093	2	-.002	2	0	4	-.305	1
10707		14	max	11455.906	6	168.1	1	17.899	5	.002	1	.003	5	.311	2
10708			min	1469.234	1	-170.356	2	.223	2	-.002	2	.001	2	-.311	1
10709		15	max	11455.857	6	168.676	1	18.437	5	.002	1	.004	5	.317	2
10710			min	1469.839	1	-170.931	2	.54	2	-.002	2	.001	2	-.317	1
10711		16	max	11455.808	6	169.252	1	18.975	5	.002	1	.004	5	.323	2
10712			min	1470.445	1	-171.507	2	.856	2	-.002	2	.001	2	-.323	1
10713		17	max	11455.759	6	169.827	1	19.513	5	.002	1	.005	5	.329	2
10714			min	1471.05	1	-172.083	2	1.173	2	-.002	2	.001	2	-.329	1
10715		18	max	11455.71	6	170.403	1	20.05	5	.002	1	.006	5	.335	2
10716			min	1471.655	1	-172.659	2	1.489	2	-.002	2	.001	2	-.335	1
10717		19	max	11455.66	6	170.979	1	20.588	5	.002	1	.006	5	.341	2
10718			min	1472.26	1	-173.234	2	1.806	2	-.002	2	.001	2	-.341	1
10719		20	max	11455.611	6	171.554	1	21.126	5	.002	1	.007	5	.347	2
10720			min	1472.866	1	-173.81	2	2.122	2	-.002	2	.001	2	-.347	1
10721	M281	1	max	11730.643	6	174.392	1	6.183	1	.002	3	.002	2	.347	2
10722			min	1738.258	1	-173.113	2	-4.622	2	-.002	4	-.003	1	-.347	1
10723		2	max	11730.588	6	175.033	1	6.301	1	.002	3	.002	2	.354	2
10724			min	1738.932	1	-173.754	2	-4.269	2	-.002	4	-.002	1	-.354	1
10725		3	max	11730.533	6	175.674	1	6.419	1	.002	3	.002	2	.361	2
10726			min	1739.606	1	-174.395	2	-3.917	2	-.002	4	-.002	1	-.361	1
10727		4	max	11730.478	6	176.315	1	6.537	1	.002	3	.001	2	.368	2
10728			min	1740.28	1	-175.036	2	-3.565	2	-.002	4	-.002	1	-.368	1

Envelope Member Section Forces (Continued)

	Member	Sec		Axial[lb]	LC	y Shear[lb]	LC	z Shear[lb]	LC	Torque[k-...	LC	y-y Mome...	LC	z-z Mome...	LC
10729		5	max	11730.424	6	176.956	1	6.655	1	.002	3	.001	2	.375	2
10730			min	1740.954	1	-175.677	2	-3.212	2	-.002	4	-.002	1	-.375	1
10731		6	max	11730.369	6	177.597	1	6.903	5	.002	3	.001	2	.382	2
10732			min	1741.628	1	-176.318	2	-2.86	2	-.002	4	-.001	1	-.382	1
10733		7	max	11730.314	6	178.238	1	7.502	5	.002	3	.001	2	.388	2
10734			min	1742.301	1	-176.959	2	-2.508	2	-.002	4	-.001	1	-.389	1
10735		8	max	11730.259	6	178.879	1	8.101	5	.002	3	.001	2	.395	2
10736			min	1742.975	1	-177.6	2	-2.155	2	-.002	4	0	1	-.396	1
10737		9	max	11730.204	6	179.52	1	8.7	5	.002	3	0	2	.402	2
10738			min	1743.649	1	-178.241	2	-1.803	2	-.002	4	0	1	-.403	1
10739		10	max	11730.15	6	180.161	1	9.299	5	.002	3	.001	6	.409	2
10740			min	1744.323	1	-178.883	2	-1.451	2	-.002	4	0	1	-.41	1
10741		11	max	11730.095	6	180.802	1	9.898	5	.002	3	.001	6	.416	2
10742			min	1744.997	1	-179.524	2	-1.098	2	-.002	4	0	1	-.417	1
10743		12	max	11730.04	6	181.443	1	10.497	5	.002	3	.002	6	.423	2
10744			min	1745.671	1	-180.165	2	-.746	2	-.002	4	0	1	-.424	1
10745		13	max	11729.985	6	182.084	1	11.095	5	.002	3	.002	7	.43	2
10746			min	1746.345	1	-180.806	2	-.394	2	-.002	4	0	4	-.431	1
10747		14	max	11729.931	6	182.725	1	11.694	5	.002	3	.002	5	.437	2
10748			min	1747.019	1	-181.447	2	-.041	2	-.002	4	0	2	-.438	1
10749		15	max	11729.876	6	183.366	1	12.293	5	.002	3	.003	5	.445	2
10750			min	1747.693	1	-182.088	2	.311	2	-.002	4	0	2	-.445	1
10751		16	max	11729.821	6	184.007	1	12.892	5	.002	3	.003	5	.452	2
10752			min	1748.367	1	-182.729	2	.663	2	-.002	4	0	2	-.452	1
10753		17	max	11729.766	6	184.648	1	13.491	5	.002	3	.004	5	.459	2
10754			min	1749.041	1	-183.37	2	1.016	2	-.002	4	0	2	-.459	1
10755		18	max	11729.711	6	185.289	1	14.09	5	.002	3	.004	5	.466	2
10756			min	1749.715	1	-184.011	2	1.368	2	-.002	4	0	2	-.467	1
10757		19	max	11729.657	6	185.93	1	14.689	5	.002	3	.005	5	.473	2
10758			min	1750.389	1	-184.652	2	1.72	2	-.002	4	0	2	-.474	1
10759		20	max	11729.602	6	186.571	1	15.288	5	.002	3	.005	5	.48	2
10760			min	1751.063	1	-185.293	2	2.073	2	-.002	4	0	2	-.481	1
10761	M282	1	max	.661	2	1.426	7	.719	4	0	11	0	3	0	7
10762			min	-.754	1	.139	4	-.719	3	0	1	0	2	0	1
10763		2	max	.488	2	1.053	7	.53	4	0	11	0	3	0	7
10764			min	-.557	1	.103	4	-.53	3	0	1	0	2	0	1
10765		3	max	.315	2	.679	7	.342	4	0	11	0	4	0	4
10766			min	-.359	1	.066	4	-.342	3	0	1	0	1	0	6
10767		4	max	.142	2	.306	7	.154	4	0	11	0	4	0	4
10768			min	-.162	1	.03	4	-.154	3	0	1	0	1	0	6
10769		5	max	.036	4	-.007	1	.034	1	0	11	0	4	0	4
10770			min	-.031	3	-.067	6	-.034	2	0	1	0	1	0	6
10771		6	max	.233	4	-.043	1	.222	1	0	11	0	4	0	4
10772			min	-.204	3	-.441	6	-.222	2	0	1	0	1	0	6
10773		7	max	.431	4	-.079	1	.41	1	0	11	0	4	0	4
10774			min	-.377	3	-.814	6	-.41	2	0	1	0	1	0	6
10775		8	max	.628	4	-.116	1	.598	1	0	11	0	3	0	7
10776			min	-.55	3	-1.188	6	-.598	2	0	1	0	2	0	1
10777		9	max	.921	2	1.986	7	1.001	4	0	11	0	3	0	7
10778			min	-1.051	1	.194	4	-1.001	3	0	1	0	2	0	1
10779		10	max	.748	2	1.613	7	.813	4	0	11	0	3	0	7
10780			min	-.853	1	.157	4	-.813	3	0	1	0	2	0	1

Envelope Member Section Forces (Continued)

	Member	Sec		Axial[lb]	LC	y Shear[lb]	LC	z Shear[lb]	LC	Torque[k-...	LC	y-y Mome...	LC	z-z Mome...	LC
10781		11	max	.575	2	1.24	7	.624	4	0	11	0	3	0	7
10782			min	-.656	1	.121	4	-.624	3	0	1	0	2	0	1
10783		12	max	.402	2	.866	7	.436	4	0	11	0	4	0	4
10784			min	-.458	1	.085	4	-.436	3	0	1	0	1	0	6
10785		13	max	.229	2	.493	7	.248	4	0	11	0	4	0	4
10786			min	-.261	1	.048	4	-.248	3	0	1	0	1	0	6
10787		14	max	.056	2	.119	7	.06	4	0	11	0	4	0	4
10788			min	-.063	1	.012	4	-.06	3	0	1	0	1	0	6
10789		15	max	.134	4	-.025	1	.128	1	0	11	0	4	0	4
10790			min	-.117	3	-.254	6	-.128	2	0	1	0	1	0	6
10791		16	max	.332	4	-.061	1	.316	1	0	11	0	4	0	4
10792			min	-.29	3	-.627	6	-.316	2	0	1	0	1	0	6
10793		17	max	.529	4	-.098	1	.504	1	0	11	0	4	0	4
10794			min	-.463	3	-1.001	6	-.504	2	0	1	0	1	0	6
10795		18	max	.727	4	-.134	1	.692	1	0	11	0	3	0	7
10796			min	-.636	3	-1.374	6	-.692	2	0	1	0	2	0	1
10797		19	max	.924	4	-.171	1	.88	1	0	11	0	3	0	7
10798			min	-.809	3	-1.748	6	-.88	2	0	1	0	2	0	1
10799		20	max	1.122	4	-.207	1	1.069	1	0	11	0	3	0	7
10800			min	-.982	3	-2.121	6	-1.069	2	0	1	0	2	0	1
10801	M283	1	max	2162.45	6	-14.338	1	2.712	2	0	2	0	1	-.003	1
10802			min	139.345	1	-245.454	6	-2.63	1	0	1	0	2	-.034	6
10803		2	max	2162.408	6	-14.378	1	2.495	2	0	2	0	1	-.002	1
10804			min	139.573	1	-245.885	6	-2.413	1	0	1	0	2	-.021	6
10805		3	max	2162.367	6	-14.418	1	2.278	2	0	2	0	3	-.001	1
10806			min	139.802	1	-246.316	6	-2.29	10	0	1	0	10	-.008	6
10807		4	max	2162.326	6	-14.458	1	2.061	2	0	2	0	2	.005	6
10808			min	140.03	1	-246.747	6	-2.269	10	0	1	0	10	0	1
10809		5	max	2162.284	6	-14.498	1	1.844	2	0	2	0	2	.018	6
10810			min	140.258	1	-247.178	6	-2.247	10	0	1	0	10	0	1
10811		6	max	2162.243	6	-14.538	1	1.627	2	0	2	0	2	.031	6
10812			min	140.486	1	-247.608	6	-2.225	10	0	1	0	10	.001	1
10813		7	max	1967.981	6	-1.684	1	1.329	4	0	2	0	1	0	1
10814			min	152.998	1	-151.316	6	-1.5	10	0	10	0	2	-.015	6
10815		8	max	1967.94	6	-1.724	1	1.112	4	0	2	0	1	0	1
10816			min	153.227	1	-151.747	6	-1.479	10	0	10	0	2	-.007	6
10817		9	max	1967.899	6	-1.764	1	.895	4	0	2	0	4	.001	2
10818			min	153.455	1	-152.177	6	-1.457	10	0	10	0	10	0	1
10819		10	max	1967.857	6	-1.804	1	.677	4	0	2	0	4	.009	6
10820			min	153.683	1	-152.608	6	-1.435	10	0	10	0	10	0	1
10821		11	max	1967.816	6	-1.844	1	.46	4	0	2	0	4	.017	6
10822			min	153.912	1	-153.039	6	-1.414	10	0	10	0	10	0	1
10823		12	max	1967.775	6	-1.884	1	.243	4	0	2	0	4	.026	6
10824			min	154.14	1	-153.47	6	-1.392	10	0	10	0	10	0	1
10825		13	max	2147.453	6	-10.199	1	1.411	4	0	6	0	10	-.002	1
10826			min	157.194	1	-88.678	6	-1.323	3	0	10	0	4	-.012	6
10827		14	max	2147.412	6	-10.239	1	1.194	4	0	6	0	4	-.002	4
10828			min	157.422	1	-89.109	6	-1.106	3	0	10	0	3	-.007	7
10829		15	max	2147.371	6	-10.279	1	.977	4	0	6	0	4	0	2
10830			min	157.65	1	-89.54	6	-.889	3	0	10	0	3	-.002	5
10831		16	max	2147.329	6	-10.319	1	.78	1	0	6	0	4	.003	6
10832			min	157.879	1	-89.97	6	-.737	10	0	10	0	3	0	1

Envelope Member Section Forces (Continued)

	Member	Sec		Axial[lb]	LC	y Shear[lb]	LC	z Shear[lb]	LC	Torque[k-...	LC	y-y Mome...	LC	z-z Mome...	LC
10833		17	max	2147.288	6	-10.359	1	.997	1	0	6	0	4	.007	6
10834			min	158.107	1	-90.401	6	-.903	2	0	10	0	3	0	1
10835		18	max	2147.247	6	-10.399	1	1.214	1	0	6	0	4	.012	6
10836			min	158.335	1	-90.832	6	-1.12	2	0	10	0	3	0	1
10837		19	max	2147.205	6	-10.439	1	1.432	1	0	6	0	1	.017	6
10838			min	158.564	1	-91.263	6	-1.337	2	0	10	0	2	0	1
10839		20	max	2147.164	6	-10.479	1	1.649	1	0	6	0	1	.022	6
10840			min	158.792	1	-91.694	6	-1.554	2	0	10	0	2	.001	1
10841	M284	1	max	2216.724	6	13.869	2	1.237	4	0	1	0	2	.007	2
10842			min	306.911	1	-49.733	5	-1.201	3	0	2	0	1	-.012	1
10843		2	max	2216.681	6	13.744	2	1.011	4	0	1	0	4	.006	2
10844			min	307.149	1	-50.136	5	-.975	3	0	2	0	3	-.01	1
10845		3	max	2216.638	6	13.62	2	1.211	1	0	1	0	4	.006	2
10846			min	307.386	1	-50.538	5	-1.161	2	0	2	0	3	-.007	1
10847		4	max	2216.595	6	13.496	2	1.437	1	0	1	0	4	.005	2
10848			min	307.623	1	-50.94	5	-1.387	2	0	2	0	3	-.005	1
10849		5	max	2216.552	6	13.372	2	1.663	1	0	1	0	4	.004	2
10850			min	307.86	1	-51.343	5	-1.612	2	0	2	0	3	-.002	1
10851		6	max	2216.509	6	13.248	2	1.889	1	0	1	0	4	.006	6
10852			min	308.098	1	-51.745	5	-1.838	2	0	2	0	3	0	1
10853		7	max	2216.466	6	13.124	2	2.114	1	0	1	0	1	.008	5
10854			min	308.335	1	-52.148	5	-2.064	2	0	2	0	2	.003	2
10855		8	max	2216.423	6	13	2	2.34	1	0	1	0	1	.01	5
10856			min	308.572	1	-52.55	5	-2.29	2	0	2	0	2	.002	2
10857		9	max	2216.38	6	12.876	2	2.566	1	0	1	0	1	.013	5
10858			min	308.81	1	-52.953	5	-2.515	2	0	2	0	2	.001	2
10859		10	max	2408.072	6	3.562	2	1.006	4	0	1	0	4	.004	2
10860			min	341.823	1	-37.533	5	-.999	3	0	2	0	3	-.008	1
10861		11	max	2408.029	6	3.438	2	.78	4	0	1	0	4	.003	2
10862			min	342.06	1	-37.936	5	-.773	3	0	2	0	3	-.007	1
10863		12	max	2407.986	6	3.314	2	.996	1	0	1	0	4	.003	2
10864			min	342.298	1	-38.338	5	-.976	2	0	2	0	3	-.005	1
10865		13	max	2407.943	6	3.19	2	1.222	1	0	1	0	4	.003	2
10866			min	342.535	1	-38.74	5	-1.202	2	0	2	0	3	-.003	1
10867		14	max	2407.9	6	3.066	2	1.447	1	0	1	0	4	.003	2
10868			min	342.772	1	-39.143	5	-1.427	2	0	2	0	3	-.002	1
10869		15	max	2407.857	6	2.942	2	1.673	1	0	1	0	4	.004	6
10870			min	343.01	1	-39.545	5	-1.653	2	0	2	0	3	0	1
10871		16	max	2407.814	6	2.818	2	1.899	1	0	1	0	1	.005	7
10872			min	343.247	1	-39.948	5	-1.879	2	0	2	0	2	.001	1
10873		17	max	2407.771	6	2.694	2	2.125	1	0	1	0	1	.007	5
10874			min	343.484	1	-40.35	5	-2.104	2	0	2	0	2	.002	2
10875		18	max	2407.728	6	2.57	2	2.35	1	0	1	0	1	.009	5
10876			min	343.721	1	-40.753	5	-2.33	2	0	2	0	2	.002	2
10877		19	max	2407.685	6	2.446	2	2.576	1	0	1	0	1	.012	5
10878			min	343.959	1	-41.155	5	-2.556	2	0	2	0	2	.002	2
10879		20	max	2407.642	6	2.322	2	2.802	1	0	1	0	1	.014	5
10880			min	344.196	1	-41.558	5	-2.782	2	0	2	0	2	.002	2
10881	M285	1	max	2548.491	6	2.248	2	1.223	4	0	1	0	1	.003	2
10882			min	397.672	1	-24.712	5	-1.226	3	0	2	0	2	-.007	1
10883		2	max	2548.464	6	2.169	2	1.079	4	0	1	0	1	.003	2
10884			min	397.823	1	-24.969	5	-1.082	3	0	2	0	2	-.006	1

Envelope Member Section Forces (Continued)

	Member	Sec		Axial[lb]	LC	y Shear[lb]	LC	z Shear[lb]	LC	Torque[k-...	LC	y-y Mome...	LC	z-z Mome...	LC
10885		3	max	2548.436	6	2.09	2	.935	4	0	1	0	4	.003	2
10886			min	397.974	1	-25.226	5	-.938	3	0	2	0	3	-.005	1
10887		4	max	2548.409	6	2.011	2	.791	4	0	1	0	4	.003	2
10888			min	398.125	1	-25.482	5	-.794	3	0	2	0	3	-.005	1
10889		5	max	2548.382	6	1.932	2	.647	4	0	1	0	4	.002	2
10890			min	398.277	1	-25.739	5	-.65	3	0	2	0	3	-.004	1
10891		6	max	2548.354	6	1.853	2	.519	1	0	1	0	4	.002	2
10892			min	398.428	1	-25.996	5	-.515	2	0	2	0	3	-.003	1
10893		7	max	2548.327	6	1.774	2	.663	1	0	1	0	4	.002	2
10894			min	398.579	1	-26.252	5	-.659	2	0	2	0	3	-.003	1
10895		8	max	2548.299	6	1.695	2	.807	1	0	1	0	4	.002	2
10896			min	398.731	1	-26.509	5	-.803	2	0	2	0	3	-.002	1
10897		9	max	2548.272	6	1.616	2	.951	1	0	1	0	4	.002	2
10898			min	398.882	1	-26.766	5	-.947	2	0	2	0	3	-.001	1
10899		10	max	2548.244	6	1.537	2	1.095	1	0	1	0	1	.002	6
10900			min	399.033	1	-27.022	5	-1.09	2	0	2	0	2	0	1
10901		11	max	2548.217	6	1.458	2	1.239	1	0	1	0	1	.003	6
10902			min	399.185	1	-27.279	5	-1.234	2	0	2	0	2	0	1
10903		12	max	2548.19	6	1.378	2	1.383	1	0	1	0	1	.004	6
10904			min	399.336	1	-27.536	5	-1.378	2	0	2	0	2	0	1
10905		13	max	2548.162	6	1.299	2	1.527	1	0	1	0	1	.005	7
10906			min	399.487	1	-27.792	5	-1.522	2	0	2	0	2	.001	4
10907		14	max	2548.135	6	1.22	2	1.671	1	0	1	0	1	.005	5
10908			min	399.639	1	-28.049	5	-1.666	2	0	2	0	2	.002	4
10909		15	max	2548.107	6	1.141	2	1.815	1	0	1	0	1	.006	5
10910			min	399.79	1	-28.306	5	-1.81	2	0	2	0	2	.002	2
10911		16	max	2548.08	6	1.062	2	1.959	1	0	1	0	1	.007	5
10912			min	399.941	1	-28.562	5	-1.954	2	0	2	0	2	.002	2
10913		17	max	2548.052	6	.983	2	2.103	1	0	1	0	1	.008	5
10914			min	400.092	1	-28.819	5	-2.098	2	0	2	0	2	.002	2
10915		18	max	2548.025	6	.904	2	2.246	1	0	1	0	1	.009	5
10916			min	400.244	1	-29.075	5	-2.242	2	0	2	0	2	.002	2
10917		19	max	2547.998	6	.825	2	2.39	1	0	1	.001	1	.01	5
10918			min	400.395	1	-29.332	5	-2.386	2	0	2	-.001	2	.002	2
10919		20	max	2547.97	6	.746	2	2.534	1	0	1	.001	1	.012	5
10920			min	400.546	1	-29.589	5	-2.53	2	0	2	-.001	2	.002	2
10921	M286A	1	max	2687.052	6	2.926	2	1.373	4	0	3	0	1	.003	2
10922			min	448.458	1	-14.65	5	-1.375	3	0	4	0	2	-.005	1
10923		2	max	2687.023	6	2.839	2	1.215	4	0	3	0	1	.003	2
10924			min	448.624	1	-14.931	5	-1.217	3	0	4	0	2	-.004	1
10925		3	max	2686.993	6	2.752	2	1.057	4	0	3	0	1	.003	2
10926			min	448.79	1	-15.212	5	-1.059	3	0	4	0	2	-.004	1
10927		4	max	2686.964	6	2.665	2	.899	4	0	3	0	1	.002	2
10928			min	448.956	1	-15.493	5	-.901	3	0	4	0	2	-.003	1
10929		5	max	2686.935	6	2.577	2	.741	4	0	3	0	1	.002	2
10930			min	449.122	1	-15.774	5	-.743	3	0	4	0	2	-.003	1
10931		6	max	2686.906	6	2.49	2	.583	4	0	3	0	1	.002	2
10932			min	449.288	1	-16.055	5	-.586	3	0	4	0	2	-.002	1
10933		7	max	2686.877	6	2.403	2	.46	1	0	3	0	1	.002	2
10934			min	449.454	1	-16.336	5	-.451	2	0	4	0	2	-.002	1
10935		8	max	2686.847	6	2.316	2	.618	1	0	3	0	1	.002	2
10936			min	449.62	1	-16.617	5	-.609	2	0	4	0	2	-.001	1

Envelope Member Section Forces (Continued)

	Member	Sec		Axial[lb]	LC	y Shear[lb]	LC	z Shear[lb]	LC	Torque[k-...	LC	y-y Mome...	LC	z-z Mome...	LC
10937		9	max	2686.818	6	2.229	2	.776	1	0	3	0	1	.002	2
10938			min	449.787	1	-16.898	5	-.767	2	0	4	0	2	0	1
10939		10	max	2686.789	6	2.141	2	.934	1	0	3	0	1	.002	6
10940			min	449.953	1	-17.179	5	-.925	2	0	4	0	2	0	1
10941		11	max	2686.76	6	2.054	2	1.092	1	0	3	0	1	.003	6
10942			min	450.119	1	-17.46	5	-1.083	2	0	4	0	2	0	1
10943		12	max	2686.731	6	1.967	2	1.25	1	0	3	0	1	.003	6
10944			min	450.285	1	-17.741	5	-1.241	2	0	4	0	2	0	1
10945		13	max	2686.701	6	1.88	2	1.408	1	0	3	0	1	.004	7
10946			min	450.451	1	-18.022	5	-1.399	2	0	4	0	2	.001	4
10947		14	max	2686.672	6	1.793	2	1.566	1	0	3	0	1	.004	5
10948			min	450.617	1	-18.303	5	-1.556	2	0	4	0	2	.002	2
10949		15	max	2686.643	6	1.706	2	1.724	1	0	3	0	1	.005	5
10950			min	450.783	1	-18.584	5	-1.714	2	0	4	0	2	.002	2
10951		16	max	2686.614	6	1.618	2	1.881	1	0	3	.001	1	.006	5
10952			min	450.949	1	-18.865	5	-1.872	2	0	4	-.001	2	.001	2
10953		17	max	2686.585	6	1.531	2	2.039	1	0	3	.001	1	.007	5
10954			min	451.115	1	-19.146	5	-2.03	2	0	4	-.001	2	.001	2
10955		18	max	2686.555	6	1.444	2	2.197	1	0	3	.001	1	.007	5
10956			min	451.281	1	-19.427	5	-2.188	2	0	4	-.001	2	.001	2
10957		19	max	2686.526	6	1.357	2	2.355	1	0	3	.001	1	.008	5
10958			min	451.448	1	-19.708	5	-2.346	2	0	4	-.001	2	.001	2
10959		20	max	2686.497	6	1.27	2	2.513	1	0	3	.001	1	.009	5
10960			min	451.614	1	-19.989	5	-2.504	2	0	4	-.001	2	.001	2
10961	M287	1	max	123.214	1	-10.39	1	4.241	2	0	4	0	1	-.002	1
10962			min	-836.23	6	-153.127	6	-4.214	1	0	3	0	2	-.023	6
10963		2	max	123.424	1	-10.47	1	4.031	2	0	4	0	1	-.002	1
10964			min	-836.345	6	-153.536	6	-4.004	1	0	3	0	2	-.015	6
10965		3	max	123.634	1	-10.549	1	3.821	2	0	4	0	1	-.001	1
10966			min	-836.461	6	-153.945	6	-3.794	1	0	3	0	2	-.007	6
10967		4	max	123.844	1	-10.629	1	3.611	2	0	4	0	3	.001	2
10968			min	-836.576	6	-154.354	6	-3.584	1	0	3	0	4	0	1
10969		5	max	124.054	1	-10.709	1	3.401	2	0	4	0	3	.009	6
10970			min	-836.691	6	-154.763	6	-3.374	1	0	3	0	4	0	1
10971		6	max	124.264	1	-10.788	1	3.191	2	0	4	0	3	.017	6
10972			min	-836.807	6	-155.172	6	-3.164	1	0	3	0	4	0	1
10973		7	max	176.767	1	-10.374	1	3.305	2	0	4	0	1	-.001	1
10974			min	-492.334	6	-110.294	6	-3.304	1	0	3	0	2	-.01	6
10975		8	max	176.977	1	-10.454	1	3.095	2	0	4	0	1	0	1
10976			min	-492.449	6	-110.703	6	-3.094	1	0	3	0	2	-.004	6
10977		9	max	177.187	1	-10.534	1	2.885	2	0	4	0	1	.001	6
10978			min	-492.565	6	-111.112	6	-2.884	1	0	3	0	2	0	1
10979		10	max	177.397	1	-10.613	1	2.675	2	0	4	0	3	.007	6
10980			min	-492.68	6	-111.521	6	-2.675	1	0	3	0	4	0	1
10981		11	max	177.607	1	-10.693	1	2.465	2	0	4	0	3	.013	6
10982			min	-492.796	6	-111.93	6	-2.465	1	0	3	0	4	0	1
10983		12	max	177.817	1	-10.773	1	2.255	2	0	4	0	2	.019	6
10984			min	-492.911	6	-112.339	6	-2.255	1	0	3	0	1	.001	1
10985		13	max	230.853	1	17.646	1	3.666	2	0	1	0	1	.001	1
10986			min	-505.576	2	-117.343	6	-3.737	1	0	2	0	2	-.015	6
10987		14	max	231.063	1	17.566	1	3.456	2	0	1	0	1	0	1
10988			min	-505.786	2	-117.752	6	-3.527	1	0	2	0	2	-.009	6

Envelope Member Section Forces (Continued)

	Member	Sec		Axial[lb]	LC	y Shear[lb]	LC	z Shear[lb]	LC	Torque[k-...	LC	y-y Mome...	LC	z-z Mome...	LC
10989		15	max	231.273	1	17.486	1	3.246	2	0	1	0	4	0	1
10990			min	-505.996	2	-118.161	6	-3.317	1	0	2	0	3	-.003	6
10991		16	max	231.483	1	17.407	1	3.036	2	0	1	0	2	.003	2
10992			min	-506.206	2	-118.57	6	-3.107	1	0	2	0	1	-.001	1
10993		17	max	231.693	1	17.327	1	2.826	2	0	1	0	2	.01	6
10994			min	-506.416	2	-118.979	6	-2.897	1	0	2	0	1	-.002	1
10995		18	max	231.903	1	17.247	1	2.616	2	0	1	0	2	.016	6
10996			min	-506.626	2	-119.388	6	-2.687	1	0	2	0	1	-.003	1
10997		19	max	232.113	1	17.168	1	2.406	2	0	1	0	2	.022	6
10998			min	-506.836	2	-119.797	6	-2.477	1	0	2	0	1	-.004	1
10999		20	max	232.323	1	17.088	1	2.196	2	0	1	0	2	.028	6
11000			min	-507.046	2	-120.206	6	-2.267	1	0	2	0	1	-.005	1
11001	M288	1	max	704.625	1	9.099	2	1.684	4	0	3	0	2	.006	2
11002			min	-1063.141	2	-43.582	5	-1.785	3	0	10	0	1	-.01	1
11003		2	max	704.843	1	9.016	2	1.466	4	0	3	0	2	.005	2
11004			min	-1063.36	2	-44.007	5	-1.567	3	0	10	0	1	-.008	1
11005		3	max	705.062	1	8.934	2	1.258	10	0	3	0	2	.005	2
11006			min	-1063.578	2	-44.432	5	-1.349	3	0	10	0	1	-.006	1
11007		4	max	705.28	1	8.851	2	1.279	10	0	3	0	4	.004	2
11008			min	-1063.796	2	-44.857	5	-1.316	2	0	10	0	3	-.004	1
11009		5	max	705.498	1	8.768	2	1.451	1	0	3	0	4	.004	2
11010			min	-1064.015	2	-45.283	5	-1.534	2	0	10	0	3	-.002	1
11011		6	max	705.716	1	8.685	2	1.669	1	0	3	0	4	.005	6
11012			min	-1064.233	2	-45.708	5	-1.752	2	0	10	0	3	0	1
11013		7	max	705.935	1	8.602	2	1.887	1	0	3	0	4	.007	7
11014			min	-1064.451	2	-46.133	5	-1.97	2	0	10	0	3	.002	4
11015		8	max	706.153	1	8.519	2	2.105	1	0	3	0	4	.009	5
11016			min	-1064.669	2	-46.558	5	-2.189	2	0	10	0	3	.002	2
11017		9	max	706.371	1	8.437	2	2.324	1	0	3	0	4	.011	5
11018			min	-1064.888	2	-46.983	5	-2.407	2	0	10	0	3	.002	2
11019		10	max	721.488	1	2.369	2	1.416	4	0	1	0	4	.003	2
11020			min	-1170.428	2	-26.644	5	-1.472	3	0	2	0	3	-.006	1
11021		11	max	721.706	1	2.287	2	1.198	4	0	1	0	4	.003	2
11022			min	-1170.646	2	-27.069	5	-1.254	3	0	2	0	3	-.005	1
11023		12	max	721.924	1	2.204	2	.98	4	0	1	0	4	.003	2
11024			min	-1170.865	2	-27.495	5	-1.036	3	0	2	0	3	-.004	1
11025		13	max	722.143	1	2.121	2	.761	4	0	1	0	4	.003	2
11026			min	-1171.083	2	-27.92	5	-.817	3	0	2	0	3	-.003	1
11027		14	max	722.361	1	2.038	2	.806	1	0	1	0	4	.003	2
11028			min	-1171.301	2	-28.345	5	-.837	2	0	2	0	3	-.001	1
11029		15	max	722.579	1	1.955	2	1.024	1	0	1	0	4	.003	6
11030			min	-1171.52	2	-28.77	5	-1.056	2	0	2	0	3	0	1
11031		16	max	722.797	1	1.872	2	1.242	1	0	1	0	4	.005	6
11032			min	-1171.738	2	-29.195	5	-1.274	2	0	2	0	3	0	1
11033		17	max	723.016	1	1.79	2	1.461	1	0	1	0	4	.006	7
11034			min	-1171.956	2	-29.62	5	-1.492	2	0	2	0	3	.002	4
11035		18	max	723.234	1	1.707	2	1.679	1	0	1	0	4	.007	5
11036			min	-1172.174	2	-30.045	5	-1.71	2	0	2	0	3	.002	2
11037		19	max	723.452	1	1.624	2	1.897	1	0	1	0	4	.009	5
11038			min	-1172.393	2	-30.47	5	-1.929	2	0	2	0	3	.002	2
11039		20	max	723.671	1	1.541	2	2.116	1	0	1	0	1	.011	5
11040			min	-1172.611	2	-30.896	5	-2.147	2	0	2	0	2	.002	2

Envelope Member Section Forces (Continued)

	Member	Sec		Axial[lb]	LC	y Shear[lb]	LC	z Shear[lb]	LC	Torque[k-...	LC	y-y Mome...	LC	z-z Mome...	LC
11041	M289A	1	max	3118.988	5	2357.597	5	-582.633	4	.068	3	.003	2	-.004	4
11042			min	98.471	2	510.404	2	-2311.646	7	-.075	4	-.161	5	-.164	7
11043		2	max	3118.988	5	2357.597	5	-582.633	4	.068	3	0	2	-.006	4
11044			min	98.471	2	510.404	2	-2311.646	7	-.075	4	-.169	5	-.172	7
11045		3	max	3118.988	5	2357.597	5	-582.633	4	.068	3	-.002	2	-.009	4
11046			min	98.471	2	510.404	2	-2311.646	7	-.075	4	-.176	5	-.179	7
11047		4	max	3118.988	5	2357.597	5	-582.633	4	.068	3	-.004	2	-.011	4
11048			min	98.471	2	510.404	2	-2311.646	7	-.075	4	-.184	5	-.187	7
11049		5	max	3118.988	5	2357.597	5	-582.633	4	.068	3	-.006	2	-.014	4
11050			min	98.471	2	510.404	2	-2311.646	7	-.075	4	-.191	5	-.195	5
11051		6	max	3118.988	5	2357.597	5	-582.633	4	.068	3	-.008	2	-.016	4
11052			min	98.471	2	510.404	2	-2311.646	7	-.075	4	-.199	5	-.202	5
11053		7	max	3118.988	5	2357.597	5	-582.633	4	.068	3	-.011	2	-.019	4
11054			min	98.471	2	510.404	2	-2311.646	7	-.075	4	-.206	5	-.21	5
11055		8	max	3118.988	5	2357.597	5	-582.633	4	.068	3	-.013	2	-.021	4
11056			min	98.471	2	510.404	2	-2311.646	7	-.075	4	-.214	5	-.218	5
11057		9	max	3118.988	5	2357.597	5	-582.633	4	.068	3	-.015	2	-.024	4
11058			min	98.471	2	510.404	2	-2311.646	7	-.075	4	-.221	5	-.226	5
11059		10	max	3118.988	5	2357.597	5	-582.633	4	.068	3	-.017	2	-.026	4
11060			min	98.471	2	510.404	2	-2311.646	7	-.075	4	-.229	5	-.233	5
11061		11	max	3118.988	5	2357.597	5	-582.633	4	.068	3	-.02	2	-.029	4
11062			min	98.471	2	510.404	2	-2311.646	7	-.075	4	-.236	5	-.241	5
11063		12	max	3118.988	5	2357.597	5	-582.633	4	.068	3	-.022	2	-.031	4
11064			min	98.471	2	510.404	2	-2311.646	7	-.075	4	-.244	5	-.249	5
11065		13	max	3118.988	5	2357.597	5	-582.633	4	.068	3	-.024	2	-.034	4
11066			min	98.471	2	510.404	2	-2311.646	7	-.075	4	-.251	5	-.257	5
11067		14	max	3118.988	5	2357.597	5	-582.633	4	.068	3	-.026	2	-.036	4
11068			min	98.471	2	510.404	2	-2311.646	7	-.075	4	-.259	5	-.264	5
11069		15	max	3118.988	5	2357.597	5	-582.633	4	.068	3	-.028	2	-.039	4
11070			min	98.471	2	510.404	2	-2311.646	7	-.075	4	-.266	5	-.272	5
11071		16	max	3118.988	5	2357.597	5	-582.633	4	.068	3	-.031	2	-.041	2
11072			min	98.471	2	510.404	2	-2311.646	7	-.075	4	-.274	5	-.28	5
11073		17	max	3118.988	5	2357.597	5	-582.633	4	.068	3	-.033	2	-.043	2
11074			min	98.471	2	510.404	2	-2311.646	7	-.075	4	-.281	7	-.288	5
11075		18	max	3118.988	5	2357.597	5	-582.633	4	.068	3	-.035	2	-.044	2
11076			min	98.471	2	510.404	2	-2311.646	7	-.075	4	-.289	7	-.295	5
11077		19	max	3118.988	5	2357.597	5	-582.633	4	.068	3	-.037	2	-.046	2
11078			min	98.471	2	510.404	2	-2311.646	7	-.075	4	-.296	7	-.303	5
11079		20	max	3118.988	5	2357.597	5	-582.633	4	.068	3	-.039	2	-.048	2
11080			min	98.471	2	510.404	2	-2311.646	7	-.075	4	-.304	7	-.311	5
11081	M290A	1	max	76.818	2	3851.326	5	131.699	1	.085	4	.012	2	-.113	2
11082			min	-2375.761	5	844.119	2	-119.752	2	-.077	3	-.01	4	-.404	5
11083		2	max	76.818	2	3851.326	5	131.699	1	.085	4	.012	2	-.115	2
11084			min	-2375.761	5	844.119	2	-119.752	2	-.077	3	-.01	4	-.415	5
11085		3	max	76.818	2	3851.326	5	131.699	1	.085	4	.012	2	-.118	2
11086			min	-2375.761	5	844.119	2	-119.752	2	-.077	3	-.009	4	-.426	5
11087		4	max	76.818	2	3851.326	5	131.699	1	.085	4	.011	2	-.12	2
11088			min	-2375.761	5	844.119	2	-119.752	2	-.077	3	-.009	4	-.438	5
11089		5	max	76.818	2	3851.326	5	131.699	1	.085	4	.011	2	-.123	2
11090			min	-2375.761	5	844.119	2	-119.752	2	-.077	3	-.009	4	-.449	5
11091		6	max	76.818	2	3851.326	5	131.699	1	.085	4	.011	2	-.125	2
11092			min	-2375.761	5	844.119	2	-119.752	2	-.077	3	-.008	4	-.46	5

Envelope Member Section Forces (Continued)

	Member	Sec		Axial[lb]	LC	y Shear[lb]	LC	z Shear[lb]	LC	Torque[k-...	LC	y-y Mome...	LC	z-z Mome...	LC
11093		7	max	76.818	2	3851.326	5	131.699	1	.085	4	.01	2	-.128	2
11094			min	-2375.761	5	844.119	2	-119.752	2	-.077	3	-.008	4	-.471	5
11095		8	max	76.818	2	3851.326	5	131.699	1	.085	4	.01	2	-.13	2
11096			min	-2375.761	5	844.119	2	-119.752	2	-.077	3	-.007	4	-.482	5
11097		9	max	76.818	2	3851.326	5	131.699	1	.085	4	.01	2	-.133	2
11098			min	-2375.761	5	844.119	2	-119.752	2	-.077	3	-.007	4	-.493	5
11099		10	max	76.818	2	3851.326	5	131.699	1	.085	4	.009	2	-.135	2
11100			min	-2375.761	5	844.119	2	-119.752	2	-.077	3	-.007	4	-.505	5
11101		11	max	76.818	2	3851.326	5	131.699	1	.085	4	.009	2	-.137	2
11102			min	-2375.761	5	844.119	2	-119.752	2	-.077	3	-.006	4	-.516	5
11103		12	max	76.818	2	3851.326	5	131.699	1	.085	4	.009	2	-.14	2
11104			min	-2375.761	5	844.119	2	-119.752	2	-.077	3	-.006	4	-.527	5
11105		13	max	76.818	2	3851.326	5	131.699	1	.085	4	.008	2	-.142	2
11106			min	-2375.761	5	844.119	2	-119.752	2	-.077	3	-.006	4	-.538	5
11107		14	max	76.818	2	3851.326	5	131.699	1	.085	4	.008	2	-.145	2
11108			min	-2375.761	5	844.119	2	-119.752	2	-.077	3	-.005	4	-.549	5
11109		15	max	76.818	2	3851.326	5	131.699	1	.085	4	.008	2	-.147	2
11110			min	-2375.761	5	844.119	2	-119.752	2	-.077	3	-.005	4	-.56	5
11111		16	max	76.818	2	3851.326	5	131.699	1	.085	4	.007	2	-.15	2
11112			min	-2375.761	5	844.119	2	-119.752	2	-.077	3	-.004	4	-.572	5
11113		17	max	76.818	2	3851.326	5	131.699	1	.085	4	.007	2	-.152	2
11114			min	-2375.761	5	844.119	2	-119.752	2	-.077	3	-.004	4	-.583	5
11115		18	max	76.818	2	3851.326	5	131.699	1	.085	4	.007	2	-.155	2
11116			min	-2375.761	5	844.119	2	-119.752	2	-.077	3	-.004	4	-.594	5
11117		19	max	76.818	2	3851.326	5	131.699	1	.085	4	.006	2	-.157	2
11118			min	-2375.761	5	844.119	2	-119.752	2	-.077	3	-.003	4	-.605	5
11119		20	max	76.818	2	3851.326	5	131.699	1	.085	4	.006	2	-.159	2
11120			min	-2375.761	5	844.119	2	-119.752	2	-.077	3	-.003	4	-.616	5
11121	M291A	1	max	216.156	7	-244.245	4	-228.528	2	.016	3	.063	5	-.007	4
11122			min	54.883	4	-1501.587	7	-1544.029	5	-.018	4	.004	2	-.062	7
11123		2	max	216.156	7	-244.245	4	-228.528	2	.016	3	.058	5	-.006	4
11124			min	54.883	4	-1501.587	7	-1544.029	5	-.018	4	.003	2	-.057	7
11125		3	max	216.156	7	-244.245	4	-228.528	2	.016	3	.052	5	-.005	4
11126			min	54.883	4	-1501.587	7	-1544.029	5	-.018	4	.002	2	-.052	7
11127		4	max	216.156	7	-244.245	4	-228.528	2	.016	3	.048	8	-.004	4
11128			min	54.883	4	-1501.587	7	-1544.029	5	-.018	4	.002	2	-.047	7
11129		5	max	216.156	7	-244.245	4	-228.528	2	.016	3	.043	8	-.003	1
11130			min	54.883	4	-1501.587	7	-1544.029	5	-.018	4	0	3	-.043	6
11131		6	max	216.156	7	-244.245	4	-228.528	2	.016	3	.038	8	-.001	1
11132			min	54.883	4	-1501.587	7	-1544.029	5	-.018	4	-.001	3	-.038	6
11133		7	max	216.156	7	-244.245	4	-228.528	2	.016	3	.033	8	0	1
11134			min	54.883	4	-1501.587	7	-1544.029	5	-.018	4	-.003	3	-.033	6
11135		8	max	216.156	7	-244.245	4	-228.528	2	.016	3	.028	8	.003	1
11136			min	54.883	4	-1501.587	7	-1544.029	5	-.018	4	-.004	3	-.029	6
11137		9	max	216.156	7	-244.245	4	-228.528	2	.016	3	.023	8	.004	1
11138			min	54.883	4	-1501.587	7	-1544.029	5	-.018	4	-.006	3	-.024	6
11139		10	max	216.156	7	-244.245	4	-228.528	2	.016	3	.02	4	.006	1
11140			min	54.883	4	-1501.587	7	-1544.029	5	-.018	4	-.007	3	-.019	6
11141		11	max	216.156	7	-244.245	4	-228.528	2	.016	3	.018	4	.008	1
11142			min	54.883	4	-1501.587	7	-1544.029	5	-.018	4	-.009	3	-.017	2
11143		12	max	216.156	7	-244.245	4	-228.528	2	.016	3	.016	4	.01	1
11144			min	54.883	4	-1501.587	7	-1544.029	5	-.018	4	-.011	3	-.015	2

Envelope Member Section Forces (Continued)

	Member	Sec		Axial[lb]	LC	y Shear[lb]	LC	z Shear[lb]	LC	Torque[k-...	LC	y-y Mome...	LC	z-z Mome...	LC
11145		13	max	216.156	7	-244.245	4	-228.528	2	.016	3	.014	4	.011	1
11146			min	54.883	4	-1501.587	7	-1544.029	5	-.018	4	-.012	3	-.014	2
11147		14	max	216.156	7	-244.245	4	-228.528	2	.016	3	.012	4	.013	1
11148			min	54.883	4	-1501.587	7	-1544.029	5	-.018	4	-.014	3	-.012	2
11149		15	max	216.156	7	-244.245	4	-228.528	2	.016	3	.01	4	.015	1
11150			min	54.883	4	-1501.587	7	-1544.029	5	-.018	4	-.015	3	-.01	2
11151		16	max	216.156	7	-244.245	4	-228.528	2	.016	3	.008	4	.017	1
11152			min	54.883	4	-1501.587	7	-1544.029	5	-.018	4	-.017	3	-.008	2
11153		17	max	216.156	7	-244.245	4	-228.528	2	.016	3	.006	4	.019	5
11154			min	54.883	4	-1501.587	7	-1544.029	5	-.018	4	-.021	7	-.007	2
11155		18	max	216.156	7	-244.245	4	-228.528	2	.016	3	.003	4	.023	5
11156			min	54.883	4	-1501.587	7	-1544.029	5	-.018	4	-.025	7	-.005	2
11157		19	max	216.156	7	-244.245	4	-228.528	2	.016	3	.001	4	.028	5
11158			min	54.883	4	-1501.587	7	-1544.029	5	-.018	4	-.03	7	-.003	2
11159		20	max	216.156	7	-244.245	4	-228.528	2	.016	3	0	4	.032	5
11160			min	54.883	4	-1501.587	7	-1544.029	5	-.018	4	-.035	7	-.001	2
11161	M292A	1	max	-2.67	9	10.145	3	10.141	2	0	3	0	1	0	3
11162			min	-7.187	5	-10.146	4	-10.145	1	0	1	0	2	0	4
11163		2	max	-2.67	9	10.145	3	10.141	2	0	3	0	1	0	3
11164			min	-7.187	5	-10.146	4	-10.145	1	0	1	0	2	0	4
11165		3	max	-2.67	9	10.145	3	10.141	2	0	3	0	1	0	3
11166			min	-7.187	5	-10.146	4	-10.145	1	0	1	0	2	0	4
11167		4	max	-2.67	9	10.145	3	10.141	2	0	3	0	1	0	3
11168			min	-7.187	5	-10.146	4	-10.145	1	0	1	0	2	0	4
11169		5	max	-2.67	9	10.145	3	10.141	2	0	3	0	1	0	3
11170			min	-7.187	5	-10.146	4	-10.145	1	0	1	0	2	0	4
11171		6	max	-2.67	9	10.145	3	10.141	2	0	3	0	1	0	3
11172			min	-7.187	5	-10.146	4	-10.145	1	0	1	0	2	0	4
11173		7	max	-2.67	9	10.145	3	10.141	2	0	3	0	1	0	3
11174			min	-7.187	5	-10.146	4	-10.145	1	0	1	0	2	0	4
11175		8	max	-2.67	9	10.145	3	10.141	2	0	3	0	1	0	3
11176			min	-7.187	5	-10.146	4	-10.145	1	0	1	0	2	0	4
11177		9	max	-2.67	9	10.145	3	10.141	2	0	3	0	1	0	3
11178			min	-7.187	5	-10.146	4	-10.145	1	0	1	0	2	0	4
11179		10	max	-2.67	9	10.145	3	10.141	2	0	3	0	1	0	3
11180			min	-7.187	5	-10.146	4	-10.145	1	0	1	0	2	0	4
11181		11	max	-2.67	9	10.145	3	10.141	2	0	3	0	1	0	3
11182			min	-7.187	5	-10.146	4	-10.145	1	0	1	0	2	0	4
11183		12	max	-2.67	9	10.145	3	10.141	2	0	3	0	1	0	3
11184			min	-7.187	5	-10.146	4	-10.145	1	0	1	0	2	0	4
11185		13	max	-2.67	9	10.145	3	10.141	2	0	3	0	1	0	3
11186			min	-7.187	5	-10.146	4	-10.145	1	0	1	0	2	0	4
11187		14	max	-2.67	9	10.145	3	10.141	2	0	3	0	1	0	3
11188			min	-7.187	5	-10.146	4	-10.145	1	0	1	0	2	0	4
11189		15	max	-2.67	9	10.145	3	10.141	2	0	3	0	1	0	3
11190			min	-7.187	5	-10.146	4	-10.145	1	0	1	0	2	0	4
11191		16	max	-2.67	9	10.145	3	10.141	2	0	3	0	1	0	3
11192			min	-7.187	5	-10.146	4	-10.145	1	0	1	0	2	0	4
11193		17	max	-2.67	9	10.145	3	10.141	2	0	3	0	1	0	3
11194			min	-7.187	5	-10.146	4	-10.145	1	0	1	0	2	0	4
11195		18	max	-2.67	9	10.145	3	10.141	2	0	3	0	1	0	3
11196			min	-7.187	5	-10.146	4	-10.145	1	0	1	0	2	0	4

Envelope Member Section Forces (Continued)

	Member	Sec		Axial[lb]	LC	y Shear[lb]	LC	z Shear[lb]	LC	Torque[k-...	LC	y-y Mome...	LC	z-z Mome...	LC
11197		19	max	-2.67	9	10.145	3	10.141	2	0	3	0	5	0	7
11198			min	-7.187	5	-10.146	4	-10.145	1	0	1	0	2	0	4
11199		20	max	-2.67	9	10.145	3	10.141	2	0	3	0	5	0	7
11200			min	-7.187	5	-10.146	4	-10.145	1	0	1	0	2	0	4
11201	M293A	1	max	-14.514	2	742.087	2	749.732	4	.097	1	.105	3	.047	2
11202			min	-251.61	5	-2015.464	5	-2021.963	7	-.095	2	-.048	4	-.104	1
11203		2	max	-14.514	2	742.087	2	749.732	4	.097	1	.099	3	.045	2
11204			min	-251.61	5	-2015.464	5	-2021.963	7	-.095	2	-.046	4	-.098	1
11205		3	max	-14.514	2	742.087	2	749.732	4	.097	1	.092	3	.042	2
11206			min	-251.61	5	-2015.464	5	-2021.963	7	-.095	2	-.043	4	-.092	1
11207		4	max	-14.514	2	742.087	2	749.732	4	.097	1	.086	3	.04	2
11208			min	-251.61	5	-2015.464	5	-2021.963	7	-.095	2	-.041	4	-.085	1
11209		5	max	-14.514	2	742.087	2	749.732	4	.097	1	.079	3	.038	2
11210			min	-251.61	5	-2015.464	5	-2021.963	7	-.095	2	-.038	4	-.079	1
11211		6	max	-14.514	2	742.087	2	749.732	4	.097	1	.073	3	.035	2
11212			min	-251.61	5	-2015.464	5	-2021.963	7	-.095	2	-.036	4	-.072	1
11213		7	max	-14.514	2	742.087	2	749.732	4	.097	1	.067	3	.033	2
11214			min	-251.61	5	-2015.464	5	-2021.963	7	-.095	2	-.034	4	-.066	1
11215		8	max	-14.514	2	742.087	2	749.732	4	.097	1	.06	3	.03	2
11216			min	-251.61	5	-2015.464	5	-2021.963	7	-.095	2	-.031	4	-.06	1
11217		9	max	-14.514	2	742.087	2	749.732	4	.097	1	.054	3	.028	2
11218			min	-251.61	5	-2015.464	5	-2021.963	7	-.095	2	-.029	4	-.053	1
11219		10	max	-14.514	2	742.087	2	749.732	4	.097	1	.047	3	.025	2
11220			min	-251.61	5	-2015.464	5	-2021.963	7	-.095	2	-.026	4	-.047	1
11221		11	max	-14.514	2	742.087	2	749.732	4	.097	1	.041	3	.023	2
11222			min	-251.61	5	-2015.464	5	-2021.963	7	-.095	2	-.024	4	-.04	1
11223		12	max	-14.514	2	742.087	2	749.732	4	.097	1	.034	3	.02	2
11224			min	-251.61	5	-2015.464	5	-2021.963	7	-.095	2	-.021	4	-.034	1
11225		13	max	-14.514	2	742.087	2	749.732	4	.097	1	.028	3	.018	2
11226			min	-251.61	5	-2015.464	5	-2021.963	7	-.095	2	-.019	4	-.028	1
11227		14	max	-14.514	2	742.087	2	749.732	4	.097	1	.022	3	.016	2
11228			min	-251.61	5	-2015.464	5	-2021.963	7	-.095	2	-.016	4	-.021	1
11229		15	max	-14.514	2	742.087	2	749.732	4	.097	1	.015	3	.013	2
11230			min	-251.61	5	-2015.464	5	-2021.963	7	-.095	2	-.014	4	-.015	1
11231		16	max	-14.514	2	742.087	2	749.732	4	.097	1	.009	3	.011	4
11232			min	-251.61	5	-2015.464	5	-2021.963	7	-.095	2	-.011	4	-.009	3
11233		17	max	-14.514	2	742.087	2	749.732	4	.097	1	.003	1	.01	8
11234			min	-251.61	5	-2015.464	5	-2021.963	7	-.095	2	-.01	8	-.003	3
11235		18	max	-14.514	2	742.087	2	749.732	4	.097	1	-.003	1	.014	8
11236			min	-251.61	5	-2015.464	5	-2021.963	7	-.095	2	-.014	8	.003	3
11237		19	max	-14.514	2	742.087	2	749.732	4	.097	1	-.004	4	.02	5
11238			min	-251.61	5	-2015.464	5	-2021.963	7	-.095	2	-.02	7	.003	2
11239		20	max	-14.514	2	742.087	2	749.732	4	.097	1	-.001	4	.026	5
11240			min	-251.61	5	-2015.464	5	-2021.963	7	-.095	2	-.027	7	0	2
11241	M294A	1	max	152.313	5	-300.641	2	72.497	2	.01	4	.005	1	-.017	2
11242			min	9.093	2	-7902.439	5	-64.04	1	-.021	7	-.006	2	-.47	5
11243		2	max	152.313	5	-300.641	2	72.497	2	.01	4	.005	1	-.016	2
11244			min	9.093	2	-7902.439	5	-64.04	1	-.021	7	-.006	2	-.444	5
11245		3	max	152.313	5	-300.641	2	72.497	2	.01	4	.005	1	-.015	2
11246			min	9.093	2	-7902.439	5	-64.04	1	-.021	7	-.005	2	-.418	5
11247		4	max	152.313	5	-300.641	2	72.497	2	.01	4	.004	1	-.014	2
11248			min	9.093	2	-7902.439	5	-64.04	1	-.021	7	-.005	2	-.392	5

Envelope Member Section Forces (Continued)

	Member	Sec		Axial[lb]	LC	y Shear[lb]	LC	z Shear[lb]	LC	Torque[k-...	LC	y-y Mome...	LC	z-z Mome...	LC
11249		5	max	152.313	5	-300.641	2	72.497	2	.01	4	.004	1	-.013	2
11250			min	9.093	2	-7902.439	5	-64.04	1	-.021	7	-.005	2	-.366	5
11251		6	max	152.313	5	-300.641	2	72.497	2	.01	4	.004	1	-.012	2
11252			min	9.093	2	-7902.439	5	-64.04	1	-.021	7	-.005	2	-.34	5
11253		7	max	152.313	5	-300.641	2	72.497	2	.01	4	.004	1	-.011	2
11254			min	9.093	2	-7902.439	5	-64.04	1	-.021	7	-.004	2	-.314	5
11255		8	max	152.313	5	-300.641	2	72.497	2	.01	4	.004	1	-.01	2
11256			min	9.093	2	-7902.439	5	-64.04	1	-.021	7	-.004	2	-.288	5
11257		9	max	152.313	5	-300.641	2	72.497	2	.01	4	.003	1	-.009	2
11258			min	9.093	2	-7902.439	5	-64.04	1	-.021	7	-.004	2	-.262	5
11259		10	max	152.313	5	-300.641	2	72.497	2	.01	4	.003	1	-.008	2
11260			min	9.093	2	-7902.439	5	-64.04	1	-.021	7	-.004	2	-.236	5
11261		11	max	152.313	5	-300.641	2	72.497	2	.01	4	.003	1	-.007	2
11262			min	9.093	2	-7902.439	5	-64.04	1	-.021	7	-.003	2	-.21	5
11263		12	max	152.313	5	-300.641	2	72.497	2	.01	4	.003	1	-.006	2
11264			min	9.093	2	-7902.439	5	-64.04	1	-.021	7	-.003	2	-.184	5
11265		13	max	152.313	5	-300.641	2	72.497	2	.01	4	.003	4	-.005	2
11266			min	9.093	2	-7902.439	5	-64.04	1	-.021	7	-.003	2	-.158	5
11267		14	max	152.313	5	-300.641	2	72.497	2	.01	4	.002	4	-.004	2
11268			min	9.093	2	-7902.439	5	-64.04	1	-.021	7	-.003	2	-.132	5
11269		15	max	152.313	5	-300.641	2	72.497	2	.01	4	.002	4	-.003	2
11270			min	9.093	2	-7902.439	5	-64.04	1	-.021	7	-.002	2	-.106	5
11271		16	max	152.313	5	-300.641	2	72.497	2	.01	4	.002	4	-.002	2
11272			min	9.093	2	-7902.439	5	-64.04	1	-.021	7	-.002	2	-.08	5
11273		17	max	152.313	5	-300.641	2	72.497	2	.01	4	.002	4	-.001	2
11274			min	9.093	2	-7902.439	5	-64.04	1	-.021	7	-.002	2	-.054	5
11275		18	max	152.313	5	-300.641	2	72.497	2	.01	4	.002	4	0	2
11276			min	9.093	2	-7902.439	5	-64.04	1	-.021	7	-.002	3	-.028	5
11277		19	max	152.313	5	-300.641	2	72.497	2	.01	4	.001	4	0	2
11278			min	9.093	2	-7902.439	5	-64.04	1	-.021	7	-.002	3	-.002	1
11279		20	max	152.313	5	-300.641	2	72.497	2	.01	4	.001	4	.024	5
11280			min	9.093	2	-7902.439	5	-64.04	1	-.021	7	-.001	3	.002	2
11281	M295A	1	max	85.991	5	-66.737	2	-69.059	2	0	3	.017	5	-.001	4
11282			min	3.134	2	-885.173	5	-886.914	5	0	4	0	2	-.017	7
11283		2	max	85.991	5	-66.737	2	-69.059	2	0	3	.014	5	0	4
11284			min	3.134	2	-885.173	5	-886.914	5	0	4	0	2	-.014	7
11285		3	max	85.991	5	-66.737	2	-69.059	2	0	3	.011	5	0	4
11286			min	3.134	2	-885.173	5	-886.914	5	0	4	0	2	-.011	7
11287		4	max	85.991	5	-66.737	2	-69.059	2	0	3	.008	5	0	4
11288			min	3.134	2	-885.173	5	-886.914	5	0	4	0	2	-.008	7
11289		5	max	85.991	5	-66.737	2	-69.059	2	0	3	.005	5	0	4
11290			min	3.134	2	-885.173	5	-886.914	5	0	4	0	2	-.005	7
11291		6	max	85.991	5	-66.737	2	-69.059	2	0	3	.002	5	0	4
11292			min	3.134	2	-885.173	5	-886.914	5	0	4	0	2	-.003	7
11293		7	max	85.991	5	-66.737	2	-69.059	2	0	3	0	4	0	1
11294			min	3.134	2	-885.173	5	-886.914	5	0	4	0	3	0	2
11295		8	max	85.991	5	-66.737	2	-69.059	2	0	3	0	4	.003	5
11296			min	3.134	2	-885.173	5	-886.914	5	0	4	-.003	7	0	2
11297		9	max	85.991	5	-66.737	2	-69.059	2	0	3	0	4	.006	5
11298			min	3.134	2	-885.173	5	-886.914	5	0	4	-.006	7	0	2
11299		10	max	85.991	5	-66.737	2	-69.059	2	0	3	0	4	.009	5
11300			min	3.134	2	-885.173	5	-886.914	5	0	4	-.009	7	0	2

Envelope Member Section Forces (Continued)

	Member	Sec		Axial[lb]	LC	y Shear[lb]	LC	z Shear[lb]	LC	Torque[k-...	LC	y-y Mome...	LC	z-z Mome...	LC
11301		11	max	85.991	5	-66.737	2	-69.059	2	0	3	0	4	.012	5
11302			min	3.134	2	-885.173	5	-886.914	5	0	4	-.012	7	0	2
11303		12	max	85.991	5	-66.737	2	-69.059	2	0	3	0	4	.015	5
11304			min	3.134	2	-885.173	5	-886.914	5	0	4	-.015	7	0	2
11305		13	max	85.991	5	-66.737	2	-69.059	2	0	3	-.001	4	.018	5
11306			min	3.134	2	-885.173	5	-886.914	5	0	4	-.018	7	0	2
11307		14	max	85.991	5	-66.737	2	-69.059	2	0	3	-.002	4	.021	5
11308			min	3.134	2	-885.173	5	-886.914	5	0	4	-.021	7	.001	2
11309		15	max	85.991	5	-66.737	2	-69.059	2	0	3	-.002	4	.024	5
11310			min	3.134	2	-885.173	5	-886.914	5	0	4	-.024	5	.001	2
11311		16	max	85.991	5	-66.737	2	-69.059	2	0	3	-.002	4	.027	5
11312			min	3.134	2	-885.173	5	-886.914	5	0	4	-.027	5	.002	2
11313		17	max	85.991	5	-66.737	2	-69.059	2	0	3	-.002	4	.03	5
11314			min	3.134	2	-885.173	5	-886.914	5	0	4	-.03	5	.002	2
11315		18	max	85.991	5	-66.737	2	-69.059	2	0	3	-.003	4	.033	5
11316			min	3.134	2	-885.173	5	-886.914	5	0	4	-.033	5	.002	2
11317		19	max	85.991	5	-66.737	2	-69.059	2	0	3	-.003	4	.035	5
11318			min	3.134	2	-885.173	5	-886.914	5	0	4	-.035	5	.002	2
11319		20	max	85.991	5	-66.737	2	-69.059	2	0	3	-.003	4	.038	5
11320			min	3.134	2	-885.173	5	-886.914	5	0	4	-.038	5	.002	2
11321	M296A	1	max	-9.821	2	-50.362	2	5.38	2	0	4	0	2	-.002	2
11322			min	-81.743	5	-1284.827	5	-5.128	4	0	3	0	1	-.043	5
11323		2	max	-9.821	2	-50.362	2	5.38	2	0	4	0	2	-.001	2
11324			min	-81.743	5	-1284.827	5	-5.128	4	0	3	0	1	-.039	5
11325		3	max	-9.821	2	-50.362	2	5.38	2	0	4	0	2	-.001	2
11326			min	-81.743	5	-1284.827	5	-5.128	4	0	3	0	1	-.035	5
11327		4	max	-9.821	2	-50.362	2	5.38	2	0	4	0	2	-.001	2
11328			min	-81.743	5	-1284.827	5	-5.128	4	0	3	0	1	-.03	5
11329		5	max	-9.821	2	-50.362	2	5.38	2	0	4	0	2	0	2
11330			min	-81.743	5	-1284.827	5	-5.128	4	0	3	0	1	-.026	5
11331		6	max	-9.821	2	-50.362	2	5.38	2	0	4	0	2	0	2
11332			min	-81.743	5	-1284.827	5	-5.128	4	0	3	0	1	-.022	5
11333		7	max	-9.821	2	-50.362	2	5.38	2	0	4	0	2	0	2
11334			min	-81.743	5	-1284.827	5	-5.128	4	0	3	0	1	-.018	5
11335		8	max	-9.821	2	-50.362	2	5.38	2	0	4	0	2	0	2
11336			min	-81.743	5	-1284.827	5	-5.128	4	0	3	0	1	-.013	5
11337		9	max	-9.821	2	-50.362	2	5.38	2	0	4	0	2	0	2
11338			min	-81.743	5	-1284.827	5	-5.128	4	0	3	0	1	-.009	5
11339		10	max	-9.821	2	-50.362	2	5.38	2	0	4	0	2	0	2
11340			min	-81.743	5	-1284.827	5	-5.128	4	0	3	0	1	-.005	5
11341		11	max	-9.821	2	-50.362	2	5.38	2	0	4	0	2	0	2
11342			min	-81.743	5	-1284.827	5	-5.128	4	0	3	0	1	0	5
11343		12	max	-9.821	2	-50.362	2	5.38	2	0	4	0	2	.003	5
11344			min	-81.743	5	-1284.827	5	-5.128	4	0	3	0	1	0	2
11345		13	max	-9.821	2	-50.362	2	5.38	2	0	4	0	2	.008	5
11346			min	-81.743	5	-1284.827	5	-5.128	4	0	3	0	1	0	2
11347		14	max	-9.821	2	-50.362	2	5.38	2	0	4	0	2	.012	5
11348			min	-81.743	5	-1284.827	5	-5.128	4	0	3	0	1	0	2
11349		15	max	-9.821	2	-50.362	2	5.38	2	0	4	0	2	.016	5
11350			min	-81.743	5	-1284.827	5	-5.128	4	0	3	0	1	0	2
11351		16	max	-9.821	2	-50.362	2	5.38	2	0	4	0	2	.02	5
11352			min	-81.743	5	-1284.827	5	-5.128	4	0	3	0	1	0	2

Envelope Member Section Forces (Continued)

	Member	Sec		Axial[lb]	LC	y Shear[lb]	LC	z Shear[lb]	LC	Torque[k-...	LC	y-y Mome...	LC	z-z Mome...	LC
11353		17	max	-9.821	2	-50.362	2	5.38	2	0	4	0	2	.025	5
11354			min	-81.743	5	-1284.827	5	-5.128	4	0	3	0	1	.001	2
11355		18	max	-9.821	2	-50.362	2	5.38	2	0	4	0	2	.029	5
11356			min	-81.743	5	-1284.827	5	-5.128	4	0	3	0	1	.001	2
11357		19	max	-9.821	2	-50.362	2	5.38	2	0	4	0	2	.033	5
11358			min	-81.743	5	-1284.827	5	-5.128	4	0	3	0	1	.001	2
11359		20	max	-9.821	2	-50.362	2	5.38	2	0	4	0	2	.037	5
11360			min	-81.743	5	-1284.827	5	-5.128	4	0	3	0	1	.002	2
11361	M297A	1	max	237.549	5	-82.999	2	-88.995	2	0	2	.022	5	.001	4
11362			min	-49.005	2	-776.997	7	-779.353	5	0	4	-.001	2	-.022	7
11363		2	max	237.549	5	-82.999	2	-88.995	2	0	2	.019	5	.001	4
11364			min	-49.005	2	-776.997	7	-779.353	5	0	4	-.002	2	-.02	7
11365		3	max	237.549	5	-82.999	2	-88.995	2	0	2	.017	5	.002	4
11366			min	-49.005	2	-776.997	7	-779.353	5	0	4	-.002	2	-.017	7
11367		4	max	237.549	5	-82.999	2	-88.995	2	0	2	.014	5	.002	4
11368			min	-49.005	2	-776.997	7	-779.353	5	0	4	-.002	2	-.015	7
11369		5	max	237.549	5	-82.999	2	-88.995	2	0	2	.012	5	.002	4
11370			min	-49.005	2	-776.997	7	-779.353	5	0	4	-.002	2	-.012	7
11371		6	max	237.549	5	-82.999	2	-88.995	2	0	2	.009	5	.003	4
11372			min	-49.005	2	-776.997	7	-779.353	5	0	4	-.003	2	-.009	7
11373		7	max	237.549	5	-82.999	2	-88.995	2	0	2	.007	1	.003	4
11374			min	-49.005	2	-776.997	7	-779.353	5	0	4	-.003	2	-.007	3
11375		8	max	237.549	5	-82.999	2	-88.995	2	0	2	.006	1	.003	4
11376			min	-49.005	2	-776.997	7	-779.353	5	0	4	-.003	2	-.006	3
11377		9	max	237.549	5	-82.999	2	-88.995	2	0	2	.004	1	.004	4
11378			min	-49.005	2	-776.997	7	-779.353	5	0	4	-.004	2	-.004	3
11379		10	max	237.549	5	-82.999	2	-88.995	2	0	2	.003	1	.004	4
11380			min	-49.005	2	-776.997	7	-779.353	5	0	4	-.004	2	-.003	3
11381		11	max	237.549	5	-82.999	2	-88.995	2	0	2	.001	1	.004	8
11382			min	-49.005	2	-776.997	7	-779.353	5	0	4	-.005	6	-.001	3
11383		12	max	237.549	5	-82.999	2	-88.995	2	0	2	0	1	.007	8
11384			min	-49.005	2	-776.997	7	-779.353	5	0	4	-.007	6	0	3
11385		13	max	237.549	5	-82.999	2	-88.995	2	0	2	-.002	1	.009	8
11386			min	-49.005	2	-776.997	7	-779.353	5	0	4	-.009	6	.001	3
11387		14	max	237.549	5	-82.999	2	-88.995	2	0	2	-.003	4	.011	5
11388			min	-49.005	2	-776.997	7	-779.353	5	0	4	-.012	7	.002	2
11389		15	max	237.549	5	-82.999	2	-88.995	2	0	2	-.003	4	.014	5
11390			min	-49.005	2	-776.997	7	-779.353	5	0	4	-.014	7	.003	2
11391		16	max	237.549	5	-82.999	2	-88.995	2	0	2	-.003	4	.016	5
11392			min	-49.005	2	-776.997	7	-779.353	5	0	4	-.017	7	.003	2
11393		17	max	237.549	5	-82.999	2	-88.995	2	0	2	-.004	4	.019	5
11394			min	-49.005	2	-776.997	7	-779.353	5	0	4	-.019	7	.003	2
11395		18	max	237.549	5	-82.999	2	-88.995	2	0	2	-.004	4	.022	5
11396			min	-49.005	2	-776.997	7	-779.353	5	0	4	-.022	7	.003	2
11397		19	max	237.549	5	-82.999	2	-88.995	2	0	2	-.004	4	.024	5
11398			min	-49.005	2	-776.997	7	-779.353	5	0	4	-.024	7	.004	2
11399		20	max	237.549	5	-82.999	2	-88.995	2	0	2	-.004	4	.027	5
11400			min	-49.005	2	-776.997	7	-779.353	5	0	4	-.027	7	.004	2
11401	M298A	1	max	507.386	2	993.102	6	10.873	2	0	2	.003	3	.027	7
11402			min	-818.691	1	148.627	1	-11.161	1	0	1	-.003	4	0	2
11403		2	max	507.386	2	993.102	6	10.873	2	0	2	.003	3	.024	5
11404			min	-818.691	1	148.627	1	-11.161	1	0	1	-.003	4	-.001	2

Envelope Member Section Forces (Continued)

	Member	Sec		Axial[lb]	LC	y Shear[lb]	LC	z Shear[lb]	LC	Torque[k-...	LC	y-y Mome...	LC	z-z Mome...	LC
11405		3	max	507.386	2	993.102	6	10.873	2	0	2	.003	3	.021	5
11406			min	-818.691	1	148.627	1	-11.161	1	0	1	-.003	4	-.003	2
11407		4	max	507.386	2	993.102	6	10.873	2	0	2	.003	3	.018	5
11408			min	-818.691	1	148.627	1	-11.161	1	0	1	-.003	4	-.005	2
11409		5	max	507.386	2	993.102	6	10.873	2	0	2	.003	3	.016	1
11410			min	-818.691	1	148.627	1	-11.161	1	0	1	-.003	4	-.007	2
11411		6	max	507.386	2	993.102	6	10.873	2	0	2	.003	3	.015	1
11412			min	-818.691	1	148.627	1	-11.161	1	0	1	-.003	4	-.008	2
11413		7	max	507.386	2	993.102	6	10.873	2	0	2	.003	3	.015	1
11414			min	-818.691	1	148.627	1	-11.161	1	0	1	-.003	4	-.01	2
11415		8	max	507.386	2	993.102	6	10.873	2	0	2	.003	3	.014	1
11416			min	-818.691	1	148.627	1	-11.161	1	0	1	-.003	4	-.012	2
11417		9	max	507.386	2	993.102	6	10.873	2	0	2	.003	3	.014	1
11418			min	-818.691	1	148.627	1	-11.161	1	0	1	-.003	4	-.014	2
11419		10	max	507.386	2	993.102	6	10.873	2	0	2	.003	3	.013	1
11420			min	-818.691	1	148.627	1	-11.161	1	0	1	-.003	4	-.016	2
11421		11	max	507.386	2	993.102	6	10.873	2	0	2	.003	3	.013	1
11422			min	-818.691	1	148.627	1	-11.161	1	0	1	-.003	4	-.017	2
11423		12	max	507.386	2	993.102	6	10.873	2	0	2	.003	3	.012	1
11424			min	-818.691	1	148.627	1	-11.161	1	0	1	-.003	4	-.019	2
11425		13	max	507.386	2	993.102	6	10.873	2	0	2	.003	3	.012	1
11426			min	-818.691	1	148.627	1	-11.161	1	0	1	-.003	4	-.021	2
11427		14	max	507.386	2	993.102	6	10.873	2	0	2	.004	3	.011	1
11428			min	-818.691	1	148.627	1	-11.161	1	0	1	-.003	4	-.023	2
11429		15	max	507.386	2	993.102	6	10.873	2	0	2	.004	3	.011	1
11430			min	-818.691	1	148.627	1	-11.161	1	0	1	-.003	4	-.025	2
11431		16	max	507.386	2	993.102	6	10.873	2	0	2	.004	3	.01	1
11432			min	-818.691	1	148.627	1	-11.161	1	0	1	-.003	4	-.027	6
11433		17	max	507.386	2	993.102	6	10.873	2	0	2	.004	3	.01	1
11434			min	-818.691	1	148.627	1	-11.161	1	0	1	-.003	4	-.03	6
11435		18	max	507.386	2	993.102	6	10.873	2	0	2	.004	3	.009	1
11436			min	-818.691	1	148.627	1	-11.161	1	0	1	-.003	4	-.033	6
11437		19	max	507.386	2	993.102	6	10.873	2	0	2	.004	3	.009	1
11438			min	-818.691	1	148.627	1	-11.161	1	0	1	-.003	4	-.037	6
11439		20	max	507.386	2	993.102	6	10.873	2	0	2	.004	3	.008	1
11440			min	-818.691	1	148.627	1	-11.161	1	0	1	-.003	4	-.04	6
11441	M299A	1	max	36.057	6	39.854	1	42.021	1	.001	2	.008	8	.002	1
11442			min	-4.568	1	-430.274	6	-428.744	6	-.001	1	-.002	3	-.008	6
11443		2	max	36.057	6	39.854	1	42.021	1	.001	2	.007	8	.002	1
11444			min	-4.568	1	-430.274	6	-428.744	6	-.001	1	-.002	3	-.007	6
11445		3	max	36.057	6	39.854	1	42.021	1	.001	2	.005	8	.002	1
11446			min	-4.568	1	-430.274	6	-428.744	6	-.001	1	-.002	3	-.006	6
11447		4	max	36.057	6	39.854	1	42.021	1	.001	2	.004	4	.002	1
11448			min	-4.568	1	-430.274	6	-428.744	6	-.001	1	-.002	3	-.004	2
11449		5	max	36.057	6	39.854	1	42.021	1	.001	2	.003	4	.002	1
11450			min	-4.568	1	-430.274	6	-428.744	6	-.001	1	-.002	3	-.003	2
11451		6	max	36.057	6	39.854	1	42.021	1	.001	2	.002	4	.002	1
11452			min	-4.568	1	-430.274	6	-428.744	6	-.001	1	-.002	3	-.002	2
11453		7	max	36.057	6	39.854	1	42.021	1	.001	2	.001	1	.001	1
11454			min	-4.568	1	-430.274	6	-428.744	6	-.001	1	-.002	2	-.001	2
11455		8	max	36.057	6	39.854	1	42.021	1	.001	2	.001	1	.002	4
11456			min	-4.568	1	-430.274	6	-428.744	6	-.001	1	-.003	2	-.001	3

Envelope Member Section Forces (Continued)

	Member	Sec		Axial[lb]	LC	y Shear[lb]	LC	z Shear[lb]	LC	Torque[k-...	LC	y-y Mome...	LC	z-z Mome...	LC
11457		9	max	36.057	6	39.854	1	42.021	1	.001	2	.001	1	.003	4
11458			min	-4.568	1	-430.274	6	-428.744	6	-.001	1	-.004	6	-.001	3
11459		10	max	36.057	6	39.854	1	42.021	1	.001	2	.002	1	.005	8
11460			min	-4.568	1	-430.274	6	-428.744	6	-.001	1	-.005	6	-.001	3
11461		11	max	36.057	6	39.854	1	42.021	1	.001	2	.002	1	.006	8
11462			min	-4.568	1	-430.274	6	-428.744	6	-.001	1	-.007	6	-.001	3
11463		12	max	36.057	6	39.854	1	42.021	1	.001	2	.002	1	.008	8
11464			min	-4.568	1	-430.274	6	-428.744	6	-.001	1	-.008	6	-.002	3
11465		13	max	36.057	6	39.854	1	42.021	1	.001	2	.002	1	.009	8
11466			min	-4.568	1	-430.274	6	-428.744	6	-.001	1	-.009	6	-.002	3
11467		14	max	36.057	6	39.854	1	42.021	1	.001	2	.002	1	.01	8
11468			min	-4.568	1	-430.274	6	-428.744	6	-.001	1	-.011	6	-.002	3
11469		15	max	36.057	6	39.854	1	42.021	1	.001	2	.002	1	.012	8
11470			min	-4.568	1	-430.274	6	-428.744	6	-.001	1	-.012	6	-.002	3
11471		16	max	36.057	6	39.854	1	42.021	1	.001	2	.002	1	.013	8
11472			min	-4.568	1	-430.274	6	-428.744	6	-.001	1	-.014	6	-.002	3
11473		17	max	36.057	6	39.854	1	42.021	1	.001	2	.002	1	.015	8
11474			min	-4.568	1	-430.274	6	-428.744	6	-.001	1	-.015	6	-.002	3
11475		18	max	36.057	6	39.854	1	42.021	1	.001	2	.003	1	.016	8
11476			min	-4.568	1	-430.274	6	-428.744	6	-.001	1	-.016	6	-.002	3
11477		19	max	36.057	6	39.854	1	42.021	1	.001	2	.003	1	.017	8
11478			min	-4.568	1	-430.274	6	-428.744	6	-.001	1	-.018	6	-.002	3
11479		20	max	36.057	6	39.854	1	42.021	1	.001	2	.003	1	.019	8
11480			min	-4.568	1	-430.274	6	-428.744	6	-.001	1	-.019	6	-.002	3
11481	M300A	1	max	23.117	6	12.933	1	3.97	1	.001	2	.008	8	0	1
11482			min	6.492	1	-376.484	6	-375.128	8	-.001	1	0	3	-.009	6
11483		2	max	23.117	6	12.933	1	3.97	1	.001	2	.007	8	0	1
11484			min	6.492	1	-376.484	6	-375.128	8	-.001	1	0	3	-.007	6
11485		3	max	23.117	6	12.933	1	3.97	1	.001	2	.006	8	0	1
11486			min	6.492	1	-376.484	6	-375.128	8	-.001	1	0	3	-.006	6
11487		4	max	23.117	6	12.933	1	3.97	1	.001	2	.005	8	0	1
11488			min	6.492	1	-376.484	6	-375.128	8	-.001	1	0	3	-.005	6
11489		5	max	23.117	6	12.933	1	3.97	1	.001	2	.004	8	0	1
11490			min	6.492	1	-376.484	6	-375.128	8	-.001	1	0	3	-.004	6
11491		6	max	23.117	6	12.933	1	3.97	1	.001	2	.002	8	0	1
11492			min	6.492	1	-376.484	6	-375.128	8	-.001	1	0	3	-.002	6
11493		7	max	23.117	6	12.933	1	3.97	1	.001	2	.001	6	0	1
11494			min	6.492	1	-376.484	6	-375.128	8	-.001	1	0	3	-.001	8
11495		8	max	23.117	6	12.933	1	3.97	1	.001	2	0	1	0	4
11496			min	6.492	1	-376.484	6	-375.128	8	-.001	1	0	2	0	3
11497		9	max	23.117	6	12.933	1	3.97	1	.001	2	0	1	.001	6
11498			min	6.492	1	-376.484	6	-375.128	8	-.001	1	-.001	8	0	3
11499		10	max	23.117	6	12.933	1	3.97	1	.001	2	0	1	.002	6
11500			min	6.492	1	-376.484	6	-375.128	8	-.001	1	-.003	8	0	3
11501		11	max	23.117	6	12.933	1	3.97	1	.001	2	0	1	.004	6
11502			min	6.492	1	-376.484	6	-375.128	8	-.001	1	-.004	8	0	3
11503		12	max	23.117	6	12.933	1	3.97	1	.001	2	0	1	.005	6
11504			min	6.492	1	-376.484	6	-375.128	8	-.001	1	-.005	8	0	1
11505		13	max	23.117	6	12.933	1	3.97	1	.001	2	0	1	.006	6
11506			min	6.492	1	-376.484	6	-375.128	8	-.001	1	-.006	8	0	1
11507		14	max	23.117	6	12.933	1	3.97	1	.001	2	0	1	.007	6
11508			min	6.492	1	-376.484	6	-375.128	8	-.001	1	-.008	8	0	1

Envelope Member Section Forces (Continued)

	Member	Sec		Axial[lb]	LC	y Shear[lb]	LC	z Shear[lb]	LC	Torque[k-...	LC	y-y Mome...	LC	z-z Mome...	LC
11509		15	max	23.117	6	12.933	1	3.97	1	.001	2	0	1	.009	6
11510			min	6.492	1	-376.484	6	-375.128	8	-.001	1	-.009	8	0	1
11511		16	max	23.117	6	12.933	1	3.97	1	.001	2	0	1	.01	6
11512			min	6.492	1	-376.484	6	-375.128	8	-.001	1	-.01	8	0	1
11513		17	max	23.117	6	12.933	1	3.97	1	.001	2	0	1	.011	6
11514			min	6.492	1	-376.484	6	-375.128	8	-.001	1	-.011	8	0	1
11515		18	max	23.117	6	12.933	1	3.97	1	.001	2	0	1	.012	6
11516			min	6.492	1	-376.484	6	-375.128	8	-.001	1	-.013	8	0	1
11517		19	max	23.117	6	12.933	1	3.97	1	.001	2	0	1	.014	6
11518			min	6.492	1	-376.484	6	-375.128	8	-.001	1	-.014	8	0	1
11519		20	max	23.117	6	12.933	1	3.97	1	.001	2	0	1	.015	6
11520			min	6.492	1	-376.484	6	-375.128	8	-.001	1	-.015	8	0	1
11521	M301A	1	max	9.097	5	1.838	1	-8.683	3	0	4	.01	6	0	3
11522			min	3.749	9	-397.457	6	-396.051	8	0	3	0	1	-.01	8
11523		2	max	9.097	5	1.838	1	-8.683	3	0	4	.009	6	0	3
11524			min	3.749	9	-397.457	6	-396.051	8	0	3	0	1	-.009	8
11525		3	max	9.097	5	1.838	1	-8.683	3	0	4	.007	6	0	3
11526			min	3.749	9	-397.457	6	-396.051	8	0	3	0	1	-.007	8
11527		4	max	9.097	5	1.838	1	-8.683	3	0	4	.006	6	0	3
11528			min	3.749	9	-397.457	6	-396.051	8	0	3	0	1	-.006	8
11529		5	max	9.097	5	1.838	1	-8.683	3	0	4	.005	6	0	3
11530			min	3.749	9	-397.457	6	-396.051	8	0	3	0	1	-.005	8
11531		6	max	9.097	5	1.838	1	-8.683	3	0	4	.004	6	0	3
11532			min	3.749	9	-397.457	6	-396.051	8	0	3	0	1	-.004	8
11533		7	max	9.097	5	1.838	1	-8.683	3	0	4	.002	6	0	3
11534			min	3.749	9	-397.457	6	-396.051	8	0	3	0	1	-.002	8
11535		8	max	9.097	5	1.838	1	-8.683	3	0	4	0	2	0	2
11536			min	3.749	9	-397.457	6	-396.051	8	0	3	0	1	-.001	1
11537		9	max	9.097	5	1.838	1	-8.683	3	0	4	0	3	.002	2
11538			min	3.749	9	-397.457	6	-396.051	8	0	3	-.001	4	-.001	1
11539		10	max	9.097	5	1.838	1	-8.683	3	0	4	0	3	.002	2
11540			min	3.749	9	-397.457	6	-396.051	8	0	3	-.002	8	-.001	1
11541		11	max	9.097	5	1.838	1	-8.683	3	0	4	0	3	.003	6
11542			min	3.749	9	-397.457	6	-396.051	8	0	3	-.004	8	-.001	1
11543		12	max	9.097	5	1.838	1	-8.683	3	0	4	0	3	.005	6
11544			min	3.749	9	-397.457	6	-396.051	8	0	3	-.005	8	-.001	1
11545		13	max	9.097	5	1.838	1	-8.683	3	0	4	0	3	.006	6
11546			min	3.749	9	-397.457	6	-396.051	8	0	3	-.006	8	-.001	1
11547		14	max	9.097	5	1.838	1	-8.683	3	0	4	0	3	.007	6
11548			min	3.749	9	-397.457	6	-396.051	8	0	3	-.007	8	-.001	1
11549		15	max	9.097	5	1.838	1	-8.683	3	0	4	0	3	.009	6
11550			min	3.749	9	-397.457	6	-396.051	8	0	3	-.009	8	-.001	1
11551		16	max	9.097	5	1.838	1	-8.683	3	0	4	0	3	.01	6
11552			min	3.749	9	-397.457	6	-396.051	8	0	3	-.01	8	-.001	1
11553		17	max	9.097	5	1.838	1	-8.683	3	0	4	0	3	.011	6
11554			min	3.749	9	-397.457	6	-396.051	8	0	3	-.011	8	-.001	1
11555		18	max	9.097	5	1.838	1	-8.683	3	0	4	0	3	.013	6
11556			min	3.749	9	-397.457	6	-396.051	8	0	3	-.013	8	-.001	1
11557		19	max	9.097	5	1.838	1	-8.683	3	0	4	0	3	.014	6
11558			min	3.749	9	-397.457	6	-396.051	8	0	3	-.014	8	-.001	1
11559		20	max	9.097	5	1.838	1	-8.683	3	0	4	0	3	.015	6
11560			min	3.749	9	-397.457	6	-396.051	8	0	3	-.015	8	-.001	1

Envelope Member Section Forces (Continued)

	Member	Sec		Axial[lb]	LC	y Shear[lb]	LC	z Shear[lb]	LC	Torque[k-...	LC	y-y Mome...	LC	z-z Mome...	LC
11561	M302A	1	max	-31.205	1	257.961	2	270.548	2	.003	1	.013	6	-.002	3
11562			min	-522.666	6	-1002.996	5	-1009.36	5	-.003	2	.002	1	-.013	8
11563		2	max	-31.205	1	257.961	2	270.548	2	.003	1	.011	6	0	3
11564			min	-522.666	6	-1002.996	5	-1009.36	5	-.003	2	0	1	-.011	8
11565		3	max	-31.205	1	257.961	2	270.548	2	.003	1	.009	6	.003	3
11566			min	-522.666	6	-1002.996	5	-1009.36	5	-.003	2	-.004	1	-.009	8
11567		4	max	-31.205	1	257.961	2	270.548	2	.003	1	.01	2	.006	3
11568			min	-522.666	6	-1002.996	5	-1009.36	5	-.003	2	-.007	1	-.009	4
11569		5	max	-31.205	1	257.961	2	270.548	2	.003	1	.01	2	.009	3
11570			min	-522.666	6	-1002.996	5	-1009.36	5	-.003	2	-.01	1	-.01	4
11571		6	max	-31.205	1	257.961	2	270.548	2	.003	1	.011	2	.012	3
11572			min	-522.666	6	-1002.996	5	-1009.36	5	-.003	2	-.013	1	-.01	4
11573		7	max	-31.205	1	257.961	2	270.548	2	.003	1	.012	2	.015	3
11574			min	-522.666	6	-1002.996	5	-1009.36	5	-.003	2	-.016	1	-.011	4
11575		8	max	-31.205	1	257.961	2	270.548	2	.003	1	.013	2	.017	1
11576			min	-522.666	6	-1002.996	5	-1009.36	5	-.003	2	-.018	1	-.012	2
11577		9	max	-31.205	1	257.961	2	270.548	2	.003	1	.014	2	.02	1
11578			min	-522.666	6	-1002.996	5	-1009.36	5	-.003	2	-.021	1	-.013	2
11579		10	max	-31.205	1	257.961	2	270.548	2	.003	1	.015	2	.023	1
11580			min	-522.666	6	-1002.996	5	-1009.36	5	-.003	2	-.024	1	-.014	2
11581		11	max	-31.205	1	257.961	2	270.548	2	.003	1	.016	2	.026	1
11582			min	-522.666	6	-1002.996	5	-1009.36	5	-.003	2	-.027	1	-.015	2
11583		12	max	-31.205	1	257.961	2	270.548	2	.003	1	.017	2	.029	1
11584			min	-522.666	6	-1002.996	5	-1009.36	5	-.003	2	-.03	1	-.015	2
11585		13	max	-31.205	1	257.961	2	270.548	2	.003	1	.018	2	.032	1
11586			min	-522.666	6	-1002.996	5	-1009.36	5	-.003	2	-.033	1	-.016	2
11587		14	max	-31.205	1	257.961	2	270.548	2	.003	1	.018	2	.035	1
11588			min	-522.666	6	-1002.996	5	-1009.36	5	-.003	2	-.036	1	-.017	2
11589		15	max	-31.205	1	257.961	2	270.548	2	.003	1	.019	2	.038	1
11590			min	-522.666	6	-1002.996	5	-1009.36	5	-.003	2	-.039	1	-.018	2
11591		16	max	-31.205	1	257.961	2	270.548	2	.003	1	.02	2	.041	1
11592			min	-522.666	6	-1002.996	5	-1009.36	5	-.003	2	-.042	1	-.019	2
11593		17	max	-31.205	1	257.961	2	270.548	2	.003	1	.021	2	.043	1
11594			min	-522.666	6	-1002.996	5	-1009.36	5	-.003	2	-.045	1	-.02	2
11595		18	max	-31.205	1	257.961	2	270.548	2	.003	1	.022	2	.046	1
11596			min	-522.666	6	-1002.996	5	-1009.36	5	-.003	2	-.048	1	-.021	2
11597		19	max	-31.205	1	257.961	2	270.548	2	.003	1	.023	2	.049	1
11598			min	-522.666	6	-1002.996	5	-1009.36	5	-.003	2	-.051	1	-.021	2
11599		20	max	-31.205	1	257.961	2	270.548	2	.003	1	.024	2	.052	1
11600			min	-522.666	6	-1002.996	5	-1009.36	5	-.003	2	-.054	1	-.022	2
11601	M303A	1	max	516.981	5	1865.717	5	-315.077	2	.001	2	.006	8	.006	6
11602			min	96.609	2	308.367	2	-1862.616	5	-.001	1	0	3	0	1
11603		2	max	516.981	5	1865.717	5	-315.077	2	.001	2	.002	4	.003	2
11604			min	96.609	2	308.367	2	-1862.616	5	-.001	1	-.002	3	-.003	1
11605		3	max	516.981	5	1865.717	5	-315.077	2	.001	2	.001	4	.002	2
11606			min	96.609	2	308.367	2	-1862.616	5	-.001	1	-.007	7	-.007	5
11607		4	max	516.981	5	1865.717	5	-315.077	2	.001	2	0	4	0	2
11608			min	96.609	2	308.367	2	-1862.616	5	-.001	1	-.013	7	-.013	5
11609		5	max	516.981	5	1865.717	5	-315.077	2	.001	2	0	4	0	2
11610			min	96.609	2	308.367	2	-1862.616	5	-.001	1	-.019	7	-.019	5
11611		6	max	516.981	5	1865.717	5	-315.077	2	.001	2	-.002	4	-.001	2
11612			min	96.609	2	308.367	2	-1862.616	5	-.001	1	-.025	7	-.025	5

Envelope Member Section Forces (Continued)

	Member	Sec		Axial[lb]	LC	y Shear[lb]	LC	z Shear[lb]	LC	Torque[k-...	LC	y-y Mome...	LC	z-z Mome...	LC
11613		7	max	516.981	5	1865.717	5	-315.077	2	.001	2	-.003	4	-.002	2
11614			min	96.609	2	308.367	2	-1862.616	5	-.001	1	-.031	7	-.031	5
11615		8	max	516.981	5	1865.717	5	-315.077	2	.001	2	-.004	4	-.003	2
11616			min	96.609	2	308.367	2	-1862.616	5	-.001	1	-.037	7	-.037	5
11617		9	max	516.981	5	1865.717	5	-315.077	2	.001	2	-.005	4	-.004	2
11618			min	96.609	2	308.367	2	-1862.616	5	-.001	1	-.043	7	-.043	5
11619		10	max	516.981	5	1865.717	5	-315.077	2	.001	2	-.006	4	-.005	2
11620			min	96.609	2	308.367	2	-1862.616	5	-.001	1	-.049	7	-.049	5
11621		11	max	516.981	5	1865.717	5	-315.077	2	.001	2	-.007	4	-.006	2
11622			min	96.609	2	308.367	2	-1862.616	5	-.001	1	-.055	7	-.055	5
11623		12	max	516.981	5	1865.717	5	-315.077	2	.001	2	-.008	4	-.007	2
11624			min	96.609	2	308.367	2	-1862.616	5	-.001	1	-.061	7	-.061	5
11625		13	max	516.981	5	1865.717	5	-315.077	2	.001	2	-.009	4	-.008	2
11626			min	96.609	2	308.367	2	-1862.616	5	-.001	1	-.067	7	-.067	5
11627		14	max	516.981	5	1865.717	5	-315.077	2	.001	2	-.011	4	-.009	2
11628			min	96.609	2	308.367	2	-1862.616	5	-.001	1	-.073	7	-.073	5
11629		15	max	516.981	5	1865.717	5	-315.077	2	.001	2	-.012	4	-.01	2
11630			min	96.609	2	308.367	2	-1862.616	5	-.001	1	-.079	7	-.079	5
11631		16	max	516.981	5	1865.717	5	-315.077	2	.001	2	-.013	4	-.011	2
11632			min	96.609	2	308.367	2	-1862.616	5	-.001	1	-.085	7	-.085	5
11633		17	max	516.981	5	1865.717	5	-315.077	2	.001	2	-.014	4	-.012	2
11634			min	96.609	2	308.367	2	-1862.616	5	-.001	1	-.091	7	-.091	5
11635		18	max	516.981	5	1865.717	5	-315.077	2	.001	2	-.015	4	-.013	2
11636			min	96.609	2	308.367	2	-1862.616	5	-.001	1	-.097	7	-.097	5
11637		19	max	516.981	5	1865.717	5	-315.077	2	.001	2	-.016	2	-.014	2
11638			min	96.609	2	308.367	2	-1862.616	5	-.001	1	-.103	7	-.103	5
11639		20	max	516.981	5	1865.717	5	-315.077	2	.001	2	-.017	2	-.015	2
11640			min	96.609	2	308.367	2	-1862.616	5	-.001	1	-.109	7	-.109	5
11641	M304A	1	max	-5.231	1	30.311	1	3.963	3	0	2	.001	1	.001	1
11642			min	-14.267	6	-356.065	6	-4.166	4	0	1	-.001	2	-.013	6
11643		2	max	-5.231	1	30.311	1	3.963	3	0	2	.001	1	.001	1
11644			min	-14.267	6	-356.065	6	-4.166	4	0	1	-.001	2	-.012	6
11645		3	max	-5.231	1	30.311	1	3.963	3	0	2	.001	1	.001	1
11646			min	-14.267	6	-356.065	6	-4.166	4	0	1	-.001	2	-.011	6
11647		4	max	-5.231	1	30.311	1	3.963	3	0	2	.001	1	.001	1
11648			min	-14.267	6	-356.065	6	-4.166	4	0	1	-.001	2	-.01	6
11649		5	max	-5.231	1	30.311	1	3.963	3	0	2	.001	1	0	1
11650			min	-14.267	6	-356.065	6	-4.166	4	0	1	-.001	2	-.009	6
11651		6	max	-5.231	1	30.311	1	3.963	3	0	2	.001	1	0	1
11652			min	-14.267	6	-356.065	6	-4.166	4	0	1	-.001	2	-.008	6
11653		7	max	-5.231	1	30.311	1	3.963	3	0	2	.001	1	0	1
11654			min	-14.267	6	-356.065	6	-4.166	4	0	1	-.001	2	-.006	6
11655		8	max	-5.231	1	30.311	1	3.963	3	0	2	.001	1	0	1
11656			min	-14.267	6	-356.065	6	-4.166	4	0	1	-.001	2	-.005	6
11657		9	max	-5.231	1	30.311	1	3.963	3	0	2	.001	1	0	1
11658			min	-14.267	6	-356.065	6	-4.166	4	0	1	-.001	2	-.004	6
11659		10	max	-5.231	1	30.311	1	3.963	3	0	2	.001	1	0	1
11660			min	-14.267	6	-356.065	6	-4.166	4	0	1	-.001	2	-.003	6
11661		11	max	-5.231	1	30.311	1	3.963	3	0	2	.001	1	0	1
11662			min	-14.267	6	-356.065	6	-4.166	4	0	1	0	2	-.002	6
11663		12	max	-5.231	1	30.311	1	3.963	3	0	2	.001	1	0	1
11664			min	-14.267	6	-356.065	6	-4.166	4	0	1	0	2	0	2

Envelope Member Section Forces (Continued)

	Member	Sec		Axial[lb]	LC	y Shear[lb]	LC	z Shear[lb]	LC	Torque[k-...	LC	y-y Mome...	LC	z-z Mome...	LC
11665		13	max	-5.231	1	30.311	1	3.963	3	0	2	0	1	0	8
11666			min	-14.267	6	-356.065	6	-4.166	4	0	1	0	2	0	10
11667		14	max	-5.231	1	30.311	1	3.963	3	0	2	0	1	.002	6
11668			min	-14.267	6	-356.065	6	-4.166	4	0	1	0	2	0	1
11669		15	max	-5.231	1	30.311	1	3.963	3	0	2	0	1	.003	6
11670			min	-14.267	6	-356.065	6	-4.166	4	0	1	0	2	0	1
11671		16	max	-5.231	1	30.311	1	3.963	3	0	2	0	1	.004	6
11672			min	-14.267	6	-356.065	6	-4.166	4	0	1	0	2	0	1
11673		17	max	-5.231	1	30.311	1	3.963	3	0	2	0	1	.005	6
11674			min	-14.267	6	-356.065	6	-4.166	4	0	1	0	2	0	1
11675		18	max	-5.231	1	30.311	1	3.963	3	0	2	0	1	.006	6
11676			min	-14.267	6	-356.065	6	-4.166	4	0	1	0	2	0	1
11677		19	max	-5.231	1	30.311	1	3.963	3	0	2	0	1	.008	6
11678			min	-14.267	6	-356.065	6	-4.166	4	0	1	0	2	0	1
11679		20	max	-5.231	1	30.311	1	3.963	3	0	2	0	1	.009	6
11680			min	-14.267	6	-356.065	6	-4.166	4	0	1	0	2	0	1
11681	M305A	1	max	-3.35	1	30.234	1	4.799	3	.001	2	0	1	.002	1
11682			min	-15.115	6	-459.544	6	-4.505	4	-.002	1	0	2	-.017	6
11683		2	max	-3.35	1	30.234	1	4.799	3	.001	2	0	1	.001	1
11684			min	-15.115	6	-459.544	6	-4.505	4	-.002	1	0	2	-.015	6
11685		3	max	-3.35	1	30.234	1	4.799	3	.001	2	0	1	.001	1
11686			min	-15.115	6	-459.544	6	-4.505	4	-.002	1	0	2	-.014	6
11687		4	max	-3.35	1	30.234	1	4.799	3	.001	2	0	1	.001	1
11688			min	-15.115	6	-459.544	6	-4.505	4	-.002	1	0	2	-.012	6
11689		5	max	-3.35	1	30.234	1	4.799	3	.001	2	0	1	.001	1
11690			min	-15.115	6	-459.544	6	-4.505	4	-.002	1	0	2	-.011	6
11691		6	max	-3.35	1	30.234	1	4.799	3	.001	2	0	1	.001	1
11692			min	-15.115	6	-459.544	6	-4.505	4	-.002	1	0	2	-.009	6
11693		7	max	-3.35	1	30.234	1	4.799	3	.001	2	0	1	0	1
11694			min	-15.115	6	-459.544	6	-4.505	4	-.002	1	0	2	-.008	6
11695		8	max	-3.35	1	30.234	1	4.799	3	.001	2	0	1	0	1
11696			min	-15.115	6	-459.544	6	-4.505	4	-.002	1	0	2	-.006	6
11697		9	max	-3.35	1	30.234	1	4.799	3	.001	2	0	1	0	1
11698			min	-15.115	6	-459.544	6	-4.505	4	-.002	1	0	2	-.005	6
11699		10	max	-3.35	1	30.234	1	4.799	3	.001	2	0	1	0	1
11700			min	-15.115	6	-459.544	6	-4.505	4	-.002	1	0	2	-.003	6
11701		11	max	-3.35	1	30.234	1	4.799	3	.001	2	0	1	0	1
11702			min	-15.115	6	-459.544	6	-4.505	4	-.002	1	0	2	-.002	6
11703		12	max	-3.35	1	30.234	1	4.799	3	.001	2	0	1	0	1
11704			min	-15.115	6	-459.544	6	-4.505	4	-.002	1	0	2	0	2
11705		13	max	-3.35	1	30.234	1	4.799	3	.001	2	0	1	.001	6
11706			min	-15.115	6	-459.544	6	-4.505	4	-.002	1	0	2	0	1
11707		14	max	-3.35	1	30.234	1	4.799	3	.001	2	0	1	.003	6
11708			min	-15.115	6	-459.544	6	-4.505	4	-.002	1	0	2	0	1
11709		15	max	-3.35	1	30.234	1	4.799	3	.001	2	0	1	.004	6
11710			min	-15.115	6	-459.544	6	-4.505	4	-.002	1	0	2	0	1
11711		16	max	-3.35	1	30.234	1	4.799	3	.001	2	0	1	.006	6
11712			min	-15.115	6	-459.544	6	-4.505	4	-.002	1	0	2	0	1
11713		17	max	-3.35	1	30.234	1	4.799	3	.001	2	0	1	.007	6
11714			min	-15.115	6	-459.544	6	-4.505	4	-.002	1	0	2	0	1
11715		18	max	-3.35	1	30.234	1	4.799	3	.001	2	0	1	.009	6
11716			min	-15.115	6	-459.544	6	-4.505	4	-.002	1	0	2	0	1

Envelope Member Section Forces (Continued)

	Member	Sec		Axial[lb]	LC	y Shear[lb]	LC	z Shear[lb]	LC	Torque[k-...	LC	y-y Mome...	LC	z-z Mome...	LC
11717		19	max	-3.35	1	30.234	1	4.799	3	.001	2	0	1	.01	6
11718			min	-15.115	6	-459.544	6	-4.505	4	-.002	1	0	2	0	1
11719		20	max	-3.35	1	30.234	1	4.799	3	.001	2	0	1	.012	6
11720			min	-15.115	6	-459.544	6	-4.505	4	-.002	1	0	2	0	1
11721	M306A	1	max	2.927	1	84.465	1	8.693	3	.002	2	0	2	.004	1
11722			min	-14.254	6	-501.1	6	-8.98	1	-.002	1	0	1	-.017	6
11723		2	max	2.927	1	84.465	1	8.693	3	.002	2	0	2	.003	1
11724			min	-14.254	6	-501.1	6	-8.98	1	-.002	1	0	1	-.015	6
11725		3	max	2.927	1	84.465	1	8.693	3	.002	2	0	2	.003	1
11726			min	-14.254	6	-501.1	6	-8.98	1	-.002	1	0	1	-.014	6
11727		4	max	2.927	1	84.465	1	8.693	3	.002	2	0	2	.003	1
11728			min	-14.254	6	-501.1	6	-8.98	1	-.002	1	0	1	-.012	6
11729		5	max	2.927	1	84.465	1	8.693	3	.002	2	0	2	.003	1
11730			min	-14.254	6	-501.1	6	-8.98	1	-.002	1	0	1	-.01	6
11731		6	max	2.927	1	84.465	1	8.693	3	.002	2	0	2	.002	1
11732			min	-14.254	6	-501.1	6	-8.98	1	-.002	1	0	1	-.009	6
11733		7	max	2.927	1	84.465	1	8.693	3	.002	2	0	2	.002	1
11734			min	-14.254	6	-501.1	6	-8.98	1	-.002	1	0	1	-.007	6
11735		8	max	2.927	1	84.465	1	8.693	3	.002	2	0	2	.002	1
11736			min	-14.254	6	-501.1	6	-8.98	1	-.002	1	0	1	-.006	6
11737		9	max	2.927	1	84.465	1	8.693	3	.002	2	0	2	.002	1
11738			min	-14.254	6	-501.1	6	-8.98	1	-.002	1	0	1	-.004	6
11739		10	max	2.927	1	84.465	1	8.693	3	.002	2	0	2	.001	1
11740			min	-14.254	6	-501.1	6	-8.98	1	-.002	1	0	1	-.002	2
11741		11	max	2.927	1	84.465	1	8.693	3	.002	2	0	2	0	1
11742			min	-14.254	6	-501.1	6	-8.98	1	-.002	1	0	1	-.001	2
11743		12	max	2.927	1	84.465	1	8.693	3	.002	2	0	2	.001	5
11744			min	-14.254	6	-501.1	6	-8.98	1	-.002	1	0	1	0	2
11745		13	max	2.927	1	84.465	1	8.693	3	.002	2	0	2	.003	6
11746			min	-14.254	6	-501.1	6	-8.98	1	-.002	1	0	1	0	1
11747		14	max	2.927	1	84.465	1	8.693	3	.002	2	0	2	.004	6
11748			min	-14.254	6	-501.1	6	-8.98	1	-.002	1	0	1	0	1
11749		15	max	2.927	1	84.465	1	8.693	3	.002	2	0	2	.006	6
11750			min	-14.254	6	-501.1	6	-8.98	1	-.002	1	0	1	0	1
11751		16	max	2.927	1	84.465	1	8.693	3	.002	2	0	2	.008	6
11752			min	-14.254	6	-501.1	6	-8.98	1	-.002	1	0	1	0	1
11753		17	max	2.927	1	84.465	1	8.693	3	.002	2	0	2	.009	6
11754			min	-14.254	6	-501.1	6	-8.98	1	-.002	1	0	1	0	1
11755		18	max	2.927	1	84.465	1	8.693	3	.002	2	0	2	.011	6
11756			min	-14.254	6	-501.1	6	-8.98	1	-.002	1	0	1	0	1
11757		19	max	2.927	1	84.465	1	8.693	3	.002	2	0	2	.013	6
11758			min	-14.254	6	-501.1	6	-8.98	1	-.002	1	0	1	-.001	1
11759		20	max	2.927	1	84.465	1	8.693	3	.002	2	0	2	.014	6
11760			min	-14.254	6	-501.1	6	-8.98	1	-.002	1	0	1	-.002	1
11761	M307A	1	max	18.984	2	-107.416	1	12.288	2	0	2	0	2	-.002	1
11762			min	-41.43	1	-594.181	6	-12.224	1	0	1	0	1	-.02	6
11763		2	max	18.984	2	-107.416	1	12.288	2	0	2	0	2	-.002	1
11764			min	-41.43	1	-594.181	6	-12.224	1	0	1	0	1	-.018	6
11765		3	max	18.984	2	-107.416	1	12.288	2	0	2	.001	2	-.002	1
11766			min	-41.43	1	-594.181	6	-12.224	1	0	1	0	1	-.016	6
11767		4	max	18.984	2	-107.416	1	12.288	2	0	2	.001	2	-.001	1
11768			min	-41.43	1	-594.181	6	-12.224	1	0	1	-.001	1	-.014	6

Envelope Member Section Forces (Continued)

	Member	Sec		Axial[lb]	LC	y Shear[lb]	LC	z Shear[lb]	LC	Torque[k-...	LC	y-y Mome...	LC	z-z Mome...	LC
11769		5	max	18.984	2	-107.416	1	12.288	2	0	2	.001	2	0	1
11770			min	-41.43	1	-594.181	6	-12.224	1	0	1	-.001	1	-.012	6
11771		6	max	18.984	2	-107.416	1	12.288	2	0	2	.001	2	0	1
11772			min	-41.43	1	-594.181	6	-12.224	1	0	1	-.001	1	-.01	6
11773		7	max	18.984	2	-107.416	1	12.288	2	0	2	.001	2	0	1
11774			min	-41.43	1	-594.181	6	-12.224	1	0	1	-.001	1	-.008	6
11775		8	max	18.984	2	-107.416	1	12.288	2	0	2	.001	2	0	1
11776			min	-41.43	1	-594.181	6	-12.224	1	0	1	-.001	1	-.006	6
11777		9	max	18.984	2	-107.416	1	12.288	2	0	2	.001	2	0	1
11778			min	-41.43	1	-594.181	6	-12.224	1	0	1	-.001	1	-.004	6
11779		10	max	18.984	2	-107.416	1	12.288	2	0	2	.001	2	0	1
11780			min	-41.43	1	-594.181	6	-12.224	1	0	1	-.001	1	-.002	6
11781		11	max	18.984	2	-107.416	1	12.288	2	0	2	.001	2	.001	1
11782			min	-41.43	1	-594.181	6	-12.224	1	0	1	-.001	1	-.001	2
11783		12	max	18.984	2	-107.416	1	12.288	2	0	2	.001	2	.002	5
11784			min	-41.43	1	-594.181	6	-12.224	1	0	1	-.001	1	0	2
11785		13	max	18.984	2	-107.416	1	12.288	2	0	2	.001	2	.004	5
11786			min	-41.43	1	-594.181	6	-12.224	1	0	1	-.001	1	0	2
11787		14	max	18.984	2	-107.416	1	12.288	2	0	2	.001	2	.006	5
11788			min	-41.43	1	-594.181	6	-12.224	1	0	1	-.001	1	.002	2
11789		15	max	18.984	2	-107.416	1	12.288	2	0	2	.002	2	.007	6
11790			min	-41.43	1	-594.181	6	-12.224	1	0	1	-.001	1	.003	9
11791		16	max	18.984	2	-107.416	1	12.288	2	0	2	.002	2	.009	6
11792			min	-41.43	1	-594.181	6	-12.224	1	0	1	-.002	1	.003	1
11793		17	max	18.984	2	-107.416	1	12.288	2	0	2	.002	2	.011	6
11794			min	-41.43	1	-594.181	6	-12.224	1	0	1	-.002	1	.003	1
11795		18	max	18.984	2	-107.416	1	12.288	2	0	2	.002	2	.013	6
11796			min	-41.43	1	-594.181	6	-12.224	1	0	1	-.002	1	.004	1
11797		19	max	18.984	2	-107.416	1	12.288	2	0	2	.002	2	.015	6
11798			min	-41.43	1	-594.181	6	-12.224	1	0	1	-.002	1	.004	1
11799		20	max	18.984	2	-107.416	1	12.288	2	0	2	.002	2	.017	6
11800			min	-41.43	1	-594.181	6	-12.224	1	0	1	-.002	1	.004	1
11801	M308A	1	max	4.022	2	-24.577	2	11.07	2	0	4	0	2	0	2
11802			min	-48.435	5	-1011.184	5	-10.433	4	0	3	0	1	-.035	5
11803		2	max	4.022	2	-24.577	2	11.07	2	0	4	0	2	0	2
11804			min	-48.435	5	-1011.184	5	-10.433	4	0	3	0	1	-.032	5
11805		3	max	4.022	2	-24.577	2	11.07	2	0	4	0	2	0	2
11806			min	-48.435	5	-1011.184	5	-10.433	4	0	3	0	1	-.029	5
11807		4	max	4.022	2	-24.577	2	11.07	2	0	4	0	2	0	2
11808			min	-48.435	5	-1011.184	5	-10.433	4	0	3	0	1	-.025	5
11809		5	max	4.022	2	-24.577	2	11.07	2	0	4	0	2	0	2
11810			min	-48.435	5	-1011.184	5	-10.433	4	0	3	0	1	-.022	5
11811		6	max	4.022	2	-24.577	2	11.07	2	0	4	0	2	0	2
11812			min	-48.435	5	-1011.184	5	-10.433	4	0	3	0	1	-.019	5
11813		7	max	4.022	2	-24.577	2	11.07	2	0	4	0	2	0	2
11814			min	-48.435	5	-1011.184	5	-10.433	4	0	3	0	1	-.015	5
11815		8	max	4.022	2	-24.577	2	11.07	2	0	4	0	2	0	2
11816			min	-48.435	5	-1011.184	5	-10.433	4	0	3	0	1	-.012	5
11817		9	max	4.022	2	-24.577	2	11.07	2	0	4	0	2	0	2
11818			min	-48.435	5	-1011.184	5	-10.433	4	0	3	0	1	-.009	5
11819		10	max	4.022	2	-24.577	2	11.07	2	0	4	0	2	0	2
11820			min	-48.435	5	-1011.184	5	-10.433	4	0	3	0	1	-.005	5

Envelope Member Section Forces (Continued)

	Member	Sec		Axial[lb]	LC	y Shear[lb]	LC	z Shear[lb]	LC	Torque[k-...	LC	y-y Mome...	LC	z-z Mome...	LC
11821		11	max	4.022	2	-24.577	2	11.07	2	0	4	.001	2	0	2
11822			min	-48.435	5	-1011.184	5	-10.433	4	0	3	-.001	1	-.002	5
11823		12	max	4.022	2	-24.577	2	11.07	2	0	4	.001	2	.001	8
11824			min	-48.435	5	-1011.184	5	-10.433	4	0	3	-.001	1	0	1
11825		13	max	4.022	2	-24.577	2	11.07	2	0	4	.001	2	.005	5
11826			min	-48.435	5	-1011.184	5	-10.433	4	0	3	-.001	1	0	2
11827		14	max	4.022	2	-24.577	2	11.07	2	0	4	.001	2	.008	5
11828			min	-48.435	5	-1011.184	5	-10.433	4	0	3	-.001	1	.001	2
11829		15	max	4.022	2	-24.577	2	11.07	2	0	4	.001	2	.011	5
11830			min	-48.435	5	-1011.184	5	-10.433	4	0	3	-.001	1	.001	2
11831		16	max	4.022	2	-24.577	2	11.07	2	0	4	.001	2	.015	5
11832			min	-48.435	5	-1011.184	5	-10.433	4	0	3	-.001	1	.001	2
11833		17	max	4.022	2	-24.577	2	11.07	2	0	4	.001	2	.018	5
11834			min	-48.435	5	-1011.184	5	-10.433	4	0	3	-.001	1	.001	2
11835		18	max	4.022	2	-24.577	2	11.07	2	0	4	.001	2	.021	5
11836			min	-48.435	5	-1011.184	5	-10.433	4	0	3	-.001	1	.001	2
11837		19	max	4.022	2	-24.577	2	11.07	2	0	4	.001	2	.024	5
11838			min	-48.435	5	-1011.184	5	-10.433	4	0	3	-.001	1	.001	2
11839		20	max	4.022	2	-24.577	2	11.07	2	0	4	.001	2	.028	5
11840			min	-48.435	5	-1011.184	5	-10.433	4	0	3	-.001	1	.001	2
11841	M309A	1	max	659.372	2	27.764	6	2.542	1	0	1	.002	2	.012	6
11842			min	-1220.758	1	1.068	1	-2.541	2	0	2	-.002	1	.002	1
11843		2	max	659.219	2	27.467	6	2.389	1	0	1	.002	2	.011	6
11844			min	-1220.605	1	1.01	1	-2.388	2	0	2	-.002	1	.002	1
11845		3	max	659.067	2	27.17	6	2.237	1	0	1	.002	2	.01	6
11846			min	-1220.453	1	.952	1	-2.236	2	0	2	-.002	1	.002	1
11847		4	max	658.914	2	26.873	6	2.084	1	0	1	.002	2	.009	6
11848			min	-1220.3	1	.895	1	-2.083	2	0	2	-.002	1	.002	1
11849		5	max	658.762	2	26.576	6	1.932	1	0	1	.001	2	.008	6
11850			min	-1220.147	1	.837	1	-1.93	2	0	2	-.001	1	.002	1
11851		6	max	658.609	2	26.278	6	1.779	1	0	1	.001	2	.007	6
11852			min	-1219.995	1	.779	1	-1.778	2	0	2	-.001	1	.002	1
11853		7	max	658.456	2	25.981	6	1.627	1	0	1	.001	2	.006	6
11854			min	-1219.842	1	.721	1	-1.625	2	0	2	-.001	1	.002	1
11855		8	max	658.304	2	25.684	6	1.474	1	0	1	.001	2	.005	5
11856			min	-1219.69	1	.663	1	-1.473	2	0	2	-.001	1	.002	2
11857		9	max	658.151	2	25.387	6	1.321	1	0	1	.001	2	.004	5
11858			min	-1219.537	1	.605	1	-1.32	2	0	2	-.001	1	.001	2
11859		10	max	657.999	2	25.09	6	1.169	1	0	1	.001	2	.004	5
11860			min	-1219.385	1	.547	1	-1.168	2	0	2	-.001	1	0	2
11861		11	max	657.846	2	24.793	6	1.016	1	0	1	.001	2	.003	5
11862			min	-1219.232	1	.489	1	-1.015	2	0	2	-.001	1	0	2
11863		12	max	657.694	2	24.496	6	.864	1	0	1	.001	2	.002	5
11864			min	-1219.08	1	.431	1	-.862	2	0	2	-.001	1	0	2
11865		13	max	657.541	2	24.198	6	.711	1	0	1	.001	2	.002	1
11866			min	-1218.927	1	.374	1	-.71	2	0	2	-.001	1	-.001	2
11867		14	max	657.388	2	23.901	6	.559	1	0	1	.001	2	.002	1
11868			min	-1218.774	1	.316	1	-.557	2	0	2	-.001	1	-.002	2
11869		15	max	657.236	2	23.604	6	.406	1	0	1	.001	2	.002	1
11870			min	-1218.622	1	.258	1	-.405	2	0	2	-.001	1	-.002	2
11871		16	max	657.083	2	23.307	6	.253	1	0	1	.001	2	.002	1
11872			min	-1218.469	1	.2	1	-.252	2	0	2	-.001	1	-.003	2

Envelope Member Section Forces (Continued)

	Member	Sec		Axial[lb]	LC	y Shear[lb]	LC	z Shear[lb]	LC	Torque[k-...	LC	y-y Mome...	LC	z-z Mome...	LC
11873		17	max	656.931	2	23.01	6	.233	7	0	1	.001	2	.002	1
11874			min	-1218.317	1	.142	1	-.3	8	0	2	-.001	1	-.004	2
11875		18	max	656.778	2	22.713	6	.317	7	0	1	.001	2	.002	1
11876			min	-1218.164	1	.084	1	-.384	8	0	2	-.001	1	-.004	2
11877		19	max	656.626	2	22.416	6	.401	7	0	1	.001	2	.002	1
11878			min	-1218.012	1	.026	1	-.468	8	0	2	-.001	1	-.005	2
11879		20	max	656.473	2	22.119	6	.485	7	0	1	.001	2	.002	1
11880			min	-1217.859	1	-.032	1	-.551	8	0	2	-.001	1	-.006	6
11881	M310A	1	max	660.457	2	23.429	6	2.167	1	0	1	.001	2	.009	6
11882			min	-1196.813	1	-.757	1	-2.206	2	0	2	-.001	1	.002	1
11883		2	max	660.318	2	23.158	6	2.027	1	0	1	0	2	.009	6
11884			min	-1196.673	1	-.809	1	-2.067	2	0	2	0	1	.002	1
11885		3	max	660.179	2	22.887	6	1.888	1	0	1	0	2	.008	6
11886			min	-1196.534	1	-.862	1	-1.928	2	0	2	0	1	.002	1
11887		4	max	660.039	2	22.616	6	1.749	1	0	1	0	2	.007	6
11888			min	-1196.395	1	-.915	1	-1.789	2	0	2	0	1	.002	1
11889		5	max	659.9	2	22.345	6	1.61	1	0	1	0	2	.006	6
11890			min	-1196.256	1	-.968	1	-1.65	2	0	2	0	1	.002	1
11891		6	max	659.761	2	22.074	6	1.471	1	0	1	0	2	.006	5
11892			min	-1196.117	1	-1.021	1	-1.51	2	0	2	0	1	.002	9
11893		7	max	659.622	2	21.803	6	1.331	1	0	1	0	2	.005	5
11894			min	-1195.978	1	-1.073	1	-1.371	2	0	2	0	1	.001	2
11895		8	max	659.483	2	21.532	6	1.192	1	0	1	0	2	.004	5
11896			min	-1195.838	1	-1.126	1	-1.232	2	0	2	0	1	0	2
11897		9	max	659.343	2	21.261	6	1.053	1	0	1	0	2	.004	5
11898			min	-1195.699	1	-1.179	1	-1.093	2	0	2	0	1	0	2
11899		10	max	659.204	2	20.989	6	.914	1	0	1	0	2	.003	5
11900			min	-1195.56	1	-1.232	1	-.954	2	0	2	0	1	0	2
11901		11	max	659.065	2	20.718	6	.775	1	0	1	0	2	.003	5
11902			min	-1195.421	1	-1.285	1	-.814	2	0	2	0	1	0	2
11903		12	max	658.926	2	20.447	6	.636	1	0	1	0	2	.002	1
11904			min	-1195.282	1	-1.338	1	-.675	2	0	2	0	1	-.001	2
11905		13	max	658.787	2	20.176	6	.496	1	0	1	0	2	.002	1
11906			min	-1195.142	1	-1.39	1	-.536	2	0	2	0	1	-.002	2
11907		14	max	658.647	2	19.905	6	.357	1	0	1	0	2	.002	1
11908			min	-1195.003	1	-1.443	1	-.397	2	0	2	0	1	-.002	2
11909		15	max	658.508	2	19.634	6	.218	1	0	1	0	2	.002	1
11910			min	-1194.864	1	-1.496	1	-.258	2	0	2	0	1	-.003	2
11911		16	max	658.369	2	19.363	6	.165	7	0	1	0	2	.003	1
11912			min	-1194.725	1	-1.549	1	-.268	8	0	2	0	1	-.003	2
11913		17	max	658.23	2	19.092	6	.241	7	0	1	0	2	.003	1
11914			min	-1194.586	1	-1.602	1	-.345	8	0	2	0	1	-.004	2
11915		18	max	658.091	2	18.821	6	.318	7	0	1	0	2	.003	1
11916			min	-1194.446	1	-1.654	1	-.421	8	0	2	0	1	-.004	2
11917		19	max	657.952	2	18.55	6	.396	3	0	1	0	2	.003	1
11918			min	-1194.307	1	-1.707	1	-.498	8	0	2	0	1	-.005	2
11919		20	max	657.812	2	18.278	6	.535	3	0	1	0	2	.003	1
11920			min	-1194.168	1	-1.76	1	-.574	8	0	2	0	1	-.005	2
11921	M311A	1	max	1.037	4	2.019	5	1.037	1	0	11	0	3	0	8
11922			min	-1.037	3	.393	2	-1.037	2	0	1	0	1	0	1
11923		2	max	.836	4	1.629	5	.836	1	0	11	0	3	0	8
11924			min	-.836	3	.317	2	-.836	2	0	1	0	1	0	1

Envelope Member Section Forces (Continued)

	Member	Sec		Axial[lb]	LC	y Shear[lb]	LC	z Shear[lb]	LC	Torque[k-...	LC	y-y Mome...	LC	z-z Mome...	LC
11925		3	max	.636	4	1.238	5	.636	1	0	11	0	3	0	8
11926			min	-.636	3	.241	2	-.636	2	0	1	0	1	0	1
11927		4	max	.435	4	.848	5	.435	1	0	11	0	4	0	10
11928			min	-.435	3	.165	2	-.435	2	0	1	0	2	0	5
11929		5	max	.235	4	.458	5	.235	1	0	11	0	4	0	10
11930			min	-.235	3	.089	2	-.235	2	0	1	0	2	0	5
11931		6	max	.035	4	.067	5	.035	1	0	11	0	4	0	10
11932			min	-.035	3	.013	2	-.035	2	0	1	0	2	0	5
11933		7	max	.166	1	-.063	1	.166	3	0	11	0	4	0	10
11934			min	-.166	2	-.323	6	-.166	4	0	1	0	2	0	5
11935		8	max	.366	1	-.139	1	.366	3	0	11	0	4	0	10
11936			min	-.366	2	-.713	6	-.366	4	0	1	0	2	0	5
11937		9	max	.567	1	-.215	1	.567	3	0	11	0	4	0	10
11938			min	-.567	2	-1.103	6	-.567	4	0	1	0	2	0	5
11939		10	max	.767	1	-.291	1	.767	3	0	11	0	3	0	8
11940			min	-.767	2	-1.494	6	-.767	4	0	1	0	1	0	1
11941		11	max	.967	1	-.367	1	.967	3	0	11	0	3	0	8
11942			min	-.967	2	-1.884	6	-.967	4	0	1	0	1	0	1
11943		12	max	.736	4	1.433	5	.736	4	0	11	0	3	0	8
11944			min	-.736	3	.279	2	-.736	2	0	1	0	1	0	1
11945		13	max	.536	4	1.043	5	.536	4	0	11	0	3	0	8
11946			min	-.536	3	.203	2	-.536	2	0	1	0	1	0	1
11947		14	max	.335	4	.653	5	.335	4	0	11	0	4	0	10
11948			min	-.335	3	.127	2	-.335	2	0	1	0	2	0	5
11949		15	max	.135	4	.263	5	.135	4	0	11	0	4	0	10
11950			min	-.135	3	.051	2	-.135	2	0	1	0	2	0	5
11951		16	max	.066	1	-.025	1	.066	3	0	11	0	4	0	10
11952			min	-.066	2	-.128	6	-.066	1	0	1	0	2	0	5
11953		17	max	.266	1	-.101	1	.266	3	0	11	0	4	0	10
11954			min	-.266	2	-.518	6	-.266	1	0	1	0	2	0	5
11955		18	max	.466	1	-.177	1	.466	3	0	11	0	4	0	10
11956			min	-.466	2	-.908	6	-.466	1	0	1	0	2	0	5
11957		19	max	.667	1	-.253	1	.667	3	0	11	0	3	0	8
11958			min	-.667	2	-1.299	6	-.667	1	0	1	0	1	0	1
11959		20	max	.867	1	-.329	1	.867	3	0	11	0	3	0	8
11960			min	-.867	2	-1.689	6	-.867	1	0	1	0	1	0	1
11961	M312A	1	max	3.361	8	2.44	3	2.44	4	0	11	0	3	0	3
11962			min	.655	1	-2.44	2	-2.44	2	0	1	0	1	0	2
11963		2	max	3.007	8	2.184	3	2.184	4	0	11	0	3	0	3
11964			min	.586	1	-2.184	2	-2.184	2	0	1	0	1	0	2
11965		3	max	2.653	8	1.927	3	1.927	4	0	11	0	3	0	3
11966			min	.517	1	-1.927	2	-1.927	2	0	1	0	1	0	2
11967		4	max	2.3	8	1.67	3	1.67	4	0	11	0	3	0	3
11968			min	.448	1	-1.67	2	-1.67	2	0	1	0	1	0	2
11969		5	max	1.946	8	1.413	3	1.413	4	0	11	0	3	0	3
11970			min	.379	1	-1.413	2	-1.413	2	0	1	0	1	0	2
11971		6	max	1.592	8	1.156	3	1.156	4	0	11	0	4	0	4
11972			min	.31	1	-1.156	2	-1.156	2	0	1	0	2	0	1
11973		7	max	1.238	8	.899	3	.899	4	0	11	0	4	0	4
11974			min	.241	1	-.899	2	-.899	2	0	1	0	2	0	1
11975		8	max	.884	8	.642	3	.642	4	0	11	0	4	0	4
11976			min	.172	1	-.642	2	-.642	2	0	1	0	2	0	1

Envelope Member Section Forces (Continued)

	Member	Sec		Axial[lb]	LC	y Shear[lb]	LC	z Shear[lb]	LC	Torque[k-...	LC	y-y Mome...	LC	z-z Mome...	LC
11977		9	max	.531	8	.385	3	.385	4	0	11	0	4	0	4
11978			min	.103	1	-.385	2	-.385	2	0	1	0	2	0	1
11979		10	max	.177	8	.128	3	.128	4	0	11	0	4	0	4
11980			min	.034	1	-.128	2	-.128	2	0	1	0	2	0	1
11981		11	max	-.034	2	.128	4	.128	3	0	11	0	4	0	4
11982			min	-.177	5	-.128	1	-.128	1	0	1	0	2	0	1
11983		12	max	-.103	2	.385	4	.385	3	0	11	0	4	0	4
11984			min	-.531	5	-.385	1	-.385	1	0	1	0	2	0	1
11985		13	max	-.172	2	.642	4	.642	3	0	11	0	4	0	4
11986			min	-.884	5	-.642	1	-.642	1	0	1	0	2	0	1
11987		14	max	-.241	2	.899	4	.899	3	0	11	0	4	0	4
11988			min	-1.238	5	-.899	1	-.899	1	0	1	0	2	0	1
11989		15	max	-.31	2	1.156	4	1.156	3	0	11	0	4	0	4
11990			min	-1.592	5	-1.156	1	-1.156	1	0	1	0	2	0	1
11991		16	max	-.379	2	1.413	4	1.413	3	0	11	0	3	0	3
11992			min	-1.946	5	-1.413	1	-1.413	1	0	1	0	1	0	2
11993		17	max	-.448	2	1.67	4	1.67	3	0	11	0	3	0	3
11994			min	-2.3	5	-1.67	1	-1.67	1	0	1	0	1	0	2
11995		18	max	-.517	2	1.927	4	1.927	3	0	11	0	3	0	3
11996			min	-2.653	5	-1.927	1	-1.927	1	0	1	0	1	0	2
11997		19	max	-.586	2	2.184	4	2.184	3	0	11	0	3	0	3
11998			min	-3.007	5	-2.184	1	-2.184	1	0	1	0	1	0	2
11999		20	max	-.655	2	2.44	4	2.44	3	0	11	0	3	0	3
12000			min	-3.361	5	-2.44	1	-2.44	1	0	1	0	1	0	2
12001	M313A	1	max	-42.09	1	11.401	6	4.206	1	0	1	.001	2	.006	6
12002			min	-682.71	6	-.656	1	-4.2	2	0	2	-.001	1	.001	1
12003		2	max	-41.845	1	11.001	6	3.942	1	0	1	.001	2	.005	6
12004			min	-682.515	6	-.526	1	-3.936	2	0	2	-.001	1	.001	1
12005		3	max	-41.6	1	10.601	6	3.677	1	0	1	.001	2	.005	6
12006			min	-682.32	6	-.397	1	-3.671	2	0	2	-.001	1	.001	1
12007		4	max	-41.355	1	10.201	6	3.412	1	0	1	0	2	.004	6
12008			min	-682.125	6	-.268	1	-3.406	2	0	2	0	1	.002	10
12009		5	max	-41.111	1	9.801	6	3.148	1	0	1	0	2	.004	5
12010			min	-681.93	6	-.138	1	-3.142	2	0	2	0	1	.001	2
12011		6	max	-40.866	1	9.401	6	2.883	1	0	1	0	2	.003	5
12012			min	-681.735	6	-.009	1	-2.877	2	0	2	0	1	.001	2
12013		7	max	-40.621	1	9.001	6	2.619	1	0	1	0	2	.003	5
12014			min	-681.54	6	.12	1	-2.613	2	0	2	0	1	0	2
12015		8	max	-40.376	1	8.601	6	2.354	1	0	1	0	2	.003	5
12016			min	-681.345	6	.25	1	-2.348	2	0	2	0	1	0	2
12017		9	max	-40.131	1	8.201	6	2.089	1	0	1	0	2	.002	5
12018			min	-681.15	6	.379	1	-2.084	2	0	2	0	1	0	2
12019		10	max	-39.886	1	7.801	6	1.825	1	0	1	0	8	.002	5
12020			min	-680.955	6	.509	1	-1.819	2	0	2	0	7	0	2
12021		11	max	-39.641	1	7.401	6	1.56	1	0	1	0	8	.002	5
12022			min	-680.76	6	.638	1	-1.554	2	0	2	0	7	0	2
12023		12	max	-39.396	1	7	6	1.296	1	0	1	0	4	.001	1
12024			min	-680.565	6	.767	1	-1.29	2	0	2	0	3	0	2
12025		13	max	-39.151	1	6.6	6	1.031	1	0	1	0	1	.001	1
12026			min	-680.37	6	.897	1	-1.025	2	0	2	0	2	0	2
12027		14	max	-38.906	1	6.2	6	.767	1	0	1	0	1	.001	1
12028			min	-680.175	6	1.026	1	-.761	2	0	2	0	2	0	2

Envelope Member Section Forces (Continued)

	Member	Sec		Axial[lb]	LC	y Shear[lb]	LC	z Shear[lb]	LC	Torque[k-...	LC	y-y Mome...	LC	z-z Mome...	LC
12029		15	max	-38.661	1	5.8	6	.502	1	0	1	0	1	.001	1
12030			min	-679.98	6	1.155	1	-.496	2	0	2	0	2	-.001	2
12031		16	max	-38.417	1	5.4	6	.353	7	0	1	0	1	.001	1
12032			min	-679.785	6	1.285	1	-.318	8	0	2	0	2	-.001	2
12033		17	max	-38.172	1	5.202	7	.498	7	0	1	0	1	.001	1
12034			min	-679.59	6	1.414	1	-.463	8	0	2	0	2	-.002	2
12035		18	max	-37.927	1	5.008	7	.644	7	0	1	0	1	.001	1
12036			min	-679.395	6	1.544	1	-.609	8	0	2	0	2	-.002	2
12037		19	max	-37.682	1	4.814	7	.846	3	0	1	0	1	0	1
12038			min	-679.2	6	1.673	1	-.834	4	0	2	0	2	-.002	2
12039		20	max	-37.437	1	4.619	7	1.111	3	0	1	0	1	0	1
12040			min	-679.005	6	1.802	1	-1.099	4	0	2	0	2	-.002	2
12041	M314A	1	max	552.436	6	1.381	1	.521	8	0	2	0	1	0	1
12042			min	29.14	1	-12.297	6	-.808	7	0	1	0	2	-.003	6
12043		2	max	552.139	6	1.165	1	.403	8	0	2	0	1	0	1
12044			min	29.082	1	-12.178	6	-.689	7	0	1	0	2	-.003	6
12045		3	max	551.841	6	.949	1	.458	2	0	2	0	1	0	1
12046			min	29.024	1	-12.06	6	-.57	7	0	1	0	2	-.003	6
12047		4	max	551.543	6	.733	1	.674	2	0	2	0	1	0	1
12048			min	28.966	1	-11.941	6	-.704	1	0	1	0	2	-.002	6
12049		5	max	551.246	6	.517	1	.89	2	0	2	0	1	0	1
12050			min	28.908	1	-11.822	6	-.921	1	0	1	0	2	-.002	6
12051		6	max	550.948	6	.301	1	1.106	2	0	2	0	1	0	1
12052			min	28.85	1	-11.703	6	-1.137	1	0	1	0	2	-.001	6
12053		7	max	550.65	6	.084	1	1.322	2	0	2	0	1	0	1
12054			min	28.792	1	-11.584	6	-1.353	1	0	1	0	2	0	6
12055		8	max	550.353	6	-.132	1	1.539	2	0	2	0	1	0	1
12056			min	28.734	1	-11.465	6	-1.569	1	0	1	0	2	0	7
12057		9	max	550.055	6	-.348	1	1.755	2	0	2	0	4	0	8
12058			min	28.676	1	-11.347	6	-1.785	1	0	1	0	3	0	9
12059		10	max	549.757	6	-.564	1	1.971	2	0	2	0	4	0	8
12060			min	28.618	1	-11.228	6	-2.001	1	0	1	0	3	0	3
12061		11	max	549.459	6	-.78	1	2.187	2	0	2	0	4	.001	6
12062			min	28.56	1	-11.109	6	-2.218	1	0	1	0	3	0	1
12063		12	max	549.162	6	-.996	1	2.403	2	0	2	0	4	.001	6
12064			min	28.502	1	-10.99	6	-2.434	1	0	1	0	3	0	1
12065		13	max	548.864	6	-1.213	1	2.619	2	0	2	0	4	.002	6
12066			min	28.444	1	-10.871	6	-2.65	1	0	1	0	7	0	1
12067		14	max	548.566	6	-1.429	1	2.836	2	0	2	0	2	.002	6
12068			min	28.386	1	-10.753	6	-2.866	1	0	1	0	1	0	1
12069		15	max	548.269	6	-1.645	1	3.052	2	0	2	0	2	.003	6
12070			min	28.328	1	-10.634	6	-3.082	1	0	1	0	1	0	1
12071		16	max	547.971	6	-1.861	1	3.268	2	0	2	0	2	.003	6
12072			min	28.27	1	-10.515	6	-3.298	1	0	1	0	1	0	1
12073		17	max	547.673	6	-2.077	1	3.484	2	0	2	0	2	.003	6
12074			min	28.212	1	-10.396	6	-3.515	1	0	1	0	1	0	1
12075		18	max	547.376	6	-2.293	1	3.7	2	0	2	0	2	.004	6
12076			min	28.154	1	-10.396	7	-3.731	1	0	1	0	1	0	1
12077		19	max	547.078	6	-2.51	1	3.916	2	0	2	0	2	.004	6
12078			min	28.096	1	-10.515	7	-3.947	1	0	1	0	1	0	1
12079		20	max	546.78	6	-2.726	1	4.132	2	0	2	0	2	.005	6
12080			min	28.038	1	-10.634	7	-4.163	1	0	1	0	1	0	1

Envelope Member Section Forces (Continued)

	Member	Sec		Axial[lb]	LC	y Shear[lb]	LC	z Shear[lb]	LC	Torque[k-...	LC	y-y Mome...	LC	z-z Mome...	LC
12081	M315A	1	max	-31.835	1	-.548	4	.903	3	0	1	0	2	.001	1
12082			min	-785.877	6	-1.588	7	-.855	4	0	2	0	1	-.001	2
12083		2	max	-32.051	1	-.754	4	.729	7	0	1	0	2	.001	1
12084			min	-786.032	6	-1.775	7	-.637	8	0	2	0	1	-.001	2
12085		3	max	-32.267	1	-.852	1	.604	7	0	1	0	2	.001	1
12086			min	-786.188	6	-1.962	7	-.512	8	0	2	0	1	-.001	2
12087		4	max	-32.483	1	-.752	1	.479	7	0	1	0	2	.001	1
12088			min	-786.343	6	-2.149	7	-.388	8	0	2	0	1	-.001	2
12089		5	max	-32.699	1	-.651	1	.354	7	0	1	0	2	.001	1
12090			min	-786.498	6	-2.336	7	-.339	2	0	2	0	1	-.001	2
12091		6	max	-32.915	1	-.551	1	.561	1	0	1	0	2	.002	1
12092			min	-786.653	6	-2.523	7	-.567	2	0	2	0	1	-.001	2
12093		7	max	-33.131	1	-.451	1	.788	1	0	1	0	2	.002	1
12094			min	-786.808	6	-2.8	6	-.794	2	0	2	0	1	0	2
12095		8	max	-33.347	1	-.35	1	1.016	1	0	1	0	2	.002	1
12096			min	-786.963	6	-3.155	6	-1.021	2	0	2	0	1	0	2
12097		9	max	-33.563	1	-.25	1	1.243	1	0	1	0	2	.002	1
12098			min	-787.118	6	-3.51	6	-1.248	2	0	2	0	1	0	2
12099		10	max	-33.779	1	-.15	1	1.47	1	0	1	0	2	.002	1
12100			min	-787.273	6	-3.866	6	-1.476	2	0	2	0	1	0	2
12101		11	max	-33.995	1	-.049	1	1.697	1	0	1	0	2	.002	5
12102			min	-787.428	6	-4.221	6	-1.703	2	0	2	0	1	0	2
12103		12	max	-34.211	1	.051	1	1.924	1	0	1	0	2	.002	5
12104			min	-787.583	6	-4.576	6	-1.93	2	0	2	0	1	0	2
12105		13	max	-34.427	1	.151	1	2.152	1	0	1	0	2	.002	5
12106			min	-787.738	6	-4.931	6	-2.157	2	0	2	0	1	0	2
12107		14	max	-34.643	1	.252	1	2.379	1	0	1	0	2	.002	5
12108			min	-787.893	6	-5.287	6	-2.384	2	0	2	0	1	0	2
12109		15	max	-34.86	1	.352	1	2.606	1	0	1	0	7	.002	5
12110			min	-788.048	6	-5.642	6	-2.612	2	0	2	0	5	0	2
12111		16	max	-35.076	1	.452	1	2.833	1	0	1	0	1	.003	5
12112			min	-788.203	6	-5.997	6	-2.839	2	0	2	0	2	0	2
12113		17	max	-35.292	1	.553	1	3.061	1	0	1	0	1	.003	5
12114			min	-788.359	6	-6.353	6	-3.066	2	0	2	0	2	0	2
12115		18	max	-35.508	1	.653	1	3.288	1	0	1	0	1	.003	5
12116			min	-788.514	6	-6.708	6	-3.293	2	0	2	0	2	0	2
12117		19	max	-35.724	1	.753	1	3.515	1	0	1	0	1	.003	5
12118			min	-788.669	6	-7.063	6	-3.521	2	0	2	0	2	0	2
12119		20	max	-35.94	1	.854	1	3.742	1	0	1	0	1	.003	5
12120			min	-788.824	6	-7.418	6	-3.748	2	0	2	0	2	0	2
12121	M316A	1	max	608.889	6	1.21	1	1.259	4	0	2	0	4	0	1
12122			min	22.814	1	-15.562	6	-1.412	3	0	1	0	2	-.004	6
12123		2	max	608.653	6	1.052	1	1.102	4	0	2	0	4	0	1
12124			min	22.772	1	-15.467	6	-1.255	3	0	1	0	2	-.003	6
12125		3	max	608.417	6	.895	1	.945	4	0	2	0	4	0	1
12126			min	22.73	1	-15.373	6	-1.098	3	0	1	0	3	-.003	6
12127		4	max	608.181	6	.738	1	.787	4	0	2	0	4	0	1
12128			min	22.688	1	-15.278	6	-.941	3	0	1	0	3	-.002	6
12129		5	max	607.945	6	.581	1	.63	4	0	2	0	4	0	1
12130			min	22.645	1	-15.183	6	-.784	3	0	1	0	3	-.002	6
12131		6	max	607.709	6	.424	1	.473	4	0	2	0	4	0	1
12132			min	22.603	1	-15.089	6	-.626	3	0	1	0	3	-.001	6

Envelope Member Section Forces (Continued)

	Member	Sec		Axial[lb]	LC	y Shear[lb]	LC	z Shear[lb]	LC	Torque[k-...	LC	y-y Mome...	LC	z-z Mome...	LC
12133		7	max	607.473	6	.267	1	.316	4	0	2	0	4	0	1
12134			min	22.561	1	-14.994	6	-.469	3	0	1	0	3	0	6
12135		8	max	607.237	6	.11	1	.159	4	0	2	0	4	0	1
12136			min	22.519	1	-14.899	6	-.347	7	0	1	0	3	0	6
12137		9	max	607.001	6	-.048	1	.168	2	0	2	0	4	0	1
12138			min	22.477	1	-14.805	6	-.259	1	0	1	0	3	0	2
12139		10	max	606.765	6	-.205	1	.325	2	0	2	0	4	0	8
12140			min	22.435	1	-14.71	6	-.416	1	0	1	0	3	0	3
12141		11	max	606.528	6	-.362	1	.482	2	0	2	0	4	0	6
12142			min	22.393	1	-14.615	6	-.573	1	0	1	0	3	0	1
12143		12	max	606.292	6	-.519	1	.64	2	0	2	0	4	.001	6
12144			min	22.35	1	-14.521	6	-.73	1	0	1	0	3	0	1
12145		13	max	606.056	6	-.676	1	.797	2	0	2	0	4	.002	6
12146			min	22.308	1	-14.426	6	-.887	1	0	1	0	3	0	1
12147		14	max	605.82	6	-.833	1	.954	2	0	2	0	4	.002	6
12148			min	22.266	1	-14.331	6	-1.044	1	0	1	0	3	0	1
12149		15	max	605.584	6	-.991	1	1.111	2	0	2	0	4	.003	6
12150			min	22.224	1	-14.237	6	-1.202	1	0	1	0	3	0	1
12151		16	max	605.348	6	-1.148	1	1.268	2	0	2	0	4	.003	6
12152			min	22.182	1	-14.142	6	-1.359	1	0	1	0	3	0	1
12153		17	max	605.112	6	-1.305	1	1.425	2	0	2	0	4	.004	6
12154			min	22.14	1	-14.047	6	-1.516	1	0	1	0	3	0	1
12155		18	max	604.876	6	-1.462	1	1.582	2	0	2	0	4	.004	6
12156			min	22.098	1	-13.953	6	-1.673	1	0	1	0	3	0	1
12157		19	max	604.64	6	-1.619	1	1.74	2	0	2	0	4	.004	6
12158			min	22.055	1	-13.858	6	-1.83	1	0	1	0	5	0	1
12159		20	max	604.404	6	-1.776	1	1.897	2	0	2	0	2	.005	6
12160			min	22.013	1	-13.763	6	-1.987	1	0	1	0	1	0	1
12161	M317	1	max	-20.19	1	.327	8	1.486	3	0	4	0	2	.001	1
12162			min	-850.108	6	-.584	2	-1.459	1	0	3	0	1	-.001	2
12163		2	max	-20.349	1	.04	8	1.32	3	0	4	0	2	.001	1
12164			min	-850.229	6	-.734	2	-1.293	1	0	3	0	1	-.001	2
12165		3	max	-20.509	1	-.054	1	1.153	3	0	4	0	2	.001	1
12166			min	-850.349	6	-.883	2	-1.126	1	0	3	0	1	0	2
12167		4	max	-20.668	1	.017	1	.987	3	0	4	0	2	.001	1
12168			min	-850.469	6	-1.033	2	-.96	1	0	3	0	1	0	2
12169		5	max	-20.827	1	.088	1	.821	3	0	4	0	2	.001	1
12170			min	-850.589	6	-1.182	2	-.794	1	0	3	0	1	0	2
12171		6	max	-20.987	1	.159	1	.655	3	0	4	0	2	.001	1
12172			min	-850.709	6	-1.332	2	-.628	1	0	3	0	1	0	2
12173		7	max	-21.146	1	.229	1	.488	3	0	4	0	2	.001	1
12174			min	-850.829	6	-1.481	2	-.461	1	0	3	0	1	0	2
12175		8	max	-21.306	1	.3	1	.322	3	0	4	0	2	.001	1
12176			min	-850.949	6	-1.698	6	-.295	1	0	3	0	1	0	2
12177		9	max	-21.465	1	.371	1	.181	7	0	4	0	2	.001	1
12178			min	-851.069	6	-1.985	6	-.129	1	0	3	0	1	0	2
12179		10	max	-21.624	1	.441	1	.081	7	0	4	0	2	.001	1
12180			min	-851.189	6	-2.272	6	-.032	2	0	3	0	1	0	2
12181		11	max	-21.784	1	.512	1	.215	4	0	4	0	2	.001	1
12182			min	-851.309	6	-2.559	6	-.198	2	0	3	0	1	0	2
12183		12	max	-21.943	1	.583	1	.381	4	0	4	0	2	.001	5
12184			min	-851.429	6	-2.847	6	-.365	2	0	3	0	1	0	2

Envelope Member Section Forces (Continued)

	Member	Sec		Axial[lb]	LC	y Shear[lb]	LC	z Shear[lb]	LC	Torque[k-...	LC	y-y Mome...	LC	z-z Mome...	LC
12185		13	max	-22.103	1	.654	1	.547	4	0	4	0	2	.001	5
12186			min	-851.549	6	-3.134	6	-.531	2	0	3	0	1	0	2
12187		14	max	-22.262	1	.724	1	.714	4	0	4	0	2	.001	5
12188			min	-851.669	6	-3.421	6	-.697	2	0	3	0	1	0	2
12189		15	max	-22.422	1	.795	1	.88	4	0	4	0	2	.002	5
12190			min	-851.789	6	-3.708	6	-.864	2	0	3	0	1	0	2
12191		16	max	-22.581	1	.866	1	1.046	4	0	4	0	2	.002	5
12192			min	-851.909	6	-3.995	6	-1.03	2	0	3	0	1	0	2
12193		17	max	-22.74	1	.936	1	1.213	4	0	4	0	2	.002	5
12194			min	-852.029	6	-4.282	6	-1.196	2	0	3	0	1	0	2
12195		18	max	-22.9	1	1.007	1	1.379	4	0	4	0	2	.002	5
12196			min	-852.149	6	-4.569	6	-1.362	2	0	3	0	1	0	2
12197		19	max	-23.059	1	1.078	1	1.545	4	0	4	0	2	.002	5
12198			min	-852.269	6	-4.856	6	-1.529	2	0	3	0	1	0	2
12199		20	max	-23.219	1	1.149	1	1.711	4	0	4	0	2	.002	5
12200			min	-852.389	6	-5.143	6	-1.695	2	0	3	0	1	0	2
12201	M318	1	max	656.918	6	.454	1	5.358	1	0	2	0	2	0	1
12202			min	28.124	1	-29.526	6	-5.622	2	0	1	0	1	-.006	6
12203		2	max	656.723	6	.324	1	5.228	1	0	2	0	2	0	1
12204			min	28.089	1	-29.448	6	-5.492	2	0	1	0	1	-.006	6
12205		3	max	656.528	6	.195	1	5.098	1	0	2	0	2	0	1
12206			min	28.054	1	-29.37	6	-5.362	2	0	1	0	1	-.005	6
12207		4	max	656.333	6	.065	1	4.969	1	0	2	0	2	0	1
12208			min	28.019	1	-29.291	6	-5.233	2	0	1	0	1	-.004	6
12209		5	max	656.138	6	-.065	1	4.839	1	0	2	0	2	0	1
12210			min	27.985	1	-29.213	6	-5.103	2	0	1	0	1	-.003	6
12211		6	max	655.943	6	-.195	1	4.709	1	0	2	0	2	0	1
12212			min	27.95	1	-29.135	6	-4.973	2	0	1	0	1	-.003	6
12213		7	max	655.747	6	-.325	1	4.579	1	0	2	0	4	0	1
12214			min	27.915	1	-29.057	6	-4.843	2	0	1	0	7	-.002	6
12215		8	max	655.552	6	-.455	1	4.449	1	0	2	0	4	0	1
12216			min	27.88	1	-28.979	6	-4.713	2	0	1	0	3	-.001	6
12217		9	max	655.357	6	-.585	1	4.319	1	0	2	0	4	0	1
12218			min	27.845	1	-28.9	6	-4.583	2	0	1	0	3	0	6
12219		10	max	655.162	6	-.714	1	4.19	1	0	2	0	4	0	8
12220			min	27.811	1	-28.822	6	-4.454	2	0	1	0	3	0	3
12221		11	max	654.967	6	-.844	1	4.06	1	0	2	0	4	.001	6
12222			min	27.776	1	-28.744	6	-4.324	2	0	1	0	3	0	1
12223		12	max	654.772	6	-.974	1	3.93	1	0	2	0	4	.002	6
12224			min	27.741	1	-28.666	6	-4.194	2	0	1	0	3	0	1
12225		13	max	654.577	6	-1.104	1	3.8	1	0	2	0	4	.003	6
12226			min	27.706	1	-28.587	6	-4.064	2	0	1	0	3	0	1
12227		14	max	654.382	6	-1.234	1	3.67	1	0	2	0	4	.003	6
12228			min	27.671	1	-28.509	6	-3.934	2	0	1	0	3	0	1
12229		15	max	654.187	6	-1.364	1	3.54	1	0	2	0	4	.004	6
12230			min	27.636	1	-28.431	6	-3.804	2	0	1	0	3	0	1
12231		16	max	653.992	6	-1.493	1	3.41	1	0	2	0	4	.005	6
12232			min	27.602	1	-28.353	6	-3.674	2	0	1	0	3	0	1
12233		17	max	653.797	6	-1.623	1	3.281	1	0	2	0	4	.006	6
12234			min	27.567	1	-28.275	6	-3.545	2	0	1	-.001	3	0	1
12235		18	max	653.602	6	-1.753	1	3.151	1	0	2	.001	4	.006	6
12236			min	27.532	1	-28.196	6	-3.415	2	0	1	-.001	2	0	1

Envelope Member Section Forces (Continued)

	Member	Sec		Axial[lb]	LC	y Shear[lb]	LC	z Shear[lb]	LC	Torque[k-...	LC	y-y Mome...	LC	z-z Mome...	LC
12237		19	max	653.407	6	-1.883	1	3.021	1	0	2	.001	4	.007	6
12238			min	27.497	1	-28.118	6	-3.285	2	0	1	-.001	2	0	1
12239		20	max	653.211	6	-2.013	1	2.891	1	0	2	.001	4	.008	6
12240			min	27.462	1	-28.04	6	-3.155	2	0	1	-.001	2	0	1
12241	M319	1	max	-58.886	1	2.91	5	3.092	2	0	4	0	1	.002	1
12242			min	-905.181	6	-.813	2	-3.047	1	0	3	0	2	-.001	2
12243		2	max	-58.999	1	2.786	5	2.973	2	0	4	0	1	.002	1
12244			min	-905.274	6	-.919	2	-2.929	1	0	3	0	2	0	2
12245		3	max	-59.113	1	2.662	5	2.855	2	0	4	0	1	.002	1
12246			min	-905.367	6	-1.025	2	-2.811	1	0	3	0	6	0	2
12247		4	max	-59.227	1	2.538	5	2.737	2	0	4	0	3	.002	1
12248			min	-905.46	6	-1.131	2	-2.692	1	0	3	0	4	0	2
12249		5	max	-59.341	1	2.413	5	2.619	2	0	4	0	2	.002	1
12250			min	-905.553	6	-1.237	2	-2.574	1	0	3	0	4	0	2
12251		6	max	-59.455	1	2.417	1	2.501	2	0	4	0	2	.002	1
12252			min	-905.646	6	-1.342	2	-2.456	1	0	3	0	1	0	2
12253		7	max	-59.569	1	2.466	1	2.382	2	0	4	0	2	.002	1
12254			min	-905.739	6	-1.448	2	-2.338	1	0	3	0	1	0	2
12255		8	max	-59.683	1	2.515	1	2.264	2	0	4	0	2	.001	1
12256			min	-905.832	6	-1.554	2	-2.22	1	0	3	0	1	0	2
12257		9	max	-59.796	1	2.564	1	2.146	2	0	4	0	2	.001	1
12258			min	-905.924	6	-1.66	2	-2.101	1	0	3	0	1	0	2
12259		10	max	-59.91	1	2.614	1	2.028	2	0	4	0	2	.001	1
12260			min	-906.017	6	-1.766	2	-1.983	1	0	3	0	1	0	2
12261		11	max	-60.024	1	2.663	1	1.909	2	0	4	0	2	.001	1
12262			min	-906.11	6	-1.871	2	-1.865	1	0	3	0	1	0	2
12263		12	max	-60.138	1	2.712	1	1.791	2	0	4	0	2	.001	1
12264			min	-906.203	6	-1.977	2	-1.747	1	0	3	0	1	0	2
12265		13	max	-60.252	1	2.761	1	1.673	2	0	4	0	2	.001	1
12266			min	-906.296	6	-2.083	2	-1.628	1	0	3	0	1	0	2
12267		14	max	-60.366	1	2.81	1	1.555	2	0	4	0	2	0	1
12268			min	-906.389	6	-2.189	2	-1.51	1	0	3	0	1	0	2
12269		15	max	-60.48	1	2.86	1	1.436	2	0	4	0	2	0	1
12270			min	-906.482	6	-2.295	2	-1.392	1	0	3	0	1	0	2
12271		16	max	-60.593	1	2.909	1	1.318	2	0	4	0	2	0	5
12272			min	-906.575	6	-2.401	2	-1.274	1	0	3	0	1	0	2
12273		17	max	-60.707	1	2.958	1	1.2	2	0	4	0	2	0	5
12274			min	-906.668	6	-2.506	2	-1.155	1	0	3	0	1	0	2
12275		18	max	-60.821	1	3.007	1	1.082	2	0	4	0	2	0	5
12276			min	-906.761	6	-2.612	2	-1.037	1	0	3	0	1	0	2
12277		19	max	-60.935	1	3.056	1	.964	2	0	4	0	2	0	5
12278			min	-906.854	6	-2.718	2	-.919	1	0	3	0	1	0	2
12279		20	max	-61.049	1	3.106	1	.845	2	0	4	.001	2	0	5
12280			min	-906.947	6	-2.824	2	-.801	1	0	3	0	1	0	2
12281	M320	1	max	671.131	6	-10.649	1	8.258	1	0	2	.001	2	-.002	1
12282			min	-60.296	1	-35.191	8	-8.753	2	0	1	-.001	1	-.007	6
12283		2	max	670.978	6	-10.74	1	8.167	1	0	2	.001	2	-.002	1
12284			min	-60.321	1	-35.129	8	-8.662	2	0	1	-.001	1	-.006	6
12285		3	max	670.825	6	-10.832	1	8.075	1	0	2	0	2	-.002	9
12286			min	-60.346	1	-35.068	8	-8.57	2	0	1	0	1	-.005	6
12287		4	max	670.672	6	-10.924	1	7.983	1	0	2	0	2	-.002	9
12288			min	-60.37	1	-35.006	8	-8.478	2	0	1	0	1	-.005	6

Envelope Member Section Forces (Continued)

	Member	Sec		Axial[lb]	LC	y Shear[lb]	LC	z Shear[lb]	LC	Torque[k-...	LC	y-y Mome...	LC	z-z Mome...	LC
12289		5	max	670.519	6	-11.016	1	7.892	1	0	2	0	2	-.001	9
12290			min	-60.395	1	-34.944	8	-8.386	2	0	1	0	1	-.004	7
12291		6	max	670.366	6	-11.107	1	7.8	1	0	2	0	2	-.001	4
12292			min	-60.419	1	-34.882	8	-8.295	2	0	1	0	1	-.003	7
12293		7	max	670.213	6	-11.199	1	7.708	1	0	2	0	2	0	4
12294			min	-60.444	1	-34.821	8	-8.203	2	0	1	0	1	-.002	7
12295		8	max	670.06	6	-11.291	1	7.616	1	0	2	0	4	0	4
12296			min	-60.468	1	-34.759	8	-8.111	2	0	1	0	3	-.002	7
12297		9	max	669.907	6	-11.382	1	7.525	1	0	2	0	4	0	4
12298			min	-60.493	1	-34.697	8	-8.02	2	0	1	0	3	0	7
12299		10	max	669.754	6	-11.474	1	7.433	1	0	2	0	4	0	4
12300			min	-60.518	1	-34.636	8	-7.928	2	0	1	0	3	0	7
12301		11	max	669.601	6	-11.566	1	7.341	1	0	2	0	4	0	8
12302			min	-60.542	1	-34.574	8	-7.836	2	0	1	0	3	0	3
12303		12	max	669.448	6	-11.657	1	7.25	1	0	2	0	4	.001	8
12304			min	-60.567	1	-34.512	8	-7.745	2	0	1	0	3	0	3
12305		13	max	669.295	6	-11.749	1	7.158	1	0	2	0	4	.002	8
12306			min	-60.591	1	-34.451	8	-7.653	2	0	1	0	3	0	3
12307		14	max	669.142	6	-11.841	1	7.066	1	0	2	.001	4	.003	8
12308			min	-60.616	1	-34.389	8	-7.561	2	0	1	-.001	3	0	3
12309		15	max	668.989	6	-11.932	1	6.975	1	0	2	.001	4	.004	8
12310			min	-60.64	1	-34.327	8	-7.47	2	0	1	-.001	3	.001	3
12311		16	max	668.836	6	-12.024	1	6.883	1	0	2	.001	4	.004	8
12312			min	-60.665	1	-34.325	5	-7.378	2	0	1	-.001	3	.001	3
12313		17	max	668.683	6	-12.08	9	6.791	1	0	2	.001	4	.005	8
12314			min	-60.69	1	-34.387	5	-7.286	2	0	1	-.002	3	.002	3
12315		18	max	668.53	6	-12.089	9	6.7	1	0	2	.002	4	.006	8
12316			min	-60.714	1	-34.449	5	-7.195	2	0	1	-.002	3	.002	3
12317		19	max	668.377	6	-12.098	9	6.608	1	0	2	.002	4	.006	8
12318			min	-60.739	1	-34.51	5	-7.103	2	0	1	-.002	2	.002	3
12319		20	max	668.224	6	-12.107	9	6.516	1	0	2	.002	4	.007	8
12320			min	-60.763	1	-34.572	5	-7.011	2	0	1	-.002	2	.002	3
12321	M321	1	max	-23.406	2	7.024	2	4.566	2	0	4	0	1	.001	2
12322			min	-1500.309	5	-7.368	1	-4.393	1	0	3	0	2	0	1
12323		2	max	-23.352	2	6.937	2	4.468	2	0	4	0	1	.001	2
12324			min	-1500.485	5	-7.328	1	-4.295	1	0	3	0	2	0	1
12325		3	max	-23.297	2	6.85	2	4.37	2	0	4	0	1	0	2
12326			min	-1500.661	5	-7.289	1	-4.197	1	0	3	0	2	0	1
12327		4	max	-23.242	2	6.763	2	4.272	2	0	4	0	1	0	6
12328			min	-1500.837	5	-7.25	1	-4.099	1	0	3	0	2	0	1
12329		5	max	-23.188	2	6.676	2	4.174	2	0	4	0	1	0	6
12330			min	-1501.013	5	-7.21	1	-4.001	1	0	3	0	2	0	1
12331		6	max	-23.133	2	6.589	2	4.076	2	0	4	0	1	0	6
12332			min	-1501.188	5	-7.171	1	-3.903	1	0	3	0	2	0	1
12333		7	max	-23.078	2	6.502	2	3.978	2	0	4	0	3	0	5
12334			min	-1501.364	5	-7.132	1	-3.805	1	0	3	0	4	0	2
12335		8	max	-23.023	2	6.415	2	3.88	2	0	4	0	3	0	5
12336			min	-1501.54	5	-7.092	1	-3.707	1	0	3	0	4	0	2
12337		9	max	-22.969	2	6.328	2	3.782	2	0	4	0	3	0	5
12338			min	-1501.716	5	-7.053	1	-3.609	1	0	3	0	4	0	2
12339		10	max	-22.914	2	6.241	2	3.684	2	0	4	0	3	.001	5
12340			min	-1501.892	5	-7.013	1	-3.511	1	0	3	0	4	0	2

Envelope Member Section Forces (Continued)

	Member	Sec		Axial[lb]	LC	y Shear[lb]	LC	z Shear[lb]	LC	Torque[k-...	LC	y-y Mome...	LC	z-z Mome...	LC
12341		11	max	-22.859	2	6.153	2	3.586	2	0	4	0	2	.001	1
12342			min	-1502.067	5	-6.974	1	-3.413	1	0	3	0	4	0	2
12343		12	max	-22.804	2	6.066	2	3.488	2	0	4	0	2	.001	1
12344			min	-1502.243	5	-6.935	1	-3.315	1	0	3	0	4	0	2
12345		13	max	-22.75	2	5.979	2	3.39	2	0	4	0	2	.002	1
12346			min	-1502.419	5	-6.895	1	-3.217	1	0	3	0	4	0	2
12347		14	max	-22.695	2	5.892	2	3.292	2	0	4	0	2	.002	1
12348			min	-1502.595	5	-6.856	1	-3.119	1	0	3	0	4	0	2
12349		15	max	-22.64	2	5.805	2	3.194	2	0	4	0	2	.002	1
12350			min	-1502.77	5	-6.816	1	-3.021	1	0	3	0	1	-.001	2
12351		16	max	-22.586	2	5.718	2	3.096	2	0	4	0	2	.002	1
12352			min	-1502.946	5	-6.777	1	-2.923	1	0	3	0	1	-.001	2
12353		17	max	-22.531	2	5.631	2	2.998	2	0	4	0	2	.002	1
12354			min	-1503.122	5	-6.738	1	-2.825	1	0	3	0	1	-.001	2
12355		18	max	-22.476	2	5.544	2	2.9	2	0	4	.001	2	.002	1
12356			min	-1503.298	5	-6.698	1	-2.727	1	0	3	0	1	-.002	2
12357		19	max	-22.421	2	5.457	2	2.802	2	0	4	.001	2	.003	1
12358			min	-1503.474	5	-6.659	1	-2.629	1	0	3	-.001	1	-.002	2
12359		20	max	-22.367	2	5.37	2	2.704	2	0	4	.001	2	.003	1
12360			min	-1503.649	5	-6.62	1	-2.531	1	0	3	-.001	1	-.002	2
12361	M322	1	max	1077.188	5	-5.791	2	5.915	1	0	4	0	2	-.001	2
12362			min	27.184	2	-45.903	5	-6.146	2	0	3	0	1	-.007	5
12363		2	max	1077.069	5	-5.728	2	5.853	1	0	4	0	2	0	2
12364			min	27.168	2	-45.951	5	-6.083	2	0	3	0	1	-.007	5
12365		3	max	1076.95	5	-5.665	2	5.79	1	0	4	0	2	0	2
12366			min	27.151	2	-46	5	-6.02	2	0	3	0	1	-.006	5
12367		4	max	1076.831	5	-5.603	2	5.728	1	0	4	0	2	0	2
12368			min	27.134	2	-46.048	5	-5.958	2	0	3	0	1	-.005	5
12369		5	max	1076.712	5	-5.54	2	5.665	1	0	4	0	2	0	2
12370			min	27.117	2	-46.096	5	-5.895	2	0	3	0	1	-.004	5
12371		6	max	1076.592	5	-5.478	2	5.602	1	0	4	0	2	0	2
12372			min	27.1	2	-46.145	5	-5.833	2	0	3	0	7	-.003	5
12373		7	max	1076.473	5	-5.415	2	5.54	1	0	4	0	4	0	2
12374			min	27.084	2	-46.193	5	-5.77	2	0	3	0	3	-.003	5
12375		8	max	1076.354	5	-5.352	2	5.477	1	0	4	0	4	0	2
12376			min	27.067	2	-46.241	5	-5.707	2	0	3	0	3	-.002	5
12377		9	max	1076.235	5	-5.29	2	5.414	1	0	4	0	4	0	4
12378			min	27.05	2	-46.289	5	-5.645	2	0	3	0	3	0	7
12379		10	max	1076.116	5	-5.227	2	5.352	1	0	4	0	4	0	1
12380			min	27.033	2	-46.338	5	-5.582	2	0	3	0	3	0	2
12381		11	max	1075.997	5	-5.164	2	5.289	1	0	4	0	4	0	5
12382			min	27.017	2	-46.386	5	-5.52	2	0	3	0	3	0	2
12383		12	max	1075.877	5	-5.102	2	5.227	1	0	4	0	4	.002	5
12384			min	27	2	-46.434	5	-5.457	2	0	3	0	3	0	2
12385		13	max	1075.758	5	-5.039	2	5.164	1	0	4	0	4	.002	5
12386			min	26.983	2	-46.483	5	-5.394	2	0	3	0	3	0	2
12387		14	max	1075.639	5	-4.977	2	5.101	1	0	4	0	4	.003	5
12388			min	26.966	2	-46.531	5	-5.332	2	0	3	0	3	0	2
12389		15	max	1075.52	5	-4.914	2	5.039	1	0	4	0	4	.004	5
12390			min	26.949	2	-46.579	5	-5.269	2	0	3	0	3	0	2
12391		16	max	1075.401	5	-4.851	2	4.976	1	0	4	0	4	.005	5
12392			min	26.933	2	-46.627	5	-5.206	2	0	3	0	3	0	2

Envelope Member Section Forces (Continued)

	Member	Sec		Axial[lb]	LC	y Shear[lb]	LC	z Shear[lb]	LC	Torque[k-...	LC	y-y Mome...	LC	z-z Mome...	LC
12393		17	max	1075.282	5	-4.789	2	4.913	1	0	4	.001	4	.006	5
12394			min	26.916	2	-46.676	5	-5.144	2	0	3	-.001	3	0	2
12395		18	max	1075.162	5	-4.726	2	4.851	1	0	4	.001	4	.006	5
12396			min	26.899	2	-46.724	5	-5.081	2	0	3	-.001	3	0	2
12397		19	max	1075.043	5	-4.663	2	4.788	1	0	4	.001	4	.007	5
12398			min	26.882	2	-46.772	5	-5.019	2	0	3	-.001	3	0	2
12399		20	max	1074.924	5	-4.601	2	4.726	1	0	4	.001	4	.008	5
12400			min	26.866	2	-46.821	5	-4.956	2	0	3	-.001	3	0	2
12401	M323	1	max	-77.479	2	5.388	5	3.198	3	0	4	0	4	.001	5
12402			min	-1331.029	5	-.121	2	-3.091	4	0	3	0	3	0	2
12403		2	max	-77.441	2	5.301	5	3.131	3	0	4	0	4	.001	5
12404			min	-1331.167	5	-.18	2	-3.023	4	0	3	0	3	0	2
12405		3	max	-77.402	2	5.215	5	3.063	3	0	4	0	1	.001	5
12406			min	-1331.304	5	-.24	2	-2.956	4	0	3	0	3	0	2
12407		4	max	-77.363	2	5.129	5	2.996	3	0	4	0	1	.001	5
12408			min	-1331.442	5	-.299	2	-2.888	4	0	3	0	3	0	2
12409		5	max	-77.325	2	5.043	5	2.928	3	0	4	0	1	0	5
12410			min	-1331.579	5	-.358	2	-2.821	4	0	3	0	2	0	2
12411		6	max	-77.286	2	4.957	5	2.861	3	0	4	0	1	0	5
12412			min	-1331.716	5	-.418	2	-2.753	4	0	3	0	2	0	2
12413		7	max	-77.247	2	4.871	5	2.793	3	0	4	0	1	0	5
12414			min	-1331.854	5	-.477	2	-2.686	4	0	3	0	2	0	2
12415		8	max	-77.209	2	4.785	5	2.726	3	0	4	0	1	0	5
12416			min	-1331.991	5	-.537	2	-2.618	4	0	3	0	2	0	2
12417		9	max	-77.17	2	4.699	5	2.658	3	0	4	0	3	0	7
12418			min	-1332.129	5	-.596	2	-2.551	4	0	3	0	4	0	2
12419		10	max	-77.131	2	4.612	5	2.591	3	0	4	0	3	0	7
12420			min	-1332.266	5	-.655	2	-2.483	4	0	3	0	4	0	4
12421		11	max	-77.093	2	4.526	5	2.523	3	0	4	0	3	0	7
12422			min	-1332.403	5	-.715	2	-2.416	4	0	3	0	4	0	4
12423		12	max	-77.054	2	4.44	5	2.456	3	0	4	0	3	0	7
12424			min	-1332.541	5	-.774	2	-2.348	4	0	3	0	4	0	4
12425		13	max	-77.015	2	4.354	5	2.388	3	0	4	0	3	0	7
12426			min	-1332.678	5	-.834	2	-2.281	4	0	3	0	4	0	4
12427		14	max	-76.977	2	4.268	5	2.321	3	0	4	0	3	0	2
12428			min	-1332.816	5	-.893	2	-2.213	4	0	3	0	4	0	1
12429		15	max	-76.938	2	4.182	5	2.253	3	0	4	0	3	0	2
12430			min	-1332.953	5	-.952	2	-2.146	4	0	3	0	4	0	5
12431		16	max	-76.9	2	4.096	5	2.186	3	0	4	0	3	0	2
12432			min	-1333.09	5	-1.012	2	-2.078	4	0	3	0	4	0	5
12433		17	max	-76.861	2	4.009	5	2.118	3	0	4	0	3	0	2
12434			min	-1333.228	5	-1.071	2	-2.011	4	0	3	0	4	0	5
12435		18	max	-76.822	2	3.923	5	2.051	3	0	4	0	3	0	2
12436			min	-1333.365	5	-1.131	2	-1.943	4	0	3	0	4	0	5
12437		19	max	-76.784	2	3.856	1	1.983	3	0	4	0	3	0	2
12438			min	-1333.502	5	-1.19	2	-1.876	4	0	3	0	4	0	5
12439		20	max	-76.745	2	3.882	1	1.916	3	0	4	0	3	0	2
12440			min	-1333.64	5	-1.25	2	-1.808	4	0	3	0	4	0	5
12441	M324	1	max	862.769	5	-6.133	2	2.3	1	0	4	0	2	0	2
12442			min	38.427	2	-69.658	5	-2.181	2	0	3	0	7	-.009	5
12443		2	max	862.672	5	-6.082	2	2.249	1	0	4	0	4	0	2
12444			min	38.414	2	-69.697	5	-2.13	2	0	3	0	7	-.008	5

Envelope Member Section Forces (Continued)

	Member	Sec		Axial[lb]	LC	y Shear[lb]	LC	z Shear[lb]	LC	Torque[k-...	LC	y-y Mome...	LC	z-z Mome...	LC
12445		3	max	862.575	5	-6.031	2	2.198	1	0	4	0	4	0	2
12446			min	38.4	2	-69.736	5	-2.079	2	0	3	0	7	-.007	5
12447		4	max	862.478	5	-5.98	2	2.147	1	0	4	0	4	0	2
12448			min	38.386	2	-69.776	5	-2.028	2	0	3	0	3	-.006	5
12449		5	max	862.381	5	-5.929	2	2.096	1	0	4	0	4	0	2
12450			min	38.373	2	-69.815	5	-1.977	2	0	3	0	3	-.005	5
12451		6	max	862.284	5	-5.878	2	2.045	1	0	4	0	4	0	2
12452			min	38.359	2	-69.854	5	-1.926	2	0	3	0	3	-.004	5
12453		7	max	862.187	5	-5.827	2	1.994	1	0	4	0	4	0	2
12454			min	38.345	2	-69.894	5	-1.875	2	0	3	0	3	-.003	5
12455		8	max	862.09	5	-5.776	2	1.943	1	0	4	0	4	0	2
12456			min	38.332	2	-69.933	5	-1.824	2	0	3	0	3	-.002	5
12457		9	max	861.993	5	-5.725	2	1.892	1	0	4	0	4	0	2
12458			min	38.318	2	-69.972	5	-1.773	2	0	3	0	3	-.001	5
12459		10	max	861.896	5	-5.674	2	1.841	1	0	4	0	4	0	2
12460			min	38.304	2	-70.012	5	-1.722	2	0	3	0	3	0	5
12461		11	max	861.798	5	-5.623	2	1.79	1	0	4	0	4	0	5
12462			min	38.291	2	-70.051	5	-1.671	2	0	3	0	3	0	2
12463		12	max	861.701	5	-5.572	2	1.739	1	0	4	0	4	.002	5
12464			min	38.277	2	-70.09	5	-1.62	2	0	3	0	3	0	2
12465		13	max	861.604	5	-5.521	2	1.688	1	0	4	0	4	.003	5
12466			min	38.263	2	-70.13	5	-1.569	2	0	3	0	3	0	2
12467		14	max	861.507	5	-5.47	2	1.637	1	0	4	0	4	.004	5
12468			min	38.25	2	-70.169	5	-1.518	2	0	3	0	3	0	2
12469		15	max	861.41	5	-5.419	2	1.586	1	0	4	0	4	.005	5
12470			min	38.236	2	-70.208	5	-1.467	2	0	3	0	3	0	2
12471		16	max	861.313	5	-5.368	2	1.535	1	0	4	0	4	.006	5
12472			min	38.222	2	-70.248	5	-1.416	2	0	3	0	3	0	2
12473		17	max	861.216	5	-5.317	2	1.484	1	0	4	0	4	.007	5
12474			min	38.209	2	-70.287	5	-1.365	2	0	3	0	3	0	2
12475		18	max	861.119	5	-5.266	2	1.433	1	0	4	0	4	.008	5
12476			min	38.195	2	-70.326	5	-1.314	2	0	3	0	3	0	2
12477		19	max	861.022	5	-5.215	2	1.382	1	0	4	0	4	.009	5
12478			min	38.181	2	-70.366	5	-1.263	2	0	3	0	3	0	2
12479		20	max	860.925	5	-5.164	2	1.331	1	0	4	0	4	.01	5
12480			min	38.168	2	-70.405	5	-1.212	2	0	3	0	3	0	2
12481	M325	1	max	-52.621	2	-.456	2	2.359	3	0	4	0	4	0	2
12482			min	-1107.767	5	-5.966	5	-2.305	4	0	3	0	3	-.002	5
12483		2	max	-52.591	2	-.504	2	2.304	3	0	4	0	4	0	2
12484			min	-1107.879	5	-6.031	5	-2.251	4	0	3	0	3	-.002	5
12485		3	max	-52.56	2	-.553	2	2.25	3	0	4	0	4	0	2
12486			min	-1107.99	5	-6.097	5	-2.197	4	0	3	0	3	-.001	5
12487		4	max	-52.53	2	-.601	2	2.196	3	0	4	0	4	0	2
12488			min	-1108.102	5	-6.163	5	-2.142	4	0	3	0	3	-.001	5
12489		5	max	-52.5	2	-.649	2	2.141	3	0	4	0	4	0	2
12490			min	-1108.213	5	-6.229	5	-2.088	4	0	3	0	3	-.001	5
12491		6	max	-52.47	2	-.698	2	2.087	3	0	4	0	4	0	2
12492			min	-1108.325	5	-6.295	5	-2.034	4	0	3	0	3	-.001	5
12493		7	max	-52.44	2	-.746	2	2.033	3	0	4	0	4	0	2
12494			min	-1108.437	5	-6.36	5	-1.979	4	0	3	0	3	0	5
12495		8	max	-52.41	2	-.795	2	1.978	3	0	4	0	4	0	2
12496			min	-1108.548	5	-6.426	5	-1.925	4	0	3	0	3	0	5

Envelope Member Section Forces (Continued)

	Member	Sec		Axial[lb]	LC	y Shear[lb]	LC	z Shear[lb]	LC	Torque[k-...	LC	y-y Mome...	LC	z-z Mome...	LC
12497		9	max	-52.38	2	-.843	2	1.924	3	0	4	0	1	0	2
12498			min	-1108.66	5	-6.492	5	-1.871	4	0	3	0	2	0	5
12499		10	max	-52.35	2	-.892	2	1.87	3	0	4	0	10	0	2
12500			min	-1108.771	5	-6.558	5	-1.816	4	0	3	0	2	0	5
12501		11	max	-52.32	2	-.94	2	1.815	3	0	4	0	3	0	2
12502			min	-1108.883	5	-6.624	5	-1.762	4	0	3	0	4	0	5
12503		12	max	-52.29	2	-.989	2	1.761	3	0	4	0	3	0	2
12504			min	-1108.994	5	-6.69	5	-1.708	4	0	3	0	4	0	5
12505		13	max	-52.26	2	-1.037	2	1.707	3	0	4	0	3	0	3
12506			min	-1109.106	5	-6.755	5	-1.653	4	0	3	0	4	0	8
12507		14	max	-52.23	2	-1.086	2	1.652	3	0	4	0	3	0	3
12508			min	-1109.218	5	-6.821	5	-1.599	4	0	3	0	4	0	8
12509		15	max	-52.2	2	-1.134	2	1.598	3	0	4	0	3	0	3
12510			min	-1109.329	5	-6.887	5	-1.545	4	0	3	0	4	0	4
12511		16	max	-52.17	2	-1.182	2	1.544	3	0	4	0	3	0	7
12512			min	-1109.441	5	-6.953	5	-1.49	4	0	3	0	4	0	2
12513		17	max	-52.14	2	-1.231	2	1.489	3	0	4	0	3	0	5
12514			min	-1109.552	5	-7.019	5	-1.436	4	0	3	0	4	0	2
12515		18	max	-52.11	2	-1.279	2	1.435	3	0	4	0	3	0	5
12516			min	-1109.664	5	-7.085	5	-1.382	4	0	3	0	4	0	2
12517		19	max	-52.08	2	-1.328	2	1.381	3	0	4	0	3	0	5
12518			min	-1109.775	5	-7.15	5	-1.327	4	0	3	0	4	0	2
12519		20	max	-52.05	2	-1.376	2	1.326	3	0	4	0	3	0	5
12520			min	-1109.887	5	-7.216	5	-1.273	4	0	3	0	4	0	2
12521	M326	1	max	2950.426	5	-225.94	2	-321.505	2	.008	4	-.012	4	.305	5
12522			min	137.515	2	-6353.074	5	-6351.57	5	-.02	7	-.309	7	.005	2
12523		2	max	2950.426	5	-225.94	2	-321.505	2	.008	4	-.017	4	.38	5
12524			min	137.515	2	-6353.074	5	-6351.57	5	-.02	7	-.384	7	.007	2
12525		3	max	2950.426	5	-225.94	2	-321.505	2	.008	4	-.021	4	.454	5
12526			min	137.515	2	-6353.074	5	-6351.57	5	-.02	7	-.458	7	.01	2
12527		4	max	2950.426	5	-225.94	2	-321.505	2	.008	4	-.026	4	.529	5
12528			min	137.515	2	-6353.074	5	-6351.57	5	-.02	7	-.532	7	.013	2
12529		5	max	2950.426	5	-225.94	2	-321.505	2	.008	4	-.03	4	.604	5
12530			min	137.515	2	-6353.074	5	-6351.57	5	-.02	7	-.607	7	.015	2
12531		6	max	2950.426	5	-225.94	2	-321.505	2	.008	4	-.034	2	.678	5
12532			min	137.515	2	-6353.074	5	-6351.57	5	-.02	7	-.681	7	.018	2
12533		7	max	2950.426	5	-225.94	2	-321.505	2	.008	4	-.038	2	.753	5
12534			min	137.515	2	-6353.074	5	-6351.57	5	-.02	7	-.756	7	.021	2
12535		8	max	2950.426	5	-225.94	2	-321.505	2	.008	4	-.042	2	.828	5
12536			min	137.515	2	-6353.074	5	-6351.57	5	-.02	7	-.83	7	.023	2
12537		9	max	2950.426	5	-225.94	2	-321.505	2	.008	4	-.046	2	.902	5
12538			min	137.515	2	-6353.074	5	-6351.57	5	-.02	7	-.905	5	.026	2
12539		10	max	2950.426	5	-225.94	2	-321.505	2	.008	4	-.05	2	.977	5
12540			min	137.515	2	-6353.074	5	-6351.57	5	-.02	7	-.979	5	.029	2
12541		11	max	2950.426	5	-225.94	2	-321.505	2	.008	4	-.053	2	1.052	5
12542			min	137.515	2	-6353.074	5	-6351.57	5	-.02	7	-1.054	5	.031	2
12543		12	max	2950.426	5	-225.94	2	-321.505	2	.008	4	-.057	2	1.126	5
12544			min	137.515	2	-6353.074	5	-6351.57	5	-.02	7	-1.129	5	.034	2
12545		13	max	2950.426	5	-225.94	2	-321.505	2	.008	4	-.061	2	1.201	5
12546			min	137.515	2	-6353.074	5	-6351.57	5	-.02	7	-1.203	5	.037	2
12547		14	max	2950.426	5	-225.94	2	-321.505	2	.008	4	-.065	2	1.275	5
12548			min	137.515	2	-6353.074	5	-6351.57	5	-.02	7	-1.278	5	.039	2

Envelope Member Section Forces (Continued)

	Member	Sec		Axial[lb]	LC	y Shear[lb]	LC	z Shear[lb]	LC	Torque[k-...	LC	y-y Mome...	LC	z-z Mome...	LC
12549		15	max	2950.426	5	-225.94	2	-321.505	2	.008	4	-.068	2	1.35	5
12550			min	137.515	2	-6353.074	5	-6351.57	5	-.02	7	-1.352	5	.042	2
12551		16	max	2950.426	5	-225.94	2	-321.505	2	.008	4	-.072	2	1.425	5
12552			min	137.515	2	-6353.074	5	-6351.57	5	-.02	7	-1.427	5	.044	2
12553		17	max	2950.426	5	-225.94	2	-321.505	2	.008	4	-.076	2	1.499	5
12554			min	137.515	2	-6353.074	5	-6351.57	5	-.02	7	-1.502	5	.047	2
12555		18	max	2950.426	5	-225.94	2	-321.505	2	.008	4	-.08	2	1.574	5
12556			min	137.515	2	-6353.074	5	-6351.57	5	-.02	7	-1.576	5	.05	2
12557		19	max	2950.426	5	-225.94	2	-321.505	2	.008	4	-.084	2	1.649	5
12558			min	137.515	2	-6353.074	5	-6351.57	5	-.02	7	-1.651	5	.052	2
12559		20	max	2950.426	5	-225.94	2	-321.505	2	.008	4	-.087	2	1.723	5
12560			min	137.515	2	-6353.074	5	-6351.57	5	-.02	7	-1.726	5	.055	2
12561	M327	1	max	4347.791	5	-261.717	3	131.943	1	.061	3	.048	3	-.159	2
12562			min	507.877	2	-1368.681	8	-117.785	2	-.065	4	-.055	4	-.616	5
12563		2	max	4347.791	5	-261.717	3	131.943	1	.061	3	.047	3	-.154	2
12564			min	507.877	2	-1368.681	8	-117.785	2	-.065	4	-.054	4	-.606	5
12565		3	max	4347.791	5	-261.717	3	131.943	1	.061	3	.046	3	-.149	2
12566			min	507.877	2	-1368.681	8	-117.785	2	-.065	4	-.053	4	-.597	5
12567		4	max	4347.791	5	-261.717	3	131.943	1	.061	3	.045	3	-.144	2
12568			min	507.877	2	-1368.681	8	-117.785	2	-.065	4	-.052	4	-.587	5
12569		5	max	4347.791	5	-261.717	3	131.943	1	.061	3	.045	3	-.139	2
12570			min	507.877	2	-1368.681	8	-117.785	2	-.065	4	-.051	4	-.578	5
12571		6	max	4347.791	5	-261.717	3	131.943	1	.061	3	.044	3	-.134	2
12572			min	507.877	2	-1368.681	8	-117.785	2	-.065	4	-.05	4	-.568	5
12573		7	max	4347.791	5	-261.717	3	131.943	1	.061	3	.043	3	-.129	2
12574			min	507.877	2	-1368.681	8	-117.785	2	-.065	4	-.049	4	-.559	5
12575		8	max	4347.791	5	-261.717	3	131.943	1	.061	3	.042	3	-.123	2
12576			min	507.877	2	-1368.681	8	-117.785	2	-.065	4	-.048	4	-.549	5
12577		9	max	4347.791	5	-261.717	3	131.943	1	.061	3	.041	3	-.118	2
12578			min	507.877	2	-1368.681	8	-117.785	2	-.065	4	-.047	4	-.54	5
12579		10	max	4347.791	5	-261.717	3	131.943	1	.061	3	.04	3	-.113	2
12580			min	507.877	2	-1368.681	8	-117.785	2	-.065	4	-.046	4	-.53	5
12581		11	max	4347.791	5	-261.717	3	131.943	1	.061	3	.039	3	-.108	2
12582			min	507.877	2	-1368.681	8	-117.785	2	-.065	4	-.045	4	-.52	5
12583		12	max	4347.791	5	-261.717	3	131.943	1	.061	3	.039	3	-.103	2
12584			min	507.877	2	-1368.681	8	-117.785	2	-.065	4	-.044	4	-.511	5
12585		13	max	4347.791	5	-261.717	3	131.943	1	.061	3	.038	3	-.098	2
12586			min	507.877	2	-1368.681	8	-117.785	2	-.065	4	-.043	4	-.501	5
12587		14	max	4347.791	5	-261.717	3	131.943	1	.061	3	.037	3	-.093	2
12588			min	507.877	2	-1368.681	8	-117.785	2	-.065	4	-.042	4	-.492	5
12589		15	max	4347.791	5	-261.717	3	131.943	1	.061	3	.036	3	-.087	2
12590			min	507.877	2	-1368.681	8	-117.785	2	-.065	4	-.041	4	-.482	5
12591		16	max	4347.791	5	-261.717	3	131.943	1	.061	3	.035	3	-.082	2
12592			min	507.877	2	-1368.681	8	-117.785	2	-.065	4	-.04	4	-.473	5
12593		17	max	4347.791	5	-261.717	3	131.943	1	.061	3	.034	3	-.077	2
12594			min	507.877	2	-1368.681	8	-117.785	2	-.065	4	-.039	4	-.463	5
12595		18	max	4347.791	5	-261.717	3	131.943	1	.061	3	.033	3	-.072	2
12596			min	507.877	2	-1368.681	8	-117.785	2	-.065	4	-.038	4	-.454	5
12597		19	max	4347.791	5	-261.717	3	131.943	1	.061	3	.032	3	-.067	2
12598			min	507.877	2	-1368.681	8	-117.785	2	-.065	4	-.037	4	-.444	5
12599		20	max	4347.791	5	-261.717	3	131.943	1	.061	3	.032	3	-.062	2
12600			min	507.877	2	-1368.681	8	-117.785	2	-.065	4	-.037	4	-.434	5

Envelope Member Section Forces (Continued)

	Member	Sec		Axial[lb]	LC	y Shear[lb]	LC	z Shear[lb]	LC	Torque[k-...	LC	y-y Mome...	LC	z-z Mome...	LC
12601	M328	1	max	3344.055	5	-1015.547	4	-912.263	2	.134	3	.196	4	.21	1
12602			min	158.721	2	-3786.783	7	-3813.993	5	-.149	4	-.219	3	-.19	2
12603		2	max	3344.055	5	-1015.547	4	-912.263	2	.134	3	.188	4	.222	1
12604			min	158.721	2	-3786.783	7	-3813.993	5	-.149	4	-.23	3	-.183	2
12605		3	max	3344.055	5	-1015.547	4	-912.263	2	.134	3	.179	4	.234	1
12606			min	158.721	2	-3786.783	7	-3813.993	5	-.149	4	-.241	3	-.175	2
12607		4	max	3344.055	5	-1015.547	4	-912.263	2	.134	3	.171	4	.246	1
12608			min	158.721	2	-3786.783	7	-3813.993	5	-.149	4	-.252	3	-.168	2
12609		5	max	3344.055	5	-1015.547	4	-912.263	2	.134	3	.163	4	.258	1
12610			min	158.721	2	-3786.783	7	-3813.993	5	-.149	4	-.263	3	-.161	2
12611		6	max	3344.055	5	-1015.547	4	-912.263	2	.134	3	.154	4	.271	1
12612			min	158.721	2	-3786.783	7	-3813.993	5	-.149	4	-.274	3	-.154	2
12613		7	max	3344.055	5	-1015.547	4	-912.263	2	.134	3	.146	4	.283	1
12614			min	158.721	2	-3786.783	7	-3813.993	5	-.149	4	-.285	3	-.146	2
12615		8	max	3344.055	5	-1015.547	4	-912.263	2	.134	3	.138	4	.295	1
12616			min	158.721	2	-3786.783	7	-3813.993	5	-.149	4	-.296	3	-.139	2
12617		9	max	3344.055	5	-1015.547	4	-912.263	2	.134	3	.129	4	.307	1
12618			min	158.721	2	-3786.783	7	-3813.993	5	-.149	4	-.307	3	-.132	2
12619		10	max	3344.055	5	-1015.547	4	-912.263	2	.134	3	.121	4	.324	5
12620			min	158.721	2	-3786.783	7	-3813.993	5	-.149	4	-.33	7	-.125	2
12621		11	max	3344.055	5	-1015.547	4	-912.263	2	.134	3	.113	4	.35	5
12622			min	158.721	2	-3786.783	7	-3813.993	5	-.149	4	-.356	7	-.117	2
12623		12	max	3344.055	5	-1015.547	4	-912.263	2	.134	3	.104	4	.376	5
12624			min	158.721	2	-3786.783	7	-3813.993	5	-.149	4	-.382	7	-.11	2
12625		13	max	3344.055	5	-1015.547	4	-912.263	2	.134	3	.096	4	.402	5
12626			min	158.721	2	-3786.783	7	-3813.993	5	-.149	4	-.408	7	-.103	2
12627		14	max	3344.055	5	-1015.547	4	-912.263	2	.134	3	.088	4	.429	5
12628			min	158.721	2	-3786.783	7	-3813.993	5	-.149	4	-.434	7	-.096	2
12629		15	max	3344.055	5	-1015.547	4	-912.263	2	.134	3	.079	4	.455	5
12630			min	158.721	2	-3786.783	7	-3813.993	5	-.149	4	-.46	7	-.088	2
12631		16	max	3344.055	5	-1015.547	4	-912.263	2	.134	3	.071	4	.481	5
12632			min	158.721	2	-3786.783	7	-3813.993	5	-.149	4	-.486	7	-.081	2
12633		17	max	3344.055	5	-1015.547	4	-912.263	2	.134	3	.063	4	.507	5
12634			min	158.721	2	-3786.783	7	-3813.993	5	-.149	4	-.512	7	-.074	2
12635		18	max	3344.055	5	-1015.547	4	-912.263	2	.134	3	.054	4	.533	5
12636			min	158.721	2	-3786.783	7	-3813.993	5	-.149	4	-.538	7	-.067	2
12637		19	max	3344.055	5	-1015.547	4	-912.263	2	.134	3	.046	4	.559	5
12638			min	158.721	2	-3786.783	7	-3813.993	5	-.149	4	-.564	7	-.059	2
12639		20	max	3344.055	5	-1015.547	4	-912.263	2	.134	3	.038	4	.585	5
12640			min	158.721	2	-3786.783	7	-3813.993	5	-.149	4	-.59	7	-.052	2
12641	M332	1	max	-837.898	2	117.22	2	-98.208	2	.011	1	.23	5	.075	4
12642			min	-3279.889	5	-128.57	1	-3121.848	5	-.013	2	.009	2	-.068	3
12643		2	max	-837.096	2	116.419	2	-97.803	2	.011	1	.075	5	.081	4
12644			min	-3280.107	5	-127.769	1	-3120.922	5	-.013	2	.005	2	-.074	3
12645		3	max	-836.295	2	115.617	2	-97.397	2	.011	1	0	2	.087	4
12646			min	-3280.326	5	-126.967	1	-3119.997	5	-.013	2	-.08	5	-.079	3
12647		4	max	-835.493	2	114.815	2	-96.992	2	.011	1	-.005	2	.093	4
12648			min	-3280.545	5	-126.166	1	-3119.072	5	-.013	2	-.235	5	-.085	3
12649		5	max	2078.503	5	248.742	3	211.29	7	.008	2	.004	1	.074	3
12650			min	528.354	2	-269.588	4	50.791	4	-.007	1	-.006	2	-.081	4
12651		6	max	2078.284	5	247.941	3	212.215	7	.008	2	.009	1	.062	3
12652			min	529.156	2	-268.787	4	51.197	4	-.007	1	-.004	2	-.067	4

Envelope Member Section Forces (Continued)

	Member	Sec		Axial[lb]	LC	y Shear[lb]	LC	z Shear[lb]	LC	Torque[k-...	LC	y-y Mome...	LC	z-z Mome...	LC
12653		7	max	2078.066	5	247.139	3	213.141	7	.008	2	.019	5	.049	3
12654			min	529.957	2	-267.985	4	51.602	4	-.007	1	0	2	-.054	4
12655		8	max	2077.847	5	246.337	3	214.066	7	.008	2	.03	5	.037	3
12656			min	530.759	2	-267.184	4	52.008	4	-.007	1	.002	2	-.041	4
12657		9	max	2077.628	5	245.536	3	214.991	7	.008	2	.04	5	.025	3
12658			min	531.561	2	-266.382	4	52.413	4	-.007	1	.005	2	-.027	4
12659		10	max	3.869	1	3.87	3	-1.958	1	0	11	0	8	0	3
12660			min	-3.869	2	-3.87	4	-4.466	6	0	1	0	1	0	1
12661		11	max	3.067	1	3.068	3	-1.552	1	0	11	0	8	0	3
12662			min	-3.068	2	-3.068	4	-3.541	6	0	1	0	1	0	1
12663		12	max	2.266	1	2.266	3	-1.147	1	0	11	0	10	0	4
12664			min	-2.266	2	-2.266	4	-2.616	6	0	1	0	5	0	2
12665		13	max	1.464	1	1.465	3	-.741	1	0	11	0	10	0	4
12666			min	-1.464	2	-1.465	4	-1.691	6	0	1	0	5	0	2
12667		14	max	.662	1	.663	3	-.336	1	0	11	0	10	0	4
12668			min	-.663	2	-.663	4	-.766	6	0	1	0	5	0	2
12669		15	max	.139	4	.138	1	.16	5	0	11	0	10	0	4
12670			min	-.139	3	-.138	2	.07	2	0	1	0	5	0	2
12671		16	max	.94	4	.94	1	1.085	5	0	11	0	10	0	4
12672			min	-.941	3	-.94	2	.476	2	0	1	0	5	0	2
12673		17	max	1.742	4	1.741	1	2.01	5	0	11	0	10	0	4
12674			min	-1.742	3	-1.741	2	.881	2	0	1	0	5	0	2
12675		18	max	2.543	4	2.543	1	2.935	5	0	11	0	8	0	3
12676			min	-2.544	3	-2.543	2	1.287	2	0	1	0	1	0	1
12677		19	max	3.345	4	3.345	1	3.861	5	0	11	0	8	0	3
12678			min	-3.345	3	-3.345	2	1.692	2	0	1	0	1	0	1
12679		20	max	4.147	4	4.146	1	4.786	5	0	11	0	8	0	3
12680			min	-4.147	3	-4.146	2	2.098	2	0	1	0	1	0	1
12681	M333	1	max	908.783	2	157.057	3	251.239	5	.002	4	-.003	2	.096	2
12682			min	-2814.067	7	-158.701	4	16.39	2	-.002	3	-.037	5	-.098	1
12683		2	max	909.626	2	156.214	3	252.212	5	.002	4	-.002	2	.088	2
12684			min	-2814.297	7	-157.857	4	16.816	2	-.002	3	-.024	5	-.09	1
12685		3	max	910.47	2	155.37	3	253.186	5	.002	4	-.001	2	.081	2
12686			min	-2814.527	7	-157.014	4	17.243	2	-.002	3	-.01	5	-.083	1
12687		4	max	911.314	2	154.526	3	254.16	5	.002	4	.003	5	.074	2
12688			min	-2814.758	7	-156.17	4	17.67	2	-.002	3	0	2	-.076	1
12689		5	max	912.157	2	153.683	3	255.134	5	.002	4	.016	5	.067	2
12690			min	-2814.988	7	-155.327	4	18.097	2	-.002	3	0	2	-.069	1
12691		6	max	816.979	2	154.57	3	167.802	5	.003	4	-.003	2	.059	2
12692			min	-4065.093	7	-156.267	4	15.429	2	-.003	3	-.025	5	-.061	1
12693		7	max	817.822	2	153.726	3	168.775	5	.003	4	-.002	2	.052	2
12694			min	-4065.324	7	-155.424	4	15.856	2	-.003	3	-.016	5	-.054	1
12695		8	max	818.666	2	152.882	3	169.749	5	.003	4	-.001	2	.045	2
12696			min	-4065.554	7	-154.58	4	16.282	2	-.003	3	-.007	5	-.047	1
12697		9	max	819.51	2	152.039	3	170.723	5	.003	4	.002	7	.038	2
12698			min	-4065.784	7	-153.736	4	16.709	2	-.003	3	0	4	-.04	1
12699		10	max	820.353	2	151.195	3	171.697	5	.003	4	.011	5	.031	2
12700			min	-4066.014	7	-152.893	4	17.136	2	-.003	3	0	2	-.032	1
12701		11	max	821.197	2	150.351	3	172.671	5	.003	4	.02	5	.024	2
12702			min	-4066.245	7	-152.049	4	17.563	2	-.003	3	.002	2	-.026	1
12703		12	max	822.041	2	149.508	3	173.644	5	.003	4	.029	5	.017	2
12704			min	-4066.475	7	-151.206	4	17.99	2	-.003	3	.003	2	-.019	1

Envelope Member Section Forces (Continued)

	Member	Sec		Axial[lb]	LC	y Shear[lb]	LC	z Shear[lb]	LC	Torque[k-...	LC	y-y Mome...	LC	z-z Mome...	LC
12705		13	max	701.252	2	153.648	3	67.67	4	.005	4	-.003	2	.009	2
12706			min	-5165.694	7	-155.115	4	-98.328	3	-.005	3	-.008	5	-.011	1
12707		14	max	702.095	2	152.804	3	68.096	4	.005	4	0	2	.011	4
12708			min	-5165.924	7	-154.271	4	-97.902	3	-.005	3	-.011	5	-.012	3
12709		15	max	702.939	2	151.961	3	68.523	4	.005	4	.004	2	.019	4
12710			min	-5166.154	7	-153.428	4	-97.475	3	-.005	3	-.015	5	-.02	3
12711		16	max	703.782	2	151.117	3	68.95	4	.005	4	.008	2	.027	4
12712			min	-5166.385	7	-152.584	4	-97.048	3	-.005	3	-.018	1	-.028	3
12713		17	max	704.626	2	150.273	3	69.377	4	.005	4	.012	2	.035	4
12714			min	-5166.615	7	-151.741	4	-96.621	3	-.005	3	-.024	1	-.036	3
12715		18	max	5010	2	578.561	1	595.629	2	.002	5	.086	1	.412	1
12716			min	-7548.919	1	-579.615	2	-824.557	1	0	4	-.043	2	-.419	2
12717		19	max	5010.843	2	579.404	1	596.056	2	.002	5	.049	5	.382	1
12718			min	-7549.763	1	-580.459	2	-824.13	1	0	4	-.012	2	-.389	2
12719		20	max	5011.687	2	580.248	1	596.483	2	.002	5	.028	6	.352	1
12720			min	-7550.606	1	-581.302	2	-823.703	1	0	4	0	1	-.359	2
12721	M334	1	max	4500.954	2	566.727	1	62.757	6	.005	1	.008	1	.353	1
12722			min	-7754.148	1	-570.864	2	-14.532	1	-.004	2	-.015	2	-.36	2
12723		2	max	4501.823	2	567.597	1	63.761	6	.005	1	.007	1	.322	1
12724			min	-7755.017	1	-571.734	2	-14.092	1	-.004	2	-.012	2	-.329	2
12725		3	max	4502.693	2	568.466	1	64.764	6	.005	1	.006	1	.292	1
12726			min	-7755.886	1	-572.603	2	-13.652	1	-.004	2	-.009	2	-.298	2
12727		4	max	4503.562	2	569.336	1	65.768	6	.005	1	.006	1	.261	1
12728			min	-7756.756	1	-573.473	2	-13.212	1	-.004	2	-.006	2	-.267	2
12729		5	max	4504.432	2	570.205	1	66.771	6	.005	1	.005	1	.23	1
12730			min	-7757.625	1	-574.342	2	-12.772	1	-.004	2	-.003	2	-.236	2
12731		6	max	4505.301	2	571.075	1	67.775	6	.005	1	.007	5	.2	1
12732			min	-7758.495	1	-575.212	2	-12.332	1	-.004	2	0	2	-.205	2
12733		7	max	4506.171	2	571.944	1	68.779	6	.005	1	.009	5	.169	1
12734			min	-7759.364	1	-576.081	2	-11.893	1	-.004	2	.003	2	-.174	2
12735		8	max	4507.04	2	572.814	1	69.782	6	.005	1	.013	6	.138	1
12736			min	-7760.234	1	-576.951	2	-11.453	1	-.004	2	.003	1	-.143	2
12737		9	max	4507.91	2	573.683	1	70.786	6	.005	1	.017	6	.107	1
12738			min	-7761.103	1	-577.82	2	-11.013	1	-.004	2	.002	1	-.112	2
12739		10	max	4052.794	2	572.579	1	35.811	6	.007	1	.004	1	.078	1
12740			min	-7704.073	1	-577.366	2	-4.187	1	-.006	2	-.008	2	-.083	2
12741		11	max	4053.663	2	573.449	1	36.814	6	.007	1	.004	1	.047	1
12742			min	-7704.942	1	-578.235	2	-3.747	1	-.006	2	-.007	2	-.051	2
12743		12	max	4054.533	2	574.318	1	37.818	6	.007	1	.004	1	.02	5
12744			min	-7705.812	1	-579.105	2	-3.307	1	-.006	2	-.005	2	-.029	6
12745		13	max	4055.402	2	575.188	1	38.822	6	.007	1	.004	1	.018	3
12746			min	-7706.681	1	-579.974	2	-2.867	1	-.006	2	-.004	2	-.022	6
12747		14	max	4056.272	2	576.057	1	39.825	6	.007	1	.004	1	.042	2
12748			min	-7707.551	1	-580.844	2	-2.427	1	-.006	2	-.002	2	-.046	1
12749		15	max	4057.141	2	576.927	1	40.829	6	.007	1	.005	5	.073	2
12750			min	-7708.42	1	-581.713	2	-1.988	1	-.006	2	0	2	-.077	1
12751		16	max	4058.011	2	577.796	1	41.832	6	.007	1	.006	5	.105	2
12752			min	-7709.29	1	-582.583	2	-1.548	1	-.006	2	.001	2	-.108	1
12753		17	max	4058.88	2	578.666	1	42.836	6	.007	1	.008	5	.136	2
12754			min	-7710.159	1	-583.452	2	-1.108	1	-.006	2	.003	2	-.139	1
12755		18	max	4059.75	2	579.535	1	43.84	6	.007	1	.01	6	.168	2
12756			min	-7711.029	1	-584.322	2	-.668	1	-.006	2	.003	1	-.17	1

Envelope Member Section Forces (Continued)

	Member	Sec		Axial[lb]	LC	y Shear[lb]	LC	z Shear[lb]	LC	Torque[k-...	LC	y-y Mome...	LC	z-z Mome...	LC
12757		19	max	4060.619	2	580.405	1	44.843	6	.007	1	.013	6	.199	2
12758			min	-7711.898	1	-585.191	2	-.228	1	-.006	2	.003	1	-.202	1
12759		20	max	4061.489	2	581.274	1	45.847	6	.007	1	.015	6	.231	2
12760			min	-7712.768	1	-586.061	2	.212	1	-.006	2	.003	1	-.233	1
12761	M335	1	max	3697.187	2	589.812	1	23.17	6	.006	1	.004	1	.23	2
12762			min	-7700.819	1	-590.655	2	-4.442	1	-.006	2	-.007	2	-.232	1
12763		2	max	3697.744	2	590.368	1	23.813	6	.006	1	.004	1	.25	2
12764			min	-7701.376	1	-591.211	2	-4.161	1	-.006	2	-.006	2	-.252	1
12765		3	max	3698.301	2	590.925	1	24.455	6	.006	1	.004	1	.27	2
12766			min	-7701.933	1	-591.768	2	-3.879	1	-.006	2	-.006	2	-.273	1
12767		4	max	3698.857	2	591.482	1	25.098	6	.006	1	.004	1	.291	2
12768			min	-7702.489	1	-592.325	2	-3.597	1	-.006	2	-.005	2	-.293	1
12769		5	max	3699.414	2	592.039	1	25.741	6	.006	1	.003	1	.311	2
12770			min	-7703.046	1	-592.882	2	-3.316	1	-.006	2	-.004	2	-.313	1
12771		6	max	3699.971	2	592.595	1	26.383	6	.006	1	.003	1	.332	2
12772			min	-7703.603	1	-593.439	2	-3.034	1	-.006	2	-.004	2	-.334	1
12773		7	max	3700.528	2	593.152	1	27.026	6	.006	1	.003	1	.352	2
12774			min	-7704.16	1	-593.995	2	-2.752	1	-.006	2	-.003	2	-.354	1
12775		8	max	3701.085	2	593.709	1	27.669	6	.006	1	.003	1	.373	2
12776			min	-7704.716	1	-594.552	2	-2.471	1	-.006	2	-.002	2	-.375	1
12777		9	max	3701.641	2	594.266	1	28.311	6	.006	1	.003	1	.393	2
12778			min	-7705.273	1	-595.109	2	-2.189	1	-.006	2	-.002	2	-.395	1
12779		10	max	3702.198	2	594.823	1	28.954	6	.006	1	.003	5	.414	2
12780			min	-7705.83	1	-595.666	2	-1.907	1	-.006	2	0	2	-.416	1
12781		11	max	3702.755	2	595.379	1	29.597	6	.006	1	.004	5	.434	2
12782			min	-7706.387	1	-596.222	2	-1.626	1	-.006	2	0	2	-.436	1
12783		12	max	3703.312	2	595.936	1	30.24	6	.006	1	.005	5	.455	2
12784			min	-7706.944	1	-596.779	2	-1.344	1	-.006	2	0	2	-.457	1
12785		13	max	3703.868	2	596.493	1	30.882	6	.006	1	.006	5	.476	2
12786			min	-7707.5	1	-597.336	2	-1.062	1	-.006	2	.001	2	-.477	1
12787		14	max	3704.425	2	597.05	1	31.525	6	.006	1	.007	5	.496	2
12788			min	-7708.057	1	-597.893	2	-.781	1	-.006	2	.002	2	-.498	1
12789		15	max	3704.982	2	597.607	1	32.168	6	.006	1	.008	7	.517	2
12790			min	-7708.614	1	-598.45	2	-.499	1	-.006	2	.003	9	-.519	1
12791		16	max	3705.539	2	598.163	1	32.81	6	.006	1	.009	6	.537	2
12792			min	-7709.171	1	-599.006	2	-.217	1	-.006	2	.003	1	-.539	1
12793		17	max	3706.096	2	598.72	1	33.453	6	.006	1	.01	6	.558	2
12794			min	-7709.728	1	-599.563	2	.064	1	-.006	2	.003	1	-.56	1
12795		18	max	3706.652	2	599.277	1	34.096	6	.006	1	.011	6	.579	2
12796			min	-7710.284	1	-600.12	2	.346	1	-.006	2	.003	1	-.58	1
12797		19	max	3707.209	2	599.834	1	34.738	6	.006	1	.012	6	.6	2
12798			min	-7710.841	1	-600.677	2	.628	1	-.006	2	.003	1	-.601	1
12799		20	max	3707.766	2	600.39	1	35.381	6	.006	1	.013	6	.62	2
12800			min	-7711.398	1	-601.234	2	.909	1	-.006	2	.003	1	-.622	1
12801	M336	1	max	3344.716	2	618.048	1	28.119	6	.005	1	.003	1	.62	2
12802			min	-7720.201	1	-608.293	2	-2.21	1	-.004	2	-.008	6	-.622	1
12803		2	max	3345.326	2	618.659	1	28.823	6	.005	1	.003	1	.643	2
12804			min	-7720.811	1	-608.903	2	-1.901	1	-.004	2	-.007	2	-.645	1
12805		3	max	3345.936	2	619.269	1	29.528	6	.005	1	.003	1	.666	2
12806			min	-7721.421	1	-609.513	2	-1.592	1	-.004	2	-.006	2	-.669	1
12807		4	max	3346.547	2	619.879	1	30.232	6	.005	1	.003	1	.69	2
12808			min	-7722.032	1	-610.124	2	-1.283	1	-.004	2	-.005	2	-.692	1

Envelope Member Section Forces (Continued)

	Member	Sec		Axial[lb]	LC	y Shear[lb]	LC	z Shear[lb]	LC	Torque[k-...	LC	y-y Mome...	LC	z-z Mome...	LC
12809		5	max	3347.157	2	620.489	1	30.937	6	.005	1	.003	1	.713	2
12810			min	-7722.642	1	-610.734	2	-.975	1	-.004	2	-.004	2	-.716	1
12811		6	max	3347.767	2	621.1	1	31.641	6	.005	1	.003	1	.736	2
12812			min	-7723.252	1	-611.344	2	-.666	1	-.004	2	-.004	2	-.739	1
12813		7	max	3348.378	2	621.71	1	32.345	6	.005	1	.003	1	.759	2
12814			min	-7723.862	1	-611.954	2	-.357	1	-.004	2	-.003	2	-.763	1
12815		8	max	3348.988	2	622.32	1	33.05	6	.005	1	.003	1	.782	2
12816			min	-7724.473	1	-612.565	2	-.048	1	-.004	2	-.002	2	-.786	1
12817		9	max	3349.598	2	622.93	1	33.754	6	.005	1	.003	5	.805	2
12818			min	-7725.083	1	-613.175	2	.26	1	-.004	2	-.001	2	-.81	1
12819		10	max	3350.208	2	623.541	1	34.459	6	.005	1	.004	5	.828	2
12820			min	-7725.693	1	-613.785	2	.569	1	-.004	2	0	2	-.833	1
12821		11	max	3350.819	2	624.151	1	35.163	6	.005	1	.005	5	.852	2
12822			min	-7726.303	1	-614.395	2	.878	1	-.004	2	0	2	-.857	1
12823		12	max	3351.429	2	624.761	1	35.867	6	.005	1	.006	5	.875	2
12824			min	-7726.914	1	-615.006	2	1.186	1	-.004	2	.001	2	-.88	1
12825		13	max	3352.039	2	625.372	1	36.572	6	.005	1	.007	5	.898	2
12826			min	-7727.524	1	-615.616	2	1.495	1	-.004	2	.002	2	-.904	1
12827		14	max	3352.649	2	625.982	1	37.276	6	.005	1	.008	6	.921	2
12828			min	-7728.134	1	-616.226	2	1.804	1	-.004	2	.003	1	-.928	1
12829		15	max	3353.26	2	626.592	1	37.981	6	.005	1	.01	6	.945	2
12830			min	-7728.744	1	-616.837	2	2.113	1	-.004	2	.003	1	-.951	1
12831		16	max	3353.87	2	627.202	1	38.685	6	.005	1	.011	6	.968	2
12832			min	-7729.355	1	-617.447	2	2.421	1	-.004	2	.003	1	-.975	1
12833		17	max	3354.48	2	627.813	1	39.389	6	.005	1	.013	6	.991	2
12834			min	-7729.965	1	-618.057	2	2.73	1	-.004	2	.003	1	-.999	1
12835		18	max	3355.09	2	628.423	1	40.094	6	.005	1	.014	6	1.015	2
12836			min	-7730.575	1	-618.667	2	3.039	1	-.004	2	.003	1	-1.023	1
12837		19	max	3355.701	2	629.033	1	40.798	6	.005	1	.016	6	1.038	2
12838			min	-7731.185	1	-619.278	2	3.348	1	-.004	2	.003	1	-1.046	1
12839		20	max	3356.311	2	629.643	1	41.503	6	.005	1	.017	6	1.062	2
12840			min	-7731.796	1	-619.888	2	3.656	1	-.004	2	.003	1	-1.07	1
12841	M337	1	max	2.725	1	2.978	3	-.549	4	0	11	0	7	0	3
12842			min	-3.131	2	-2.978	1	-3.079	7	0	1	0	2	0	1
12843		2	max	2.035	1	2.223	3	-.41	4	0	11	0	7	0	3
12844			min	-2.337	2	-2.223	1	-2.299	7	0	1	0	2	0	1
12845		3	max	1.344	1	1.469	3	-.271	4	0	11	0	4	0	4
12846			min	-1.544	2	-1.469	1	-1.519	7	0	1	0	5	0	2
12847		4	max	.654	1	.714	3	-.132	4	0	11	0	4	0	4
12848			min	-.751	2	-.714	1	-.738	7	0	1	0	5	0	2
12849		5	max	.043	4	.041	4	.042	5	0	11	0	4	0	4
12850			min	-.037	3	-.041	2	.008	2	0	1	0	5	0	2
12851		6	max	.836	4	.796	4	.823	5	0	11	0	4	0	4
12852			min	-.727	3	-.796	2	.147	2	0	1	0	5	0	2
12853		7	max	1.63	4	1.55	4	1.603	5	0	11	0	4	0	4
12854			min	-1.418	3	-1.55	2	.286	2	0	1	0	5	0	2
12855		8	max	2.423	4	2.305	4	2.383	5	0	11	0	7	0	3
12856			min	-2.108	3	-2.305	2	.425	2	0	1	0	2	0	1
12857		9	max	3.763	1	4.11	3	-.757	4	0	11	0	7	0	3
12858			min	-4.321	2	-4.11	4	-4.25	7	0	1	0	2	0	1
12859		10	max	3.072	1	3.355	3	-.618	4	0	11	0	7	0	3
12860			min	-3.528	2	-3.355	4	-3.469	7	0	1	0	2	0	1

Envelope Member Section Forces (Continued)

	Member	Sec		Axial[lb]	LC	y Shear[lb]	LC	z Shear[lb]	LC	Torque[k-...	LC	y-y Mome...	LC	z-z Mome...	LC
12861		11	max	2.382	1	2.601	3	-.479	4	0	11	0	7	0	3
12862			min	-2.734	2	-2.601	4	-2.689	7	0	1	0	2	0	1
12863		12	max	1.691	1	1.846	3	-.34	4	0	11	0	4	0	4
12864			min	-1.941	2	-1.846	4	-1.909	7	0	1	0	5	0	2
12865		13	max	1.001	1	1.091	3	-.201	4	0	11	0	4	0	4
12866			min	-1.147	2	-1.091	4	-1.128	7	0	1	0	5	0	2
12867		14	max	.31	1	.337	3	-.062	4	0	11	0	4	0	4
12868			min	-.354	2	-.337	4	-.348	7	0	1	0	5	0	2
12869		15	max	.44	4	.418	1	.432	5	0	11	0	4	0	4
12870			min	-.38	3	-.418	2	.077	2	0	1	0	5	0	2
12871		16	max	1.233	4	1.173	1	1.213	5	0	11	0	4	0	4
12872			min	-1.071	3	-1.173	2	.216	2	0	1	0	5	0	2
12873		17	max	2.027	4	1.928	1	1.993	5	0	11	0	4	0	4
12874			min	-1.761	3	-1.928	2	.355	2	0	1	0	5	0	2
12875		18	max	2.82	4	2.682	1	2.773	5	0	11	0	7	0	3
12876			min	-2.452	3	-2.682	2	.494	2	0	1	0	2	0	1
12877		19	max	3.614	4	3.437	1	3.554	5	0	11	0	7	0	3
12878			min	-3.143	3	-3.437	2	.633	2	0	1	0	2	0	1
12879		20	max	4.407	4	4.192	1	4.334	5	0	11	0	7	0	3
12880			min	-3.833	3	-4.192	2	.772	2	0	1	0	2	0	1
12881	M338	1	max	7902.321	5	76.962	1	172.072	5	.001	3	-.002	2	.01	4
12882			min	305.053	2	-77.203	2	9.798	2	-.001	4	-.024	5	-.021	7
12883		2	max	7902.246	5	77.83	1	172.97	5	.001	3	-.001	2	.006	4
12884			min	305.966	2	-78.071	2	9.958	2	-.001	4	-.015	5	-.02	7
12885		3	max	7902.172	5	78.699	1	173.868	5	.001	3	0	2	.003	4
12886			min	306.879	2	-78.94	2	10.118	2	-.001	4	-.006	5	-.019	7
12887		4	max	7902.098	5	79.567	1	174.766	5	.001	3	.004	5	.003	2
12888			min	307.792	2	-79.808	2	10.278	2	-.001	4	0	2	-.018	7
12889		5	max	7902.024	5	80.436	1	175.664	5	.001	3	.013	5	.008	2
12890			min	308.705	2	-80.677	2	10.438	2	-.001	4	0	2	-.018	7
12891		6	max	7901.95	5	81.304	1	176.562	5	.001	3	.022	5	.012	2
12892			min	309.618	2	-81.545	2	10.598	2	-.001	4	.001	2	-.019	1
12893		7	max	9186.567	5	87.813	1	97.588	5	.001	3	0	2	.016	2
12894			min	360.895	2	-87.891	2	.928	2	0	4	-.01	5	-.023	1
12895		8	max	9186.493	5	88.681	1	98.486	5	.001	3	0	2	.021	2
12896			min	361.808	2	-88.76	2	1.088	2	0	4	-.005	5	-.027	1
12897		9	max	9186.419	5	89.55	1	99.384	5	.001	3	0	1	.025	2
12898			min	362.722	2	-89.628	2	1.248	2	0	4	0	2	-.032	1
12899		10	max	9186.345	5	90.418	1	100.282	5	.001	3	.006	5	.03	2
12900			min	363.635	2	-90.497	2	1.408	2	0	4	0	2	-.037	1
12901		11	max	9186.27	5	91.287	1	101.18	5	.001	3	.011	5	.035	2
12902			min	364.548	2	-91.365	2	1.568	2	0	4	0	2	-.042	1
12903		12	max	9186.196	5	92.155	1	102.078	5	.001	3	.017	5	.04	2
12904			min	365.461	2	-92.234	2	1.728	2	0	4	0	2	-.047	1
12905		13	max	10197.239	5	103.585	1	53.832	5	0	1	-.001	2	.044	2
12906			min	390.951	2	-104.203	2	5.926	2	0	2	-.007	5	-.051	1
12907		14	max	10197.164	5	104.454	1	54.73	5	0	1	-.001	2	.05	2
12908			min	391.864	2	-105.072	2	6.086	2	0	2	-.005	5	-.057	1
12909		15	max	10197.09	5	105.322	1	55.628	5	0	1	0	1	.056	2
12910			min	392.777	2	-105.94	2	6.246	2	0	2	-.002	6	-.063	1
12911		16	max	10197.016	5	106.191	1	56.526	5	0	1	.001	5	.061	2
12912			min	393.69	2	-106.809	2	6.406	2	0	2	0	2	-.068	1

Envelope Member Section Forces (Continued)

	Member	Sec		Axial[lb]	LC	y Shear[lb]	LC	z Shear[lb]	LC	Torque[k-...	LC	y-y Mome...	LC	z-z Mome...	LC
12913		17	max	10196.942	5	107.059	1	57.424	5	0	1	.004	5	.067	2
12914			min	394.603	2	-107.677	2	6.566	2	0	2	0	2	-.074	1
12915		18	max	10196.867	5	107.928	1	58.322	5	0	1	.007	5	.073	2
12916			min	395.516	2	-108.546	2	6.727	2	0	2	0	2	-.079	1
12917		19	max	10196.793	5	108.796	1	59.22	5	0	1	.011	5	.078	2
12918			min	396.429	2	-109.414	2	6.887	2	0	2	0	2	-.085	1
12919		20	max	10196.719	5	109.665	1	60.118	5	0	1	.014	5	.084	2
12920			min	397.342	2	-110.283	2	7.047	2	0	2	.001	2	-.091	1
12921	M339	1	max	10733.885	5	121.412	1	27.638	6	.002	1	.004	1	.085	2
12922			min	708.599	2	-123.009	2	-9.449	1	-.002	2	-.007	2	-.092	1
12923		2	max	10733.808	5	122.315	1	28.482	6	.002	1	.004	1	.092	2
12924			min	709.548	2	-123.911	2	-8.953	1	-.002	2	-.006	2	-.098	1
12925		3	max	10733.731	5	123.217	1	29.325	6	.002	1	.003	1	.099	2
12926			min	710.497	2	-124.814	2	-8.457	1	-.002	2	-.004	2	-.105	1
12927		4	max	10733.654	5	124.12	1	30.169	6	.002	1	.003	1	.105	2
12928			min	711.446	2	-125.717	2	-7.96	1	-.002	2	-.003	2	-.112	1
12929		5	max	10733.576	5	125.023	1	31.012	6	.002	1	.002	1	.112	2
12930			min	712.395	2	-126.62	2	-7.464	1	-.002	2	-.001	2	-.119	1
12931		6	max	10733.499	5	125.926	1	31.856	6	.002	1	.003	5	.119	2
12932			min	713.344	2	-127.523	2	-6.968	1	-.002	2	0	2	-.126	1
12933		7	max	10733.422	5	126.828	1	32.699	6	.002	1	.004	8	.126	2
12934			min	714.294	2	-128.425	2	-6.472	1	-.002	2	.001	1	-.133	1
12935		8	max	10733.345	5	127.731	1	33.542	6	.002	1	.006	6	.134	2
12936			min	715.243	2	-129.328	2	-5.976	1	-.002	2	.001	1	-.14	1
12937		9	max	10733.268	5	128.634	1	34.386	6	.002	1	.008	6	.141	2
12938			min	716.192	2	-130.231	2	-5.479	1	-.002	2	0	1	-.147	1
12939		10	max	11098.574	5	137.027	1	19.455	6	.003	1	.002	1	.15	2
12940			min	1119.855	2	-140.168	2	-3.738	1	-.003	2	-.005	2	-.156	1
12941		11	max	11098.497	5	137.93	1	20.298	6	.003	1	.002	1	.158	2
12942			min	1120.804	2	-141.071	2	-3.242	1	-.003	2	-.004	2	-.163	1
12943		12	max	11098.42	5	138.833	1	21.142	6	.003	1	.002	1	.165	2
12944			min	1121.754	2	-141.973	2	-2.746	1	-.003	2	-.003	2	-.171	1
12945		13	max	11098.343	5	139.736	1	21.985	6	.003	1	.002	1	.173	2
12946			min	1122.703	2	-142.876	2	-2.25	1	-.003	2	-.002	2	-.179	1
12947		14	max	11098.266	5	140.638	1	22.828	6	.003	1	.002	1	.181	2
12948			min	1123.652	2	-143.779	2	-1.754	1	-.003	2	-.001	2	-.186	1
12949		15	max	11098.189	5	141.541	1	23.672	6	.003	1	.002	5	.189	2
12950			min	1124.601	2	-144.682	2	-1.257	1	-.003	2	0	2	-.194	1
12951		16	max	11098.111	5	142.444	1	24.515	6	.003	1	.003	5	.197	2
12952			min	1125.55	2	-145.584	2	-.761	1	-.003	2	0	2	-.202	1
12953		17	max	11098.034	5	143.347	1	25.359	6	.003	1	.004	6	.205	2
12954			min	1126.499	2	-146.487	2	-.265	1	-.003	2	.001	1	-.21	1
12955		18	max	11097.957	5	144.249	1	26.202	6	.003	1	.006	6	.213	2
12956			min	1127.448	2	-147.39	2	.231	1	-.003	2	.001	1	-.218	1
12957		19	max	11097.88	5	145.152	1	27.046	6	.003	1	.007	6	.221	2
12958			min	1128.397	2	-148.293	2	.727	1	-.003	2	.001	1	-.226	1
12959		20	max	11097.803	5	146.055	1	27.889	6	.003	1	.008	6	.229	2
12960			min	1129.347	2	-149.195	2	1.224	1	-.003	2	.001	1	-.234	1
12961	M340	1	max	11457.34	5	147.713	1	10.847	6	.002	1	.002	1	.231	2
12962			min	1457.952	2	-153.187	2	-3.62	1	-.002	2	-.004	2	-.235	1
12963		2	max	11457.291	5	148.289	1	11.385	6	.002	1	.002	1	.236	2
12964			min	1458.557	2	-153.763	2	-3.304	1	-.002	2	-.003	2	-.24	1

Envelope Member Section Forces (Continued)

	Member	Sec		Axial[lb]	LC	y Shear[lb]	LC	z Shear[lb]	LC	Torque[k-...	LC	y-y Mome...	LC	z-z Mome...	LC
12965		3	max	11457.242	5	148.864	1	11.922	6	.002	1	.002	1	.242	2
12966			min	1459.162	2	-154.339	2	-2.987	1	-.002	2	-.003	2	-.246	1
12967		4	max	11457.192	5	149.44	1	12.46	6	.002	1	.001	1	.247	2
12968			min	1459.767	2	-154.914	2	-2.671	1	-.002	2	-.003	2	-.251	1
12969		5	max	11457.143	5	150.016	1	12.998	6	.002	1	.001	1	.253	2
12970			min	1460.373	2	-155.49	2	-2.354	1	-.002	2	-.002	2	-.256	1
12971		6	max	11457.094	5	150.591	1	13.536	6	.002	1	.001	1	.258	2
12972			min	1460.978	2	-156.066	2	-2.038	1	-.002	2	-.002	2	-.261	1
12973		7	max	11457.045	5	151.167	1	14.074	6	.002	1	.001	1	.263	2
12974			min	1461.583	2	-156.641	2	-1.721	1	-.002	2	-.002	2	-.267	1
12975		8	max	11456.996	5	151.743	1	14.612	6	.002	1	.001	1	.269	2
12976			min	1462.188	2	-157.217	2	-1.405	1	-.002	2	-.001	2	-.272	1
12977		9	max	11456.946	5	152.318	1	15.149	6	.002	1	.001	1	.274	2
12978			min	1462.794	2	-157.793	2	-1.089	1	-.002	2	0	2	-.277	1
12979		10	max	11456.897	5	152.894	1	15.687	6	.002	1	.001	5	.28	2
12980			min	1463.399	2	-158.368	2	-.772	1	-.002	2	0	2	-.283	1
12981		11	max	11456.848	5	153.47	1	16.225	6	.002	1	.002	5	.286	2
12982			min	1464.004	2	-158.944	2	-.456	1	-.002	2	0	2	-.288	1
12983		12	max	11456.799	5	154.045	1	16.763	6	.002	1	.002	5	.291	2
12984			min	1464.609	2	-159.52	2	-.139	1	-.002	2	0	2	-.293	1
12985		13	max	11456.75	5	154.621	1	17.301	6	.002	1	.003	5	.297	2
12986			min	1465.215	2	-160.095	2	.177	1	-.002	2	0	2	-.299	1
12987		14	max	11456.7	5	155.197	1	17.839	6	.002	1	.003	8	.302	2
12988			min	1465.82	2	-160.671	2	.493	1	-.002	2	.001	9	-.304	1
12989		15	max	11456.651	5	155.772	1	18.377	6	.002	1	.004	6	.308	2
12990			min	1466.425	2	-161.247	2	.81	1	-.002	2	.001	1	-.31	1
12991		16	max	11456.602	5	156.348	1	18.914	6	.002	1	.004	6	.314	2
12992			min	1467.03	2	-161.822	2	1.126	1	-.002	2	.001	1	-.315	1
12993		17	max	11456.553	5	156.924	1	19.452	6	.002	1	.005	6	.319	2
12994			min	1467.636	2	-162.398	2	1.443	1	-.002	2	.001	1	-.321	1
12995		18	max	11456.504	5	157.499	1	19.99	6	.002	1	.006	6	.325	2
12996			min	1468.241	2	-162.974	2	1.759	1	-.002	2	.001	1	-.326	1
12997		19	max	11456.454	5	158.075	1	20.528	6	.002	1	.006	6	.331	2
12998			min	1468.846	2	-163.549	2	2.076	1	-.002	2	.001	1	-.332	1
12999		20	max	11456.405	5	158.651	1	21.066	6	.002	1	.007	6	.337	2
13000			min	1469.451	2	-164.125	2	2.392	1	-.002	2	.001	1	-.337	1
13001	M341	1	max	11732.9	5	157.702	1	6.022	2	.001	1	.002	1	.337	2
13002			min	1728.217	2	-166.791	2	-4.464	1	-.001	2	-.003	2	-.338	1
13003		2	max	11732.845	5	158.343	1	6.14	2	.001	1	.002	1	.344	2
13004			min	1728.89	2	-167.432	2	-4.111	1	-.001	2	-.002	2	-.344	1
13005		3	max	11732.79	5	158.984	1	6.258	2	.001	1	.002	1	.35	2
13006			min	1729.564	2	-168.073	2	-3.759	1	-.001	2	-.002	2	-.35	1
13007		4	max	11732.735	5	159.625	1	6.376	2	.001	1	.001	1	.357	2
13008			min	1730.238	2	-168.714	2	-3.407	1	-.001	2	-.002	2	-.356	1
13009		5	max	11732.68	5	160.266	1	6.494	2	.001	1	.001	1	.363	2
13010			min	1730.912	2	-169.355	2	-3.054	1	-.001	2	-.002	2	-.363	1
13011		6	max	11732.626	5	160.907	1	6.868	6	.001	1	.001	1	.37	2
13012			min	1731.586	2	-169.996	2	-2.702	1	-.001	2	-.001	2	-.369	1
13013		7	max	11732.571	5	161.548	1	7.467	6	.001	1	.001	1	.377	2
13014			min	1732.26	2	-170.637	2	-2.349	1	-.001	2	-.001	2	-.375	1
13015		8	max	11732.516	5	162.189	1	8.066	6	.001	1	0	1	.383	2
13016			min	1732.934	2	-171.278	2	-1.997	1	-.001	2	0	2	-.382	1

Envelope Member Section Forces (Continued)

	Member	Sec		Axial[lb]	LC	y Shear[lb]	LC	z Shear[lb]	LC	Torque[k-...	LC	y-y Mome...	LC	z-z Mome...	LC
13017		9	max	11732.461	5	162.83	1	8.665	6	.001	1	0	1	.39	2
13018			min	1733.608	2	-171.919	2	-1.645	1	-.001	2	0	2	-.388	1
13019		10	max	11732.407	5	163.471	1	9.263	6	.001	1	.001	5	.397	2
13020			min	1734.282	2	-172.56	2	-1.292	1	-.001	2	0	2	-.394	1
13021		11	max	11732.352	5	164.112	1	9.862	6	.001	1	.001	5	.404	2
13022			min	1734.956	2	-173.201	2	-.94	1	-.001	2	0	2	-.401	1
13023		12	max	11732.297	5	164.753	1	10.461	6	.001	1	.002	5	.41	2
13024			min	1735.63	2	-173.842	2	-.588	1	-.001	2	0	2	-.407	1
13025		13	max	11732.242	5	165.394	1	11.06	6	.001	1	.002	5	.417	2
13026			min	1736.304	2	-174.483	2	-.235	1	-.001	2	0	2	-.414	1
13027		14	max	11732.187	5	166.035	1	11.659	6	.001	1	.002	6	.424	2
13028			min	1736.978	2	-175.124	2	.117	1	-.001	2	0	1	-.42	1
13029		15	max	11732.133	5	166.676	1	12.258	6	.001	1	.003	6	.431	2
13030			min	1737.652	2	-175.765	2	.469	1	-.001	2	0	1	-.427	1
13031		16	max	11732.078	5	167.317	1	12.857	6	.001	1	.003	6	.438	2
13032			min	1738.326	2	-176.406	2	.822	1	-.001	2	0	1	-.433	1
13033		17	max	11732.023	5	167.958	1	13.456	6	.001	1	.004	6	.445	2
13034			min	1738.999	2	-177.047	2	1.174	1	-.001	2	0	1	-.44	1
13035		18	max	11731.968	5	168.599	1	14.054	6	.001	1	.004	6	.451	2
13036			min	1739.673	2	-177.688	2	1.526	1	-.001	2	0	1	-.446	1
13037		19	max	11731.914	5	169.24	1	14.653	6	.001	1	.005	6	.458	2
13038			min	1740.347	2	-178.329	2	1.879	1	-.001	2	0	1	-.453	1
13039		20	max	11731.859	5	169.881	1	15.252	6	.001	1	.005	6	.465	2
13040			min	1741.021	2	-178.97	2	2.231	1	-.001	2	.001	1	-.459	1
13041	M342	1	max	.661	1	1.426	7	.719	3	0	11	0	4	0	7
13042			min	-.754	2	.139	4	-.719	1	0	1	0	2	0	2
13043		2	max	.488	1	1.053	7	.53	3	0	11	0	4	0	7
13044			min	-.557	2	.103	4	-.53	1	0	1	0	2	0	2
13045		3	max	.315	1	.679	7	.342	3	0	11	0	3	0	4
13046			min	-.359	2	.066	4	-.342	1	0	1	0	1	0	5
13047		4	max	.142	1	.306	7	.154	3	0	11	0	3	0	4
13048			min	-.162	2	.03	4	-.154	1	0	1	0	1	0	5
13049		5	max	.036	4	-.007	2	.034	4	0	11	0	3	0	4
13050			min	-.031	3	-.067	5	-.034	2	0	1	0	1	0	5
13051		6	max	.233	4	-.043	2	.222	4	0	11	0	3	0	4
13052			min	-.204	3	-.441	5	-.222	2	0	1	0	1	0	5
13053		7	max	.431	4	-.079	2	.41	4	0	11	0	3	0	4
13054			min	-.377	3	-.814	5	-.41	2	0	1	0	1	0	5
13055		8	max	.628	4	-.116	2	.598	4	0	11	0	4	0	7
13056			min	-.55	3	-1.188	5	-.598	2	0	1	0	2	0	2
13057		9	max	.921	1	1.986	7	1.001	3	0	11	0	4	0	7
13058			min	-1.051	2	.194	4	-1.001	4	0	1	0	2	0	2
13059		10	max	.748	1	1.613	7	.813	3	0	11	0	4	0	7
13060			min	-.853	2	.157	4	-.813	4	0	1	0	2	0	2
13061		11	max	.575	1	1.24	7	.624	3	0	11	0	4	0	7
13062			min	-.656	2	.121	4	-.624	4	0	1	0	2	0	2
13063		12	max	.402	1	.866	7	.436	3	0	11	0	3	0	4
13064			min	-.458	2	.085	4	-.436	4	0	1	0	1	0	5
13065		13	max	.229	1	.493	7	.248	3	0	11	0	3	0	4
13066			min	-.261	2	.048	4	-.248	4	0	1	0	1	0	5
13067		14	max	.056	1	.119	7	.06	3	0	11	0	3	0	4
13068			min	-.063	2	.012	4	-.06	4	0	1	0	1	0	5

Envelope Member Section Forces (Continued)

	Member	Sec		Axial[lb]	LC	y Shear[lb]	LC	z Shear[lb]	LC	Torque[k-...	LC	y-y Mome...	LC	z-z Mome...	LC
13069		15	max	.134	4	-.025	2	.128	1	0	11	0	3	0	4
13070			min	-.117	3	-.254	5	-.128	2	0	1	0	1	0	5
13071		16	max	.332	4	-.061	2	.316	1	0	11	0	3	0	4
13072			min	-.29	3	-.627	5	-.316	2	0	1	0	1	0	5
13073		17	max	.529	4	-.098	2	.504	1	0	11	0	3	0	4
13074			min	-.463	3	-1.001	5	-.504	2	0	1	0	1	0	5
13075		18	max	.727	4	-.134	2	.692	1	0	11	0	4	0	7
13076			min	-.636	3	-1.374	5	-.692	2	0	1	0	2	0	2
13077		19	max	.924	4	-.171	2	.88	1	0	11	0	4	0	7
13078			min	-.809	3	-1.748	5	-.88	2	0	1	0	2	0	2
13079		20	max	1.122	4	-.207	2	1.069	1	0	11	0	4	0	7
13080			min	-.982	3	-2.121	5	-1.069	2	0	1	0	2	0	2
13081	M343	1	max	2162.491	5	-14.322	2	2.071	3	0	3	0	4	-.002	2
13082			min	138.846	2	-245.441	5	-1.971	4	0	4	0	3	-.034	5
13083		2	max	2162.449	5	-14.362	2	1.854	3	0	3	0	4	-.002	2
13084			min	139.074	2	-245.872	5	-1.754	4	0	4	0	3	-.021	5
13085		3	max	2162.408	5	-14.402	2	1.636	3	0	3	0	1	0	2
13086			min	139.303	2	-246.303	5	-1.537	4	0	4	0	2	-.008	5
13087		4	max	2162.366	5	-14.442	2	1.419	3	0	3	0	3	.005	5
13088			min	139.531	2	-246.734	5	-1.32	4	0	4	0	4	0	2
13089		5	max	2162.325	5	-14.482	2	1.202	3	0	3	0	3	.018	5
13090			min	139.759	2	-247.164	5	-1.102	4	0	4	0	4	0	2
13091		6	max	2162.284	5	-14.522	2	.985	3	0	3	0	3	.031	5
13092			min	139.987	2	-247.595	5	-.885	4	0	4	0	4	.001	2
13093		7	max	1967.931	5	-1.871	2	.909	3	0	3	0	4	0	2
13094			min	152.916	2	-151.273	5	-.808	4	0	4	0	3	-.015	5
13095		8	max	1967.89	5	-1.911	2	.692	3	0	3	0	1	0	2
13096			min	153.144	2	-151.704	5	-.591	4	0	4	0	2	-.007	5
13097		9	max	1967.849	5	-1.951	2	.475	3	0	3	0	1	.001	1
13098			min	153.372	2	-152.135	5	-.374	4	0	4	0	2	0	2
13099		10	max	1967.807	5	-1.991	2	.349	7	0	3	0	7	.009	5
13100			min	153.6	2	-152.565	5	-.156	4	0	4	0	2	0	2
13101		11	max	1967.766	5	-2.031	2	.482	1	0	3	0	1	.017	5
13102			min	153.829	2	-152.996	5	-.35	2	0	4	0	2	0	2
13103		12	max	1967.724	5	-2.071	2	.7	1	0	3	0	1	.026	5
13104			min	154.057	2	-153.427	5	-.567	2	0	4	0	2	0	2
13105		13	max	2146.698	5	-10.102	2	.452	1	0	1	0	2	-.002	2
13106			min	160.623	2	-88.711	5	-.398	2	0	2	0	1	-.012	5
13107		14	max	2146.656	5	-10.142	2	.669	1	0	1	0	10	-.002	2
13108			min	160.851	2	-89.141	5	-.616	2	0	2	0	3	-.007	5
13109		15	max	2146.615	5	-10.182	2	.886	1	0	1	0	1	0	1
13110			min	161.079	2	-89.572	5	-.833	2	0	2	0	2	-.002	6
13111		16	max	2146.573	5	-10.222	2	1.103	1	0	1	0	1	.003	5
13112			min	161.308	2	-90.003	5	-1.05	2	0	2	0	2	0	2
13113		17	max	2146.532	5	-10.262	2	1.32	1	0	1	0	1	.007	5
13114			min	161.536	2	-90.434	5	-1.267	2	0	2	0	2	0	2
13115		18	max	2146.491	5	-10.302	2	1.537	1	0	1	0	1	.012	5
13116			min	161.764	2	-90.865	5	-1.484	2	0	2	0	2	0	2
13117		19	max	2146.449	5	-10.342	2	1.754	1	0	1	0	1	.017	5
13118			min	161.992	2	-91.295	5	-1.701	2	0	2	0	2	0	2
13119		20	max	2146.408	5	-10.382	2	1.972	1	0	1	0	1	.022	5
13120			min	162.221	2	-91.726	5	-1.918	2	0	2	0	2	.001	2

Envelope Member Section Forces (Continued)

	Member	Sec		Axial[lb]	LC	y Shear[lb]	LC	z Shear[lb]	LC	Torque[k-...	LC	y-y Mome...	LC	z-z Mome...	LC
13121	M344	1	max	2216.867	5	12.473	1	.853	1	0	1	0	2	.007	1
13122			min	306.199	2	-49.421	6	-.834	2	0	2	0	1	-.012	2
13123		2	max	2216.824	5	12.349	1	1.079	1	0	1	0	2	.006	1
13124			min	306.436	2	-49.824	6	-1.06	2	0	2	0	1	-.009	2
13125		3	max	2216.781	5	12.225	1	1.305	1	0	1	0	7	.005	1
13126			min	306.674	2	-50.226	6	-1.286	2	0	2	0	4	-.007	2
13127		4	max	2216.738	5	12.101	1	1.53	1	0	1	0	1	.005	1
13128			min	306.911	2	-50.629	6	-1.511	2	0	2	0	2	-.004	2
13129		5	max	2216.695	5	11.977	1	1.756	1	0	1	0	1	.004	1
13130			min	307.148	2	-51.031	6	-1.737	2	0	2	0	2	-.002	2
13131		6	max	2216.652	5	11.853	1	1.982	1	0	1	0	1	.006	5
13132			min	307.385	2	-51.434	6	-1.963	2	0	2	0	2	0	2
13133		7	max	2216.609	5	11.729	1	2.207	1	0	1	0	1	.008	8
13134			min	307.623	2	-51.836	6	-2.188	2	0	2	0	2	.003	9
13135		8	max	2216.566	5	11.605	1	2.433	1	0	1	0	1	.01	6
13136			min	307.86	2	-52.239	6	-2.414	2	0	2	0	2	.002	1
13137		9	max	2216.523	5	11.481	1	2.659	1	0	1	0	1	.013	6
13138			min	308.097	2	-52.641	6	-2.64	2	0	2	0	2	.001	1
13139		10	max	2408.151	5	2.84	1	.577	1	0	1	0	4	.003	1
13140			min	341.446	2	-37.372	6	-.567	2	0	2	0	3	-.008	2
13141		11	max	2408.109	5	2.716	1	.802	1	0	1	0	1	.003	1
13142			min	341.683	2	-37.774	6	-.793	2	0	2	0	3	-.006	2
13143		12	max	2408.066	5	2.592	1	1.028	1	0	1	0	1	.003	1
13144			min	341.921	2	-38.177	6	-1.018	2	0	2	0	2	-.005	2
13145		13	max	2408.023	5	2.468	1	1.254	1	0	1	0	1	.003	1
13146			min	342.158	2	-38.579	6	-1.244	2	0	2	0	2	-.003	2
13147		14	max	2407.98	5	2.344	1	1.479	1	0	1	0	1	.003	1
13148			min	342.395	2	-38.981	6	-1.47	2	0	2	0	2	-.002	2
13149		15	max	2407.937	5	2.22	1	1.705	1	0	1	0	1	.004	5
13150			min	342.633	2	-39.384	6	-1.695	2	0	2	0	2	0	2
13151		16	max	2407.894	5	2.096	1	1.931	1	0	1	0	1	.005	5
13152			min	342.87	2	-39.786	6	-1.921	2	0	2	0	2	.001	2
13153		17	max	2407.851	5	1.971	1	2.156	1	0	1	0	1	.007	6
13154			min	343.107	2	-40.189	6	-2.147	2	0	2	0	2	.002	9
13155		18	max	2407.808	5	1.847	1	2.382	1	0	1	0	1	.009	6
13156			min	343.344	2	-40.591	6	-2.372	2	0	2	0	2	.002	1
13157		19	max	2407.765	5	1.723	1	2.608	1	0	1	0	1	.012	6
13158			min	343.582	2	-40.994	6	-2.598	2	0	2	0	2	.002	1
13159		20	max	2407.722	5	1.599	1	2.833	1	0	1	0	1	.014	6
13160			min	343.819	2	-41.396	6	-2.824	2	0	2	0	2	.002	1
13161	M345	1	max	2548.867	5	1.791	1	.499	7	0	1	0	1	.003	1
13162			min	395.976	2	-24.61	6	-.499	8	0	2	0	2	-.007	6
13163		2	max	2548.84	5	1.712	1	.42	7	0	1	0	1	.003	1
13164			min	396.127	2	-24.867	6	-.419	8	0	2	0	2	-.006	2
13165		3	max	2548.812	5	1.633	1	.341	7	0	1	0	1	.003	1
13166			min	396.278	2	-25.123	6	-.34	8	0	2	0	2	-.005	2
13167		4	max	2548.785	5	1.553	1	.262	7	0	1	0	1	.002	1
13168			min	396.429	2	-25.38	6	-.261	8	0	2	0	2	-.005	2
13169		5	max	2548.757	5	1.474	1	.371	1	0	1	0	1	.002	1
13170			min	396.581	2	-25.637	6	-.374	2	0	2	0	2	-.004	2
13171		6	max	2548.73	5	1.395	1	.515	1	0	1	0	1	.002	1
13172			min	396.732	2	-25.893	6	-.518	2	0	2	0	2	-.003	2

Envelope Member Section Forces (Continued)

	Member	Sec		Axial[lb]	LC	y Shear[lb]	LC	z Shear[lb]	LC	Torque[k-...	LC	y-y Mome...	LC	z-z Mome...	LC
13173		7	max	2548.702	5	1.316	1	.659	1	0	1	0	1	.002	1
13174			min	396.883	2	-26.15	6	-.662	2	0	2	0	2	-.003	2
13175		8	max	2548.675	5	1.237	1	.803	1	0	1	0	1	.002	1
13176			min	397.035	2	-26.407	6	-.806	2	0	2	0	2	-.002	2
13177		9	max	2548.648	5	1.158	1	.947	1	0	1	0	1	.002	1
13178			min	397.186	2	-26.663	6	-.95	2	0	2	0	2	-.001	2
13179		10	max	2548.62	5	1.079	1	1.091	1	0	1	0	1	.002	5
13180			min	397.337	2	-26.92	6	-1.093	2	0	2	0	2	0	2
13181		11	max	2548.593	5	1	1	1.235	1	0	1	0	1	.003	5
13182			min	397.489	2	-27.177	6	-1.237	2	0	2	0	2	0	2
13183		12	max	2548.565	5	.921	1	1.379	1	0	1	0	1	.004	5
13184			min	397.64	2	-27.433	6	-1.381	2	0	2	0	2	0	2
13185		13	max	2548.538	5	.842	1	1.523	1	0	1	0	1	.005	5
13186			min	397.791	2	-27.69	6	-1.525	2	0	2	0	2	.001	2
13187		14	max	2548.51	5	.762	1	1.667	1	0	1	0	1	.005	8
13188			min	397.943	2	-27.947	6	-1.669	2	0	2	0	2	.002	9
13189		15	max	2548.483	5	.683	1	1.811	1	0	1	0	1	.006	6
13190			min	398.094	2	-28.203	6	-1.813	2	0	2	0	2	.002	1
13191		16	max	2548.456	5	.604	1	1.955	1	0	1	0	1	.007	6
13192			min	398.245	2	-28.46	6	-1.957	2	0	2	0	2	.002	1
13193		17	max	2548.428	5	.525	1	2.098	1	0	1	0	1	.008	6
13194			min	398.396	2	-28.716	6	-2.101	2	0	2	0	2	.002	1
13195		18	max	2548.401	5	.446	1	2.242	1	0	1	0	1	.009	6
13196			min	398.548	2	-28.973	6	-2.245	2	0	2	0	2	.002	1
13197		19	max	2548.373	5	.367	1	2.386	1	0	1	.001	1	.01	6
13198			min	398.699	2	-29.23	6	-2.389	2	0	2	-.001	2	.002	1
13199		20	max	2548.346	5	.288	1	2.53	1	0	1	.001	1	.011	6
13200			min	398.85	2	-29.486	6	-2.533	2	0	2	-.001	2	.002	1
13201	M346	1	max	2687.724	5	2.644	1	.647	3	0	1	0	1	.003	1
13202			min	445.436	2	-14.587	6	-.644	4	0	2	0	2	-.005	2
13203		2	max	2687.694	5	2.557	1	.489	3	0	1	0	1	.003	1
13204			min	445.602	2	-14.868	6	-.496	8	0	2	0	2	-.004	2
13205		3	max	2687.665	5	2.47	1	.38	7	0	1	0	1	.002	1
13206			min	445.768	2	-15.149	6	-.409	8	0	2	0	2	-.004	2
13207		4	max	2687.636	5	2.382	1	.293	7	0	1	0	1	.002	1
13208			min	445.934	2	-15.43	6	-.322	8	0	2	0	2	-.003	2
13209		5	max	2687.607	5	2.295	1	.207	7	0	1	0	1	.002	1
13210			min	446.1	2	-15.711	6	-.235	8	0	2	0	2	-.003	2
13211		6	max	2687.578	5	2.208	1	.259	1	0	1	0	1	.002	1
13212			min	446.267	2	-15.992	6	-.283	2	0	2	0	2	-.002	2
13213		7	max	2687.548	5	2.121	1	.417	1	0	1	0	1	.002	1
13214			min	446.433	2	-16.273	6	-.441	2	0	2	0	2	-.002	2
13215		8	max	2687.519	5	2.034	1	.575	1	0	1	0	1	.002	1
13216			min	446.599	2	-16.554	6	-.599	2	0	2	0	2	-.001	2
13217		9	max	2687.49	5	1.947	1	.733	1	0	1	0	1	.002	1
13218			min	446.765	2	-16.835	6	-.757	2	0	2	0	2	0	2
13219		10	max	2687.461	5	1.859	1	.891	1	0	1	0	1	.002	5
13220			min	446.931	2	-17.116	6	-.915	2	0	2	0	2	0	2
13221		11	max	2687.432	5	1.772	1	1.048	1	0	1	0	1	.003	5
13222			min	447.097	2	-17.397	6	-1.073	2	0	2	0	2	0	2
13223		12	max	2687.402	5	1.685	1	1.206	1	0	1	0	1	.003	5
13224			min	447.263	2	-17.678	6	-1.23	2	0	2	0	2	0	2

Envelope Member Section Forces (Continued)

	Member	Sec		Axial[lb]	LC	y Shear[lb]	LC	z Shear[lb]	LC	Torque[k-...	LC	y-y Mome...	LC	z-z Mome...	LC
13225		13	max	2687.373	5	1.598	1	1.364	1	0	1	0	1	.004	5
13226			min	447.429	2	-17.959	6	-1.388	2	0	2	0	2	.001	2
13227		14	max	2687.344	5	1.511	1	1.522	1	0	1	0	1	.004	6
13228			min	447.595	2	-18.24	6	-1.546	2	0	2	0	2	.002	9
13229		15	max	2687.315	5	1.423	1	1.68	1	0	1	0	1	.005	6
13230			min	447.761	2	-18.521	6	-1.704	2	0	2	0	2	.002	1
13231		16	max	2687.286	5	1.336	1	1.838	1	0	1	.001	1	.006	6
13232			min	447.927	2	-18.802	6	-1.862	2	0	2	-.001	2	.002	1
13233		17	max	2687.256	5	1.249	1	1.996	1	0	1	.001	1	.007	6
13234			min	448.094	2	-19.083	6	-2.02	2	0	2	-.001	2	.001	1
13235		18	max	2687.227	5	1.162	1	2.154	1	0	1	.001	1	.007	6
13236			min	448.26	2	-19.364	6	-2.178	2	0	2	-.001	2	.001	1
13237		19	max	2687.198	5	1.075	1	2.312	1	0	1	.001	1	.008	6
13238			min	448.426	2	-19.645	6	-2.336	2	0	2	-.001	2	.001	1
13239		20	max	2687.169	5	.988	1	2.47	1	0	1	.001	1	.009	6
13240			min	448.592	2	-19.926	6	-2.494	2	0	2	-.001	2	.001	1
13241	M347	1	max	98.878	2	-10.406	2	3.376	3	0	4	0	4	-.002	2
13242			min	-831.067	5	-153.117	5	-3.328	4	0	3	0	3	-.023	5
13243		2	max	99.088	2	-10.486	2	3.166	3	0	4	0	4	-.001	2
13244			min	-831.182	5	-153.526	5	-3.118	4	0	3	0	3	-.015	5
13245		3	max	99.298	2	-10.566	2	2.956	3	0	4	0	4	0	2
13246			min	-831.298	5	-153.935	5	-2.908	4	0	3	0	3	-.007	5
13247		4	max	99.508	2	-10.645	2	2.746	3	0	4	0	1	.001	7
13248			min	-831.413	5	-154.344	5	-2.698	4	0	3	0	2	0	2
13249		5	max	99.718	2	-10.725	2	2.536	3	0	4	0	3	.009	5
13250			min	-831.529	5	-154.753	5	-2.488	4	0	3	0	4	0	2
13251		6	max	99.928	2	-10.805	2	2.326	3	0	4	0	3	.017	5
13252			min	-831.644	5	-155.162	5	-2.278	4	0	3	0	4	0	2
13253		7	max	152.358	2	-10.737	2	2.62	3	0	4	0	4	-.001	2
13254			min	-487.294	7	-110.214	5	-2.595	4	0	3	0	3	-.01	5
13255		8	max	152.568	2	-10.816	2	2.41	3	0	4	0	4	0	2
13256			min	-487.409	7	-110.623	5	-2.385	4	0	3	0	2	-.004	5
13257		9	max	152.778	2	-10.896	2	2.2	3	0	4	0	1	.001	7
13258			min	-487.525	7	-111.032	5	-2.175	4	0	3	0	2	0	4
13259		10	max	152.988	2	-10.976	2	1.99	3	0	4	0	3	.007	5
13260			min	-487.64	7	-111.441	5	-1.965	4	0	3	0	4	0	2
13261		11	max	153.198	2	-11.056	2	1.78	3	0	4	0	3	.013	5
13262			min	-487.755	7	-111.85	5	-1.755	4	0	3	0	4	.001	2
13263		12	max	153.408	2	-11.135	2	1.57	3	0	4	0	3	.019	5
13264			min	-487.871	7	-112.259	5	-1.545	4	0	3	0	4	.002	2
13265		13	max	211.954	2	15.221	2	3.468	2	0	1	0	1	0	2
13266			min	-487.105	1	-116.837	5	-3.403	1	0	2	0	2	-.015	5
13267		14	max	212.164	2	15.141	2	3.258	2	0	1	0	1	0	2
13268			min	-487.315	1	-117.246	5	-3.193	1	0	2	0	2	-.009	5
13269		15	max	212.374	2	15.061	2	3.048	2	0	1	0	3	0	4
13270			min	-487.525	1	-117.655	5	-2.983	1	0	2	0	4	-.003	7
13271		16	max	212.584	2	14.982	2	2.838	2	0	1	0	2	.003	1
13272			min	-487.735	1	-118.064	5	-2.773	1	0	2	0	1	-.001	2
13273		17	max	212.794	2	14.902	2	2.628	2	0	1	0	2	.009	5
13274			min	-487.945	1	-118.473	5	-2.563	1	0	2	0	1	-.002	2
13275		18	max	213.004	2	14.822	2	2.418	2	0	1	0	2	.016	5
13276			min	-488.155	1	-118.882	5	-2.353	1	0	2	0	1	-.003	2

Envelope Member Section Forces (Continued)

	Member	Sec		Axial[lb]	LC	y Shear[lb]	LC	z Shear[lb]	LC	Torque[k-...	LC	y-y Mome...	LC	z-z Mome...	LC
13277		19	max	213.214	2	14.743	2	2.208	2	0	1	0	2	.022	5
13278			min	-488.365	1	-119.291	5	-2.143	1	0	2	0	1	-.004	2
13279		20	max	213.424	2	14.663	2	1.998	2	0	1	0	2	.028	5
13280			min	-488.575	1	-119.7	5	-1.933	1	0	2	0	1	-.004	2
13281	M348	1	max	690.536	2	8.462	1	.14	6	0	1	0	2	.006	1
13282			min	-1050.103	1	-43.44	6	-.503	5	0	2	0	1	-.01	2
13283		2	max	690.755	2	8.379	1	.331	4	0	1	0	2	.005	1
13284			min	-1050.321	1	-43.865	6	-.424	2	0	2	0	1	-.008	2
13285		3	max	690.973	2	8.296	1	.549	4	0	1	0	2	.005	1
13286			min	-1050.54	1	-44.291	6	-.642	2	0	2	0	1	-.006	2
13287		4	max	691.191	2	8.214	1	.767	4	0	1	0	2	.004	1
13288			min	-1050.758	1	-44.716	6	-.86	2	0	2	0	1	-.004	2
13289		5	max	691.409	2	8.131	1	.986	4	0	1	0	2	.004	1
13290			min	-1050.976	1	-45.141	6	-1.078	2	0	2	0	1	-.002	2
13291		6	max	691.628	2	8.048	1	1.204	4	0	1	0	2	.005	5
13292			min	-1051.194	1	-45.566	6	-1.297	2	0	2	0	1	0	2
13293		7	max	691.846	2	7.965	1	1.422	4	0	1	0	2	.007	5
13294			min	-1051.413	1	-45.991	6	-1.515	2	0	2	0	1	.002	2
13295		8	max	692.064	2	7.882	1	1.64	4	0	1	0	2	.009	6
13296			min	-1051.631	1	-46.416	6	-1.733	2	0	2	0	1	.002	1
13297		9	max	692.282	2	7.799	1	1.859	4	0	1	0	2	.011	6
13298			min	-1051.849	1	-46.841	6	-1.952	2	0	2	0	1	.002	1
13299		10	max	709.992	2	1.855	1	.315	6	0	1	0	7	.003	1
13300			min	-1160.101	1	-26.529	6	-.508	5	0	2	0	4	-.006	2
13301		11	max	710.21	2	1.772	1	.195	6	0	1	0	7	.003	1
13302			min	-1160.319	1	-26.954	6	-.388	5	0	2	0	4	-.005	2
13303		12	max	710.428	2	1.69	1	.123	1	0	1	0	7	.003	1
13304			min	-1160.538	1	-27.379	6	-.268	5	0	2	0	4	-.004	2
13305		13	max	710.646	2	1.607	1	.342	1	0	1	0	7	.003	1
13306			min	-1160.756	1	-27.805	6	-.419	2	0	2	0	8	-.002	2
13307		14	max	710.865	2	1.524	1	.56	1	0	1	0	7	.003	1
13308			min	-1160.974	1	-28.23	6	-.637	2	0	2	0	8	-.001	2
13309		15	max	711.083	2	1.441	1	.778	1	0	1	0	1	.003	5
13310			min	-1161.193	1	-28.655	6	-.855	2	0	2	0	2	0	2
13311		16	max	711.301	2	1.358	1	.997	1	0	1	0	1	.005	5
13312			min	-1161.411	1	-29.08	6	-1.073	2	0	2	0	2	0	2
13313		17	max	711.519	2	1.275	1	1.215	1	0	1	0	1	.006	5
13314			min	-1161.629	1	-29.505	6	-1.292	2	0	2	0	2	.002	2
13315		18	max	711.738	2	1.193	1	1.433	1	0	1	0	1	.007	6
13316			min	-1161.847	1	-29.93	6	-1.51	2	0	2	0	2	.002	1
13317		19	max	711.956	2	1.11	1	1.651	1	0	1	0	1	.009	6
13318			min	-1162.066	1	-30.355	6	-1.728	2	0	2	0	2	.002	1
13319		20	max	712.174	2	1.027	1	1.87	1	0	1	0	1	.011	6
13320			min	-1162.284	1	-30.78	6	-1.947	2	0	2	0	2	.002	1
13321	M349	1	max	3105.072	5	-540.501	2	-569.047	3	.136	1	-.02	3	.165	5
13322			min	178.675	2	-2320.429	5	-2349.395	8	-.141	2	-.163	8	-.013	2
13323		2	max	3105.072	5	-540.501	2	-569.047	3	.136	1	-.022	3	.172	5
13324			min	178.675	2	-2320.429	5	-2349.395	8	-.141	2	-.171	8	-.011	2
13325		3	max	3105.072	5	-540.501	2	-569.047	3	.136	1	-.024	3	.18	5
13326			min	178.675	2	-2320.429	5	-2349.395	8	-.141	2	-.178	8	-.009	2
13327		4	max	3105.072	5	-540.501	2	-569.047	3	.136	1	-.026	3	.187	5
13328			min	178.675	2	-2320.429	5	-2349.395	8	-.141	2	-.186	8	-.007	2

Envelope Member Section Forces (Continued)

	Member	Sec		Axial[lb]	LC	y Shear[lb]	LC	z Shear[lb]	LC	Torque[k-...	LC	y-y Mome...	LC	z-z Mome...	LC
13329		5	max	3105.072	5	-540.501	2	-569.047	3	.136	1	-.027	3	.195	5
13330			min	178.675	2	-2320.429	5	-2349.395	8	-.141	2	-.194	8	-.006	2
13331		6	max	3105.072	5	-540.501	2	-569.047	3	.136	1	-.029	3	.203	5
13332			min	178.675	2	-2320.429	5	-2349.395	8	-.141	2	-.201	8	-.004	2
13333		7	max	3105.072	5	-540.501	2	-569.047	3	.136	1	-.031	3	.21	5
13334			min	178.675	2	-2320.429	5	-2349.395	8	-.141	2	-.209	8	-.002	2
13335		8	max	3105.072	5	-540.501	2	-569.047	3	.136	1	-.033	3	.218	5
13336			min	178.675	2	-2320.429	5	-2349.395	8	-.141	2	-.217	8	0	2
13337		9	max	3105.072	5	-540.501	2	-569.047	3	.136	1	-.035	3	.226	5
13338			min	178.675	2	-2320.429	5	-2349.395	8	-.141	2	-.225	8	.002	2
13339		10	max	3105.072	5	-540.501	2	-569.047	3	.136	1	-.037	3	.233	5
13340			min	178.675	2	-2320.429	5	-2349.395	8	-.141	2	-.232	8	.003	2
13341		11	max	3105.072	5	-540.501	2	-569.047	3	.136	1	-.039	3	.241	5
13342			min	178.675	2	-2320.429	5	-2349.395	8	-.141	2	-.24	8	.005	2
13343		12	max	3105.072	5	-540.501	2	-569.047	3	.136	1	-.041	3	.249	5
13344			min	178.675	2	-2320.429	5	-2349.395	8	-.141	2	-.248	8	.007	2
13345		13	max	3105.072	5	-540.501	2	-569.047	3	.136	1	-.042	3	.256	5
13346			min	178.675	2	-2320.429	5	-2349.395	8	-.141	2	-.256	8	.009	2
13347		14	max	3105.072	5	-540.501	2	-569.047	3	.136	1	-.044	3	.264	5
13348			min	178.675	2	-2320.429	5	-2349.395	8	-.141	2	-.263	8	.01	2
13349		15	max	3105.072	5	-540.501	2	-569.047	3	.136	1	-.046	3	.271	5
13350			min	178.675	2	-2320.429	5	-2349.395	8	-.141	2	-.271	8	.012	2
13351		16	max	3105.072	5	-540.501	2	-569.047	3	.136	1	-.048	3	.279	5
13352			min	178.675	2	-2320.429	5	-2349.395	8	-.141	2	-.279	8	.014	2
13353		17	max	3105.072	5	-540.501	2	-569.047	3	.136	1	-.05	3	.287	5
13354			min	178.675	2	-2320.429	5	-2349.395	8	-.141	2	-.286	8	.016	2
13355		18	max	3105.072	5	-540.501	2	-569.047	3	.136	1	-.052	3	.294	5
13356			min	178.675	2	-2320.429	5	-2349.395	8	-.141	2	-.294	8	.018	2
13357		19	max	3105.072	5	-540.501	2	-569.047	3	.136	1	-.054	3	.302	5
13358			min	178.675	2	-2320.429	5	-2349.395	8	-.141	2	-.302	8	.019	2
13359		20	max	3105.072	5	-540.501	2	-569.047	3	.136	1	-.056	3	.31	5
13360			min	178.675	2	-2320.429	5	-2349.395	8	-.141	2	-.31	8	.021	2
13361	M350	1	max	28.262	2	3833.479	8	221.499	2	.169	2	.027	2	-.125	3
13362			min	-2367.934	5	960.501	3	-209.254	1	-.162	1	-.024	1	-.402	8
13363		2	max	28.262	2	3833.479	8	221.499	2	.169	2	.028	2	-.127	3
13364			min	-2367.934	5	960.501	3	-209.254	1	-.162	1	-.025	1	-.413	8
13365		3	max	28.262	2	3833.479	8	221.499	2	.169	2	.028	2	-.13	3
13366			min	-2367.934	5	960.501	3	-209.254	1	-.162	1	-.026	1	-.425	8
13367		4	max	28.262	2	3833.479	8	221.499	2	.169	2	.029	2	-.133	3
13368			min	-2367.934	5	960.501	3	-209.254	1	-.162	1	-.026	1	-.436	8
13369		5	max	28.262	2	3833.479	8	221.499	2	.169	2	.029	2	-.136	3
13370			min	-2367.934	5	960.501	3	-209.254	1	-.162	1	-.027	1	-.447	8
13371		6	max	28.262	2	3833.479	8	221.499	2	.169	2	.03	2	-.139	3
13372			min	-2367.934	5	960.501	3	-209.254	1	-.162	1	-.027	1	-.458	8
13373		7	max	28.262	2	3833.479	8	221.499	2	.169	2	.031	2	-.141	3
13374			min	-2367.934	5	960.501	3	-209.254	1	-.162	1	-.028	1	-.469	8
13375		8	max	28.262	2	3833.479	8	221.499	2	.169	2	.031	2	-.144	3
13376			min	-2367.934	5	960.501	3	-209.254	1	-.162	1	-.029	1	-.48	8
13377		9	max	28.262	2	3833.479	8	221.499	2	.169	2	.032	2	-.147	3
13378			min	-2367.934	5	960.501	3	-209.254	1	-.162	1	-.029	1	-.491	8
13379		10	max	28.262	2	3833.479	8	221.499	2	.169	2	.033	2	-.15	3
13380			min	-2367.934	5	960.501	3	-209.254	1	-.162	1	-.03	1	-.502	8

Envelope Member Section Forces (Continued)

	Member	Sec		Axial[lb]	LC	y Shear[lb]	LC	z Shear[lb]	LC	Torque[k-...	LC	y-y Mome...	LC	z-z Mome...	LC
13381		11	max	28.262	2	3833.479	8	221.499	2	.169	2	.033	2	-.152	3
13382			min	-2367.934	5	960.501	3	-209.254	1	-.162	1	-.03	1	-.513	8
13383		12	max	28.262	2	3833.479	8	221.499	2	.169	2	.034	2	-.155	3
13384			min	-2367.934	5	960.501	3	-209.254	1	-.162	1	-.031	1	-.525	8
13385		13	max	28.262	2	3833.479	8	221.499	2	.169	2	.035	2	-.158	3
13386			min	-2367.934	5	960.501	3	-209.254	1	-.162	1	-.032	1	-.536	8
13387		14	max	28.262	2	3833.479	8	221.499	2	.169	2	.035	2	-.161	3
13388			min	-2367.934	5	960.501	3	-209.254	1	-.162	1	-.032	1	-.547	8
13389		15	max	28.262	2	3833.479	8	221.499	2	.169	2	.036	2	-.164	3
13390			min	-2367.934	5	960.501	3	-209.254	1	-.162	1	-.033	1	-.558	8
13391		16	max	28.262	2	3833.479	8	221.499	2	.169	2	.037	2	-.166	3
13392			min	-2367.934	5	960.501	3	-209.254	1	-.162	1	-.034	1	-.569	8
13393		17	max	28.262	2	3833.479	8	221.499	2	.169	2	.037	2	-.169	3
13394			min	-2367.934	5	960.501	3	-209.254	1	-.162	1	-.034	1	-.58	8
13395		18	max	28.262	2	3833.479	8	221.499	2	.169	2	.038	2	-.172	3
13396			min	-2367.934	5	960.501	3	-209.254	1	-.162	1	-.035	1	-.591	8
13397		19	max	28.262	2	3833.479	8	221.499	2	.169	2	.038	2	-.175	3
13398			min	-2367.934	5	960.501	3	-209.254	1	-.162	1	-.035	1	-.602	8
13399		20	max	28.262	2	3833.479	8	221.499	2	.169	2	.039	2	-.178	3
13400			min	-2367.934	5	960.501	3	-209.254	1	-.162	1	-.036	1	-.613	8
13401	M351	1	max	217.606	5	1545.193	8	-86	2	.031	1	.062	7	.063	8
13402			min	45.596	2	230.851	3	-1531.224	5	-.033	2	.005	4	.004	3
13403		2	max	217.606	5	1545.193	8	-86	2	.031	1	.057	7	.058	8
13404			min	45.596	2	230.851	3	-1531.224	5	-.033	2	.003	4	.004	3
13405		3	max	217.606	5	1545.193	8	-86	2	.031	1	.053	7	.053	8
13406			min	45.596	2	230.851	3	-1531.224	5	-.033	2	.002	4	.003	3
13407		4	max	217.606	5	1545.193	8	-86	2	.031	1	.048	7	.047	8
13408			min	45.596	2	230.851	3	-1531.224	5	-.033	2	0	4	.002	3
13409		5	max	217.606	5	1545.193	8	-86	2	.031	1	.043	7	.042	8
13410			min	45.596	2	230.851	3	-1531.224	5	-.033	2	-.001	4	.001	3
13411		6	max	217.606	5	1545.193	8	-86	2	.031	1	.039	7	.037	8
13412			min	45.596	2	230.851	3	-1531.224	5	-.033	2	-.003	4	0	3
13413		7	max	217.606	5	1545.193	8	-86	2	.031	1	.034	7	.032	8
13414			min	45.596	2	230.851	3	-1531.224	5	-.033	2	-.004	4	0	3
13415		8	max	217.606	5	1545.193	8	-86	2	.031	1	.029	7	.027	8
13416			min	45.596	2	230.851	3	-1531.224	5	-.033	2	-.006	4	0	3
13417		9	max	217.606	5	1545.193	8	-86	2	.031	1	.025	7	.022	8
13418			min	45.596	2	230.851	3	-1531.224	5	-.033	2	-.007	4	-.002	3
13419		10	max	217.606	5	1545.193	8	-86	2	.031	1	.021	3	.017	8
13420			min	45.596	2	230.851	3	-1531.224	5	-.033	2	-.009	4	-.002	3
13421		11	max	217.606	5	1545.193	8	-86	2	.031	1	.019	3	.012	8
13422			min	45.596	2	230.851	3	-1531.224	5	-.033	2	-.01	4	-.003	3
13423		12	max	217.606	5	1545.193	8	-86	2	.031	1	.017	3	.009	4
13424			min	45.596	2	230.851	3	-1531.224	5	-.033	2	-.012	4	-.004	3
13425		13	max	217.606	5	1545.193	8	-86	2	.031	1	.015	3	.006	4
13426			min	45.596	2	230.851	3	-1531.224	5	-.033	2	-.013	4	-.005	3
13427		14	max	217.606	5	1545.193	8	-86	2	.031	1	.013	3	.003	4
13428			min	45.596	2	230.851	3	-1531.224	5	-.033	2	-.015	4	-.005	3
13429		15	max	217.606	5	1545.193	8	-86	2	.031	1	.012	2	0	4
13430			min	45.596	2	230.851	3	-1531.224	5	-.033	2	-.017	1	-.009	5
13431		16	max	217.606	5	1545.193	8	-86	2	.031	1	.012	2	-.002	1
13432			min	45.596	2	230.851	3	-1531.224	5	-.033	2	-.02	1	-.014	8

Envelope Member Section Forces (Continued)

	Member	Sec		Axial[lb]	LC	y Shear[lb]	LC	z Shear[lb]	LC	Torque[k-...	LC	y-y Mome...	LC	z-z Mome...	LC
13433		17	max	217.606	5	1545.193	8	-86	2	.031	1	.011	2	-.003	1
13434			min	45.596	2	230.851	3	-1531.224	5	-.033	2	-.023	1	-.019	8
13435		18	max	217.606	5	1545.193	8	-86	2	.031	1	.011	2	-.004	1
13436			min	45.596	2	230.851	3	-1531.224	5	-.033	2	-.026	1	-.024	8
13437		19	max	217.606	5	1545.193	8	-86	2	.031	1	.011	2	-.005	1
13438			min	45.596	2	230.851	3	-1531.224	5	-.033	2	-.03	5	-.029	8
13439		20	max	217.606	5	1545.193	8	-86	2	.031	1	.011	2	-.005	1
13440			min	45.596	2	230.851	3	-1531.224	5	-.033	2	-.035	5	-.034	8
13441	M352	1	max	-2.663	1	10.139	3	10.135	2	0	1	0	1	0	3
13442			min	-7.187	8	-10.14	4	-10.141	1	0	2	0	2	0	4
13443		2	max	-2.663	1	10.139	3	10.135	2	0	1	0	1	0	3
13444			min	-7.187	8	-10.14	4	-10.141	1	0	2	0	2	0	4
13445		3	max	-2.663	1	10.139	3	10.135	2	0	1	0	1	0	3
13446			min	-7.187	8	-10.14	4	-10.141	1	0	2	0	2	0	4
13447		4	max	-2.663	1	10.139	3	10.135	2	0	1	0	1	0	3
13448			min	-7.187	8	-10.14	4	-10.141	1	0	2	0	2	0	4
13449		5	max	-2.663	1	10.139	3	10.135	2	0	1	0	1	0	3
13450			min	-7.187	8	-10.14	4	-10.141	1	0	2	0	2	0	4
13451		6	max	-2.663	1	10.139	3	10.135	2	0	1	0	1	0	3
13452			min	-7.187	8	-10.14	4	-10.141	1	0	2	0	2	0	4
13453		7	max	-2.663	1	10.139	3	10.135	2	0	1	0	1	0	3
13454			min	-7.187	8	-10.14	4	-10.141	1	0	2	0	2	0	4
13455		8	max	-2.663	1	10.139	3	10.135	2	0	1	0	1	0	3
13456			min	-7.187	8	-10.14	4	-10.141	1	0	2	0	2	0	4
13457		9	max	-2.663	1	10.139	3	10.135	2	0	1	0	1	0	3
13458			min	-7.187	8	-10.14	4	-10.141	1	0	2	0	2	0	4
13459		10	max	-2.663	1	10.139	3	10.135	2	0	1	0	1	0	3
13460			min	-7.187	8	-10.14	4	-10.141	1	0	2	0	2	0	4
13461		11	max	-2.663	1	10.139	3	10.135	2	0	1	0	1	0	3
13462			min	-7.187	8	-10.14	4	-10.141	1	0	2	0	2	0	4
13463		12	max	-2.663	1	10.139	3	10.135	2	0	1	0	1	0	3
13464			min	-7.187	8	-10.14	4	-10.141	1	0	2	0	2	0	4
13465		13	max	-2.663	1	10.139	3	10.135	2	0	1	0	1	0	3
13466			min	-7.187	8	-10.14	4	-10.141	1	0	2	0	2	0	4
13467		14	max	-2.663	1	10.139	3	10.135	2	0	1	0	1	0	3
13468			min	-7.187	8	-10.14	4	-10.141	1	0	2	0	2	0	4
13469		15	max	-2.663	1	10.139	3	10.135	2	0	1	0	1	0	3
13470			min	-7.187	8	-10.14	4	-10.141	1	0	2	0	2	0	4
13471		16	max	-2.663	1	10.139	3	10.135	2	0	1	0	1	0	3
13472			min	-7.187	8	-10.14	4	-10.141	1	0	2	0	2	0	4
13473		17	max	-2.663	1	10.139	3	10.135	2	0	1	0	1	0	3
13474			min	-7.187	8	-10.14	4	-10.141	1	0	2	0	2	0	4
13475		18	max	-2.663	1	10.139	3	10.135	2	0	1	0	1	0	3
13476			min	-7.187	8	-10.14	4	-10.141	1	0	2	0	2	0	4
13477		19	max	-2.663	1	10.139	3	10.135	2	0	1	0	5	0	3
13478			min	-7.187	8	-10.14	4	-10.141	1	0	2	0	2	0	8
13479		20	max	-2.663	1	10.139	3	10.135	2	0	1	0	5	0	3
13480			min	-7.187	8	-10.14	4	-10.141	1	0	2	0	2	0	8
13481	M353	1	max	-19.223	2	2022.446	5	719.23	3	.117	4	.104	4	.11	1
13482			min	-250.771	5	-765.24	2	-2012.022	8	-.116	3	-.047	3	-.053	2
13483		2	max	-19.223	2	2022.446	5	719.23	3	.117	4	.097	4	.103	1
13484			min	-250.771	5	-765.24	2	-2012.022	8	-.116	3	-.044	3	-.051	2

Envelope Member Section Forces (Continued)

	Member	Sec		Axial[lb]	LC	y Shear[lb]	LC	z Shear[lb]	LC	Torque[k-...	LC	y-y Mome...	LC	z-z Mome...	LC
13485		3	max	-19.223	2	2022.446	5	719.23	3	.117	4	.091	4	.097	1
13486			min	-250.771	5	-765.24	2	-2012.022	8	-.116	3	-.042	3	-.048	2
13487		4	max	-19.223	2	2022.446	5	719.23	3	.117	4	.085	4	.09	1
13488			min	-250.771	5	-765.24	2	-2012.022	8	-.116	3	-.04	3	-.046	2
13489		5	max	-19.223	2	2022.446	5	719.23	3	.117	4	.078	4	.084	1
13490			min	-250.771	5	-765.24	2	-2012.022	8	-.116	3	-.037	3	-.043	2
13491		6	max	-19.223	2	2022.446	5	719.23	3	.117	4	.072	4	.077	1
13492			min	-250.771	5	-765.24	2	-2012.022	8	-.116	3	-.035	3	-.04	2
13493		7	max	-19.223	2	2022.446	5	719.23	3	.117	4	.066	4	.071	1
13494			min	-250.771	5	-765.24	2	-2012.022	8	-.116	3	-.033	3	-.038	2
13495		8	max	-19.223	2	2022.446	5	719.23	3	.117	4	.059	4	.065	1
13496			min	-250.771	5	-765.24	2	-2012.022	8	-.116	3	-.03	3	-.035	2
13497		9	max	-19.223	2	2022.446	5	719.23	3	.117	4	.053	4	.058	1
13498			min	-250.771	5	-765.24	2	-2012.022	8	-.116	3	-.028	3	-.033	2
13499		10	max	-19.223	2	2022.446	5	719.23	3	.117	4	.047	4	.052	1
13500			min	-250.771	5	-765.24	2	-2012.022	8	-.116	3	-.025	3	-.03	2
13501		11	max	-19.223	2	2022.446	5	719.23	3	.117	4	.041	4	.045	1
13502			min	-250.771	5	-765.24	2	-2012.022	8	-.116	3	-.023	3	-.028	2
13503		12	max	-19.223	2	2022.446	5	719.23	3	.117	4	.034	4	.039	1
13504			min	-250.771	5	-765.24	2	-2012.022	8	-.116	3	-.021	3	-.025	2
13505		13	max	-19.223	2	2022.446	5	719.23	3	.117	4	.028	4	.032	1
13506			min	-250.771	5	-765.24	2	-2012.022	8	-.116	3	-.018	3	-.023	2
13507		14	max	-19.223	2	2022.446	5	719.23	3	.117	4	.022	4	.026	1
13508			min	-250.771	5	-765.24	2	-2012.022	8	-.116	3	-.016	3	-.02	2
13509		15	max	-19.223	2	2022.446	5	719.23	3	.117	4	.015	4	.019	1
13510			min	-250.771	5	-765.24	2	-2012.022	8	-.116	3	-.014	3	-.018	2
13511		16	max	-19.223	2	2022.446	5	719.23	3	.117	4	.009	4	.013	1
13512			min	-250.771	5	-765.24	2	-2012.022	8	-.116	3	-.011	3	-.015	2
13513		17	max	-19.223	2	2022.446	5	719.23	3	.117	4	.003	4	.006	1
13514			min	-250.771	5	-765.24	2	-2012.022	8	-.116	3	-.01	7	-.013	2
13515		18	max	-19.223	2	2022.446	5	719.23	3	.117	4	-.004	4	0	1
13516			min	-250.771	5	-765.24	2	-2012.022	8	-.116	3	-.014	7	-.015	6
13517		19	max	-19.223	2	2022.446	5	719.23	3	.117	4	-.002	2	-.006	3
13518			min	-250.771	5	-765.24	2	-2012.022	8	-.116	3	-.02	5	-.02	8
13519		20	max	-19.223	2	2022.446	5	719.23	3	.117	4	0	2	-.004	3
13520			min	-250.771	5	-765.24	2	-2012.022	8	-.116	3	-.026	5	-.026	8
13521	M354	1	max	151.812	5	-468.881	2	136.399	2	.026	1	.008	1	-.027	2
13522			min	12.767	2	-7873.562	5	-130.308	1	-.032	2	-.009	2	-.468	5
13523		2	max	151.812	5	-468.881	2	136.399	2	.026	1	.008	1	-.026	2
13524			min	12.767	2	-7873.562	5	-130.308	1	-.032	2	-.008	2	-.442	5
13525		3	max	151.812	5	-468.881	2	136.399	2	.026	1	.007	1	-.024	2
13526			min	12.767	2	-7873.562	5	-130.308	1	-.032	2	-.008	2	-.416	5
13527		4	max	151.812	5	-468.881	2	136.399	2	.026	1	.007	1	-.022	2
13528			min	12.767	2	-7873.562	5	-130.308	1	-.032	2	-.007	2	-.39	5
13529		5	max	151.812	5	-468.881	2	136.399	2	.026	1	.007	1	-.021	2
13530			min	12.767	2	-7873.562	5	-130.308	1	-.032	2	-.007	2	-.364	5
13531		6	max	151.812	5	-468.881	2	136.399	2	.026	1	.006	1	-.019	2
13532			min	12.767	2	-7873.562	5	-130.308	1	-.032	2	-.007	2	-.338	5
13533		7	max	151.812	5	-468.881	2	136.399	2	.026	1	.006	1	-.018	2
13534			min	12.767	2	-7873.562	5	-130.308	1	-.032	2	-.006	2	-.312	5
13535		8	max	151.812	5	-468.881	2	136.399	2	.026	1	.005	1	-.016	2
13536			min	12.767	2	-7873.562	5	-130.308	1	-.032	2	-.006	2	-.287	5

Envelope Member Section Forces (Continued)

	Member	Sec		Axial[lb]	LC	y Shear[lb]	LC	z Shear[lb]	LC	Torque[k-...	LC	y-y Mome...	LC	z-z Mome...	LC
13537		9	max	151.812	5	-468.881	2	136.399	2	.026	1	.005	1	-.015	2
13538			min	12.767	2	-7873.562	5	-130.308	1	-.032	2	-.005	2	-.261	5
13539		10	max	151.812	5	-468.881	2	136.399	2	.026	1	.004	1	-.013	2
13540			min	12.767	2	-7873.562	5	-130.308	1	-.032	2	-.005	2	-.235	5
13541		11	max	151.812	5	-468.881	2	136.399	2	.026	1	.004	1	-.012	2
13542			min	12.767	2	-7873.562	5	-130.308	1	-.032	2	-.004	2	-.209	5
13543		12	max	151.812	5	-468.881	2	136.399	2	.026	1	.004	1	-.01	2
13544			min	12.767	2	-7873.562	5	-130.308	1	-.032	2	-.004	2	-.183	5
13545		13	max	151.812	5	-468.881	2	136.399	2	.026	1	.003	1	-.009	2
13546			min	12.767	2	-7873.562	5	-130.308	1	-.032	2	-.003	2	-.157	5
13547		14	max	151.812	5	-468.881	2	136.399	2	.026	1	.003	1	-.007	2
13548			min	12.767	2	-7873.562	5	-130.308	1	-.032	2	-.003	2	-.131	5
13549		15	max	151.812	5	-468.881	2	136.399	2	.026	1	.002	1	-.005	2
13550			min	12.767	2	-7873.562	5	-130.308	1	-.032	2	-.003	2	-.105	5
13551		16	max	151.812	5	-468.881	2	136.399	2	.026	1	.002	4	-.004	2
13552			min	12.767	2	-7873.562	5	-130.308	1	-.032	2	-.002	3	-.079	5
13553		17	max	151.812	5	-468.881	2	136.399	2	.026	1	.002	4	-.002	2
13554			min	12.767	2	-7873.562	5	-130.308	1	-.032	2	-.002	3	-.053	5
13555		18	max	151.812	5	-468.881	2	136.399	2	.026	1	.002	4	0	2
13556			min	12.767	2	-7873.562	5	-130.308	1	-.032	2	-.002	3	-.028	5
13557		19	max	151.812	5	-468.881	2	136.399	2	.026	1	.001	4	0	2
13558			min	12.767	2	-7873.562	5	-130.308	1	-.032	2	-.002	3	-.002	1
13559		20	max	151.812	5	-468.881	2	136.399	2	.026	1	.001	4	.024	5
13560			min	12.767	2	-7873.562	5	-130.308	1	-.032	2	-.001	3	.002	2
13561	M355	1	max	85.548	8	883.906	8	-76.303	2	0	2	.017	8	.017	5
13562			min	5.939	3	85.801	2	-885.17	5	0	1	.002	3	0	2
13563		2	max	85.548	8	883.906	8	-76.303	2	0	2	.014	8	.014	5
13564			min	5.939	3	85.801	2	-885.17	5	0	1	.002	3	0	2
13565		3	max	85.548	8	883.906	8	-76.303	2	0	2	.011	8	.011	5
13566			min	5.939	3	85.801	2	-885.17	5	0	1	.001	3	0	2
13567		4	max	85.548	8	883.906	8	-76.303	2	0	2	.008	8	.008	5
13568			min	5.939	3	85.801	2	-885.17	5	0	1	.001	3	0	2
13569		5	max	85.548	8	883.906	8	-76.303	2	0	2	.005	8	.005	5
13570			min	5.939	3	85.801	2	-885.17	5	0	1	0	3	0	2
13571		6	max	85.548	8	883.906	8	-76.303	2	0	2	.002	8	.003	5
13572			min	5.939	3	85.801	2	-885.17	5	0	1	0	3	0	2
13573		7	max	85.548	8	883.906	8	-76.303	2	0	2	0	2	0	1
13574			min	5.939	3	85.801	2	-885.17	5	0	1	0	1	0	2
13575		8	max	85.548	8	883.906	8	-76.303	2	0	2	0	2	0	3
13576			min	5.939	3	85.801	2	-885.17	5	0	1	-.004	5	-.003	8
13577		9	max	85.548	8	883.906	8	-76.303	2	0	2	0	2	-.001	3
13578			min	5.939	3	85.801	2	-885.17	5	0	1	-.006	5	-.006	8
13579		10	max	85.548	8	883.906	8	-76.303	2	0	2	0	2	-.001	3
13580			min	5.939	3	85.801	2	-885.17	5	0	1	-.009	5	-.009	8
13581		11	max	85.548	8	883.906	8	-76.303	2	0	2	0	2	-.002	3
13582			min	5.939	3	85.801	2	-885.17	5	0	1	-.012	5	-.012	8
13583		12	max	85.548	8	883.906	8	-76.303	2	0	2	0	2	-.002	3
13584			min	5.939	3	85.801	2	-885.17	5	0	1	-.015	5	-.015	8
13585		13	max	85.548	8	883.906	8	-76.303	2	0	2	0	2	-.002	3
13586			min	5.939	3	85.801	2	-885.17	5	0	1	-.018	5	-.018	8
13587		14	max	85.548	8	883.906	8	-76.303	2	0	2	-.001	2	-.002	3
13588			min	5.939	3	85.801	2	-885.17	5	0	1	-.021	5	-.021	8

Envelope Member Section Forces (Continued)

	Member	Sec		Axial[lb]	LC	y Shear[lb]	LC	z Shear[lb]	LC	Torque[k-...	LC	y-y Mome...	LC	z-z Mome...	LC
13589		15	max	85.548	8	883.906	8	-76.303	2	0	2	-.001	2	-.003	3
13590			min	5.939	3	85.801	2	-885.17	5	0	1	-.024	5	-.024	8
13591		16	max	85.548	8	883.906	8	-76.303	2	0	2	-.002	2	-.003	3
13592			min	5.939	3	85.801	2	-885.17	5	0	1	-.027	5	-.027	8
13593		17	max	85.548	8	883.906	8	-76.303	2	0	2	-.002	2	-.003	3
13594			min	5.939	3	85.801	2	-885.17	5	0	1	-.03	5	-.03	8
13595		18	max	85.548	8	883.906	8	-76.303	2	0	2	-.002	2	-.004	3
13596			min	5.939	3	85.801	2	-885.17	5	0	1	-.033	5	-.032	8
13597		19	max	85.548	8	883.906	8	-76.303	2	0	2	-.002	2	-.004	3
13598			min	5.939	3	85.801	2	-885.17	5	0	1	-.036	5	-.035	8
13599		20	max	85.548	8	883.906	8	-76.303	2	0	2	-.003	2	-.004	3
13600			min	5.939	3	85.801	2	-885.17	5	0	1	-.038	5	-.038	8
13601	M356	1	max	-11.246	2	-78.163	2	4.744	3	0	4	0	2	-.003	2
13602			min	-81.511	5	-1279.917	5	-3.919	4	0	3	0	1	-.043	5
13603		2	max	-11.246	2	-78.163	2	4.744	3	0	4	0	2	-.002	2
13604			min	-81.511	5	-1279.917	5	-3.919	4	0	3	0	1	-.039	5
13605		3	max	-11.246	2	-78.163	2	4.744	3	0	4	0	2	-.002	2
13606			min	-81.511	5	-1279.917	5	-3.919	4	0	3	0	1	-.034	5
13607		4	max	-11.246	2	-78.163	2	4.744	3	0	4	0	2	-.002	2
13608			min	-81.511	5	-1279.917	5	-3.919	4	0	3	0	1	-.03	5
13609		5	max	-11.246	2	-78.163	2	4.744	3	0	4	0	2	-.002	2
13610			min	-81.511	5	-1279.917	5	-3.919	4	0	3	0	1	-.026	5
13611		6	max	-11.246	2	-78.163	2	4.744	3	0	4	0	2	-.001	2
13612			min	-81.511	5	-1279.917	5	-3.919	4	0	3	0	1	-.022	5
13613		7	max	-11.246	2	-78.163	2	4.744	3	0	4	0	2	0	2
13614			min	-81.511	5	-1279.917	5	-3.919	4	0	3	0	1	-.018	5
13615		8	max	-11.246	2	-78.163	2	4.744	3	0	4	0	3	0	2
13616			min	-81.511	5	-1279.917	5	-3.919	4	0	3	0	4	-.013	5
13617		9	max	-11.246	2	-78.163	2	4.744	3	0	4	0	3	0	2
13618			min	-81.511	5	-1279.917	5	-3.919	4	0	3	0	4	-.009	5
13619		10	max	-11.246	2	-78.163	2	4.744	3	0	4	0	3	0	2
13620			min	-81.511	5	-1279.917	5	-3.919	4	0	3	0	4	-.005	5
13621		11	max	-11.246	2	-78.163	2	4.744	3	0	4	0	3	0	2
13622			min	-81.511	5	-1279.917	5	-3.919	4	0	3	0	4	0	5
13623		12	max	-11.246	2	-78.163	2	4.744	3	0	4	0	3	.003	5
13624			min	-81.511	5	-1279.917	5	-3.919	4	0	3	0	4	0	2
13625		13	max	-11.246	2	-78.163	2	4.744	3	0	4	0	3	.008	5
13626			min	-81.511	5	-1279.917	5	-3.919	4	0	3	0	4	0	2
13627		14	max	-11.246	2	-78.163	2	4.744	3	0	4	0	3	.012	5
13628			min	-81.511	5	-1279.917	5	-3.919	4	0	3	0	4	0	2
13629		15	max	-11.246	2	-78.163	2	4.744	3	0	4	0	3	.016	5
13630			min	-81.511	5	-1279.917	5	-3.919	4	0	3	0	4	.001	2
13631		16	max	-11.246	2	-78.163	2	4.744	3	0	4	0	3	.02	5
13632			min	-81.511	5	-1279.917	5	-3.919	4	0	3	0	4	.001	2
13633		17	max	-11.246	2	-78.163	2	4.744	3	0	4	0	3	.024	5
13634			min	-81.511	5	-1279.917	5	-3.919	4	0	3	0	4	.002	2
13635		18	max	-11.246	2	-78.163	2	4.744	3	0	4	0	3	.029	5
13636			min	-81.511	5	-1279.917	5	-3.919	4	0	3	0	4	.002	2
13637		19	max	-11.246	2	-78.163	2	4.744	3	0	4	0	3	.033	5
13638			min	-81.511	5	-1279.917	5	-3.919	4	0	3	0	4	.002	2
13639		20	max	-11.246	2	-78.163	2	4.744	3	0	4	0	3	.037	5
13640			min	-81.511	5	-1279.917	5	-3.919	4	0	3	0	4	.002	2

Envelope Member Section Forces (Continued)

	Member	Sec		Axial[lb]	LC	y Shear[lb]	LC	z Shear[lb]	LC	Torque[k-...	LC	y-y Mome...	LC	z-z Mome...	LC
13641	M357	1	max	236.649	5	777.083	8	-89.291	2	0	2	.022	8	.022	5
13642			min	-53.198	2	105.885	2	-779.577	5	0	1	.001	2	-.001	2
13643		2	max	236.649	5	777.083	8	-89.291	2	0	2	.019	8	.019	5
13644			min	-53.198	2	105.885	2	-779.577	5	0	1	0	2	-.002	2
13645		3	max	236.649	5	777.083	8	-89.291	2	0	2	.017	8	.017	5
13646			min	-53.198	2	105.885	2	-779.577	5	0	1	0	2	-.002	2
13647		4	max	236.649	5	777.083	8	-89.291	2	0	2	.014	8	.014	5
13648			min	-53.198	2	105.885	2	-779.577	5	0	1	0	2	-.003	2
13649		5	max	236.649	5	777.083	8	-89.291	2	0	2	.012	8	.012	5
13650			min	-53.198	2	105.885	2	-779.577	5	0	1	0	2	-.003	2
13651		6	max	236.649	5	777.083	8	-89.291	2	0	2	.009	8	.009	5
13652			min	-53.198	2	105.885	2	-779.577	5	0	1	0	2	-.003	2
13653		7	max	236.649	5	777.083	8	-89.291	2	0	2	.006	8	.007	1
13654			min	-53.198	2	105.885	2	-779.577	5	0	1	0	2	-.004	2
13655		8	max	236.649	5	777.083	8	-89.291	2	0	2	.004	8	.006	1
13656			min	-53.198	2	105.885	2	-779.577	5	0	1	0	3	-.004	2
13657		9	max	236.649	5	777.083	8	-89.291	2	0	2	.002	4	.005	1
13658			min	-53.198	2	105.885	2	-779.577	5	0	1	-.001	3	-.004	2
13659		10	max	236.649	5	777.083	8	-89.291	2	0	2	0	4	.003	1
13660			min	-53.198	2	105.885	2	-779.577	5	0	1	-.002	7	-.005	2
13661		11	max	236.649	5	777.083	8	-89.291	2	0	2	0	9	.002	1
13662			min	-53.198	2	105.885	2	-779.577	5	0	1	-.004	7	-.005	6
13663		12	max	236.649	5	777.083	8	-89.291	2	0	2	-.002	9	0	1
13664			min	-53.198	2	105.885	2	-779.577	5	0	1	-.006	5	-.007	6
13665		13	max	236.649	5	777.083	8	-89.291	2	0	2	-.002	2	-.001	1
13666			min	-53.198	2	105.885	2	-779.577	5	0	1	-.009	5	-.01	6
13667		14	max	236.649	5	777.083	8	-89.291	2	0	2	-.003	2	-.003	1
13668			min	-53.198	2	105.885	2	-779.577	5	0	1	-.012	5	-.012	6
13669		15	max	236.649	5	777.083	8	-89.291	2	0	2	-.003	2	-.004	1
13670			min	-53.198	2	105.885	2	-779.577	5	0	1	-.014	5	-.014	6
13671		16	max	236.649	5	777.083	8	-89.291	2	0	2	-.003	2	-.005	9
13672			min	-53.198	2	105.885	2	-779.577	5	0	1	-.017	5	-.017	8
13673		17	max	236.649	5	777.083	8	-89.291	2	0	2	-.003	2	-.006	9
13674			min	-53.198	2	105.885	2	-779.577	5	0	1	-.019	5	-.019	8
13675		18	max	236.649	5	777.083	8	-89.291	2	0	2	-.004	2	-.007	9
13676			min	-53.198	2	105.885	2	-779.577	5	0	1	-.022	5	-.022	8
13677		19	max	236.649	5	777.083	8	-89.291	2	0	2	-.004	2	-.008	3
13678			min	-53.198	2	105.885	2	-779.577	5	0	1	-.024	5	-.024	8
13679		20	max	236.649	5	777.083	8	-89.291	2	0	2	-.004	2	-.008	3
13680			min	-53.198	2	105.885	2	-779.577	5	0	1	-.027	5	-.027	8
13681	M358	1	max	492.773	2	710.755	7	-167.58	4	0	3	.019	5	.019	8
13682			min	-754.992	1	149.076	4	-707.638	7	0	4	.002	2	-.001	3
13683		2	max	492.773	2	710.755	7	-167.58	4	0	3	.016	5	.017	8
13684			min	-754.992	1	149.076	4	-707.638	7	0	4	.001	2	-.002	3
13685		3	max	492.773	2	710.755	7	-167.58	4	0	3	.014	5	.014	8
13686			min	-754.992	1	149.076	4	-707.638	7	0	4	0	2	-.003	3
13687		4	max	492.773	2	710.755	7	-167.58	4	0	3	.012	5	.012	8
13688			min	-754.992	1	149.076	4	-707.638	7	0	4	0	2	-.005	3
13689		5	max	492.773	2	710.755	7	-167.58	4	0	3	.01	5	.011	4
13690			min	-754.992	1	149.076	4	-707.638	7	0	4	-.002	2	-.006	3
13691		6	max	492.773	2	710.755	7	-167.58	4	0	3	.008	5	.011	4
13692			min	-754.992	1	149.076	4	-707.638	7	0	4	-.003	2	-.007	3

Envelope Member Section Forces (Continued)

	Member	Sec		Axial[lb]	LC	y Shear[lb]	LC	z Shear[lb]	LC	Torque[k-...	LC	y-y Mome...	LC	z-z Mome...	LC
13693		7	max	492.773	2	710.755	7	-167.58	4	0	3	.007	1	.011	4
13694			min	-754.992	1	149.076	4	-707.638	7	0	4	-.004	2	-.008	3
13695		8	max	492.773	2	710.755	7	-167.58	4	0	3	.006	1	.01	4
13696			min	-754.992	1	149.076	4	-707.638	7	0	4	-.005	2	-.009	3
13697		9	max	492.773	2	710.755	7	-167.58	4	0	3	.006	1	.01	4
13698			min	-754.992	1	149.076	4	-707.638	7	0	4	-.006	2	-.01	3
13699		10	max	492.773	2	710.755	7	-167.58	4	0	3	.005	1	.009	4
13700			min	-754.992	1	149.076	4	-707.638	7	0	4	-.007	2	-.012	3
13701		11	max	492.773	2	710.755	7	-167.58	4	0	3	.005	1	.009	4
13702			min	-754.992	1	149.076	4	-707.638	7	0	4	-.008	2	-.013	3
13703		12	max	492.773	2	710.755	7	-167.58	4	0	3	.004	1	.008	4
13704			min	-754.992	1	149.076	4	-707.638	7	0	4	-.01	2	-.014	3
13705		13	max	492.773	2	710.755	7	-167.58	4	0	3	.003	1	.008	4
13706			min	-754.992	1	149.076	4	-707.638	7	0	4	-.012	6	-.015	3
13707		14	max	492.773	2	710.755	7	-167.58	4	0	3	.003	1	.007	4
13708			min	-754.992	1	149.076	4	-707.638	7	0	4	-.014	6	-.016	3
13709		15	max	492.773	2	710.755	7	-167.58	4	0	3	.002	1	.007	4
13710			min	-754.992	1	149.076	4	-707.638	7	0	4	-.016	6	-.018	7
13711		16	max	492.773	2	710.755	7	-167.58	4	0	3	.002	1	.006	4
13712			min	-754.992	1	149.076	4	-707.638	7	0	4	-.019	6	-.02	7
13713		17	max	492.773	2	710.755	7	-167.58	4	0	3	.001	1	.006	4
13714			min	-754.992	1	149.076	4	-707.638	7	0	4	-.021	6	-.023	7
13715		18	max	492.773	2	710.755	7	-167.58	4	0	3	0	1	.005	4
13716			min	-754.992	1	149.076	4	-707.638	7	0	4	-.023	7	-.025	7
13717		19	max	492.773	2	710.755	7	-167.58	4	0	3	0	1	.005	4
13718			min	-754.992	1	149.076	4	-707.638	7	0	4	-.026	7	-.027	7
13719		20	max	492.773	2	710.755	7	-167.58	4	0	3	0	1	.004	4
13720			min	-754.992	1	149.076	4	-707.638	7	0	4	-.028	7	-.03	7
13721	M359	1	max	34.222	7	427.109	6	15.167	4	.001	3	.009	7	.008	6
13722			min	-3.126	4	-18.983	4	-426.456	7	-.002	4	-.002	4	0	1
13723		2	max	34.222	7	427.109	6	15.167	4	.001	3	.007	7	.007	6
13724			min	-3.126	4	-18.983	4	-426.456	7	-.002	4	-.002	4	0	1
13725		3	max	34.222	7	427.109	6	15.167	4	.001	3	.006	7	.005	6
13726			min	-3.126	4	-18.983	4	-426.456	7	-.002	4	-.002	4	0	1
13727		4	max	34.222	7	427.109	6	15.167	4	.001	3	.004	3	.004	6
13728			min	-3.126	4	-18.983	4	-426.456	7	-.002	4	-.002	4	0	1
13729		5	max	34.222	7	427.109	6	15.167	4	.001	3	.003	3	.002	6
13730			min	-3.126	4	-18.983	4	-426.456	7	-.002	4	-.002	4	0	1
13731		6	max	34.222	7	427.109	6	15.167	4	.001	3	.002	3	.001	4
13732			min	-3.126	4	-18.983	4	-426.456	7	-.002	4	-.002	4	0	3
13733		7	max	34.222	7	427.109	6	15.167	4	.001	3	.001	3	.001	4
13734			min	-3.126	4	-18.983	4	-426.456	7	-.002	4	-.002	4	-.002	3
13735		8	max	34.222	7	427.109	6	15.167	4	.001	3	0	3	.001	4
13736			min	-3.126	4	-18.983	4	-426.456	7	-.002	4	-.002	8	-.003	3
13737		9	max	34.222	7	427.109	6	15.167	4	.001	3	0	1	.001	4
13738			min	-3.126	4	-18.983	4	-426.456	7	-.002	4	-.003	6	-.004	3
13739		10	max	34.222	7	427.109	6	15.167	4	.001	3	0	1	.002	4
13740			min	-3.126	4	-18.983	4	-426.456	7	-.002	4	-.004	6	-.005	7
13741		11	max	34.222	7	427.109	6	15.167	4	.001	3	0	1	.002	4
13742			min	-3.126	4	-18.983	4	-426.456	7	-.002	4	-.006	6	-.006	7
13743		12	max	34.222	7	427.109	6	15.167	4	.001	3	0	1	.002	4
13744			min	-3.126	4	-18.983	4	-426.456	7	-.002	4	-.007	6	-.008	7

Envelope Member Section Forces (Continued)

	Member	Sec		Axial[lb]	LC	y Shear[lb]	LC	z Shear[lb]	LC	Torque[k-...	LC	y-y Mome...	LC	z-z Mome...	LC
13745		13	max	34.222	7	427.109	6	15.167	4	.001	3	0	1	.002	4
13746			min	-3.126	4	-18.983	4	-426.456	7	-.002	4	-.009	6	-.009	7
13747		14	max	34.222	7	427.109	6	15.167	4	.001	3	0	1	.002	4
13748			min	-3.126	4	-18.983	4	-426.456	7	-.002	4	-.01	6	-.011	7
13749		15	max	34.222	7	427.109	6	15.167	4	.001	3	0	1	.002	4
13750			min	-3.126	4	-18.983	4	-426.456	7	-.002	4	-.011	6	-.012	7
13751		16	max	34.222	7	427.109	6	15.167	4	.001	3	0	1	.002	4
13752			min	-3.126	4	-18.983	4	-426.456	7	-.002	4	-.013	6	-.013	7
13753		17	max	34.222	7	427.109	6	15.167	4	.001	3	0	1	.002	4
13754			min	-3.126	4	-18.983	4	-426.456	7	-.002	4	-.014	6	-.015	7
13755		18	max	34.222	7	427.109	6	15.167	4	.001	3	0	1	.002	4
13756			min	-3.126	4	-18.983	4	-426.456	7	-.002	4	-.016	6	-.016	7
13757		19	max	34.222	7	427.109	6	15.167	4	.001	3	0	1	.002	4
13758			min	-3.126	4	-18.983	4	-426.456	7	-.002	4	-.017	6	-.018	7
13759		20	max	34.222	7	427.109	6	15.167	4	.001	3	0	1	.002	4
13760			min	-3.126	4	-18.983	4	-426.456	7	-.002	4	-.018	6	-.019	7
13761	M360	1	max	23.163	7	374.067	6	-5.731	4	.001	3	.009	7	.008	6
13762			min	6.979	1	5.463	1	-373.954	7	-.001	4	0	4	0	1
13763		2	max	23.163	7	374.067	6	-5.731	4	.001	3	.007	7	.007	6
13764			min	6.979	1	5.463	1	-373.954	7	-.001	4	0	4	0	1
13765		3	max	23.163	7	374.067	6	-5.731	4	.001	3	.006	6	.006	7
13766			min	6.979	1	5.463	1	-373.954	7	-.001	4	0	4	0	1
13767		4	max	23.163	7	374.067	6	-5.731	4	.001	3	.005	6	.005	7
13768			min	6.979	1	5.463	1	-373.954	7	-.001	4	0	4	0	1
13769		5	max	23.163	7	374.067	6	-5.731	4	.001	3	.004	6	.003	7
13770			min	6.979	1	5.463	1	-373.954	7	-.001	4	0	1	0	1
13771		6	max	23.163	7	374.067	6	-5.731	4	.001	3	.003	6	.002	7
13772			min	6.979	1	5.463	1	-373.954	7	-.001	4	0	1	0	1
13773		7	max	23.163	7	374.067	6	-5.731	4	.001	3	.001	6	.001	7
13774			min	6.979	1	5.463	1	-373.954	7	-.001	4	0	1	0	9
13775		8	max	23.163	7	374.067	6	-5.731	4	.001	3	0	9	0	1
13776			min	6.979	1	5.463	1	-373.954	7	-.001	4	0	10	0	2
13777		9	max	23.163	7	374.067	6	-5.731	4	.001	3	0	4	0	1
13778			min	6.979	1	5.463	1	-373.954	7	-.001	4	-.001	7	-.001	6
13779		10	max	23.163	7	374.067	6	-5.731	4	.001	3	0	4	0	1
13780			min	6.979	1	5.463	1	-373.954	7	-.001	4	-.002	7	-.003	6
13781		11	max	23.163	7	374.067	6	-5.731	4	.001	3	0	4	0	1
13782			min	6.979	1	5.463	1	-373.954	7	-.001	4	-.004	7	-.004	6
13783		12	max	23.163	7	374.067	6	-5.731	4	.001	3	0	4	0	1
13784			min	6.979	1	5.463	1	-373.954	7	-.001	4	-.005	7	-.005	6
13785		13	max	23.163	7	374.067	6	-5.731	4	.001	3	0	4	0	1
13786			min	6.979	1	5.463	1	-373.954	7	-.001	4	-.006	7	-.006	6
13787		14	max	23.163	7	374.067	6	-5.731	4	.001	3	0	4	0	1
13788			min	6.979	1	5.463	1	-373.954	7	-.001	4	-.007	7	-.008	6
13789		15	max	23.163	7	374.067	6	-5.731	4	.001	3	0	4	0	1
13790			min	6.979	1	5.463	1	-373.954	7	-.001	4	-.009	7	-.009	6
13791		16	max	23.163	7	374.067	6	-5.731	4	.001	3	0	4	0	1
13792			min	6.979	1	5.463	1	-373.954	7	-.001	4	-.01	7	-.01	6
13793		17	max	23.163	7	374.067	6	-5.731	4	.001	3	0	4	0	1
13794			min	6.979	1	5.463	1	-373.954	7	-.001	4	-.011	7	-.011	6
13795		18	max	23.163	7	374.067	6	-5.731	4	.001	3	0	4	0	1
13796			min	6.979	1	5.463	1	-373.954	7	-.001	4	-.012	7	-.013	6

Envelope Member Section Forces (Continued)

	Member	Sec		Axial[lb]	LC	y Shear[lb]	LC	z Shear[lb]	LC	Torque[k-...	LC	y-y Mome...	LC	z-z Mome...	LC
13797		19	max	23.163	7	374.067	6	-5.731	4	.001	3	0	4	0	1
13798			min	6.979	1	5.463	1	-373.954	7	-.001	4	-.014	7	-.014	6
13799		20	max	23.163	7	374.067	6	-5.731	4	.001	3	0	4	0	1
13800			min	6.979	1	5.463	1	-373.954	7	-.001	4	-.015	7	-.015	6
13801	M361	1	max	9.104	8	394.48	6	-14.547	4	0	1	.01	6	.01	7
13802			min	3.869	10	16.704	1	-394.799	7	0	2	0	1	0	4
13803		2	max	9.104	8	394.48	6	-14.547	4	0	1	.009	6	.009	7
13804			min	3.869	10	16.704	1	-394.799	7	0	2	0	1	0	4
13805		3	max	9.104	8	394.48	6	-14.547	4	0	1	.007	6	.007	7
13806			min	3.869	10	16.704	1	-394.799	7	0	2	0	1	0	4
13807		4	max	9.104	8	394.48	6	-14.547	4	0	1	.006	6	.006	7
13808			min	3.869	10	16.704	1	-394.799	7	0	2	0	1	0	4
13809		5	max	9.104	8	394.48	6	-14.547	4	0	1	.005	6	.005	7
13810			min	3.869	10	16.704	1	-394.799	7	0	2	0	1	0	4
13811		6	max	9.104	8	394.48	6	-14.547	4	0	1	.004	6	.003	7
13812			min	3.869	10	16.704	1	-394.799	7	0	2	0	1	0	4
13813		7	max	9.104	8	394.48	6	-14.547	4	0	1	.002	6	.002	7
13814			min	3.869	10	16.704	1	-394.799	7	0	2	0	1	0	4
13815		8	max	9.104	8	394.48	6	-14.547	4	0	1	.001	4	0	3
13816			min	3.869	10	16.704	1	-394.799	7	0	2	0	3	0	4
13817		9	max	9.104	8	394.48	6	-14.547	4	0	1	.001	4	0	1
13818			min	3.869	10	16.704	1	-394.799	7	0	2	-.002	3	-.001	2
13819		10	max	9.104	8	394.48	6	-14.547	4	0	1	.001	4	0	1
13820			min	3.869	10	16.704	1	-394.799	7	0	2	-.002	3	-.002	6
13821		11	max	9.104	8	394.48	6	-14.547	4	0	1	.001	4	0	1
13822			min	3.869	10	16.704	1	-394.799	7	0	2	-.003	7	-.004	6
13823		12	max	9.104	8	394.48	6	-14.547	4	0	1	.001	4	0	1
13824			min	3.869	10	16.704	1	-394.799	7	0	2	-.005	7	-.005	6
13825		13	max	9.104	8	394.48	6	-14.547	4	0	1	0	4	0	1
13826			min	3.869	10	16.704	1	-394.799	7	0	2	-.006	7	-.006	6
13827		14	max	9.104	8	394.48	6	-14.547	4	0	1	0	4	0	1
13828			min	3.869	10	16.704	1	-394.799	7	0	2	-.007	7	-.007	6
13829		15	max	9.104	8	394.48	6	-14.547	4	0	1	0	4	0	1
13830			min	3.869	10	16.704	1	-394.799	7	0	2	-.009	7	-.009	6
13831		16	max	9.104	8	394.48	6	-14.547	4	0	1	0	4	0	1
13832			min	3.869	10	16.704	1	-394.799	7	0	2	-.01	7	-.01	6
13833		17	max	9.104	8	394.48	6	-14.547	4	0	1	0	4	0	1
13834			min	3.869	10	16.704	1	-394.799	7	0	2	-.011	7	-.011	6
13835		18	max	9.104	8	394.48	6	-14.547	4	0	1	0	4	0	1
13836			min	3.869	10	16.704	1	-394.799	7	0	2	-.013	7	-.013	6
13837		19	max	9.104	8	394.48	6	-14.547	4	0	1	0	4	0	1
13838			min	3.869	10	16.704	1	-394.799	7	0	2	-.014	7	-.014	6
13839		20	max	9.104	8	394.48	6	-14.547	4	0	1	0	4	0	1
13840			min	3.869	10	16.704	1	-394.799	7	0	2	-.015	7	-.015	6
13841	M362	1	max	-49.884	1	1005.731	8	235.954	2	.003	4	.013	6	.013	7
13842			min	-519.414	6	-246.679	3	-1002.687	5	-.003	3	.002	1	.002	4
13843		2	max	-49.884	1	1005.731	8	235.954	2	.003	4	.011	6	.011	7
13844			min	-519.414	6	-246.679	3	-1002.687	5	-.003	3	0	1	0	4
13845		3	max	-49.884	1	1005.731	8	235.954	2	.003	4	.009	6	.009	7
13846			min	-519.414	6	-246.679	3	-1002.687	5	-.003	3	-.003	1	-.003	4
13847		4	max	-49.884	1	1005.731	8	235.954	2	.003	4	.009	2	.009	3
13848			min	-519.414	6	-246.679	3	-1002.687	5	-.003	3	-.006	1	-.006	4

Envelope Member Section Forces (Continued)

	Member	Sec		Axial[lb]	LC	y Shear[lb]	LC	z Shear[lb]	LC	Torque[k-...	LC	y-y Mome...	LC	z-z Mome...	LC
13849		5	max	-49.884	1	1005.731	8	235.954	2	.003	4	.01	2	.01	3
13850			min	-519.414	6	-246.679	3	-1002.687	5	-.003	3	-.009	1	-.009	4
13851		6	max	-49.884	1	1005.731	8	235.954	2	.003	4	.011	2	.011	3
13852			min	-519.414	6	-246.679	3	-1002.687	5	-.003	3	-.012	1	-.012	4
13853		7	max	-49.884	1	1005.731	8	235.954	2	.003	4	.011	2	.011	3
13854			min	-519.414	6	-246.679	3	-1002.687	5	-.003	3	-.015	1	-.015	4
13855		8	max	-49.884	1	1005.731	8	235.954	2	.003	4	.012	2	.012	3
13856			min	-519.414	6	-246.679	3	-1002.687	5	-.003	3	-.017	1	-.018	4
13857		9	max	-49.884	1	1005.731	8	235.954	2	.003	4	.013	2	.013	3
13858			min	-519.414	6	-246.679	3	-1002.687	5	-.003	3	-.02	1	-.021	4
13859		10	max	-49.884	1	1005.731	8	235.954	2	.003	4	.014	2	.014	3
13860			min	-519.414	6	-246.679	3	-1002.687	5	-.003	3	-.023	1	-.023	4
13861		11	max	-49.884	1	1005.731	8	235.954	2	.003	4	.014	2	.015	3
13862			min	-519.414	6	-246.679	3	-1002.687	5	-.003	3	-.026	1	-.026	4
13863		12	max	-49.884	1	1005.731	8	235.954	2	.003	4	.015	2	.016	3
13864			min	-519.414	6	-246.679	3	-1002.687	5	-.003	3	-.029	1	-.029	4
13865		13	max	-49.884	1	1005.731	8	235.954	2	.003	4	.016	2	.016	3
13866			min	-519.414	6	-246.679	3	-1002.687	5	-.003	3	-.032	1	-.032	4
13867		14	max	-49.884	1	1005.731	8	235.954	2	.003	4	.017	2	.017	3
13868			min	-519.414	6	-246.679	3	-1002.687	5	-.003	3	-.034	1	-.035	4
13869		15	max	-49.884	1	1005.731	8	235.954	2	.003	4	.018	2	.018	3
13870			min	-519.414	6	-246.679	3	-1002.687	5	-.003	3	-.037	1	-.038	4
13871		16	max	-49.884	1	1005.731	8	235.954	2	.003	4	.018	2	.019	3
13872			min	-519.414	6	-246.679	3	-1002.687	5	-.003	3	-.04	1	-.041	4
13873		17	max	-49.884	1	1005.731	8	235.954	2	.003	4	.019	2	.02	3
13874			min	-519.414	6	-246.679	3	-1002.687	5	-.003	3	-.043	1	-.043	4
13875		18	max	-49.884	1	1005.731	8	235.954	2	.003	4	.02	2	.02	3
13876			min	-519.414	6	-246.679	3	-1002.687	5	-.003	3	-.046	1	-.046	4
13877		19	max	-49.884	1	1005.731	8	235.954	2	.003	4	.021	2	.021	3
13878			min	-519.414	6	-246.679	3	-1002.687	5	-.003	3	-.048	1	-.049	4
13879		20	max	-49.884	1	1005.731	8	235.954	2	.003	4	.021	2	.022	3
13880			min	-519.414	6	-246.679	3	-1002.687	5	-.003	3	-.051	1	-.052	4
13881	M363	1	max	516.297	5	-326.881	2	-332.672	2	.001	3	.006	7	0	1
13882			min	100.614	2	-1862.766	5	-1861.819	8	-.001	4	0	4	-.006	6
13883		2	max	516.297	5	-326.881	2	-332.672	2	.001	3	.002	3	.002	1
13884			min	100.614	2	-1862.766	5	-1861.819	8	-.001	4	-.002	4	-.002	2
13885		3	max	516.297	5	-326.881	2	-332.672	2	.001	3	.001	3	.007	5
13886			min	100.614	2	-1862.766	5	-1861.819	8	-.001	4	-.007	8	-.001	2
13887		4	max	516.297	5	-326.881	2	-332.672	2	.001	3	0	3	.013	5
13888			min	100.614	2	-1862.766	5	-1861.819	8	-.001	4	-.013	8	0	2
13889		5	max	516.297	5	-326.881	2	-332.672	2	.001	3	0	3	.019	5
13890			min	100.614	2	-1862.766	5	-1861.819	8	-.001	4	-.019	8	0	2
13891		6	max	516.297	5	-326.881	2	-332.672	2	.001	3	-.002	3	.025	5
13892			min	100.614	2	-1862.766	5	-1861.819	8	-.001	4	-.025	8	.002	2
13893		7	max	516.297	5	-326.881	2	-332.672	2	.001	3	-.003	3	.031	5
13894			min	100.614	2	-1862.766	5	-1861.819	8	-.001	4	-.031	8	.003	2
13895		8	max	516.297	5	-326.881	2	-332.672	2	.001	3	-.004	3	.037	5
13896			min	100.614	2	-1862.766	5	-1861.819	8	-.001	4	-.037	8	.004	2
13897		9	max	516.297	5	-326.881	2	-332.672	2	.001	3	-.005	3	.043	5
13898			min	100.614	2	-1862.766	5	-1861.819	8	-.001	4	-.043	8	.005	2
13899		10	max	516.297	5	-326.881	2	-332.672	2	.001	3	-.006	3	.049	5
13900			min	100.614	2	-1862.766	5	-1861.819	8	-.001	4	-.049	8	.006	2

Envelope Member Section Forces (Continued)

	Member	Sec		Axial[lb]	LC	y Shear[lb]	LC	z Shear[lb]	LC	Torque[k-...	LC	y-y Mome...	LC	z-z Mome...	LC
13901		11	max	516.297	5	-326.881	2	-332.672	2	.001	3	-.007	3	.055	5
13902			min	100.614	2	-1862.766	5	-1861.819	8	-.001	4	-.055	8	.007	2
13903		12	max	516.297	5	-326.881	2	-332.672	2	.001	3	-.008	3	.061	5
13904			min	100.614	2	-1862.766	5	-1861.819	8	-.001	4	-.061	8	.008	2
13905		13	max	516.297	5	-326.881	2	-332.672	2	.001	3	-.009	3	.067	5
13906			min	100.614	2	-1862.766	5	-1861.819	8	-.001	4	-.067	8	.009	2
13907		14	max	516.297	5	-326.881	2	-332.672	2	.001	3	-.011	3	.073	5
13908			min	100.614	2	-1862.766	5	-1861.819	8	-.001	4	-.073	8	.01	2
13909		15	max	516.297	5	-326.881	2	-332.672	2	.001	3	-.012	3	.079	5
13910			min	100.614	2	-1862.766	5	-1861.819	8	-.001	4	-.079	8	.012	2
13911		16	max	516.297	5	-326.881	2	-332.672	2	.001	3	-.013	3	.085	5
13912			min	100.614	2	-1862.766	5	-1861.819	8	-.001	4	-.085	8	.013	2
13913		17	max	516.297	5	-326.881	2	-332.672	2	.001	3	-.014	3	.091	5
13914			min	100.614	2	-1862.766	5	-1861.819	8	-.001	4	-.091	8	.014	2
13915		18	max	516.297	5	-326.881	2	-332.672	2	.001	3	-.015	3	.097	5
13916			min	100.614	2	-1862.766	5	-1861.819	8	-.001	4	-.097	8	.015	2
13917		19	max	516.297	5	-326.881	2	-332.672	2	.001	3	-.016	3	.103	5
13918			min	100.614	2	-1862.766	5	-1861.819	8	-.001	4	-.103	8	.016	2
13919		20	max	516.297	5	-326.881	2	-332.672	2	.001	3	-.017	3	.109	5
13920			min	100.614	2	-1862.766	5	-1861.819	8	-.001	4	-.109	8	.017	2
13921	M364	1	max	-5.536	1	13.584	1	6.865	1	0	3	.001	4	0	1
13922			min	-14.206	6	-353.155	7	-6.43	2	0	4	-.001	3	-.013	6
13923		2	max	-5.536	1	13.584	1	6.865	1	0	3	.001	4	0	1
13924			min	-14.206	6	-353.155	7	-6.43	2	0	4	-.001	3	-.012	6
13925		3	max	-5.536	1	13.584	1	6.865	1	0	3	.001	4	0	1
13926			min	-14.206	6	-353.155	7	-6.43	2	0	4	-.001	3	-.011	6
13927		4	max	-5.536	1	13.584	1	6.865	1	0	3	.001	4	0	1
13928			min	-14.206	6	-353.155	7	-6.43	2	0	4	-.001	3	-.01	6
13929		5	max	-5.536	1	13.584	1	6.865	1	0	3	.001	4	0	1
13930			min	-14.206	6	-353.155	7	-6.43	2	0	4	-.001	3	-.009	6
13931		6	max	-5.536	1	13.584	1	6.865	1	0	3	.001	4	0	1
13932			min	-14.206	6	-353.155	7	-6.43	2	0	4	-.001	3	-.008	6
13933		7	max	-5.536	1	13.584	1	6.865	1	0	3	.001	4	0	1
13934			min	-14.206	6	-353.155	7	-6.43	2	0	4	-.001	3	-.006	6
13935		8	max	-5.536	1	13.584	1	6.865	1	0	3	.001	4	0	1
13936			min	-14.206	6	-353.155	7	-6.43	2	0	4	-.001	3	-.005	6
13937		9	max	-5.536	1	13.584	1	6.865	1	0	3	.001	4	0	1
13938			min	-14.206	6	-353.155	7	-6.43	2	0	4	-.001	3	-.004	6
13939		10	max	-5.536	1	13.584	1	6.865	1	0	3	.001	4	0	1
13940			min	-14.206	6	-353.155	7	-6.43	2	0	4	-.001	3	-.003	6
13941		11	max	-5.536	1	13.584	1	6.865	1	0	3	.001	4	0	1
13942			min	-14.206	6	-353.155	7	-6.43	2	0	4	-.001	3	-.002	6
13943		12	max	-5.536	1	13.584	1	6.865	1	0	3	.001	4	0	1
13944			min	-14.206	6	-353.155	7	-6.43	2	0	4	-.001	3	0	2
13945		13	max	-5.536	1	13.584	1	6.865	1	0	3	.001	4	0	7
13946			min	-14.206	6	-353.155	7	-6.43	2	0	4	-.001	3	0	9
13947		14	max	-5.536	1	13.584	1	6.865	1	0	3	.001	4	.002	7
13948			min	-14.206	6	-353.155	7	-6.43	2	0	4	-.001	3	0	4
13949		15	max	-5.536	1	13.584	1	6.865	1	0	3	.001	4	.003	7
13950			min	-14.206	6	-353.155	7	-6.43	2	0	4	0	3	0	4
13951		16	max	-5.536	1	13.584	1	6.865	1	0	3	.001	4	.004	7
13952			min	-14.206	6	-353.155	7	-6.43	2	0	4	0	3	0	1

Envelope Member Section Forces (Continued)

	Member	Sec		Axial[lb]	LC	y Shear[lb]	LC	z Shear[lb]	LC	Torque[k-...	LC	y-y Mome...	LC	z-z Mome...	LC
13953		17	max	-5.536	1	13.584	1	6.865	1	0	3	0	4	.005	7
13954			min	-14.206	6	-353.155	7	-6.43	2	0	4	0	3	0	1
13955		18	max	-5.536	1	13.584	1	6.865	1	0	3	0	4	.006	7
13956			min	-14.206	6	-353.155	7	-6.43	2	0	4	0	3	0	1
13957		19	max	-5.536	1	13.584	1	6.865	1	0	3	0	4	.008	7
13958			min	-14.206	6	-353.155	7	-6.43	2	0	4	0	3	0	1
13959		20	max	-5.536	1	13.584	1	6.865	1	0	3	0	4	.009	7
13960			min	-14.206	6	-353.155	7	-6.43	2	0	4	0	3	0	1
13961	M365	1	max	-3.811	1	9.31	1	5.92	1	.002	3	0	4	0	1
13962			min	-15.005	7	-455.678	6	-5.745	2	-.002	4	0	3	-.017	6
13963		2	max	-3.811	1	9.31	1	5.92	1	.002	3	0	4	0	1
13964			min	-15.005	7	-455.678	6	-5.745	2	-.002	4	0	3	-.015	6
13965		3	max	-3.811	1	9.31	1	5.92	1	.002	3	0	4	0	1
13966			min	-15.005	7	-455.678	6	-5.745	2	-.002	4	0	3	-.014	6
13967		4	max	-3.811	1	9.31	1	5.92	1	.002	3	0	4	0	1
13968			min	-15.005	7	-455.678	6	-5.745	2	-.002	4	0	3	-.012	6
13969		5	max	-3.811	1	9.31	1	5.92	1	.002	3	0	4	0	1
13970			min	-15.005	7	-455.678	6	-5.745	2	-.002	4	0	3	-.011	6
13971		6	max	-3.811	1	9.31	1	5.92	1	.002	3	0	4	0	1
13972			min	-15.005	7	-455.678	6	-5.745	2	-.002	4	0	3	-.009	6
13973		7	max	-3.811	1	9.31	1	5.92	1	.002	3	0	4	0	1
13974			min	-15.005	7	-455.678	6	-5.745	2	-.002	4	0	3	-.008	6
13975		8	max	-3.811	1	9.31	1	5.92	1	.002	3	0	4	0	1
13976			min	-15.005	7	-455.678	6	-5.745	2	-.002	4	0	3	-.006	6
13977		9	max	-3.811	1	9.31	1	5.92	1	.002	3	0	4	0	1
13978			min	-15.005	7	-455.678	6	-5.745	2	-.002	4	0	3	-.005	6
13979		10	max	-3.811	1	9.31	1	5.92	1	.002	3	0	4	0	1
13980			min	-15.005	7	-455.678	6	-5.745	2	-.002	4	0	3	-.003	6
13981		11	max	-3.811	1	9.31	1	5.92	1	.002	3	0	4	0	1
13982			min	-15.005	7	-455.678	6	-5.745	2	-.002	4	0	3	-.002	6
13983		12	max	-3.811	1	9.31	1	5.92	1	.002	3	0	4	0	1
13984			min	-15.005	7	-455.678	6	-5.745	2	-.002	4	0	3	0	2
13985		13	max	-3.811	1	9.31	1	5.92	1	.002	3	0	4	.001	7
13986			min	-15.005	7	-455.678	6	-5.745	2	-.002	4	0	3	0	4
13987		14	max	-3.811	1	9.31	1	5.92	1	.002	3	0	4	.003	7
13988			min	-15.005	7	-455.678	6	-5.745	2	-.002	4	0	3	0	4
13989		15	max	-3.811	1	9.31	1	5.92	1	.002	3	0	4	.004	7
13990			min	-15.005	7	-455.678	6	-5.745	2	-.002	4	0	3	0	1
13991		16	max	-3.811	1	9.31	1	5.92	1	.002	3	0	4	.006	7
13992			min	-15.005	7	-455.678	6	-5.745	2	-.002	4	0	3	0	1
13993		17	max	-3.811	1	9.31	1	5.92	1	.002	3	0	4	.007	7
13994			min	-15.005	7	-455.678	6	-5.745	2	-.002	4	0	3	0	1
13995		18	max	-3.811	1	9.31	1	5.92	1	.002	3	0	4	.009	7
13996			min	-15.005	7	-455.678	6	-5.745	2	-.002	4	0	3	0	1
13997		19	max	-3.811	1	9.31	1	5.92	1	.002	3	0	4	.01	7
13998			min	-15.005	7	-455.678	6	-5.745	2	-.002	4	0	3	0	1
13999		20	max	-3.811	1	9.31	1	5.92	1	.002	3	0	4	.012	6
14000			min	-15.005	7	-455.678	6	-5.745	2	-.002	4	0	3	0	1
14001	M366	1	max	2.015	1	57.512	1	9.794	3	.002	3	0	1	.003	1
14002			min	-14.194	6	-496.852	6	-10.02	4	-.002	4	0	2	-.017	6
14003		2	max	2.015	1	57.512	1	9.794	3	.002	3	0	1	.003	1
14004			min	-14.194	6	-496.852	6	-10.02	4	-.002	4	0	2	-.015	6

Envelope Member Section Forces (Continued)

	Member	Sec		Axial[lb]	LC	y Shear[lb]	LC	z Shear[lb]	LC	Torque[k-...	LC	y-y Mome...	LC	z-z Mome...	LC
14005		3	max	2.015	1	57.512	1	9.794	3	.002	3	0	1	.002	1
14006			min	-14.194	6	-496.852	6	-10.02	4	-.002	4	0	2	-.014	6
14007		4	max	2.015	1	57.512	1	9.794	3	.002	3	0	1	.002	1
14008			min	-14.194	6	-496.852	6	-10.02	4	-.002	4	0	2	-.012	6
14009		5	max	2.015	1	57.512	1	9.794	3	.002	3	0	1	.002	1
14010			min	-14.194	6	-496.852	6	-10.02	4	-.002	4	0	2	-.01	6
14011		6	max	2.015	1	57.512	1	9.794	3	.002	3	0	1	.002	1
14012			min	-14.194	6	-496.852	6	-10.02	4	-.002	4	0	2	-.009	6
14013		7	max	2.015	1	57.512	1	9.794	3	.002	3	0	1	.002	1
14014			min	-14.194	6	-496.852	6	-10.02	4	-.002	4	0	2	-.007	6
14015		8	max	2.015	1	57.512	1	9.794	3	.002	3	0	3	.001	1
14016			min	-14.194	6	-496.852	6	-10.02	4	-.002	4	0	2	-.005	6
14017		9	max	2.015	1	57.512	1	9.794	3	.002	3	0	3	.001	1
14018			min	-14.194	6	-496.852	6	-10.02	4	-.002	4	0	4	-.004	6
14019		10	max	2.015	1	57.512	1	9.794	3	.002	3	0	3	.001	1
14020			min	-14.194	6	-496.852	6	-10.02	4	-.002	4	0	4	-.002	2
14021		11	max	2.015	1	57.512	1	9.794	3	.002	3	0	3	0	1
14022			min	-14.194	6	-496.852	6	-10.02	4	-.002	4	0	4	-.001	2
14023		12	max	2.015	1	57.512	1	9.794	3	.002	3	0	3	.001	5
14024			min	-14.194	6	-496.852	6	-10.02	4	-.002	4	0	4	0	2
14025		13	max	2.015	1	57.512	1	9.794	3	.002	3	0	3	.003	7
14026			min	-14.194	6	-496.852	6	-10.02	4	-.002	4	0	4	0	4
14027		14	max	2.015	1	57.512	1	9.794	3	.002	3	0	3	.004	7
14028			min	-14.194	6	-496.852	6	-10.02	4	-.002	4	0	4	0	1
14029		15	max	2.015	1	57.512	1	9.794	3	.002	3	0	3	.006	6
14030			min	-14.194	6	-496.852	6	-10.02	4	-.002	4	0	4	0	1
14031		16	max	2.015	1	57.512	1	9.794	3	.002	3	0	3	.008	6
14032			min	-14.194	6	-496.852	6	-10.02	4	-.002	4	0	4	0	1
14033		17	max	2.015	1	57.512	1	9.794	3	.002	3	0	3	.009	6
14034			min	-14.194	6	-496.852	6	-10.02	4	-.002	4	0	4	0	1
14035		18	max	2.015	1	57.512	1	9.794	3	.002	3	0	3	.011	6
14036			min	-14.194	6	-496.852	6	-10.02	4	-.002	4	0	4	0	1
14037		19	max	2.015	1	57.512	1	9.794	3	.002	3	0	3	.013	6
14038			min	-14.194	6	-496.852	6	-10.02	4	-.002	4	0	4	0	1
14039		20	max	2.015	1	57.512	1	9.794	3	.002	3	0	3	.014	6
14040			min	-14.194	6	-496.852	6	-10.02	4	-.002	4	0	4	0	1
14041	M367	1	max	16.833	2	-124.576	1	13.62	3	0	3	.001	3	-.003	1
14042			min	-39.558	1	-592.152	6	-13.462	4	0	4	-.001	4	-.02	6
14043		2	max	16.833	2	-124.576	1	13.62	3	0	3	.001	3	-.003	1
14044			min	-39.558	1	-592.152	6	-13.462	4	0	4	-.001	4	-.018	6
14045		3	max	16.833	2	-124.576	1	13.62	3	0	3	.001	3	-.002	1
14046			min	-39.558	1	-592.152	6	-13.462	4	0	4	-.001	4	-.016	6
14047		4	max	16.833	2	-124.576	1	13.62	3	0	3	.001	3	-.002	1
14048			min	-39.558	1	-592.152	6	-13.462	4	0	4	-.001	4	-.014	6
14049		5	max	16.833	2	-124.576	1	13.62	3	0	3	.001	3	-.001	1
14050			min	-39.558	1	-592.152	6	-13.462	4	0	4	-.001	4	-.012	6
14051		6	max	16.833	2	-124.576	1	13.62	3	0	3	.001	3	-.001	1
14052			min	-39.558	1	-592.152	6	-13.462	4	0	4	-.001	4	-.01	6
14053		7	max	16.833	2	-124.576	1	13.62	3	0	3	.001	3	0	1
14054			min	-39.558	1	-592.152	6	-13.462	4	0	4	-.001	4	-.008	6
14055		8	max	16.833	2	-124.576	1	13.62	3	0	3	.001	3	0	1
14056			min	-39.558	1	-592.152	6	-13.462	4	0	4	-.001	4	-.006	6

Envelope Member Section Forces (Continued)

	Member	Sec		Axial[lb]	LC	y Shear[lb]	LC	z Shear[lb]	LC	Torque[k-...	LC	y-y Mome...	LC	z-z Mome...	LC
14057		9	max	16.833	2	-124.576	1	13.62	3	0	3	.001	3	0	1
14058			min	-39.558	1	-592.152	6	-13.462	4	0	4	-.001	4	-.004	6
14059		10	max	16.833	2	-124.576	1	13.62	3	0	3	.002	3	0	1
14060			min	-39.558	1	-592.152	6	-13.462	4	0	4	-.001	4	-.002	6
14061		11	max	16.833	2	-124.576	1	13.62	3	0	3	.002	3	.001	1
14062			min	-39.558	1	-592.152	6	-13.462	4	0	4	-.002	4	-.001	2
14063		12	max	16.833	2	-124.576	1	13.62	3	0	3	.002	3	.002	5
14064			min	-39.558	1	-592.152	6	-13.462	4	0	4	-.002	4	0	2
14065		13	max	16.833	2	-124.576	1	13.62	3	0	3	.002	3	.004	5
14066			min	-39.558	1	-592.152	6	-13.462	4	0	4	-.002	4	0	2
14067		14	max	16.833	2	-124.576	1	13.62	3	0	3	.002	3	.006	8
14068			min	-39.558	1	-592.152	6	-13.462	4	0	4	-.002	4	.002	2
14069		15	max	16.833	2	-124.576	1	13.62	3	0	3	.002	3	.007	6
14070			min	-39.558	1	-592.152	6	-13.462	4	0	4	-.002	4	.003	10
14071		16	max	16.833	2	-124.576	1	13.62	3	0	3	.002	3	.009	6
14072			min	-39.558	1	-592.152	6	-13.462	4	0	4	-.002	4	.003	1
14073		17	max	16.833	2	-124.576	1	13.62	3	0	3	.002	3	.011	6
14074			min	-39.558	1	-592.152	6	-13.462	4	0	4	-.002	4	.003	1
14075		18	max	16.833	2	-124.576	1	13.62	3	0	3	.002	3	.013	6
14076			min	-39.558	1	-592.152	6	-13.462	4	0	4	-.002	4	.004	1
14077		19	max	16.833	2	-124.576	1	13.62	3	0	3	.002	3	.015	6
14078			min	-39.558	1	-592.152	6	-13.462	4	0	4	-.002	4	.004	1
14079		20	max	16.833	2	-124.576	1	13.62	3	0	3	.002	3	.017	6
14080			min	-39.558	1	-592.152	6	-13.462	4	0	4	-.002	4	.005	1
14081	M368	1	max	2.078	2	-40.738	2	11.403	3	0	4	0	3	0	2
14082			min	-48.04	5	-1007.974	5	-10.284	4	0	3	0	4	-.035	5
14083		2	max	2.078	2	-40.738	2	11.403	3	0	4	0	3	0	2
14084			min	-48.04	5	-1007.974	5	-10.284	4	0	3	0	4	-.032	5
14085		3	max	2.078	2	-40.738	2	11.403	3	0	4	0	3	0	2
14086			min	-48.04	5	-1007.974	5	-10.284	4	0	3	0	4	-.029	5
14087		4	max	2.078	2	-40.738	2	11.403	3	0	4	0	3	0	2
14088			min	-48.04	5	-1007.974	5	-10.284	4	0	3	0	4	-.025	5
14089		5	max	2.078	2	-40.738	2	11.403	3	0	4	0	3	0	2
14090			min	-48.04	5	-1007.974	5	-10.284	4	0	3	0	4	-.022	5
14091		6	max	2.078	2	-40.738	2	11.403	3	0	4	0	3	0	2
14092			min	-48.04	5	-1007.974	5	-10.284	4	0	3	0	4	-.019	5
14093		7	max	2.078	2	-40.738	2	11.403	3	0	4	0	3	0	2
14094			min	-48.04	5	-1007.974	5	-10.284	4	0	3	0	4	-.015	5
14095		8	max	2.078	2	-40.738	2	11.403	3	0	4	0	3	0	2
14096			min	-48.04	5	-1007.974	5	-10.284	4	0	3	0	4	-.012	5
14097		9	max	2.078	2	-40.738	2	11.403	3	0	4	.001	3	0	2
14098			min	-48.04	5	-1007.974	5	-10.284	4	0	3	0	4	-.009	5
14099		10	max	2.078	2	-40.738	2	11.403	3	0	4	.001	3	0	2
14100			min	-48.04	5	-1007.974	5	-10.284	4	0	3	-.001	4	-.005	5
14101		11	max	2.078	2	-40.738	2	11.403	3	0	4	.001	3	0	2
14102			min	-48.04	5	-1007.974	5	-10.284	4	0	3	-.001	4	-.002	5
14103		12	max	2.078	2	-40.738	2	11.403	3	0	4	.001	3	.001	6
14104			min	-48.04	5	-1007.974	5	-10.284	4	0	3	-.001	4	0	1
14105		13	max	2.078	2	-40.738	2	11.403	3	0	4	.001	3	.005	8
14106			min	-48.04	5	-1007.974	5	-10.284	4	0	3	-.001	4	0	2
14107		14	max	2.078	2	-40.738	2	11.403	3	0	4	.001	3	.008	8
14108			min	-48.04	5	-1007.974	5	-10.284	4	0	3	-.001	4	.001	2

Envelope Member Section Forces (Continued)

	Member	Sec		Axial[lb]	LC	y Shear[lb]	LC	z Shear[lb]	LC	Torque[k-...	LC	y-y Mome...	LC	z-z Mome...	LC
14109		15	max	2.078	2	-40.738	2	11.403	3	0	4	.001	3	.011	8
14110			min	-48.04	5	-1007.974	5	-10.284	4	0	3	-.001	4	.001	2
14111		16	max	2.078	2	-40.738	2	11.403	3	0	4	.001	3	.014	5
14112			min	-48.04	5	-1007.974	5	-10.284	4	0	3	-.001	4	.001	2
14113		17	max	2.078	2	-40.738	2	11.403	3	0	4	.001	3	.018	5
14114			min	-48.04	5	-1007.974	5	-10.284	4	0	3	-.001	4	.002	2
14115		18	max	2.078	2	-40.738	2	11.403	3	0	4	.001	3	.021	5
14116			min	-48.04	5	-1007.974	5	-10.284	4	0	3	-.001	4	.002	2
14117		19	max	2.078	2	-40.738	2	11.403	3	0	4	.001	3	.024	5
14118			min	-48.04	5	-1007.974	5	-10.284	4	0	3	-.001	4	.002	2
14119		20	max	2.078	2	-40.738	2	11.403	3	0	4	.001	3	.028	5
14120			min	-48.04	5	-1007.974	5	-10.284	4	0	3	-.001	4	.002	2
14121	M369	1	max	606.251	3	27.612	7	2.565	4	0	4	.002	3	.012	7
14122			min	-1166.62	4	1.992	4	-2.57	3	0	3	-.002	4	.003	4
14123		2	max	606.099	3	27.315	7	2.412	4	0	4	.002	3	.011	7
14124			min	-1166.468	4	1.934	4	-2.418	3	0	3	-.002	4	.003	4
14125		3	max	605.946	3	27.018	7	2.26	4	0	4	.002	3	.01	7
14126			min	-1166.315	4	1.876	4	-2.265	3	0	3	-.002	4	.002	4
14127		4	max	605.794	3	26.72	7	2.107	4	0	4	.001	3	.009	7
14128			min	-1166.163	4	1.818	4	-2.113	3	0	3	-.001	4	.002	4
14129		5	max	605.641	3	26.423	7	1.955	4	0	4	.001	3	.008	7
14130			min	-1166.01	4	1.76	4	-1.96	3	0	3	-.001	4	.002	4
14131		6	max	605.488	3	26.126	7	1.802	4	0	4	.001	3	.007	7
14132			min	-1165.857	4	1.702	4	-1.807	3	0	3	-.001	4	.002	4
14133		7	max	605.336	3	25.829	7	1.649	4	0	4	.001	3	.006	7
14134			min	-1165.705	4	1.644	4	-1.655	3	0	3	-.001	4	.002	10
14135		8	max	605.183	3	25.532	7	1.497	4	0	4	.001	3	.005	5
14136			min	-1165.552	4	1.586	4	-1.502	3	0	3	-.001	4	.002	2
14137		9	max	605.031	3	25.235	7	1.344	4	0	4	.001	3	.004	5
14138			min	-1165.4	4	1.528	4	-1.35	3	0	3	-.001	4	.001	2
14139		10	max	604.878	3	24.938	7	1.192	4	0	4	.001	3	.004	8
14140			min	-1165.247	4	1.471	4	-1.197	3	0	3	-.001	4	0	2
14141		11	max	604.726	3	24.64	7	1.039	4	0	4	.001	3	.003	8
14142			min	-1165.095	4	1.413	4	-1.045	3	0	3	-.001	4	0	2
14143		12	max	604.573	3	24.343	7	.887	4	0	4	.001	3	.002	8
14144			min	-1164.942	4	1.355	4	-.892	3	0	3	-.001	4	0	2
14145		13	max	604.42	3	24.046	7	.734	4	0	4	0	3	.002	1
14146			min	-1164.789	4	1.297	4	-.739	3	0	3	-.001	4	-.001	2
14147		14	max	604.268	3	23.749	7	.582	4	0	4	0	3	.002	1
14148			min	-1164.637	4	1.239	4	-.587	3	0	3	0	4	-.002	2
14149		15	max	604.115	3	23.452	7	.722	1	0	4	0	3	.002	1
14150			min	-1164.484	4	1.181	4	-.722	2	0	3	0	4	-.002	3
14151		16	max	603.963	3	23.155	7	.875	1	0	4	0	3	.002	1
14152			min	-1164.332	4	1.123	4	-.875	2	0	3	0	4	-.003	3
14153		17	max	603.81	3	22.858	7	1.027	1	0	4	0	3	.002	1
14154			min	-1164.179	4	1.065	4	-1.027	2	0	3	0	4	-.003	3
14155		18	max	603.658	3	22.561	7	1.18	1	0	4	0	3	.002	1
14156			min	-1164.027	4	1.007	4	-1.18	2	0	3	0	4	-.004	3
14157		19	max	603.505	3	22.263	7	1.332	1	0	4	0	3	.002	1
14158			min	-1163.874	4	.95	4	-1.333	2	0	3	0	4	-.005	7
14159		20	max	603.353	3	21.966	7	1.485	1	0	4	0	3	.002	1
14160			min	-1163.722	4	.892	4	-1.485	2	0	3	0	4	-.006	7

Envelope Member Section Forces (Continued)

	Member	Sec		Axial[lb]	LC	y Shear[lb]	LC	z Shear[lb]	LC	Torque[k-...	LC	y-y Mome...	LC	z-z Mome...	LC
14161	M370	1	max	606.125	3	23.266	7	2.195	4	0	4	0	3	.009	6
14162			min	-1141.511	4	.238	1	-2.237	3	0	3	0	4	.002	1
14163		2	max	605.986	3	22.995	7	2.056	4	0	4	0	3	.009	6
14164			min	-1141.372	4	.185	1	-2.098	3	0	3	0	4	.002	1
14165		3	max	605.847	3	22.724	7	1.917	4	0	4	0	3	.008	6
14166			min	-1141.233	4	.132	1	-1.959	3	0	3	0	4	.002	1
14167		4	max	605.708	3	22.453	7	1.777	4	0	4	0	3	.007	6
14168			min	-1141.093	4	.079	1	-1.819	3	0	3	0	4	.002	1
14169		5	max	605.568	3	22.181	7	1.638	4	0	4	0	3	.006	6
14170			min	-1140.954	4	.027	1	-1.68	3	0	3	0	4	.002	1
14171		6	max	605.429	3	21.91	7	1.499	4	0	4	0	3	.006	8
14172			min	-1140.815	4	-.026	1	-1.541	3	0	3	0	4	.002	2
14173		7	max	605.29	3	21.639	7	1.36	4	0	4	0	3	.005	8
14174			min	-1140.676	4	-.079	1	-1.402	3	0	3	0	4	.001	2
14175		8	max	605.151	3	21.368	7	1.221	4	0	4	0	2	.004	8
14176			min	-1140.537	4	-.132	1	-1.263	3	0	3	0	1	0	2
14177		9	max	605.012	3	21.097	7	1.081	4	0	4	0	2	.004	8
14178			min	-1140.397	4	-.185	1	-1.123	3	0	3	0	1	0	2
14179		10	max	604.872	3	20.826	7	.942	4	0	4	0	2	.003	8
14180			min	-1140.258	4	-.237	1	-.984	3	0	3	0	1	0	2
14181		11	max	604.733	3	20.555	7	.803	4	0	4	0	2	.003	8
14182			min	-1140.119	4	-.29	1	-.845	3	0	3	0	1	0	2
14183		12	max	604.594	3	20.284	7	.664	4	0	4	0	2	.002	1
14184			min	-1139.98	4	-.343	1	-.706	3	0	3	0	1	0	2
14185		13	max	604.455	3	20.013	7	.565	1	0	4	0	2	.002	1
14186			min	-1139.841	4	-.396	1	-.588	2	0	3	0	1	-.001	2
14187		14	max	604.316	3	19.741	7	.704	1	0	4	0	2	.002	1
14188			min	-1139.701	4	-.449	1	-.728	2	0	3	0	1	-.002	2
14189		15	max	604.176	3	19.47	7	.843	1	0	4	0	2	.002	1
14190			min	-1139.562	4	-.501	1	-.867	2	0	3	0	1	-.002	2
14191		16	max	604.037	3	19.199	7	.983	1	0	4	0	2	.002	1
14192			min	-1139.423	4	-.554	1	-1.006	2	0	3	0	1	-.003	2
14193		17	max	603.898	3	18.928	7	1.122	1	0	4	0	2	.002	1
14194			min	-1139.284	4	-.607	1	-1.145	2	0	3	0	1	-.003	2
14195		18	max	603.759	3	18.657	7	1.261	1	0	4	0	2	.002	1
14196			min	-1139.145	4	-.66	1	-1.284	2	0	3	0	1	-.004	2
14197		19	max	603.62	3	18.386	7	1.4	1	0	4	0	3	.002	1
14198			min	-1139.005	4	-.713	1	-1.424	2	0	3	0	4	-.004	2
14199		20	max	603.48	3	18.115	7	1.539	1	0	4	0	3	.002	1
14200			min	-1138.866	4	-.766	1	-1.563	2	0	3	0	4	-.005	2
14201	M371	1	max	1.037	2	2.019	8	1.037	4	0	11	0	3	0	8
14202			min	-1.037	1	.393	3	-1.037	3	0	1	0	2	0	1
14203		2	max	.836	2	1.629	8	.836	4	0	11	0	3	0	8
14204			min	-.836	1	.317	3	-.836	3	0	1	0	2	0	1
14205		3	max	.636	2	1.238	8	.636	4	0	11	0	3	0	8
14206			min	-.636	1	.241	3	-.636	3	0	1	0	2	0	1
14207		4	max	.435	2	.848	8	.435	4	0	11	0	4	0	10
14208			min	-.435	1	.165	3	-.435	3	0	1	0	1	0	5
14209		5	max	.235	2	.458	8	.235	4	0	11	0	4	0	10
14210			min	-.235	1	.089	3	-.235	3	0	1	0	1	0	5
14211		6	max	.035	2	.067	8	.035	4	0	11	0	4	0	10
14212			min	-.035	1	.013	3	-.035	3	0	1	0	1	0	5

Envelope Member Section Forces (Continued)

	Member	Sec		Axial[lb]	LC	y Shear[lb]	LC	z Shear[lb]	LC	Torque[k-...	LC	y-y Mome...	LC	z-z Mome...	LC
14213		7	max	.166	4	-.063	4	.166	1	0	11	0	4	0	10
14214			min	-.166	3	-.323	7	-.166	2	0	1	0	1	0	5
14215		8	max	.366	4	-.139	4	.366	1	0	11	0	4	0	10
14216			min	-.366	3	-.713	7	-.366	2	0	1	0	1	0	5
14217		9	max	.567	4	-.215	4	.567	1	0	11	0	4	0	10
14218			min	-.567	3	-1.103	7	-.567	2	0	1	0	1	0	5
14219		10	max	.767	4	-.291	4	.767	1	0	11	0	3	0	8
14220			min	-.767	3	-1.494	7	-.767	2	0	1	0	2	0	1
14221		11	max	.967	4	-.367	4	.967	1	0	11	0	3	0	8
14222			min	-.967	3	-1.884	7	-.967	2	0	1	0	2	0	1
14223		12	max	.736	2	1.433	8	.736	2	0	11	0	3	0	8
14224			min	-.736	1	.279	2	-.736	1	0	1	0	2	0	1
14225		13	max	.536	2	1.043	8	.536	2	0	11	0	3	0	8
14226			min	-.536	1	.203	2	-.536	1	0	1	0	2	0	1
14227		14	max	.335	2	.653	8	.335	2	0	11	0	4	0	10
14228			min	-.335	1	.127	2	-.335	1	0	1	0	1	0	5
14229		15	max	.135	2	.263	8	.135	2	0	11	0	4	0	10
14230			min	-.135	1	.051	2	-.135	1	0	1	0	1	0	5
14231		16	max	.066	4	-.025	1	.066	3	0	11	0	4	0	10
14232			min	-.066	3	-.128	6	-.066	4	0	1	0	1	0	5
14233		17	max	.266	4	-.101	1	.266	3	0	11	0	4	0	10
14234			min	-.266	3	-.518	6	-.266	4	0	1	0	1	0	5
14235		18	max	.466	4	-.177	1	.466	3	0	11	0	4	0	10
14236			min	-.466	3	-.908	6	-.466	4	0	1	0	1	0	5
14237		19	max	.667	4	-.253	1	.667	3	0	11	0	3	0	8
14238			min	-.667	3	-1.299	6	-.667	4	0	1	0	2	0	1
14239		20	max	.867	4	-.329	1	.867	3	0	11	0	3	0	8
14240			min	-.867	3	-1.689	6	-.867	4	0	1	0	2	0	1
14241	M372	1	max	3.361	7	2.44	4	2.44	4	0	11	0	3	0	4
14242			min	.655	1	-2.44	2	-2.44	1	0	1	0	2	0	2
14243		2	max	3.007	7	2.184	4	2.184	4	0	11	0	3	0	4
14244			min	.586	1	-2.184	2	-2.184	1	0	1	0	2	0	2
14245		3	max	2.653	7	1.927	4	1.927	4	0	11	0	3	0	4
14246			min	.517	1	-1.927	2	-1.927	1	0	1	0	2	0	2
14247		4	max	2.3	7	1.67	4	1.67	4	0	11	0	3	0	4
14248			min	.448	1	-1.67	2	-1.67	1	0	1	0	2	0	2
14249		5	max	1.946	7	1.413	4	1.413	4	0	11	0	3	0	4
14250			min	.379	1	-1.413	2	-1.413	1	0	1	0	2	0	2
14251		6	max	1.592	7	1.156	4	1.156	4	0	11	0	4	0	3
14252			min	.31	1	-1.156	2	-1.156	1	0	1	0	1	0	1
14253		7	max	1.238	7	.899	4	.899	4	0	11	0	4	0	3
14254			min	.241	1	-.899	2	-.899	1	0	1	0	1	0	1
14255		8	max	.884	7	.642	4	.642	4	0	11	0	4	0	3
14256			min	.172	1	-.642	2	-.642	1	0	1	0	1	0	1
14257		9	max	.531	7	.385	4	.385	4	0	11	0	4	0	3
14258			min	.103	1	-.385	2	-.385	1	0	1	0	1	0	1
14259		10	max	.177	7	.128	4	.128	4	0	11	0	4	0	3
14260			min	.034	1	-.128	2	-.128	1	0	1	0	1	0	1
14261		11	max	-.034	3	.128	3	.128	3	0	11	0	4	0	3
14262			min	-.177	5	-.128	1	-.128	2	0	1	0	1	0	1
14263		12	max	-.103	3	.385	3	.385	3	0	11	0	4	0	3
14264			min	-.531	5	-.385	1	-.385	2	0	1	0	1	0	1

Envelope Member Section Forces (Continued)

	Member	Sec		Axial[lb]	LC	y Shear[lb]	LC	z Shear[lb]	LC	Torque[k-...	LC	y-y Mome...	LC	z-z Mome...	LC
14265		13	max	-.172	3	.642	3	.642	3	0	11	0	4	0	3
14266			min	-.884	5	-.642	1	-.642	2	0	1	0	1	0	1
14267		14	max	-.241	3	.899	3	.899	3	0	11	0	4	0	3
14268			min	-1.238	5	-.899	1	-.899	2	0	1	0	1	0	1
14269		15	max	-.31	3	1.156	3	1.156	3	0	11	0	4	0	3
14270			min	-1.592	5	-1.156	1	-1.156	2	0	1	0	1	0	1
14271		16	max	-.379	3	1.413	3	1.413	3	0	11	0	3	0	4
14272			min	-1.946	5	-1.413	1	-1.413	2	0	1	0	2	0	2
14273		17	max	-.448	3	1.67	3	1.67	3	0	11	0	3	0	4
14274			min	-2.3	5	-1.67	1	-1.67	2	0	1	0	2	0	2
14275		18	max	-.517	3	1.927	3	1.927	3	0	11	0	3	0	4
14276			min	-2.653	5	-1.927	1	-1.927	2	0	1	0	2	0	2
14277		19	max	-.586	3	2.184	3	2.184	3	0	11	0	3	0	4
14278			min	-3.007	5	-2.184	1	-2.184	2	0	1	0	2	0	2
14279		20	max	-.655	3	2.44	3	2.44	3	0	11	0	3	0	4
14280			min	-3.361	5	-2.44	1	-2.44	2	0	1	0	2	0	2
14281	M373	1	max	-66.945	1	11.372	7	4.263	4	0	4	.001	3	.006	7
14282			min	-678.379	6	-.48	4	-4.26	3	0	3	-.001	4	.001	4
14283		2	max	-66.7	1	10.972	7	3.998	4	0	4	.001	3	.005	7
14284			min	-678.184	6	-.35	4	-3.996	3	0	3	-.001	4	.002	4
14285		3	max	-66.456	1	10.572	7	3.734	4	0	4	.001	3	.005	7
14286			min	-677.989	6	-.221	4	-3.731	3	0	3	-.001	4	.002	4
14287		4	max	-66.211	1	10.172	7	3.469	4	0	4	0	3	.004	7
14288			min	-677.794	6	-.091	4	-3.467	3	0	3	0	4	.002	10
14289		5	max	-65.966	1	9.772	7	3.204	4	0	4	0	3	.004	5
14290			min	-677.599	6	.038	4	-3.202	3	0	3	0	4	.001	2
14291		6	max	-65.721	1	9.372	7	2.94	4	0	4	0	3	.003	5
14292			min	-677.404	6	.167	4	-2.937	3	0	3	0	4	0	2
14293		7	max	-65.476	1	8.972	7	2.675	4	0	4	0	2	.003	5
14294			min	-677.21	6	.297	4	-2.673	3	0	3	0	1	0	2
14295		8	max	-65.231	1	8.571	7	2.411	4	0	4	0	2	.003	5
14296			min	-677.015	6	.426	4	-2.408	3	0	3	0	1	0	2
14297		9	max	-64.986	1	8.171	7	2.146	4	0	4	0	2	.002	5
14298			min	-676.82	6	.555	4	-2.144	3	0	3	0	1	0	2
14299		10	max	-64.741	1	7.771	7	1.881	4	0	4	0	2	.002	8
14300			min	-676.625	6	.685	4	-1.879	3	0	3	0	1	0	2
14301		11	max	-64.496	1	7.371	7	1.617	4	0	4	0	2	.002	8
14302			min	-676.43	6	.814	4	-1.614	3	0	3	0	1	0	2
14303		12	max	-64.251	1	6.971	7	1.352	4	0	4	0	2	.001	1
14304			min	-676.235	6	.944	4	-1.35	3	0	3	0	1	0	2
14305		13	max	-64.007	1	6.571	7	1.088	4	0	4	0	2	.001	4
14306			min	-676.04	6	1.073	4	-1.085	3	0	3	0	1	0	3
14307		14	max	-63.762	1	6.171	7	.823	4	0	4	0	2	.001	4
14308			min	-675.845	6	1.202	4	-.821	3	0	3	0	1	0	3
14309		15	max	-63.517	1	5.771	7	.737	1	0	4	0	2	.001	4
14310			min	-675.65	6	1.332	4	-.724	2	0	3	0	1	-.001	3
14311		16	max	-63.272	1	5.409	5	1.002	1	0	4	0	2	.001	4
14312			min	-675.455	6	1.461	4	-.989	2	0	3	0	1	-.001	3
14313		17	max	-63.027	1	5.215	5	1.266	1	0	4	0	2	.001	4
14314			min	-675.26	6	1.59	4	-1.254	2	0	3	0	1	-.001	3
14315		18	max	-62.782	1	5.021	5	1.531	1	0	4	0	4	0	4
14316			min	-675.065	6	1.72	4	-1.518	2	0	3	0	3	-.002	3

Envelope Member Section Forces (Continued)

	Member	Sec		Axial[lb]	LC	y Shear[lb]	LC	z Shear[lb]	LC	Torque[k-...	LC	y-y Mome...	LC	z-z Mome...	LC
14317		19	max	-62.537	1	4.827	5	1.795	1	0	4	0	4	0	4
14318			min	-674.87	6	1.849	4	-1.783	2	0	3	0	3	-.002	3
14319		20	max	-62.292	1	4.632	5	2.06	1	0	4	0	4	0	4
14320			min	-674.675	6	1.979	4	-2.047	2	0	3	0	3	-.002	3
14321	M374	1	max	548.913	6	1.164	4	1.279	2	0	3	0	4	0	4
14322			min	49.422	1	-12.261	7	-1.321	1	0	4	0	3	-.003	7
14323		2	max	548.615	6	.948	4	1.063	2	0	3	0	4	0	4
14324			min	49.364	1	-12.142	7	-1.105	1	0	4	0	3	-.003	7
14325		3	max	548.318	6	.732	4	.847	2	0	3	0	4	0	4
14326			min	49.306	1	-12.023	7	-.889	1	0	4	0	3	-.003	7
14327		4	max	548.02	6	.516	4	.661	3	0	3	0	4	0	4
14328			min	49.248	1	-11.905	7	-.697	4	0	4	0	3	-.002	7
14329		5	max	547.722	6	.3	4	.877	3	0	3	0	4	0	4
14330			min	49.19	1	-11.786	7	-.913	4	0	4	0	3	-.002	7
14331		6	max	547.425	6	.084	4	1.093	3	0	3	0	4	0	4
14332			min	49.132	1	-11.667	7	-1.129	4	0	4	0	3	-.001	7
14333		7	max	547.127	6	-.133	4	1.309	3	0	3	0	4	0	4
14334			min	49.074	1	-11.548	7	-1.345	4	0	4	0	3	0	7
14335		8	max	546.829	6	-.349	4	1.525	3	0	3	0	4	0	4
14336			min	49.016	1	-11.429	7	-1.561	4	0	4	0	3	0	5
14337		9	max	546.532	6	-.565	4	1.741	3	0	3	0	4	0	6
14338			min	48.958	1	-11.31	7	-1.777	4	0	4	0	3	0	10
14339		10	max	546.234	6	-.781	4	1.958	3	0	3	0	4	0	6
14340			min	48.9	1	-11.192	7	-1.994	4	0	4	0	3	0	1
14341		11	max	545.936	6	-.997	4	2.174	3	0	3	0	4	0	7
14342			min	48.842	1	-11.073	7	-2.21	4	0	4	0	3	0	4
14343		12	max	545.639	6	-1.213	4	2.39	3	0	3	0	2	.001	7
14344			min	48.784	1	-10.954	7	-2.426	4	0	4	0	5	0	4
14345		13	max	545.341	6	-1.429	4	2.606	3	0	3	0	2	.002	7
14346			min	48.726	1	-10.835	7	-2.642	4	0	4	0	5	0	4
14347		14	max	545.043	6	-1.646	4	2.822	3	0	3	0	3	.002	7
14348			min	48.668	1	-10.716	7	-2.858	4	0	4	0	4	0	4
14349		15	max	544.745	6	-1.862	4	3.038	3	0	3	0	3	.003	7
14350			min	48.61	1	-10.598	7	-3.074	4	0	4	0	4	0	4
14351		16	max	544.448	6	-2.078	4	3.255	3	0	3	0	3	.003	7
14352			min	48.552	1	-10.479	7	-3.291	4	0	4	0	4	0	4
14353		17	max	544.15	6	-2.294	4	3.471	3	0	3	0	3	.003	7
14354			min	48.494	1	-10.36	7	-3.507	4	0	4	0	4	0	4
14355		18	max	543.852	6	-2.51	4	3.687	3	0	3	0	3	.004	7
14356			min	48.436	1	-10.409	5	-3.723	4	0	4	0	4	0	4
14357		19	max	543.555	6	-2.726	4	3.903	3	0	3	0	3	.004	7
14358			min	48.378	1	-10.528	5	-3.939	4	0	4	0	4	0	4
14359		20	max	543.257	6	-2.943	4	4.119	3	0	3	0	3	.005	7
14360			min	48.32	1	-10.647	5	-4.155	4	0	4	0	4	0	4
14361	M375	1	max	-61.827	1	-.512	2	1.983	1	0	1	0	3	.001	4
14362			min	-780.65	6	-1.595	5	-1.981	2	0	2	0	4	-.001	3
14363		2	max	-62.043	1	-.718	2	1.756	1	0	1	0	3	.001	4
14364			min	-780.805	6	-1.782	5	-1.754	2	0	2	0	4	-.001	3
14365		3	max	-62.259	1	-.924	2	1.529	1	0	1	0	3	.001	4
14366			min	-780.96	6	-1.969	5	-1.527	2	0	2	0	4	-.001	3
14367		4	max	-62.475	1	-.87	4	1.301	1	0	1	0	3	.001	4
14368			min	-781.115	6	-2.156	5	-1.3	2	0	2	0	4	-.001	3

Envelope Member Section Forces (Continued)

	Member	Sec		Axial[lb]	LC	y Shear[lb]	LC	z Shear[lb]	LC	Torque[k-...	LC	y-y Mome...	LC	z-z Mome...	LC
14369		5	max	-62.691	1	-.769	4	1.074	1	0	1	0	3	.001	4
14370			min	-781.27	6	-2.343	5	-1.073	2	0	2	0	4	-.001	3
14371		6	max	-62.907	1	-.669	4	.847	1	0	1	0	3	.001	4
14372			min	-781.425	6	-2.53	5	-.845	2	0	2	0	4	0	3
14373		7	max	-63.123	1	-.569	4	.774	4	0	1	0	3	.001	4
14374			min	-781.58	6	-2.78	7	-.777	3	0	2	0	4	0	3
14375		8	max	-63.339	1	-.468	4	1.001	4	0	1	0	3	.001	4
14376			min	-781.735	6	-3.135	7	-1.004	3	0	2	0	4	0	3
14377		9	max	-63.555	1	-.368	4	1.228	4	0	1	0	3	.001	4
14378			min	-781.891	6	-3.49	7	-1.231	3	0	2	0	4	0	3
14379		10	max	-63.771	1	-.268	4	1.456	4	0	1	0	1	.001	4
14380			min	-782.046	6	-3.845	7	-1.459	3	0	2	0	2	0	3
14381		11	max	-63.987	1	-.167	4	1.683	4	0	1	0	1	.002	8
14382			min	-782.201	6	-4.201	7	-1.686	3	0	2	0	2	0	3
14383		12	max	-64.203	1	-.067	4	1.91	4	0	1	0	1	.002	8
14384			min	-782.356	6	-4.556	7	-1.913	3	0	2	0	2	0	2
14385		13	max	-64.419	1	.033	4	2.137	4	0	1	0	1	.002	8
14386			min	-782.511	6	-4.911	7	-2.14	3	0	2	0	2	0	2
14387		14	max	-64.635	1	.134	4	2.365	4	0	1	0	1	.002	8
14388			min	-782.666	6	-5.267	7	-2.368	3	0	2	0	2	0	2
14389		15	max	-64.851	1	.234	4	2.592	4	0	1	0	1	.002	8
14390			min	-782.821	6	-5.622	7	-2.595	3	0	2	0	2	0	2
14391		16	max	-65.067	1	.334	4	2.819	4	0	1	0	1	.002	8
14392			min	-782.976	6	-5.977	7	-2.822	3	0	2	0	2	0	2
14393		17	max	-65.284	1	.435	4	3.046	4	0	1	0	1	.003	8
14394			min	-783.131	6	-6.332	7	-3.049	3	0	2	0	2	0	2
14395		18	max	-65.5	1	.535	4	3.273	4	0	1	0	4	.003	5
14396			min	-783.286	6	-6.688	7	-3.276	3	0	2	0	3	0	2
14397		19	max	-65.716	1	.635	4	3.501	4	0	1	0	4	.003	5
14398			min	-783.441	6	-7.043	7	-3.504	3	0	2	0	3	0	2
14399		20	max	-65.932	1	.736	4	3.728	4	0	1	0	4	.003	5
14400			min	-783.596	6	-7.398	7	-3.731	3	0	2	0	3	0	2
14401	M376	1	max	604.873	6	.812	4	1.327	4	0	3	0	8	0	4
14402			min	46.255	1	-15.492	7	-1.433	3	0	4	0	2	-.004	7
14403		2	max	604.637	6	.655	4	1.169	4	0	3	0	4	0	4
14404			min	46.213	1	-15.397	7	-1.276	3	0	4	0	3	-.003	7
14405		3	max	604.401	6	.498	4	1.012	4	0	3	0	4	0	4
14406			min	46.171	1	-15.302	7	-1.119	3	0	4	0	3	-.003	7
14407		4	max	604.165	6	.341	4	.855	4	0	3	0	4	0	4
14408			min	46.129	1	-15.208	7	-.962	3	0	4	0	3	-.002	7
14409		5	max	603.929	6	.183	4	.698	4	0	3	0	4	0	4
14410			min	46.087	1	-15.113	7	-.804	3	0	4	0	3	-.002	7
14411		6	max	603.693	6	.026	4	.541	4	0	3	0	4	0	4
14412			min	46.044	1	-15.018	7	-.647	3	0	4	0	3	-.001	7
14413		7	max	603.457	6	-.131	4	.384	4	0	3	0	4	0	4
14414			min	46.002	1	-14.924	7	-.585	9	0	4	0	3	0	7
14415		8	max	603.221	6	-.288	4	.227	4	0	3	0	4	0	4
14416			min	45.96	1	-14.829	7	-.57	9	0	4	0	3	0	7
14417		9	max	602.985	6	-.445	4	.155	1	0	3	0	4	0	4
14418			min	45.918	1	-14.734	7	-.554	9	0	4	0	3	0	3
14419		10	max	602.749	6	-.602	4	.312	1	0	3	0	4	0	6
14420			min	45.876	1	-14.64	7	-.538	9	0	4	0	3	0	1

Envelope Member Section Forces (Continued)

	Member	Sec		Axial[lb]	LC	y Shear[lb]	LC	z Shear[lb]	LC	Torque[k-...	LC	y-y Mome...	LC	z-z Mome...	LC
14421		11	max	602.512	6	-.759	4	.469	1	0	3	0	4	0	7
14422			min	45.834	1	-14.545	7	-.523	9	0	4	0	3	0	4
14423		12	max	602.276	6	-.917	4	.627	1	0	3	0	4	.001	7
14424			min	45.791	1	-14.45	7	-.668	2	0	4	0	3	0	4
14425		13	max	602.04	6	-1.074	4	.784	1	0	3	0	4	.002	7
14426			min	45.749	1	-14.356	7	-.825	2	0	4	0	3	0	4
14427		14	max	601.804	6	-1.231	4	.941	1	0	3	0	4	.002	7
14428			min	45.707	1	-14.261	7	-.982	2	0	4	0	3	0	4
14429		15	max	601.568	6	-1.388	4	1.098	1	0	3	0	4	.003	7
14430			min	45.665	1	-14.166	7	-1.139	2	0	4	0	3	0	4
14431		16	max	601.332	6	-1.545	4	1.255	1	0	3	0	4	.003	7
14432			min	45.623	1	-14.072	7	-1.296	2	0	4	0	9	0	4
14433		17	max	601.096	6	-1.702	4	1.412	1	0	3	0	1	.004	7
14434			min	45.581	1	-13.977	7	-1.453	2	0	4	0	9	0	4
14435		18	max	600.86	6	-1.86	4	1.57	1	0	3	0	1	.004	7
14436			min	45.539	1	-13.882	7	-1.611	2	0	4	0	9	0	4
14437		19	max	600.624	6	-2.017	4	1.727	1	0	3	0	1	.004	7
14438			min	45.496	1	-13.787	7	-1.768	2	0	4	0	2	0	4
14439		20	max	600.388	6	-2.174	4	1.884	1	0	3	0	1	.005	7
14440			min	45.454	1	-13.693	7	-1.925	2	0	4	0	2	0	4
14441	M377	1	max	-54.046	1	.342	6	2.13	1	0	1	0	3	.001	4
14442			min	-843.986	6	-.638	9	-2.148	2	0	2	0	4	0	3
14443		2	max	-54.206	1	.055	6	1.963	1	0	1	0	3	.001	4
14444			min	-844.106	6	-.667	9	-1.982	2	0	2	0	4	0	3
14445		3	max	-54.365	1	-.15	4	1.797	1	0	1	0	3	.001	4
14446			min	-844.226	6	-.781	3	-1.815	2	0	2	0	4	0	3
14447		4	max	-54.525	1	-.08	4	1.631	1	0	1	0	3	.001	4
14448			min	-844.346	6	-.93	3	-1.649	2	0	2	0	4	0	3
14449		5	max	-54.684	1	-.009	4	1.464	1	0	1	0	3	.001	4
14450			min	-844.466	6	-1.08	3	-1.483	2	0	2	0	4	0	3
14451		6	max	-54.843	1	.062	4	1.298	1	0	1	0	3	.001	4
14452			min	-844.586	6	-1.229	3	-1.317	2	0	2	0	4	0	3
14453		7	max	-55.003	1	.133	4	1.132	1	0	1	0	3	.001	4
14454			min	-844.706	6	-1.384	7	-1.15	2	0	2	0	4	0	3
14455		8	max	-55.162	1	.203	4	.965	1	0	1	0	3	.001	4
14456			min	-844.826	6	-1.671	7	-.984	2	0	2	0	4	0	3
14457		9	max	-55.322	1	.274	4	.799	1	0	1	0	3	.001	4
14458			min	-844.946	6	-1.958	7	-.818	2	0	2	0	4	0	3
14459		10	max	-55.481	1	.345	4	.633	1	0	1	0	3	.001	4
14460			min	-845.066	6	-2.245	7	-.651	2	0	2	0	4	0	3
14461		11	max	-55.641	1	.415	4	.467	1	0	1	0	3	.001	4
14462			min	-845.186	6	-2.532	7	-.485	2	0	2	0	4	0	3
14463		12	max	-55.8	1	.486	4	.3	1	0	1	0	3	.001	8
14464			min	-845.306	6	-2.819	7	-.319	2	0	2	0	4	0	2
14465		13	max	-55.959	1	.557	4	.315	4	0	1	0	3	.001	8
14466			min	-845.426	6	-3.106	7	-.302	3	0	2	0	4	0	2
14467		14	max	-56.119	1	.628	4	.481	4	0	1	0	3	.001	8
14468			min	-845.546	6	-3.393	7	-.468	3	0	2	0	4	0	2
14469		15	max	-56.278	1	.698	4	.647	4	0	1	0	3	.002	8
14470			min	-845.666	6	-3.681	7	-.634	3	0	2	0	4	0	2
14471		16	max	-56.438	1	.769	4	.814	4	0	1	0	3	.002	8
14472			min	-845.786	6	-3.968	7	-.801	3	0	2	0	4	0	2

Envelope Member Section Forces (Continued)

	Member	Sec		Axial[lb]	LC	y Shear[lb]	LC	z Shear[lb]	LC	Torque[k-...	LC	y-y Mome...	LC	z-z Mome...	LC
14473		17	max	-56.597	1	.84	4	.98	4	0	1	0	3	.002	8
14474			min	-845.907	6	-4.255	7	-.967	3	0	2	0	4	0	2
14475		18	max	-56.756	1	.911	4	1.146	4	0	1	0	3	.002	8
14476			min	-846.027	6	-4.542	7	-1.133	3	0	2	0	4	0	2
14477		19	max	-56.916	1	.981	4	1.312	4	0	1	0	3	.002	5
14478			min	-846.147	6	-4.829	7	-1.299	3	0	2	0	4	0	2
14479		20	max	-57.075	1	1.052	4	1.479	4	0	1	0	3	.002	5
14480			min	-846.267	6	-5.116	7	-1.466	3	0	2	0	4	0	2
14481	M378	1	max	652.048	6	-.364	4	6.27	4	0	3	.001	3	0	4
14482			min	53.304	1	-29.295	7	-6.551	3	0	4	-.001	4	-.006	7
14483		2	max	651.853	6	-.494	4	6.141	4	0	3	0	3	0	4
14484			min	53.27	1	-29.217	7	-6.422	3	0	4	0	4	-.006	7
14485		3	max	651.658	6	-.623	4	6.011	4	0	3	0	3	0	4
14486			min	53.235	1	-29.139	7	-6.292	3	0	4	0	4	-.005	7
14487		4	max	651.463	6	-.753	4	5.881	4	0	3	0	3	0	4
14488			min	53.2	1	-29.061	7	-6.162	3	0	4	0	4	-.004	7
14489		5	max	651.267	6	-.883	4	5.751	4	0	3	0	3	0	4
14490			min	53.165	1	-28.982	7	-6.032	3	0	4	0	4	-.003	7
14491		6	max	651.072	6	-1.013	4	5.621	4	0	3	0	3	0	4
14492			min	53.13	1	-28.904	7	-5.902	3	0	4	0	4	-.003	7
14493		7	max	650.877	6	-1.143	4	5.491	4	0	3	0	1	0	4
14494			min	53.095	1	-28.826	7	-5.772	3	0	4	0	2	-.002	7
14495		8	max	650.682	6	-1.273	4	5.362	4	0	3	0	1	0	4
14496			min	53.061	1	-28.748	7	-5.642	3	0	4	0	2	-.001	7
14497		9	max	650.487	6	-1.402	4	5.232	4	0	3	0	4	0	4
14498			min	53.026	1	-28.669	7	-5.513	3	0	4	0	3	0	7
14499		10	max	650.292	6	-1.532	4	5.102	4	0	3	0	4	0	6
14500			min	52.991	1	-28.591	7	-5.383	3	0	4	0	3	0	1
14501		11	max	650.097	6	-1.662	4	4.972	4	0	3	0	4	.001	6
14502			min	52.956	1	-28.513	7	-5.253	3	0	4	0	3	0	1
14503		12	max	649.902	6	-1.792	4	4.842	4	0	3	0	4	.002	7
14504			min	52.921	1	-28.435	7	-5.123	3	0	4	0	3	0	4
14505		13	max	649.707	6	-1.922	4	4.712	4	0	3	0	4	.003	7
14506			min	52.886	1	-28.356	7	-4.993	3	0	4	0	3	0	4
14507		14	max	649.512	6	-2.052	4	4.582	4	0	3	0	4	.003	7
14508			min	52.852	1	-28.278	7	-4.863	3	0	4	0	3	0	4
14509		15	max	649.317	6	-2.182	4	4.453	4	0	3	0	4	.004	7
14510			min	52.817	1	-28.2	7	-4.733	3	0	4	-.001	3	0	4
14511		16	max	649.122	6	-2.311	4	4.323	4	0	3	.001	4	.005	7
14512			min	52.782	1	-28.122	7	-4.604	3	0	4	-.001	3	0	4
14513		17	max	648.927	6	-2.441	4	4.193	4	0	3	.001	4	.005	7
14514			min	52.747	1	-28.044	7	-4.474	3	0	4	-.001	3	0	4
14515		18	max	648.731	6	-2.571	4	4.063	4	0	3	.001	4	.006	7
14516			min	52.712	1	-27.965	7	-4.344	3	0	4	-.001	3	0	4
14517		19	max	648.536	6	-2.701	4	3.933	4	0	3	.001	4	.007	7
14518			min	52.678	1	-27.887	7	-4.214	3	0	4	-.001	3	0	4
14519		20	max	648.341	6	-2.831	4	3.803	4	0	3	.001	4	.008	7
14520			min	52.643	1	-27.809	7	-4.084	3	0	4	-.002	3	0	4
14521	M379	1	max	-92.982	1	2.807	5	3.507	3	0	1	0	2	.002	1
14522			min	-901.254	6	-.662	2	-3.455	4	0	2	0	1	0	2
14523		2	max	-93.096	1	2.683	5	3.389	3	0	1	0	2	.002	1
14524			min	-901.347	6	-.768	2	-3.337	4	0	2	0	1	0	2

Envelope Member Section Forces (Continued)

	Member	Sec		Axial[lb]	LC	y Shear[lb]	LC	z Shear[lb]	LC	Torque[k-...	LC	y-y Mome...	LC	z-z Mome...	LC
14525		3	max	-93.21	1	2.558	5	3.271	3	0	1	0	2	.002	1
14526			min	-901.44	6	-.874	2	-3.218	4	0	2	0	1	0	2
14527		4	max	-93.323	1	2.434	5	3.153	3	0	1	0	2	.002	1
14528			min	-901.533	6	-.98	2	-3.1	4	0	2	0	1	0	2
14529		5	max	-93.437	1	2.31	5	3.034	3	0	1	0	3	.002	1
14530			min	-901.626	6	-1.086	2	-2.982	4	0	2	0	4	0	2
14531		6	max	-93.551	1	2.213	1	2.916	3	0	1	0	3	.002	1
14532			min	-901.719	6	-1.191	2	-2.864	4	0	2	0	4	0	2
14533		7	max	-93.665	1	2.263	1	2.798	3	0	1	0	3	.001	1
14534			min	-901.812	6	-1.297	2	-2.745	4	0	2	0	4	0	2
14535		8	max	-93.779	1	2.312	1	2.68	3	0	1	0	3	.001	1
14536			min	-901.905	6	-1.403	2	-2.627	4	0	2	0	4	0	2
14537		9	max	-93.893	1	2.361	1	2.561	3	0	1	0	3	.001	1
14538			min	-901.998	6	-1.509	2	-2.509	4	0	2	0	4	0	2
14539		10	max	-94.007	1	2.41	1	2.443	3	0	1	0	3	.001	1
14540			min	-902.091	6	-1.615	2	-2.391	4	0	2	0	4	0	2
14541		11	max	-94.12	1	2.459	1	2.325	3	0	1	0	3	.001	1
14542			min	-902.184	6	-1.721	2	-2.273	4	0	2	0	4	0	2
14543		12	max	-94.234	1	2.509	1	2.207	3	0	1	0	3	.001	1
14544			min	-902.277	6	-1.826	2	-2.154	4	0	2	0	4	0	2
14545		13	max	-94.348	1	2.558	1	2.088	3	0	1	0	3	0	1
14546			min	-902.37	6	-1.932	2	-2.036	4	0	2	0	4	0	2
14547		14	max	-94.462	1	2.607	1	1.97	3	0	1	0	3	0	1
14548			min	-902.463	6	-2.038	2	-1.918	4	0	2	0	4	0	2
14549		15	max	-94.576	1	2.656	1	1.852	3	0	1	0	3	0	8
14550			min	-902.556	6	-2.144	2	-1.8	4	0	2	0	4	0	2
14551		16	max	-94.69	1	2.705	1	1.734	3	0	1	0	3	0	8
14552			min	-902.649	6	-2.25	2	-1.681	4	0	2	0	4	0	2
14553		17	max	-94.804	1	2.755	1	1.616	3	0	1	.001	3	0	8
14554			min	-902.742	6	-2.355	2	-1.563	4	0	2	-.001	4	0	3
14555		18	max	-94.917	1	2.804	1	1.497	3	0	1	.001	3	0	8
14556			min	-902.835	6	-2.461	2	-1.445	4	0	2	-.001	4	0	3
14557		19	max	-95.031	1	2.853	1	1.379	3	0	1	.001	3	0	8
14558			min	-902.928	6	-2.567	2	-1.327	4	0	2	-.001	4	0	3
14559		20	max	-95.145	1	2.902	1	1.261	3	0	1	.001	3	0	8
14560			min	-903.021	6	-2.673	2	-1.208	4	0	2	-.001	4	0	3
14561	M380	1	max	667.264	6	-11.352	1	9.255	4	0	3	.001	3	-.002	10
14562			min	-27.516	1	-35.349	6	-9.769	3	0	4	-.001	4	-.007	6
14563		2	max	667.111	6	-11.444	1	9.163	4	0	3	.001	3	-.002	10
14564			min	-27.541	1	-35.287	6	-9.677	3	0	4	-.001	4	-.006	7
14565		3	max	666.958	6	-11.536	1	9.071	4	0	3	0	3	-.002	10
14566			min	-27.566	1	-35.225	6	-9.586	3	0	4	0	4	-.005	7
14567		4	max	666.805	6	-11.627	1	8.98	4	0	3	0	3	-.002	10
14568			min	-27.59	1	-35.163	6	-9.494	3	0	4	0	4	-.005	5
14569		5	max	666.652	6	-11.719	1	8.888	4	0	3	0	3	-.001	10
14570			min	-27.615	1	-35.102	6	-9.402	3	0	4	0	4	-.004	5
14571		6	max	666.499	6	-11.811	1	8.796	4	0	3	0	3	-.001	2
14572			min	-27.639	1	-35.04	6	-9.311	3	0	4	0	4	-.003	5
14573		7	max	666.346	6	-11.902	1	8.705	4	0	3	0	3	0	2
14574			min	-27.664	1	-34.978	6	-9.219	3	0	4	0	4	-.002	5
14575		8	max	666.193	6	-11.994	1	8.613	4	0	3	0	1	0	2
14576			min	-27.688	1	-34.917	6	-9.127	3	0	4	0	2	-.002	5

Envelope Member Section Forces (Continued)

	Member	Sec		Axial[lb]	LC	y Shear[lb]	LC	z Shear[lb]	LC	Torque[k-...	LC	y-y Mome...	LC	z-z Mome...	LC
14577		9	max	666.04	6	-12.086	1	8.521	4	0	3	0	1	0	2
14578			min	-27.713	1	-34.855	6	-9.036	3	0	4	0	2	0	5
14579		10	max	665.887	6	-12.177	1	8.43	4	0	3	0	4	0	2
14580			min	-27.738	1	-34.793	6	-8.944	3	0	4	0	3	0	5
14581		11	max	665.734	6	-12.269	1	8.338	4	0	3	0	4	0	6
14582			min	-27.762	1	-34.732	6	-8.852	3	0	4	0	3	0	1
14583		12	max	665.581	6	-12.305	10	8.246	4	0	3	0	4	.001	6
14584			min	-27.787	1	-34.67	6	-8.761	3	0	4	0	3	0	1
14585		13	max	665.428	6	-12.314	10	8.155	4	0	3	0	4	.002	6
14586			min	-27.811	1	-34.608	6	-8.669	3	0	4	0	3	0	1
14587		14	max	665.275	6	-12.323	10	8.063	4	0	3	.001	4	.003	6
14588			min	-27.836	1	-34.626	8	-8.577	3	0	4	-.001	3	0	1
14589		15	max	665.122	6	-12.332	10	7.971	4	0	3	.001	4	.004	6
14590			min	-27.86	1	-34.688	8	-8.485	3	0	4	-.001	3	.001	1
14591		16	max	664.969	6	-12.341	10	7.88	4	0	3	.001	4	.004	6
14592			min	-27.885	1	-34.749	8	-8.394	3	0	4	-.002	3	.001	1
14593		17	max	664.816	6	-12.35	10	7.788	4	0	3	.002	4	.005	6
14594			min	-27.91	1	-34.811	8	-8.302	3	0	4	-.002	3	.002	1
14595		18	max	664.663	6	-12.36	10	7.696	4	0	3	.002	4	.006	6
14596			min	-27.934	1	-34.873	8	-8.21	3	0	4	-.002	3	.002	1
14597		19	max	664.51	6	-12.369	10	7.605	4	0	3	.002	4	.007	6
14598			min	-27.959	1	-34.934	8	-8.119	3	0	4	-.002	3	.002	1
14599		20	max	664.357	6	-12.378	10	7.513	4	0	3	.002	4	.007	6
14600			min	-27.983	1	-34.996	8	-8.027	3	0	4	-.002	3	.002	1
14601	M381	1	max	-43.317	2	6.42	2	4.948	3	0	1	0	4	.001	2
14602			min	-1495.958	5	-6.648	1	-4.76	4	0	2	0	3	0	1
14603		2	max	-43.263	2	6.333	2	4.85	3	0	1	0	4	.001	2
14604			min	-1496.133	5	-6.608	1	-4.662	4	0	2	0	3	0	1
14605		3	max	-43.208	2	6.246	2	4.752	3	0	1	0	4	0	6
14606			min	-1496.309	5	-6.569	1	-4.564	4	0	2	0	3	0	1
14607		4	max	-43.153	2	6.159	2	4.654	3	0	1	0	4	0	6
14608			min	-1496.485	5	-6.53	1	-4.466	4	0	2	0	3	0	1
14609		5	max	-43.098	2	6.072	2	4.556	3	0	1	0	4	0	6
14610			min	-1496.661	5	-6.49	1	-4.368	4	0	2	0	3	0	1
14611		6	max	-43.044	2	5.985	2	4.458	3	0	1	0	4	0	6
14612			min	-1496.837	5	-6.451	1	-4.27	4	0	2	0	3	0	1
14613		7	max	-42.989	2	5.898	2	4.36	3	0	1	0	2	0	5
14614			min	-1497.012	5	-6.411	1	-4.172	4	0	2	0	1	0	2
14615		8	max	-42.934	2	5.81	2	4.262	3	0	1	0	2	0	5
14616			min	-1497.188	5	-6.372	1	-4.074	4	0	2	0	1	0	2
14617		9	max	-42.879	2	5.723	2	4.164	3	0	1	0	3	0	5
14618			min	-1497.364	5	-6.333	1	-3.976	4	0	2	0	4	0	2
14619		10	max	-42.825	2	5.636	2	4.066	3	0	1	0	3	.001	5
14620			min	-1497.54	5	-6.293	1	-3.878	4	0	2	0	4	0	2
14621		11	max	-42.77	2	5.549	2	3.968	3	0	1	0	3	.001	5
14622			min	-1497.716	5	-6.254	1	-3.78	4	0	2	0	4	0	2
14623		12	max	-42.715	2	5.462	2	3.87	3	0	1	0	3	.001	1
14624			min	-1497.891	5	-6.214	1	-3.682	4	0	2	0	4	0	2
14625		13	max	-42.661	2	5.375	2	3.772	3	0	1	0	3	.001	1
14626			min	-1498.067	5	-6.175	1	-3.584	4	0	2	0	4	0	2
14627		14	max	-42.606	2	5.288	2	3.674	3	0	1	0	3	.002	1
14628			min	-1498.243	5	-6.136	1	-3.486	4	0	2	0	4	0	2

Envelope Member Section Forces (Continued)

	Member	Sec		Axial[lb]	LC	y Shear[lb]	LC	z Shear[lb]	LC	Torque[k-...	LC	y-y Mome...	LC	z-z Mome...	LC
14629		15	max	-42.551	2	5.201	2	3.576	3	0	1	0	3	.002	1
14630			min	-1498.419	5	-6.096	1	-3.388	4	0	2	0	4	0	2
14631		16	max	-42.496	2	5.114	2	3.478	3	0	1	0	3	.002	1
14632			min	-1498.595	5	-6.057	1	-3.29	4	0	2	0	4	-.001	2
14633		17	max	-42.442	2	5.027	2	3.38	3	0	1	.001	3	.002	1
14634			min	-1498.77	5	-6.018	1	-3.192	4	0	2	0	4	-.001	2
14635		18	max	-42.387	2	4.94	2	3.282	3	0	1	.001	3	.002	1
14636			min	-1498.946	5	-5.978	1	-3.094	4	0	2	-.001	4	-.001	2
14637		19	max	-42.332	2	4.853	2	3.184	3	0	1	.001	3	.002	1
14638			min	-1499.122	5	-5.939	1	-2.996	4	0	2	-.001	4	-.002	2
14639		20	max	-42.277	2	4.765	2	3.086	3	0	1	.001	3	.003	1
14640			min	-1499.298	5	-5.899	1	-2.898	4	0	2	-.001	4	-.002	2
14641	M382	1	max	1074.525	5	-6.86	2	6.018	4	0	2	0	3	-.001	2
14642			min	38.47	2	-45.727	8	-6.287	3	0	1	0	4	-.007	5
14643		2	max	1074.405	5	-6.797	2	5.955	4	0	2	0	3	-.001	2
14644			min	38.453	2	-45.775	8	-6.224	3	0	1	0	4	-.007	5
14645		3	max	1074.286	5	-6.735	2	5.893	4	0	2	0	3	0	2
14646			min	38.436	2	-45.823	8	-6.161	3	0	1	0	4	-.006	5
14647		4	max	1074.167	5	-6.672	2	5.83	4	0	2	0	3	0	2
14648			min	38.419	2	-45.872	8	-6.099	3	0	1	0	4	-.005	5
14649		5	max	1074.048	5	-6.61	2	5.767	4	0	2	0	3	0	2
14650			min	38.403	2	-45.92	8	-6.036	3	0	1	0	4	-.004	5
14651		6	max	1073.929	5	-6.547	2	5.705	4	0	2	0	6	0	2
14652			min	38.386	2	-45.968	8	-5.974	3	0	1	0	9	-.003	5
14653		7	max	1073.81	5	-6.484	2	5.642	4	0	2	0	4	0	2
14654			min	38.369	2	-46.017	8	-5.911	3	0	1	0	9	-.002	5
14655		8	max	1073.69	5	-6.422	2	5.58	4	0	2	0	4	0	2
14656			min	38.352	2	-46.065	8	-5.848	3	0	1	0	3	-.002	5
14657		9	max	1073.571	5	-6.359	2	5.517	4	0	2	0	4	0	2
14658			min	38.336	2	-46.113	8	-5.786	3	0	1	0	3	0	5
14659		10	max	1073.452	5	-6.297	2	5.454	4	0	2	0	4	0	4
14660			min	38.319	2	-46.161	8	-5.723	3	0	1	0	3	0	3
14661		11	max	1073.333	5	-6.234	2	5.392	4	0	2	0	4	0	8
14662			min	38.302	2	-46.21	8	-5.66	3	0	1	0	3	0	3
14663		12	max	1073.214	5	-6.171	2	5.329	4	0	2	0	4	.002	8
14664			min	38.285	2	-46.258	8	-5.598	3	0	1	0	3	0	3
14665		13	max	1073.095	5	-6.109	2	5.266	4	0	2	0	4	.002	8
14666			min	38.269	2	-46.306	8	-5.535	3	0	1	0	3	0	3
14667		14	max	1072.976	5	-6.046	2	5.204	4	0	2	0	4	.003	8
14668			min	38.252	2	-46.355	8	-5.473	3	0	1	0	3	0	3
14669		15	max	1072.856	5	-5.983	2	5.141	4	0	2	0	4	.004	8
14670			min	38.235	2	-46.403	8	-5.41	3	0	1	0	3	0	3
14671		16	max	1072.737	5	-5.921	2	5.079	4	0	2	0	4	.005	8
14672			min	38.218	2	-46.451	8	-5.347	3	0	1	0	3	0	3
14673		17	max	1072.618	5	-5.858	2	5.016	4	0	2	.001	4	.006	8
14674			min	38.201	2	-46.499	8	-5.285	3	0	1	-.001	3	0	2
14675		18	max	1072.499	5	-5.796	2	4.953	4	0	2	.001	4	.006	8
14676			min	38.185	2	-46.548	8	-5.222	3	0	1	-.001	3	0	2
14677		19	max	1072.38	5	-5.733	2	4.999	1	0	2	.001	4	.007	8
14678			min	38.168	2	-46.596	8	-5.159	3	0	1	-.001	3	0	2
14679		20	max	1072.261	5	-5.67	2	5.061	1	0	2	.001	4	.008	8
14680			min	38.151	2	-46.644	8	-5.186	2	0	1	-.001	3	0	2

Envelope Member Section Forces (Continued)

	Member	Sec		Axial[lb]	LC	y Shear[lb]	LC	z Shear[lb]	LC	Torque[k-...	LC	y-y Mome...	LC	z-z Mome...	LC
14681	M383	1	max	-103.49	2	5.356	8	3.054	3	0	4	0	4	.001	5
14682			min	-1326.617	5	.07	3	-2.9	4	0	3	0	3	0	2
14683		2	max	-103.451	2	5.27	8	2.986	3	0	4	0	4	.001	5
14684			min	-1326.754	5	.01	3	-2.833	4	0	3	0	3	0	2
14685		3	max	-103.413	2	5.184	8	2.919	3	0	4	0	4	.001	5
14686			min	-1326.892	5	-.049	3	-2.765	4	0	3	0	3	0	2
14687		4	max	-103.374	2	5.098	8	2.851	3	0	4	0	4	.001	5
14688			min	-1327.029	5	-.108	3	-2.698	4	0	3	0	3	0	2
14689		5	max	-103.335	2	5.012	8	2.783	3	0	4	0	4	0	5
14690			min	-1327.167	5	-.168	3	-2.63	4	0	3	0	3	0	2
14691		6	max	-103.297	2	4.925	8	2.716	3	0	4	0	4	0	5
14692			min	-1327.304	5	-.227	3	-2.563	4	0	3	0	3	0	2
14693		7	max	-103.258	2	4.839	8	2.648	3	0	4	0	4	0	5
14694			min	-1327.441	5	-.287	3	-2.495	4	0	3	0	3	0	2
14695		8	max	-103.219	2	4.753	8	2.581	3	0	4	0	2	0	5
14696			min	-1327.579	5	-.346	3	-2.428	4	0	3	0	1	0	2
14697		9	max	-103.181	2	4.667	8	2.513	3	0	4	0	2	0	5
14698			min	-1327.716	5	-.406	3	-2.36	4	0	3	0	1	0	2
14699		10	max	-103.142	2	4.581	8	2.446	3	0	4	0	2	0	5
14700			min	-1327.853	5	-.465	3	-2.293	4	0	3	0	1	0	2
14701		11	max	-103.104	2	4.495	8	2.378	3	0	4	0	2	0	5
14702			min	-1327.991	5	-.524	3	-2.264	1	0	3	0	1	0	2
14703		12	max	-103.065	2	4.409	8	2.426	2	0	4	0	2	0	5
14704			min	-1328.128	5	-.584	3	-2.331	1	0	3	0	1	0	2
14705		13	max	-103.026	2	4.323	8	2.493	2	0	4	0	2	0	1
14706			min	-1328.266	5	-.643	3	-2.399	1	0	3	0	1	0	2
14707		14	max	-102.988	2	4.236	8	2.561	2	0	4	0	2	0	9
14708			min	-1328.403	5	-.703	3	-2.466	1	0	3	0	1	0	6
14709		15	max	-102.949	2	4.15	8	2.628	2	0	4	0	2	0	3
14710			min	-1328.54	5	-.762	3	-2.534	1	0	3	0	1	0	8
14711		16	max	-102.91	2	4.064	8	2.696	2	0	4	0	2	0	3
14712			min	-1328.678	5	-.821	3	-2.601	1	0	3	0	1	0	8
14713		17	max	-102.872	2	3.978	8	2.763	2	0	4	0	2	0	3
14714			min	-1328.815	5	-.881	3	-2.669	1	0	3	0	1	0	8
14715		18	max	-102.833	2	3.892	8	2.831	2	0	4	0	2	0	3
14716			min	-1328.953	5	-.94	3	-2.736	1	0	3	0	1	0	8
14717		19	max	-102.794	2	3.806	8	2.898	2	0	4	0	2	0	3
14718			min	-1329.09	5	-1	3	-2.804	1	0	3	0	1	0	8
14719		20	max	-102.756	2	3.72	8	2.966	2	0	4	0	2	0	3
14720			min	-1329.227	5	-1.059	3	-2.871	1	0	3	0	1	0	8
14721	M384	1	max	859.801	5	-7.514	2	2.534	1	0	4	0	2	0	2
14722			min	55.495	2	-69.41	5	-2.424	2	0	3	0	1	-.009	5
14723		2	max	859.704	5	-7.463	2	2.585	1	0	4	0	2	0	2
14724			min	55.481	2	-69.449	5	-2.475	2	0	3	0	1	-.008	5
14725		3	max	859.607	5	-7.412	2	2.636	1	0	4	0	2	0	2
14726			min	55.468	2	-69.489	5	-2.526	2	0	3	0	1	-.007	5
14727		4	max	859.51	5	-7.361	2	2.687	1	0	4	0	4	0	2
14728			min	55.454	2	-69.528	5	-2.577	2	0	3	0	3	-.006	5
14729		5	max	859.413	5	-7.31	2	2.738	1	0	4	0	4	0	2
14730			min	55.44	2	-69.567	5	-2.628	2	0	3	0	3	-.005	5
14731		6	max	859.316	5	-7.259	2	2.789	1	0	4	0	4	0	2
14732			min	55.427	2	-69.607	5	-2.679	2	0	3	0	3	-.004	5

Envelope Member Section Forces (Continued)

	Member	Sec		Axial[lb]	LC	y Shear[lb]	LC	z Shear[lb]	LC	Torque[k-...	LC	y-y Mome...	LC	z-z Mome...	LC
14733		7	max	859.219	5	-7.208	2	2.84	1	0	4	0	4	0	2
14734			min	55.413	2	-69.646	5	-2.73	2	0	3	0	3	-.003	5
14735		8	max	859.122	5	-7.157	2	2.891	1	0	4	0	4	0	2
14736			min	55.399	2	-69.685	5	-2.781	2	0	3	0	3	-.002	5
14737		9	max	859.025	5	-7.106	2	2.942	1	0	4	0	4	0	2
14738			min	55.386	2	-69.725	5	-2.832	2	0	3	0	3	-.001	5
14739		10	max	858.928	5	-7.055	2	2.993	1	0	4	0	4	0	2
14740			min	55.372	2	-69.764	5	-2.883	2	0	3	0	3	0	5
14741		11	max	858.831	5	-7.004	2	3.044	1	0	4	0	4	0	8
14742			min	55.358	2	-69.803	5	-2.934	2	0	3	0	3	0	2
14743		12	max	858.734	5	-6.953	2	3.095	1	0	4	0	4	.002	8
14744			min	55.345	2	-69.842	5	-2.985	2	0	3	0	3	0	2
14745		13	max	858.637	5	-6.902	2	3.146	1	0	4	0	4	.003	5
14746			min	55.331	2	-69.882	5	-3.036	2	0	3	0	3	0	2
14747		14	max	858.54	5	-6.851	2	3.197	1	0	4	0	1	.004	5
14748			min	55.317	2	-69.921	5	-3.087	2	0	3	0	2	0	2
14749		15	max	858.442	5	-6.8	2	3.248	1	0	4	0	1	.005	5
14750			min	55.304	2	-69.96	5	-3.138	2	0	3	0	2	0	2
14751		16	max	858.345	5	-6.749	2	3.299	1	0	4	0	1	.006	5
14752			min	55.29	2	-70	5	-3.189	2	0	3	0	2	0	2
14753		17	max	858.248	5	-6.698	2	3.35	1	0	4	0	1	.007	5
14754			min	55.276	2	-70.039	5	-3.24	2	0	3	0	2	0	2
14755		18	max	858.151	5	-6.647	2	3.401	1	0	4	0	1	.008	5
14756			min	55.263	2	-70.078	5	-3.291	2	0	3	0	2	0	2
14757		19	max	858.054	5	-6.596	2	3.452	1	0	4	0	1	.009	5
14758			min	55.249	2	-70.118	5	-3.342	2	0	3	0	2	0	2
14759		20	max	857.957	5	-6.545	2	3.503	1	0	4	0	1	.01	5
14760			min	55.235	2	-70.157	5	-3.393	2	0	3	0	2	0	2
14761	M385	1	max	-71.519	2	-.611	3	2.074	3	0	4	0	4	0	3
14762			min	-1104.545	5	-5.94	8	-1.949	4	0	3	0	3	-.002	8
14763		2	max	-71.489	2	-.659	3	2.019	3	0	4	0	4	0	3
14764			min	-1104.657	5	-6.006	8	-1.894	4	0	3	0	3	-.002	8
14765		3	max	-71.459	2	-.708	3	1.965	3	0	4	0	4	0	3
14766			min	-1104.768	5	-6.072	8	-1.84	4	0	3	0	3	-.001	8
14767		4	max	-71.429	2	-.756	3	1.91	3	0	4	0	4	0	3
14768			min	-1104.88	5	-6.138	8	-1.786	4	0	3	0	3	-.001	8
14769		5	max	-71.398	2	-.805	3	1.856	3	0	4	0	4	0	3
14770			min	-1104.992	5	-6.204	8	-1.731	4	0	3	0	3	-.001	8
14771		6	max	-71.368	2	-.853	3	1.802	3	0	4	0	4	0	3
14772			min	-1105.103	5	-6.27	8	-1.677	4	0	3	0	3	-.001	8
14773		7	max	-71.338	2	-.901	3	1.747	3	0	4	0	4	0	3
14774			min	-1105.215	5	-6.335	8	-1.623	4	0	3	0	3	0	8
14775		8	max	-71.308	2	-.95	3	1.725	2	0	4	0	4	0	3
14776			min	-1105.326	5	-6.401	8	-1.625	1	0	3	0	3	0	8
14777		9	max	-71.278	2	-.998	3	1.779	2	0	4	0	2	0	3
14778			min	-1105.438	5	-6.467	8	-1.679	1	0	3	0	1	0	8
14779		10	max	-71.248	2	-1.047	3	1.833	2	0	4	0	2	0	3
14780			min	-1105.549	5	-6.533	8	-1.733	1	0	3	0	1	0	8
14781		11	max	-71.218	2	-1.095	3	1.888	2	0	4	0	2	0	3
14782			min	-1105.661	5	-6.599	8	-1.788	1	0	3	0	1	0	8
14783		12	max	-71.188	2	-1.144	3	1.942	2	0	4	0	2	0	9
14784			min	-1105.773	5	-6.665	8	-1.842	1	0	3	0	1	0	6

Envelope Member Section Forces (Continued)

	Member	Sec		Axial[lb]	LC	y Shear[lb]	LC	z Shear[lb]	LC	Torque[k-...	LC	y-y Mome...	LC	z-z Mome...	LC
14785		13	max	-71.158	2	-1.192	3	1.996	2	0	4	0	2	0	1
14786			min	-1105.884	5	-6.73	8	-1.896	1	0	3	0	1	0	6
14787		14	max	-71.128	2	-1.241	3	2.051	2	0	4	0	2	0	1
14788			min	-1105.996	5	-6.796	8	-1.951	1	0	3	0	1	0	6
14789		15	max	-71.098	2	-1.289	3	2.105	2	0	4	0	2	0	1
14790			min	-1106.107	5	-6.862	8	-2.005	1	0	3	0	1	0	2
14791		16	max	-71.068	2	-1.338	3	2.159	2	0	4	0	2	0	1
14792			min	-1106.219	5	-6.928	8	-2.059	1	0	3	0	1	0	2
14793		17	max	-71.038	2	-1.386	3	2.214	2	0	4	0	2	0	5
14794			min	-1106.33	5	-6.994	8	-2.114	1	0	3	0	1	0	2
14795		18	max	-71.008	2	-1.434	3	2.268	2	0	4	0	2	0	5
14796			min	-1106.442	5	-7.06	8	-2.168	1	0	3	0	1	0	2
14797		19	max	-70.978	2	-1.483	3	2.322	2	0	4	0	2	0	5
14798			min	-1106.553	5	-7.125	8	-2.222	1	0	3	0	1	0	2
14799		20	max	-70.948	2	-1.531	3	2.377	2	0	4	0	2	0	5
14800			min	-1106.665	5	-7.191	8	-2.277	1	0	3	0	1	0	2
14801	M386	1	max	2940.182	5	6326.012	8	-314.706	2	.024	1	-.006	2	-.026	3
14802			min	197.903	2	482.841	3	-6345.699	5	-.029	2	-.305	5	-.306	8
14803		2	max	2940.182	5	6326.012	8	-314.706	2	.024	1	-.01	2	-.031	3
14804			min	197.903	2	482.841	3	-6345.699	5	-.029	2	-.379	5	-.38	8
14805		3	max	2940.182	5	6326.012	8	-314.706	2	.024	1	-.014	2	-.037	3
14806			min	197.903	2	482.841	3	-6345.699	5	-.029	2	-.454	5	-.455	8
14807		4	max	2940.182	5	6326.012	8	-314.706	2	.024	1	-.017	2	-.043	3
14808			min	197.903	2	482.841	3	-6345.699	5	-.029	2	-.528	5	-.529	8
14809		5	max	2940.182	5	6326.012	8	-314.706	2	.024	1	-.021	2	-.049	3
14810			min	197.903	2	482.841	3	-6345.699	5	-.029	2	-.603	5	-.603	8
14811		6	max	2940.182	5	6326.012	8	-314.706	2	.024	1	-.025	2	-.054	3
14812			min	197.903	2	482.841	3	-6345.699	5	-.029	2	-.677	5	-.678	8
14813		7	max	2940.182	5	6326.012	8	-314.706	2	.024	1	-.029	2	-.06	3
14814			min	197.903	2	482.841	3	-6345.699	5	-.029	2	-.752	5	-.752	8
14815		8	max	2940.182	5	6326.012	8	-314.706	2	.024	1	-.032	2	-.066	3
14816			min	197.903	2	482.841	3	-6345.699	5	-.029	2	-.826	5	-.826	8
14817		9	max	2940.182	5	6326.012	8	-314.706	2	.024	1	-.036	2	-.071	3
14818			min	197.903	2	482.841	3	-6345.699	5	-.029	2	-.901	5	-.901	8
14819		10	max	2940.182	5	6326.012	8	-314.706	2	.024	1	-.04	2	-.077	3
14820			min	197.903	2	482.841	3	-6345.699	5	-.029	2	-.976	5	-.975	8
14821		11	max	2940.182	5	6326.012	8	-314.706	2	.024	1	-.043	2	-.083	3
14822			min	197.903	2	482.841	3	-6345.699	5	-.029	2	-1.05	5	-1.049	8
14823		12	max	2940.182	5	6326.012	8	-314.706	2	.024	1	-.047	2	-.088	3
14824			min	197.903	2	482.841	3	-6345.699	5	-.029	2	-1.125	5	-1.124	8
14825		13	max	2940.182	5	6326.012	8	-314.706	2	.024	1	-.051	2	-.094	3
14826			min	197.903	2	482.841	3	-6345.699	5	-.029	2	-1.199	5	-1.198	8
14827		14	max	2940.182	5	6326.012	8	-314.706	2	.024	1	-.054	2	-.1	3
14828			min	197.903	2	482.841	3	-6345.699	5	-.029	2	-1.274	5	-1.272	8
14829		15	max	2940.182	5	6326.012	8	-314.706	2	.024	1	-.058	2	-.105	3
14830			min	197.903	2	482.841	3	-6345.699	5	-.029	2	-1.348	5	-1.347	8
14831		16	max	2940.182	5	6326.012	8	-314.706	2	.024	1	-.062	2	-.111	3
14832			min	197.903	2	482.841	3	-6345.699	5	-.029	2	-1.423	5	-1.421	8
14833		17	max	2940.182	5	6326.012	8	-314.706	2	.024	1	-.066	2	-.117	3
14834			min	197.903	2	482.841	3	-6345.699	5	-.029	2	-1.497	5	-1.495	8
14835		18	max	2940.182	5	6326.012	8	-314.706	2	.024	1	-.069	2	-.122	3
14836			min	197.903	2	482.841	3	-6345.699	5	-.029	2	-1.572	5	-1.57	8

Envelope Member Section Forces (Continued)

	Member	Sec		Axial[lb]	LC	y Shear[lb]	LC	z Shear[lb]	LC	Torque[k-...	LC	y-y Mome...	LC	z-z Mome...	LC
14837		19	max	2940.182	5	6326.012	8	-314.706	2	.024	1	-.073	2	-.128	3
14838			min	197.903	2	482.841	3	-6345.699	5	-.029	2	-1.647	5	-1.644	8
14839		20	max	2940.182	5	6326.012	8	-314.706	2	.024	1	-.077	2	-.134	3
14840			min	197.903	2	482.841	3	-6345.699	5	-.029	2	-1.721	5	-1.718	8
14841	M387	1	max	4327.427	8	-239.447	1	218.171	2	.096	1	.135	1	-.177	3
14842			min	638.827	3	-1373.275	6	-204.019	1	-.099	2	-.142	2	-.613	8
14843		2	max	4327.427	8	-239.447	1	218.171	2	.096	1	.134	1	-.172	3
14844			min	638.827	3	-1373.275	6	-204.019	1	-.099	2	-.141	2	-.604	8
14845		3	max	4327.427	8	-239.447	1	218.171	2	.096	1	.132	1	-.167	3
14846			min	638.827	3	-1373.275	6	-204.019	1	-.099	2	-.139	2	-.594	8
14847		4	max	4327.427	8	-239.447	1	218.171	2	.096	1	.131	1	-.161	3
14848			min	638.827	3	-1373.275	6	-204.019	1	-.099	2	-.137	2	-.585	8
14849		5	max	4327.427	8	-239.447	1	218.171	2	.096	1	.129	1	-.156	3
14850			min	638.827	3	-1373.275	6	-204.019	1	-.099	2	-.136	2	-.575	8
14851		6	max	4327.427	8	-239.447	1	218.171	2	.096	1	.128	1	-.15	3
14852			min	638.827	3	-1373.275	6	-204.019	1	-.099	2	-.134	2	-.566	8
14853		7	max	4327.427	8	-239.447	1	218.171	2	.096	1	.126	1	-.145	3
14854			min	638.827	3	-1373.275	6	-204.019	1	-.099	2	-.132	2	-.556	8
14855		8	max	4327.427	8	-239.447	1	218.171	2	.096	1	.125	1	-.139	3
14856			min	638.827	3	-1373.275	6	-204.019	1	-.099	2	-.131	2	-.547	8
14857		9	max	4327.427	8	-239.447	1	218.171	2	.096	1	.123	1	-.134	3
14858			min	638.827	3	-1373.275	6	-204.019	1	-.099	2	-.129	2	-.537	8
14859		10	max	4327.427	8	-239.447	1	218.171	2	.096	1	.121	1	-.129	3
14860			min	638.827	3	-1373.275	6	-204.019	1	-.099	2	-.127	2	-.528	8
14861		11	max	4327.427	8	-239.447	1	218.171	2	.096	1	.12	1	-.123	3
14862			min	638.827	3	-1373.275	6	-204.019	1	-.099	2	-.126	2	-.518	8
14863		12	max	4327.427	8	-239.447	1	218.171	2	.096	1	.118	1	-.118	3
14864			min	638.827	3	-1373.275	6	-204.019	1	-.099	2	-.124	2	-.509	8
14865		13	max	4327.427	8	-239.447	1	218.171	2	.096	1	.117	1	-.112	3
14866			min	638.827	3	-1373.275	6	-204.019	1	-.099	2	-.123	2	-.499	8
14867		14	max	4327.427	8	-239.447	1	218.171	2	.096	1	.115	1	-.107	3
14868			min	638.827	3	-1373.275	6	-204.019	1	-.099	2	-.121	2	-.49	8
14869		15	max	4327.427	8	-239.447	1	218.171	2	.096	1	.114	1	-.101	3
14870			min	638.827	3	-1373.275	6	-204.019	1	-.099	2	-.119	2	-.48	8
14871		16	max	4327.427	8	-239.447	1	218.171	2	.096	1	.112	1	-.096	3
14872			min	638.827	3	-1373.275	6	-204.019	1	-.099	2	-.118	2	-.471	8
14873		17	max	4327.427	8	-239.447	1	218.171	2	.096	1	.111	1	-.091	3
14874			min	638.827	3	-1373.275	6	-204.019	1	-.099	2	-.116	2	-.461	8
14875		18	max	4327.427	8	-239.447	1	218.171	2	.096	1	.109	1	-.085	3
14876			min	638.827	3	-1373.275	6	-204.019	1	-.099	2	-.114	2	-.452	8
14877		19	max	4327.427	8	-239.447	1	218.171	2	.096	1	.107	1	-.08	3
14878			min	638.827	3	-1373.275	6	-204.019	1	-.099	2	-.113	2	-.442	8
14879		20	max	4327.427	8	-239.447	1	218.171	2	.096	1	.106	1	-.074	3
14880			min	638.827	3	-1373.275	6	-204.019	1	-.099	2	-.111	2	-.433	8
14881	M388	1	max	3332.458	5	3801.976	8	-943.525	2	.256	1	.193	3	.176	2
14882			min	226.701	2	996.035	3	-3799.31	5	-.269	2	-.213	4	-.199	1
14883		2	max	3332.458	5	3801.976	8	-943.525	2	.256	1	.185	3	.166	2
14884			min	226.701	2	996.035	3	-3799.31	5	-.269	2	-.225	4	-.209	1
14885		3	max	3332.458	5	3801.976	8	-943.525	2	.256	1	.177	3	.157	2
14886			min	226.701	2	996.035	3	-3799.31	5	-.269	2	-.236	4	-.219	1
14887		4	max	3332.458	5	3801.976	8	-943.525	2	.256	1	.168	3	.148	2
14888			min	226.701	2	996.035	3	-3799.31	5	-.269	2	-.247	4	-.229	1

Envelope Member Section Forces (Continued)

	Member	Sec		Axial[lb]	LC	y Shear[lb]	LC	z Shear[lb]	LC	Torque[k-...	LC	y-y Mome...	LC	z-z Mome...	LC
14889		5	max	3332.458	5	3801.976	8	-943.525	2	.256	1	.16	3	.138	2
14890			min	226.701	2	996.035	3	-3799.31	5	-.269	2	-.258	4	-.239	1
14891		6	max	3332.458	5	3801.976	8	-943.525	2	.256	1	.152	3	.129	2
14892			min	226.701	2	996.035	3	-3799.31	5	-.269	2	-.269	4	-.249	1
14893		7	max	3332.458	5	3801.976	8	-943.525	2	.256	1	.144	3	.12	2
14894			min	226.701	2	996.035	3	-3799.31	5	-.269	2	-.28	4	-.259	1
14895		8	max	3332.458	5	3801.976	8	-943.525	2	.256	1	.135	3	.11	2
14896			min	226.701	2	996.035	3	-3799.31	5	-.269	2	-.291	4	-.273	5
14897		9	max	3332.458	5	3801.976	8	-943.525	2	.256	1	.127	3	.101	2
14898			min	226.701	2	996.035	3	-3799.31	5	-.269	2	-.302	4	-.299	5
14899		10	max	3332.458	5	3801.976	8	-943.525	2	.256	1	.119	3	.092	2
14900			min	226.701	2	996.035	3	-3799.31	5	-.269	2	-.323	8	-.324	5
14901		11	max	3332.458	5	3801.976	8	-943.525	2	.256	1	.111	3	.082	2
14902			min	226.701	2	996.035	3	-3799.31	5	-.269	2	-.349	8	-.35	5
14903		12	max	3332.458	5	3801.976	8	-943.525	2	.256	1	.102	3	.073	2
14904			min	226.701	2	996.035	3	-3799.31	5	-.269	2	-.375	8	-.376	5
14905		13	max	3332.458	5	3801.976	8	-943.525	2	.256	1	.094	3	.063	2
14906			min	226.701	2	996.035	3	-3799.31	5	-.269	2	-.401	8	-.402	5
14907		14	max	3332.458	5	3801.976	8	-943.525	2	.256	1	.086	2	.054	2
14908			min	226.701	2	996.035	3	-3799.31	5	-.269	2	-.427	8	-.427	5
14909		15	max	3332.458	5	3801.976	8	-943.525	2	.256	1	.08	2	.045	2
14910			min	226.701	2	996.035	3	-3799.31	5	-.269	2	-.453	8	-.453	5
14911		16	max	3332.458	5	3801.976	8	-943.525	2	.256	1	.073	2	.035	2
14912			min	226.701	2	996.035	3	-3799.31	5	-.269	2	-.479	8	-.479	5
14913		17	max	3332.458	5	3801.976	8	-943.525	2	.256	1	.067	2	.026	2
14914			min	226.701	2	996.035	3	-3799.31	5	-.269	2	-.505	5	-.505	5
14915		18	max	3332.458	5	3801.976	8	-943.525	2	.256	1	.06	2	.017	2
14916			min	226.701	2	996.035	3	-3799.31	5	-.269	2	-.532	5	-.531	5
14917		19	max	3332.458	5	3801.976	8	-943.525	2	.256	1	.053	2	.007	2
14918			min	226.701	2	996.035	3	-3799.31	5	-.269	2	-.558	5	-.556	5
14919		20	max	3332.458	5	3801.976	8	-943.525	2	.256	1	.047	2	-.002	2
14920			min	226.701	2	996.035	3	-3799.31	5	-.269	2	-.585	5	-.582	5
14921	M389	1	max	3309.872	5	3808.71	8	-918.78	2	.332	1	.03	2	-.022	3
14922			min	218.664	2	971.172	3	-3805.956	5	-.346	2	-.203	5	-.2	8
14923		2	max	3309.872	5	3808.71	8	-918.78	2	.332	1	.023	2	-.029	3
14924			min	218.664	2	971.172	3	-3805.956	5	-.346	2	-.232	5	-.229	8
14925		3	max	3309.872	5	3808.71	8	-918.78	2	.332	1	.016	2	-.037	3
14926			min	218.664	2	971.172	3	-3805.956	5	-.346	2	-.261	5	-.258	8
14927		4	max	3309.872	5	3808.71	8	-918.78	2	.332	1	.009	2	-.044	3
14928			min	218.664	2	971.172	3	-3805.956	5	-.346	2	-.29	5	-.288	8
14929		5	max	3309.872	5	3808.71	8	-918.78	2	.332	1	.002	2	-.052	3
14930			min	218.664	2	971.172	3	-3805.956	5	-.346	2	-.319	5	-.317	8
14931		6	max	3309.872	5	3808.71	8	-918.78	2	.332	1	-.005	2	-.059	3
14932			min	218.664	2	971.172	3	-3805.956	5	-.346	2	-.349	5	-.346	8
14933		7	max	3309.872	5	3808.71	8	-918.78	2	.332	1	-.012	2	-.067	3
14934			min	218.664	2	971.172	3	-3805.956	5	-.346	2	-.378	5	-.375	8
14935		8	max	3309.872	5	3808.71	8	-918.78	2	.332	1	-.019	2	-.074	3
14936			min	218.664	2	971.172	3	-3805.956	5	-.346	2	-.407	5	-.404	8
14937		9	max	3309.872	5	3808.71	8	-918.78	2	.332	1	-.026	2	-.081	3
14938			min	218.664	2	971.172	3	-3805.956	5	-.346	2	-.436	5	-.434	8
14939		10	max	3309.872	5	3808.71	8	-918.78	2	.332	1	-.033	2	-.089	3
14940			min	218.664	2	971.172	3	-3805.956	5	-.346	2	-.465	5	-.463	8

Envelope Member Section Forces (Continued)

	Member	Sec		Axial[lb]	LC	y Shear[lb]	LC	z Shear[lb]	LC	Torque[k-...	LC	y-y Mome...	LC	z-z Mome...	LC
14941		11	max	3309.872	5	3808.71	8	-918.78	2	.332	1	-.04	2	-.096	3
14942			min	218.664	2	971.172	3	-3805.956	5	-.346	2	-.495	5	-.492	8
14943		12	max	3309.872	5	3808.71	8	-918.78	2	.332	1	-.047	2	-.104	3
14944			min	218.664	2	971.172	3	-3805.956	5	-.346	2	-.524	5	-.521	8
14945		13	max	3309.872	5	3808.71	8	-918.78	2	.332	1	-.054	2	-.111	3
14946			min	218.664	2	971.172	3	-3805.956	5	-.346	2	-.553	5	-.551	8
14947		14	max	3309.872	5	3808.71	8	-918.78	2	.332	1	-.061	2	-.119	3
14948			min	218.664	2	971.172	3	-3805.956	5	-.346	2	-.582	5	-.58	8
14949		15	max	3309.872	5	3808.71	8	-918.78	2	.332	1	-.068	2	-.126	3
14950			min	218.664	2	971.172	3	-3805.956	5	-.346	2	-.611	5	-.609	8
14951		16	max	3309.872	5	3808.71	8	-918.78	2	.332	1	-.075	2	-.134	3
14952			min	218.664	2	971.172	3	-3805.956	5	-.346	2	-.641	5	-.638	8
14953		17	max	3309.872	5	3808.71	8	-918.78	2	.332	1	-.082	2	-.141	3
14954			min	218.664	2	971.172	3	-3805.956	5	-.346	2	-.67	5	-.668	8
14955		18	max	3309.872	5	3808.71	8	-918.78	2	.332	1	-.089	2	-.149	3
14956			min	218.664	2	971.172	3	-3805.956	5	-.346	2	-.699	5	-.697	8
14957		19	max	3309.872	5	3808.71	8	-918.78	2	.332	1	-.096	2	-.156	3
14958			min	218.664	2	971.172	3	-3805.956	5	-.346	2	-.728	5	-.726	8
14959		20	max	3309.872	5	3808.71	8	-918.78	2	.332	1	-.104	2	-.163	3
14960			min	218.664	2	971.172	3	-3805.956	5	-.346	2	-.758	5	-.755	8
14961	M390	1	max	464.575	2	3367.265	3	2173.765	1	.498	4	.054	2	.04	3
14962			min	-665.416	1	-2807.367	4	-2745.71	2	-.503	3	-.096	1	-.083	4
14963		2	max	464.575	2	3367.265	3	2173.765	1	.498	4	.033	2	.015	2
14964			min	-665.416	1	-2807.367	4	-2745.71	2	-.503	3	-.079	1	-.076	8
14965		3	max	464.575	2	3367.265	3	2173.765	1	.498	4	.012	2	-.005	2
14966			min	-665.416	1	-2807.367	4	-2745.71	2	-.503	3	-.078	5	-.077	5
14967		4	max	464.575	2	3367.265	3	2173.765	1	.498	4	-.006	3	-.018	4
14968			min	-665.416	1	-2807.367	4	-2745.71	2	-.503	3	-.079	8	-.078	5
14969		5	max	464.575	2	3367.265	3	2173.765	1	.498	4	-.024	3	.003	4
14970			min	-665.416	1	-2807.367	4	-2745.71	2	-.503	3	-.082	6	-.09	7
14971		6	max	464.575	2	3367.265	3	2173.765	1	.498	4	-.012	1	.025	4
14972			min	-665.416	1	-2807.367	4	-2745.71	2	-.503	3	-.093	6	-.103	7
14973		7	max	464.575	2	3367.265	3	2173.765	1	.498	4	.004	1	.046	4
14974			min	-665.416	1	-2807.367	4	-2745.71	2	-.503	3	-.105	6	-.116	7
14975		8	max	464.575	2	3367.265	3	2173.765	1	.498	4	.021	1	.068	4
14976			min	-665.416	1	-2807.367	4	-2745.71	2	-.503	3	-.117	6	-.141	3
14977		9	max	464.575	2	3367.265	3	2173.765	1	.498	4	.038	1	.09	4
14978			min	-665.416	1	-2807.367	4	-2745.71	2	-.503	3	-.128	6	-.167	3
14979		10	max	464.575	2	3367.265	3	2173.765	1	.498	4	.054	1	.111	4
14980			min	-665.416	1	-2807.367	4	-2745.71	2	-.503	3	-.14	6	-.193	3
14981		11	max	464.575	2	3367.265	3	2173.765	1	.498	4	.071	1	.133	4
14982			min	-665.416	1	-2807.367	4	-2745.71	2	-.503	3	-.156	2	-.219	3
14983		12	max	464.575	2	3367.265	3	2173.765	1	.498	4	.088	1	.154	4
14984			min	-665.416	1	-2807.367	4	-2745.71	2	-.503	3	-.177	2	-.244	3
14985		13	max	464.575	2	3367.265	3	2173.765	1	.498	4	.104	1	.176	4
14986			min	-665.416	1	-2807.367	4	-2745.71	2	-.503	3	-.198	2	-.27	3
14987		14	max	464.575	2	3367.265	3	2173.765	1	.498	4	.121	1	.197	4
14988			min	-665.416	1	-2807.367	4	-2745.71	2	-.503	3	-.22	2	-.296	3
14989		15	max	464.575	2	3367.265	3	2173.765	1	.498	4	.138	1	.219	4
14990			min	-665.416	1	-2807.367	4	-2745.71	2	-.503	3	-.241	2	-.322	3
14991		16	max	464.575	2	3367.265	3	2173.765	1	.498	4	.154	1	.24	4
14992			min	-665.416	1	-2807.367	4	-2745.71	2	-.503	3	-.262	2	-.348	3

Envelope Member Section Forces (Continued)

	Member	Sec		Axial[lb]	LC	y Shear[lb]	LC	z Shear[lb]	LC	Torque[k-...	LC	y-y Mome...	LC	z-z Mome...	LC
14993		17	max	464.575	2	3367.265	3	2173.765	1	.498	4	.171	1	.262	4
14994			min	-665.416	1	-2807.367	4	-2745.71	2	-.503	3	-.283	2	-.374	3
14995		18	max	464.575	2	3367.265	3	2173.765	1	.498	4	.188	1	.283	4
14996			min	-665.416	1	-2807.367	4	-2745.71	2	-.503	3	-.304	2	-.4	3
14997		19	max	464.575	2	3367.265	3	2173.765	1	.498	4	.204	1	.305	4
14998			min	-665.416	1	-2807.367	4	-2745.71	2	-.503	3	-.325	2	-.425	3
14999		20	max	464.575	2	3367.265	3	2173.765	1	.498	4	.221	1	.327	4
15000			min	-665.416	1	-2807.367	4	-2745.71	2	-.503	3	-.346	2	-.451	3
15001	M392	1	max	-936.933	3	202.49	1	-178.407	2	.03	1	.229	5	.141	2
15002			min	-3264.725	8	-216.214	2	-3107.891	5	-.032	2	.014	2	-.136	1
15003		2	max	-936.132	3	201.688	1	-178.001	2	.03	1	.074	5	.152	2
15004			min	-3264.944	8	-215.412	2	-3106.966	5	-.032	2	.006	2	-.146	1
15005		3	max	-935.33	3	200.887	1	-177.596	2	.03	1	-.003	2	.163	2
15006			min	-3265.163	8	-214.611	2	-3106.041	5	-.032	2	-.08	8	-.156	1
15007		4	max	-934.529	3	200.085	1	-177.19	2	.03	1	-.012	2	.173	2
15008			min	-3265.382	8	-213.809	2	-3105.115	5	-.032	2	-.234	5	-.166	1
15009		5	max	2068.897	8	497.638	1	212.708	5	.021	2	.003	4	.146	1
15010			min	591.094	3	-514.756	2	41.496	2	-.019	1	-.004	3	-.152	2
15011		6	max	2068.678	8	496.836	1	213.633	5	.021	2	.008	8	.122	1
15012			min	591.895	3	-513.954	2	41.902	2	-.019	1	-.002	3	-.126	2
15013		7	max	2068.459	8	496.034	1	214.558	5	.021	2	.019	8	.097	1
15014			min	592.697	3	-513.153	2	42.307	2	-.019	1	0	3	-.101	2
15015		8	max	2068.24	8	495.233	1	215.484	5	.021	2	.03	5	.072	1
15016			min	593.498	3	-512.351	2	42.713	2	-.019	1	.002	2	-.075	2
15017		9	max	2068.022	8	494.431	1	216.409	5	.021	2	.04	5	.048	1
15018			min	594.3	3	-511.55	2	43.118	2	-.019	1	.004	2	-.05	2
15019		10	max	3.869	4	3.87	1	-1.958	4	0	11	0	8	0	1
15020			min	-3.869	3	-3.87	2	-4.466	7	0	1	0	1	0	2
15021		11	max	3.067	4	3.068	1	-1.552	4	0	11	0	8	0	1
15022			min	-3.068	3	-3.068	2	-3.541	7	0	1	0	1	0	2
15023		12	max	2.266	4	2.266	1	-1.147	4	0	11	0	10	0	4
15024			min	-2.266	3	-2.266	2	-2.616	7	0	1	0	5	0	3
15025		13	max	1.464	4	1.465	1	-.741	4	0	11	0	10	0	4
15026			min	-1.464	3	-1.465	2	-1.691	7	0	1	0	5	0	3
15027		14	max	.662	4	.663	1	-.336	4	0	11	0	10	0	4
15028			min	-.663	3	-.663	2	-.766	7	0	1	0	5	0	3
15029		15	max	.139	2	.138	4	.16	8	0	11	0	10	0	4
15030			min	-.139	1	-.138	3	.07	3	0	1	0	5	0	3
15031		16	max	.94	2	.94	4	1.085	8	0	11	0	10	0	4
15032			min	-.941	1	-.94	3	.476	3	0	1	0	5	0	3
15033		17	max	1.742	2	1.741	4	2.01	8	0	11	0	10	0	4
15034			min	-1.742	1	-1.741	3	.881	3	0	1	0	5	0	3
15035		18	max	2.543	2	2.543	4	2.935	8	0	11	0	8	0	1
15036			min	-2.544	1	-2.543	3	1.287	3	0	1	0	1	0	2
15037		19	max	3.345	2	3.345	4	3.861	8	0	11	0	8	0	1
15038			min	-3.345	1	-3.345	3	1.692	3	0	1	0	1	0	2
15039		20	max	4.147	2	4.146	4	4.786	8	0	11	0	8	0	1
15040			min	-4.147	1	-4.146	3	2.098	3	0	1	0	1	0	2
15041	M393	1	max	951.135	2	168.935	3	250.396	5	.003	1	-.004	2	.116	3
15042			min	-2819.477	5	-168.886	4	21.142	2	-.003	2	-.037	5	-.118	4
15043		2	max	951.975	2	168.095	3	251.366	5	.003	1	-.003	2	.107	3
15044			min	-2819.706	5	-168.046	4	21.567	2	-.003	2	-.024	8	-.109	4

Envelope Member Section Forces (Continued)

	Member	Sec		Axial[lb]	LC	y Shear[lb]	LC	z Shear[lb]	LC	Torque[k-...	LC	y-y Mome...	LC	z-z Mome...	LC
15045		3	max	952.815	2	167.255	3	252.335	5	.003	1	-.002	3	.099	3
15046			min	-2819.935	5	-167.206	4	21.992	2	-.003	2	-.01	8	-.1	4
15047		4	max	953.655	2	166.415	3	253.305	5	.003	1	.003	5	.09	3
15048			min	-2820.164	5	-166.366	4	22.417	2	-.003	2	0	2	-.091	4
15049		5	max	954.495	2	165.575	3	254.274	5	.003	1	.016	5	.081	3
15050			min	-2820.394	5	-165.526	4	22.842	2	-.003	2	0	2	-.083	4
15051		6	max	955.335	2	164.735	3	255.244	5	.003	1	.029	5	.073	3
15052			min	-2820.623	5	-164.686	4	23.267	2	-.003	2	.002	2	-.074	4
15053		7	max	841.553	2	165.114	3	168.445	5	.004	1	-.002	2	.064	3
15054			min	-4070.827	5	-164.77	4	17.657	2	-.005	2	-.016	5	-.065	4
15055		8	max	842.393	2	164.274	3	169.415	5	.004	1	-.001	2	.055	3
15056			min	-4071.056	5	-163.93	4	18.082	2	-.005	2	-.007	8	-.056	4
15057		9	max	843.233	2	163.434	3	170.384	5	.004	1	.001	5	.046	3
15058			min	-4071.286	5	-163.09	4	18.507	2	-.005	2	0	2	-.048	4
15059		10	max	844.073	2	162.594	3	171.354	5	.004	1	.01	5	.038	3
15060			min	-4071.515	5	-162.25	4	18.932	2	-.005	2	0	2	-.04	2
15061		11	max	844.913	2	161.754	3	172.323	5	.004	1	.019	5	.032	1
15062			min	-4071.744	5	-161.41	4	19.357	2	-.005	2	.002	2	-.034	2
15063		12	max	845.753	2	160.914	3	173.293	5	.004	1	.028	5	.026	1
15064			min	-4071.973	5	-160.57	4	19.782	2	-.005	2	.003	2	-.028	2
15065		13	max	708.571	2	164.388	3	73.402	2	.007	1	-.002	9	.021	1
15066			min	-5172.231	5	-163.247	4	-102.565	1	-.007	2	-.008	7	-.023	2
15067		14	max	709.411	2	163.548	3	73.827	2	.007	1	0	2	.016	1
15068			min	-5172.46	5	-162.407	4	-102.14	1	-.007	2	-.011	5	-.018	2
15069		15	max	710.251	2	162.708	3	74.252	2	.007	1	.004	2	.011	1
15070			min	-5172.689	5	-161.567	4	-101.715	1	-.007	2	-.014	5	-.013	2
15071		16	max	711.091	2	161.868	3	74.677	2	.007	1	.008	2	.012	4
15072			min	-5172.918	5	-160.727	4	-101.29	1	-.007	2	-.018	1	-.014	3
15073		17	max	711.931	2	161.028	3	75.102	2	.007	1	.012	2	.02	4
15074			min	-5173.148	5	-159.887	4	-100.865	1	-.007	2	-.024	1	-.022	3
15075		18	max	4590.749	3	601.909	4	539.706	2	.006	2	.085	1	.517	4
15076			min	-7123.206	4	-601.985	3	-768.545	1	-.006	1	-.041	2	-.523	3
15077		19	max	4591.589	3	602.749	4	540.131	2	.006	2	.052	5	.485	4
15078			min	-7124.046	4	-602.825	3	-768.12	1	-.006	1	-.013	2	-.492	3
15079		20	max	4592.429	3	603.589	4	540.556	2	.006	2	.029	7	.454	4
15080			min	-7124.886	4	-603.665	3	-767.696	1	-.006	1	.005	4	-.46	3
15081	M394	1	max	4102.56	3	587.866	4	60.624	7	.004	4	.007	4	.455	4
15082			min	-7348.09	4	-591.431	3	-10.847	4	-.004	3	-.013	3	-.461	3
15083		2	max	4103.434	3	588.74	4	61.632	7	.004	4	.006	4	.423	4
15084			min	-7348.963	4	-592.304	3	-10.405	4	-.004	3	-.011	3	-.429	3
15085		3	max	4104.307	3	589.613	4	62.639	7	.004	4	.006	4	.391	4
15086			min	-7349.836	4	-593.177	3	-9.963	4	-.004	3	-.008	3	-.397	3
15087		4	max	4105.18	3	590.486	4	63.647	7	.004	4	.005	4	.359	4
15088			min	-7350.709	4	-594.05	3	-9.522	4	-.004	3	-.005	3	-.365	3
15089		5	max	4106.053	3	591.359	4	64.655	7	.004	4	.005	4	.347	2
15090			min	-7351.582	4	-594.923	3	-9.08	4	-.004	3	-.003	3	-.349	1
15091		6	max	4106.926	3	592.232	4	65.663	7	.004	4	.007	8	.347	2
15092			min	-7352.455	4	-595.797	3	-8.638	4	-.004	3	0	3	-.349	1
15093		7	max	4107.799	3	593.105	4	66.671	7	.004	4	.009	8	.347	2
15094			min	-7353.328	4	-596.67	3	-8.197	4	-.004	3	.003	3	-.349	1
15095		8	max	4108.672	3	593.978	4	67.678	7	.004	4	.013	7	.347	2
15096			min	-7354.201	4	-597.543	3	-7.755	4	-.004	3	.003	4	-.349	1

Envelope Member Section Forces (Continued)

	Member	Sec		Axial[lb]	LC	y Shear[lb]	LC	z Shear[lb]	LC	Torque[k-...	LC	y-y Mome...	LC	z-z Mome...	LC
15097		9	max	4109.545	3	594.851	4	68.686	7	.004	4	.016	7	.347	2
15098			min	-7355.075	4	-598.416	3	-7.313	4	-.004	3	.003	4	-.349	1
15099		10	max	3687.449	3	591.917	4	35.566	7	.006	4	.004	1	.348	2
15100			min	-7331.8	4	-597.161	3	-2.139	1	-.006	3	-.007	3	-.349	1
15101		11	max	3688.322	3	592.79	4	36.574	7	.006	4	.003	1	.348	2
15102			min	-7332.673	4	-598.034	3	-1.697	1	-.006	3	-.006	3	-.349	1
15103		12	max	3689.195	3	593.663	4	37.581	7	.006	4	.003	1	.348	2
15104			min	-7333.546	4	-598.907	3	-1.255	1	-.006	3	-.005	3	-.349	1
15105		13	max	3690.068	3	594.536	4	38.589	7	.006	4	.003	4	.347	2
15106			min	-7334.419	4	-599.78	3	-.813	1	-.006	3	-.003	3	-.348	1
15107		14	max	3690.942	3	595.409	4	39.597	7	.006	4	.003	4	.347	2
15108			min	-7335.293	4	-600.653	3	-.372	1	-.006	3	-.002	3	-.348	1
15109		15	max	3691.815	3	596.282	4	40.605	7	.006	4	.004	8	.346	2
15110			min	-7336.166	4	-601.526	3	.07	1	-.006	3	0	3	-.347	1
15111		16	max	3692.688	3	597.155	4	41.613	7	.006	4	.006	8	.346	2
15112			min	-7337.039	4	-602.4	3	.512	1	-.006	3	.001	3	-.347	1
15113		17	max	3693.561	3	598.029	4	42.62	7	.006	4	.008	8	.345	2
15114			min	-7337.912	4	-603.273	3	.953	1	-.006	3	.003	3	-.346	1
15115		18	max	3694.434	3	598.902	4	43.628	7	.006	4	.01	6	.344	2
15116			min	-7338.785	4	-604.146	3	1.395	1	-.006	3	.003	1	-.346	1
15117		19	max	3695.307	3	599.775	4	44.636	7	.006	4	.013	6	.344	2
15118			min	-7339.658	4	-605.019	3	1.837	1	-.006	3	.003	1	-.345	1
15119		20	max	3696.18	3	600.648	4	45.644	7	.006	4	.015	6	.343	2
15120			min	-7340.531	4	-605.892	3	2.279	1	-.006	3	.004	1	-.344	1
15121	M395	1	max	3356.962	3	607.802	4	22.94	7	.007	4	.003	1	.344	2
15122			min	-7354.381	4	-610.417	3	-3.046	1	-.006	3	-.006	2	-.345	1
15123		2	max	3357.519	3	608.358	4	23.583	7	.007	4	.003	1	.343	2
15124			min	-7354.938	4	-610.973	3	-2.765	1	-.006	3	-.006	2	-.345	1
15125		3	max	3358.076	3	608.915	4	24.226	7	.007	4	.003	1	.343	2
15126			min	-7355.494	4	-611.53	3	-2.483	1	-.006	3	-.005	2	-.344	1
15127		4	max	3358.632	3	609.472	4	24.868	7	.007	4	.003	1	.342	2
15128			min	-7356.051	4	-612.087	3	-2.201	1	-.006	3	-.005	2	-.343	1
15129		5	max	3359.189	3	610.029	4	25.511	7	.007	4	.003	1	.341	2
15130			min	-7356.608	4	-612.644	3	-1.92	1	-.006	3	-.004	2	-.343	1
15131		6	max	3359.746	3	610.585	4	26.154	7	.007	4	.003	1	.34	2
15132			min	-7357.165	4	-613.201	3	-1.638	1	-.006	3	-.003	2	-.342	1
15133		7	max	3360.303	3	611.142	4	26.796	7	.007	4	.003	1	.34	2
15134			min	-7357.721	4	-613.757	3	-1.356	1	-.006	3	-.003	2	-.342	1
15135		8	max	3360.859	3	611.699	4	27.439	7	.007	4	.003	1	.339	2
15136			min	-7358.278	4	-614.314	3	-1.075	1	-.006	3	-.002	2	-.341	1
15137		9	max	3361.416	3	612.256	4	28.082	7	.007	4	.003	1	.338	2
15138			min	-7358.835	4	-614.871	3	-.793	1	-.006	3	-.001	2	-.34	1
15139		10	max	3361.973	3	612.813	4	28.725	7	.007	4	.003	8	.341	3
15140			min	-7359.392	4	-615.428	3	-.511	1	-.006	3	0	2	-.342	4
15141		11	max	3362.53	3	613.369	4	29.367	7	.007	4	.004	8	.363	3
15142			min	-7359.949	4	-615.984	3	-.23	1	-.006	3	0	2	-.363	4
15143		12	max	3363.087	3	613.926	4	30.01	7	.007	4	.005	8	.384	3
15144			min	-7360.505	4	-616.541	3	.052	1	-.006	3	0	2	-.385	4
15145		13	max	3363.643	3	614.483	4	30.653	7	.007	4	.006	8	.405	3
15146			min	-7361.062	4	-617.098	3	.334	1	-.006	3	.001	2	-.406	4
15147		14	max	3364.2	3	615.04	4	31.295	7	.007	4	.007	8	.427	3
15148			min	-7361.619	4	-617.655	3	.616	1	-.006	3	.002	2	-.427	4

Envelope Member Section Forces (Continued)

	Member	Sec		Axial[lb]	LC	y Shear[lb]	LC	z Shear[lb]	LC	Torque[k-...	LC	y-y Mome...	LC	z-z Mome...	LC
15149		15	max	3364.757	3	615.596	4	31.938	7	.007	4	.008	8	.448	3
15150			min	-7362.176	4	-618.212	3	.897	1	-.006	3	.003	10	-.448	4
15151		16	max	3365.314	3	616.153	4	32.581	7	.007	4	.009	6	.469	3
15152			min	-7362.733	4	-618.768	3	1.179	1	-.006	3	.003	1	-.469	4
15153		17	max	3365.871	3	616.71	4	33.223	7	.007	4	.01	6	.49	3
15154			min	-7363.289	4	-619.325	3	1.461	1	-.006	3	.003	1	-.491	4
15155		18	max	3366.427	3	617.267	4	33.866	7	.007	4	.011	6	.512	3
15156			min	-7363.846	4	-619.882	3	1.742	1	-.006	3	.003	1	-.512	4
15157		19	max	3366.984	3	617.824	4	34.509	7	.007	4	.012	6	.533	3
15158			min	-7364.403	4	-620.439	3	2.024	1	-.006	3	.003	1	-.533	4
15159		20	max	3367.541	3	618.38	4	35.151	7	.007	4	.013	6	.555	3
15160			min	-7364.96	4	-620.995	3	2.306	1	-.006	3	.003	1	-.555	4
15161	M396	1	max	3027.457	3	634.971	4	27.906	7	.005	4	.002	4	.555	3
15162			min	-7396.792	4	-628.629	3	-.921	4	-.005	3	-.008	7	-.555	4
15163		2	max	3028.067	3	635.581	4	28.611	7	.005	4	.002	1	.578	3
15164			min	-7397.402	4	-629.239	3	-.612	4	-.005	3	-.007	7	-.579	4
15165		3	max	3028.677	3	636.191	4	29.315	7	.005	4	.002	1	.602	3
15166			min	-7398.013	4	-629.85	3	-.303	4	-.005	3	-.005	7	-.603	4
15167		4	max	3029.287	3	636.802	4	30.02	7	.005	4	.002	1	.626	3
15168			min	-7398.623	4	-630.46	3	.005	4	-.005	3	-.005	3	-.627	4
15169		5	max	3029.898	3	637.412	4	30.724	7	.005	4	.002	1	.65	3
15170			min	-7399.233	4	-631.07	3	.314	4	-.005	3	-.004	3	-.651	4
15171		6	max	3030.508	3	638.022	4	31.429	7	.005	4	.002	1	.674	3
15172			min	-7399.843	4	-631.68	3	.623	4	-.005	3	-.003	3	-.675	4
15173		7	max	3031.118	3	638.632	4	32.133	7	.005	4	.002	1	.698	3
15174			min	-7400.454	4	-632.291	3	.931	4	-.005	3	-.002	3	-.699	4
15175		8	max	3031.728	3	639.243	4	32.837	7	.005	4	.002	1	.722	3
15176			min	-7401.064	4	-632.901	3	1.24	4	-.005	3	-.002	2	-.723	4
15177		9	max	3032.339	3	639.853	4	33.542	7	.005	4	.003	8	.746	3
15178			min	-7401.674	4	-633.511	3	1.549	4	-.005	3	0	2	-.747	4
15179		10	max	3032.949	3	640.463	4	34.246	7	.005	4	.004	8	.77	3
15180			min	-7402.284	4	-634.121	3	1.858	4	-.005	3	0	2	-.772	4
15181		11	max	3033.559	3	641.073	4	34.951	7	.005	4	.005	8	.794	3
15182			min	-7402.895	4	-634.732	3	2.166	4	-.005	3	0	2	-.796	4
15183		12	max	3034.169	3	641.684	4	35.655	7	.005	4	.006	5	.818	3
15184			min	-7403.505	4	-635.342	3	2.475	4	-.005	3	.001	2	-.82	4
15185		13	max	3034.78	3	642.294	4	36.359	7	.005	4	.007	5	.842	3
15186			min	-7404.115	4	-635.952	3	2.784	4	-.005	3	.002	2	-.844	4
15187		14	max	3035.39	3	642.904	4	37.064	7	.005	4	.008	7	.866	3
15188			min	-7404.725	4	-636.562	3	3.093	4	-.005	3	.003	10	-.869	4
15189		15	max	3036	3	643.514	4	37.768	7	.005	4	.01	7	.89	3
15190			min	-7405.336	4	-637.173	3	3.401	4	-.005	3	.003	4	-.893	4
15191		16	max	3036.611	3	644.125	4	38.473	7	.005	4	.011	7	.914	3
15192			min	-7405.946	4	-637.783	3	3.71	4	-.005	3	.003	4	-.917	4
15193		17	max	3037.221	3	644.735	4	39.177	7	.005	4	.013	7	.938	3
15194			min	-7406.556	4	-638.393	3	4.019	4	-.005	3	.003	4	-.942	4
15195		18	max	3037.831	3	645.345	4	39.881	7	.005	4	.014	7	.962	3
15196			min	-7407.166	4	-639.003	3	4.328	4	-.005	3	.003	4	-.966	4
15197		19	max	3038.441	3	645.955	4	40.586	7	.005	4	.016	7	.986	3
15198			min	-7407.777	4	-639.614	3	4.636	4	-.005	3	.004	4	-.99	4
15199		20	max	3039.052	3	646.566	4	41.29	7	.005	4	.017	7	1.01	3
15200			min	-7408.387	4	-640.224	3	4.945	4	-.005	3	.004	4	-1.015	4

Envelope Member Section Forces (Continued)

	Member	Sec		Axial[lb]	LC	y Shear[lb]	LC	z Shear[lb]	LC	Torque[k-...	LC	y-y Mome...	LC	z-z Mome...	LC
15201	M397	1	max	2.725	1	2.978	1	-.549	3	0	11	0	8	0	1
15202			min	-3.131	2	-2.978	2	-3.079	5	0	1	0	2	0	2
15203		2	max	2.035	1	2.223	1	-.41	3	0	11	0	8	0	1
15204			min	-2.337	2	-2.223	2	-2.299	5	0	1	0	2	0	2
15205		3	max	1.344	1	1.469	1	-.271	3	0	11	0	3	0	4
15206			min	-1.544	2	-1.469	2	-1.519	5	0	1	0	5	0	3
15207		4	max	.654	1	.714	1	-.132	3	0	11	0	3	0	4
15208			min	-.75	2	-.714	2	-.738	5	0	1	0	5	0	3
15209		5	max	.043	3	.041	4	.042	8	0	11	0	3	0	4
15210			min	-.037	4	-.041	3	.008	2	0	1	0	5	0	3
15211		6	max	.836	3	.796	4	.823	8	0	11	0	3	0	4
15212			min	-.727	4	-.796	3	.147	2	0	1	0	5	0	3
15213		7	max	1.63	3	1.55	4	1.603	8	0	11	0	3	0	4
15214			min	-1.418	4	-1.55	3	.286	2	0	1	0	5	0	3
15215		8	max	2.423	3	2.305	4	2.383	8	0	11	0	8	0	1
15216			min	-2.108	4	-2.305	3	.425	2	0	1	0	2	0	2
15217		9	max	3.763	1	4.11	1	-.757	3	0	11	0	8	0	1
15218			min	-4.321	2	-4.11	2	-4.25	5	0	1	0	2	0	2
15219		10	max	3.072	1	3.355	1	-.618	3	0	11	0	8	0	1
15220			min	-3.528	2	-3.355	2	-3.469	5	0	1	0	2	0	2
15221		11	max	2.382	1	2.601	1	-.479	3	0	11	0	8	0	1
15222			min	-2.734	2	-2.601	2	-2.689	5	0	1	0	2	0	2
15223		12	max	1.691	1	1.846	1	-.34	3	0	11	0	3	0	4
15224			min	-1.941	2	-1.846	2	-1.909	5	0	1	0	5	0	3
15225		13	max	1.001	1	1.091	1	-.201	3	0	11	0	3	0	4
15226			min	-1.147	2	-1.091	2	-1.128	5	0	1	0	5	0	3
15227		14	max	.31	1	.337	1	-.062	3	0	11	0	3	0	4
15228			min	-.354	2	-.337	2	-.348	5	0	1	0	5	0	3
15229		15	max	.44	3	.418	4	.432	8	0	11	0	3	0	4
15230			min	-.38	4	-.418	3	.077	2	0	1	0	5	0	3
15231		16	max	1.233	3	1.173	4	1.213	8	0	11	0	3	0	4
15232			min	-1.071	4	-1.173	3	.216	2	0	1	0	5	0	1
15233		17	max	2.027	3	1.928	4	1.993	8	0	11	0	3	0	4
15234			min	-1.761	4	-1.928	3	.355	2	0	1	0	5	0	1
15235		18	max	2.82	3	2.682	4	2.773	8	0	11	0	8	0	3
15236			min	-2.452	4	-2.682	3	.494	2	0	1	0	2	0	2
15237		19	max	3.614	3	3.437	4	3.554	8	0	11	0	8	0	3
15238			min	-3.143	4	-3.437	3	.633	2	0	1	0	2	0	2
15239		20	max	4.407	3	4.192	4	4.334	8	0	11	0	8	0	3
15240			min	-3.833	4	-4.192	3	.772	2	0	1	0	2	0	2
15241	M398	1	max	7873.445	5	133.427	1	171.44	5	.001	3	-.002	2	.026	1
15242			min	473.284	2	-132.895	2	13.462	2	-.001	4	-.024	5	-.032	2
15243		2	max	7873.371	5	132.559	1	172.338	5	.001	3	-.001	2	.019	1
15244			min	474.197	2	-132.027	2	13.622	2	-.001	4	-.015	5	-.029	9
15245		3	max	7873.297	5	131.69	1	173.236	5	.001	3	0	2	.012	4
15246			min	475.11	2	-131.159	2	13.782	2	-.001	4	-.006	8	-.029	9
15247		4	max	7873.222	5	130.822	1	174.134	5	.001	3	.004	5	.009	4
15248			min	476.023	2	-130.29	2	13.942	2	-.001	4	0	2	-.029	9
15249		5	max	7873.148	5	129.953	1	175.032	5	.001	3	.013	5	.005	4
15250			min	476.936	2	-129.422	2	14.102	2	-.001	4	0	2	-.029	9
15251		6	max	7873.074	5	129.085	1	175.93	5	.001	3	.022	5	.003	2
15252			min	477.85	2	-128.553	2	14.262	2	-.001	4	.001	2	-.029	9

Envelope Member Section Forces (Continued)

	Member	Sec		Axial[lb]	LC	y Shear[lb]	LC	z Shear[lb]	LC	Torque[k-...	LC	y-y Mome...	LC	z-z Mome...	LC
15253		7	max	9152.786	5	131.112	1	97.175	5	.001	3	0	2	.01	2
15254			min	556.924	2	-130.546	2	3.17	2	0	4	-.01	8	-.03	9
15255		8	max	9152.712	5	130.244	1	98.073	5	.001	3	0	2	.017	2
15256			min	557.837	2	-129.678	2	3.331	2	0	4	-.005	8	-.03	9
15257		9	max	9152.638	5	129.375	1	98.971	5	.001	3	0	1	.023	2
15258			min	558.75	2	-128.809	2	3.491	2	0	4	0	2	-.03	9
15259		10	max	9152.563	5	128.507	1	99.869	5	.001	3	.006	5	.03	2
15260			min	559.663	2	-127.941	2	3.651	2	0	4	0	2	-.036	1
15261		11	max	9152.489	5	127.638	1	100.767	5	.001	3	.011	5	.037	2
15262			min	560.576	2	-127.072	2	3.811	2	0	4	0	2	-.043	1
15263		12	max	9152.415	5	126.77	1	101.665	5	.001	3	.016	5	.044	2
15264			min	561.489	2	-126.204	2	3.971	2	0	4	0	2	-.05	1
15265		13	max	10160.247	5	127.983	1	53.826	8	0	9	-.001	2	.051	2
15266			min	603.137	2	-128.013	2	6.229	2	0	3	-.007	8	-.057	1
15267		14	max	10160.172	5	127.115	1	54.724	8	0	9	-.001	2	.057	2
15268			min	604.05	2	-127.144	2	6.389	2	0	3	-.005	8	-.064	1
15269		15	max	10160.098	5	126.246	1	55.622	8	0	9	0	1	.064	2
15270			min	604.963	2	-126.276	2	6.549	2	0	3	-.002	6	-.07	1
15271		16	max	10160.024	5	125.378	1	56.52	8	0	9	.001	5	.071	2
15272			min	605.876	2	-125.407	2	6.709	2	0	3	0	2	-.077	1
15273		17	max	10159.95	5	124.509	1	57.419	8	0	9	.004	5	.077	2
15274			min	606.789	2	-124.539	2	6.869	2	0	3	0	2	-.084	1
15275		18	max	10159.875	5	123.641	1	58.317	8	0	9	.007	8	.084	2
15276			min	607.702	2	-123.67	2	7.029	2	0	3	0	2	-.09	1
15277		19	max	10159.801	5	122.772	1	59.215	8	0	9	.011	8	.09	2
15278			min	608.615	2	-122.802	2	7.189	2	0	3	0	2	-.097	1
15279		20	max	10159.727	5	121.904	1	60.113	8	0	9	.014	8	.097	2
15280			min	609.529	2	-121.933	2	7.35	2	0	3	.001	2	-.103	1
15281	M399	1	max	10700.652	5	119.298	1	27.407	6	.002	4	.004	1	.097	2
15282			min	903.309	2	-120.514	2	-7.647	1	-.002	3	-.006	2	-.104	1
15283		2	max	10700.575	5	118.395	1	28.25	6	.002	4	.003	1	.104	2
15284			min	904.259	2	-119.612	2	-7.15	1	-.002	3	-.005	2	-.11	1
15285		3	max	10700.498	5	117.492	1	29.094	6	.002	4	.003	1	.11	2
15286			min	905.208	2	-118.709	2	-6.654	1	-.002	3	-.004	2	-.117	1
15287		4	max	10700.421	5	116.589	1	29.937	6	.002	4	.002	1	.117	2
15288			min	906.157	2	-117.806	2	-6.158	1	-.002	3	-.002	2	-.123	1
15289		5	max	10700.344	5	115.686	1	30.781	6	.002	4	.002	1	.123	2
15290			min	907.106	2	-116.903	2	-5.662	1	-.002	3	-.001	2	-.129	1
15291		6	max	10700.267	5	114.784	1	31.624	6	.002	4	.003	8	.13	2
15292			min	908.055	2	-116.001	2	-5.166	1	-.002	3	0	2	-.136	1
15293		7	max	10700.19	5	113.881	1	32.468	6	.002	4	.004	6	.136	2
15294			min	909.004	2	-115.828	3	-4.669	1	-.002	3	.002	1	-.142	1
15295		8	max	10700.112	5	114.136	4	33.311	6	.002	4	.006	6	.143	2
15296			min	909.953	2	-116.731	3	-4.173	1	-.002	3	.001	1	-.148	1
15297		9	max	10700.035	5	115.039	4	34.154	6	.002	4	.008	6	.149	2
15298			min	910.902	2	-117.633	3	-3.677	1	-.002	3	.001	1	-.155	1
15299		10	max	11070.305	5	124.91	4	19.253	6	.003	4	.002	1	.155	2
15300			min	1286.828	2	-128.637	3	-2.717	1	-.003	3	-.004	7	-.16	1
15301		11	max	11070.228	5	125.813	4	20.097	6	.003	4	.002	1	.16	2
15302			min	1287.777	2	-129.54	3	-2.221	1	-.003	3	-.004	2	-.166	1
15303		12	max	11070.151	5	126.716	4	20.94	6	.003	4	.002	1	.166	2
15304			min	1288.726	2	-130.443	3	-1.725	1	-.003	3	-.003	2	-.172	1

Envelope Member Section Forces (Continued)

	Member	Sec		Axial[lb]	LC	y Shear[lb]	LC	z Shear[lb]	LC	Torque[k-...	LC	y-y Mome...	LC	z-z Mome...	LC
15305		13	max	11070.074	5	127.618	4	21.784	6	.003	4	.001	1	.172	2
15306			min	1289.675	2	-131.345	3	-1.228	1	-.003	3	-.002	2	-.177	1
15307		14	max	11069.997	5	128.521	4	22.627	6	.003	4	.001	1	.178	2
15308			min	1290.624	2	-132.248	3	-.732	1	-.003	3	-.001	2	-.183	1
15309		15	max	11069.919	5	129.424	4	23.47	6	.003	4	.002	8	.183	2
15310			min	1291.574	2	-133.151	3	-.236	1	-.003	3	0	2	-.188	1
15311		16	max	11069.842	5	130.327	4	24.314	6	.003	4	.003	8	.189	2
15312			min	1292.523	2	-134.054	3	.26	1	-.003	3	0	3	-.194	1
15313		17	max	11069.765	5	131.229	4	25.157	6	.003	4	.004	6	.195	2
15314			min	1293.472	2	-134.956	3	.756	1	-.003	3	.001	1	-.199	1
15315		18	max	11069.688	5	132.132	4	26.001	6	.003	4	.005	6	.2	2
15316			min	1294.421	2	-135.859	3	1.253	1	-.003	3	.001	1	-.205	1
15317		19	max	11069.611	5	133.035	4	26.844	6	.003	4	.007	6	.206	2
15318			min	1295.37	2	-136.762	3	1.749	1	-.003	3	.002	1	-.21	1
15319		20	max	11069.534	5	133.938	4	27.688	6	.003	4	.008	6	.211	2
15320			min	1296.319	2	-137.665	3	2.245	1	-.003	3	.002	1	-.215	1
15321	M400	1	max	11432.513	5	136.564	4	10.731	7	.003	4	.002	1	.21	2
15322			min	1602.971	2	-142.037	3	-2.957	1	-.003	3	-.003	7	-.215	1
15323		2	max	11432.464	5	137.14	4	11.269	7	.003	4	.001	1	.214	2
15324			min	1603.576	2	-142.613	3	-2.641	1	-.003	3	-.003	2	-.218	1
15325		3	max	11432.414	5	137.716	4	11.807	7	.003	4	.001	1	.217	2
15326			min	1604.181	2	-143.188	3	-2.324	1	-.003	3	-.003	2	-.221	1
15327		4	max	11432.365	5	138.292	4	12.345	7	.003	4	.001	1	.22	2
15328			min	1604.786	2	-143.764	3	-2.008	1	-.003	3	-.002	2	-.224	1
15329		5	max	11432.316	5	138.867	4	12.882	7	.003	4	.001	1	.223	2
15330			min	1605.391	2	-144.34	3	-1.692	1	-.003	3	-.002	2	-.227	1
15331		6	max	11432.267	5	139.443	4	13.42	7	.003	4	.001	1	.226	2
15332			min	1605.997	2	-144.915	3	-1.375	1	-.003	3	-.002	2	-.23	1
15333		7	max	11432.218	5	140.019	4	13.958	7	.003	4	.001	1	.229	2
15334			min	1606.602	2	-145.491	3	-1.059	1	-.003	3	-.001	2	-.233	1
15335		8	max	11432.168	5	140.594	4	14.496	7	.003	4	.001	1	.232	2
15336			min	1607.207	2	-146.067	3	-.742	1	-.003	3	-.001	2	-.235	1
15337		9	max	11432.119	5	141.17	4	15.034	7	.003	4	.001	1	.236	2
15338			min	1607.812	2	-146.642	3	-.426	1	-.003	3	0	2	-.238	1
15339		10	max	11432.07	5	141.746	4	15.572	7	.003	4	.001	8	.239	2
15340			min	1608.418	2	-147.218	3	-.11	1	-.003	3	0	3	-.241	1
15341		11	max	11432.021	5	142.321	4	16.11	7	.003	4	.002	8	.242	2
15342			min	1609.023	2	-147.794	3	.207	1	-.003	3	0	3	-.244	1
15343		12	max	11431.972	5	142.897	4	16.647	7	.003	4	.002	8	.245	2
15344			min	1609.628	2	-148.369	3	.523	1	-.003	3	0	3	-.247	1
15345		13	max	11431.922	5	143.473	4	17.185	7	.003	4	.003	8	.248	3
15346			min	1610.233	2	-148.945	3	.84	1	-.003	3	0	3	-.25	1
15347		14	max	11431.873	5	144.048	4	17.723	7	.003	4	.003	6	.253	3
15348			min	1610.839	2	-149.521	3	1.156	1	-.003	3	.001	10	-.253	4
15349		15	max	11431.824	5	144.624	4	18.261	7	.003	4	.004	6	.258	3
15350			min	1611.444	2	-150.096	3	1.473	1	-.003	3	.001	1	-.258	4
15351		16	max	11431.775	5	145.2	4	18.799	7	.003	4	.004	6	.263	3
15352			min	1612.049	2	-150.672	3	1.789	1	-.003	3	.001	1	-.264	4
15353		17	max	11431.726	5	145.775	4	19.337	7	.003	4	.005	6	.269	3
15354			min	1612.654	2	-151.248	3	2.105	1	-.003	3	.001	1	-.269	4
15355		18	max	11431.676	5	146.351	4	19.874	7	.003	4	.006	6	.274	3
15356			min	1613.26	2	-151.823	3	2.422	1	-.003	3	.001	1	-.274	4

Envelope Member Section Forces (Continued)

	Member	Sec		Axial[lb]	LC	y Shear[lb]	LC	z Shear[lb]	LC	Torque[k-...	LC	y-y Mome...	LC	z-z Mome...	LC
15357		19	max	11431.627	5	146.927	4	20.412	7	.003	4	.006	6	.279	3
15358			min	1613.865	2	-152.399	3	2.738	1	-.003	3	.001	1	-.279	4
15359		20	max	11431.578	5	147.502	4	20.95	7	.003	4	.007	6	.285	3
15360			min	1614.47	2	-152.975	3	3.055	1	-.003	3	.002	1	-.284	4
15361	M401	1	max	11710.997	5	147.393	4	5.59	3	.002	4	.002	1	.285	3
15362			min	1855.823	2	-155.676	3	-4.031	4	-.002	3	-.002	3	-.285	4
15363		2	max	11710.942	5	148.034	4	5.708	3	.002	4	.002	1	.292	3
15364			min	1856.497	2	-156.317	3	-3.679	4	-.002	3	-.002	3	-.291	4
15365		3	max	11710.888	5	148.675	4	5.827	3	.002	4	.001	1	.298	3
15366			min	1857.171	2	-156.959	3	-3.327	4	-.002	3	-.002	3	-.296	4
15367		4	max	11710.833	5	149.316	4	5.945	3	.002	4	.001	1	.304	3
15368			min	1857.845	2	-157.6	3	-2.974	4	-.002	3	-.002	3	-.302	4
15369		5	max	11710.778	5	149.957	4	6.198	7	.002	4	.001	1	.31	3
15370			min	1858.519	2	-158.241	3	-2.622	4	-.002	3	-.001	3	-.308	4
15371		6	max	11710.723	5	150.598	4	6.797	7	.002	4	.001	1	.316	3
15372			min	1859.193	2	-158.882	3	-2.27	4	-.002	3	-.001	3	-.314	4
15373		7	max	11710.668	5	151.239	4	7.396	7	.002	4	0	1	.322	3
15374			min	1859.867	2	-159.523	3	-1.917	4	-.002	3	0	2	-.32	4
15375		8	max	11710.614	5	151.88	4	7.995	7	.002	4	0	1	.329	3
15376			min	1860.541	2	-160.164	3	-1.565	4	-.002	3	0	2	-.326	4
15377		9	max	11710.559	5	152.521	4	8.594	7	.002	4	0	1	.335	3
15378			min	1861.215	2	-160.805	3	-1.213	4	-.002	3	0	2	-.332	4
15379		10	max	11710.504	5	153.162	4	9.193	7	.002	4	0	8	.341	3
15380			min	1861.889	2	-161.446	3	-.86	4	-.002	3	0	2	-.338	4
15381		11	max	11710.449	5	153.803	4	9.791	7	.002	4	.001	8	.347	3
15382			min	1862.562	2	-162.087	3	-.508	4	-.002	3	0	2	-.344	4
15383		12	max	11710.395	5	154.444	4	10.39	7	.002	4	.002	8	.354	3
15384			min	1863.236	2	-162.728	3	-.156	4	-.002	3	0	2	-.35	4
15385		13	max	11710.34	5	155.085	4	10.989	7	.002	4	.002	5	.36	3
15386			min	1863.91	2	-163.369	3	.197	4	-.002	3	0	2	-.356	4
15387		14	max	11710.285	5	155.726	4	11.588	7	.002	4	.002	7	.367	3
15388			min	1864.584	2	-164.01	3	.549	4	-.002	3	0	4	-.362	4
15389		15	max	11710.23	5	156.367	4	12.187	7	.002	4	.003	7	.373	3
15390			min	1865.258	2	-164.651	3	.901	4	-.002	3	0	4	-.368	4
15391		16	max	11710.175	5	157.008	4	12.786	7	.002	4	.003	7	.379	3
15392			min	1865.932	2	-165.292	3	1.254	4	-.002	3	0	4	-.374	4
15393		17	max	11710.121	5	157.649	4	13.385	7	.002	4	.004	7	.386	3
15394			min	1866.606	2	-165.933	3	1.606	4	-.002	3	0	4	-.38	4
15395		18	max	11710.066	5	158.29	4	13.984	7	.002	4	.004	7	.392	3
15396			min	1867.28	2	-166.574	3	1.958	4	-.002	3	0	4	-.386	4
15397		19	max	11710.011	5	158.931	4	14.583	7	.002	4	.005	7	.399	3
15398			min	1867.954	2	-167.215	3	2.311	4	-.002	3	.001	4	-.392	4
15399		20	max	11709.956	5	159.572	4	15.181	7	.002	4	.005	7	.405	3
15400			min	1868.628	2	-167.856	3	2.663	4	-.002	3	.001	4	-.399	4
15401	M402	1	max	.661	1	1.426	8	.719	3	0	11	0	4	0	8
15402			min	-.754	2	.139	3	-.719	4	0	1	0	1	0	2
15403		2	max	.488	1	1.053	8	.53	3	0	11	0	4	0	8
15404			min	-.557	2	.103	3	-.53	4	0	1	0	1	0	2
15405		3	max	.315	1	.679	8	.342	3	0	11	0	3	0	3
15406			min	-.359	2	.066	3	-.342	4	0	1	0	2	0	5
15407		4	max	.142	1	.306	8	.154	3	0	11	0	3	0	3
15408			min	-.162	2	.03	3	-.154	4	0	1	0	2	0	5

Envelope Member Section Forces (Continued)

	Member	Sec		Axial[lb]	LC	y Shear[lb]	LC	z Shear[lb]	LC	Torque[k-...	LC	y-y Mome...	LC	z-z Mome...	LC
15409		5	max	.036	3	-.007	2	.034	2	0	11	0	3	0	3
15410			min	-.031	4	-.067	5	-.034	1	0	1	0	2	0	5
15411		6	max	.233	3	-.043	2	.222	2	0	11	0	3	0	3
15412			min	-.204	4	-.441	5	-.222	1	0	1	0	2	0	5
15413		7	max	.431	3	-.079	2	.41	2	0	11	0	3	0	3
15414			min	-.377	4	-.814	5	-.41	1	0	1	0	2	0	5
15415		8	max	.628	3	-.116	2	.598	2	0	11	0	4	0	8
15416			min	-.55	4	-1.188	5	-.598	1	0	1	0	1	0	2
15417		9	max	.921	1	1.986	8	1.001	1	0	11	0	4	0	8
15418			min	-1.051	2	.194	3	-1.001	2	0	1	0	1	0	2
15419		10	max	.748	1	1.613	8	.813	1	0	11	0	4	0	8
15420			min	-.853	2	.157	3	-.813	2	0	1	0	1	0	2
15421		11	max	.575	1	1.24	8	.624	1	0	11	0	4	0	8
15422			min	-.656	2	.121	3	-.624	2	0	1	0	1	0	2
15423		12	max	.402	1	.866	8	.436	1	0	11	0	3	0	3
15424			min	-.458	2	.085	3	-.436	2	0	1	0	2	0	5
15425		13	max	.229	1	.493	8	.248	1	0	11	0	3	0	3
15426			min	-.261	2	.048	3	-.248	2	0	1	0	2	0	5
15427		14	max	.056	1	.119	8	.06	1	0	11	0	3	0	3
15428			min	-.063	2	.012	3	-.06	2	0	1	0	2	0	5
15429		15	max	.134	3	-.025	2	.128	4	0	11	0	3	0	3
15430			min	-.117	4	-.254	5	-.128	3	0	1	0	2	0	5
15431		16	max	.332	3	-.061	2	.316	4	0	11	0	3	0	3
15432			min	-.29	4	-.627	5	-.316	3	0	1	0	2	0	5
15433		17	max	.529	3	-.098	2	.504	4	0	11	0	3	0	3
15434			min	-.463	4	-1.001	5	-.504	3	0	1	0	2	0	5
15435		18	max	.727	3	-.134	2	.692	4	0	11	0	4	0	8
15436			min	-.636	4	-1.374	5	-.692	3	0	1	0	1	0	2
15437		19	max	.924	3	-.171	2	.88	4	0	11	0	4	0	8
15438			min	-.809	4	-1.748	5	-.88	3	0	1	0	1	0	2
15439		20	max	1.122	3	-.207	2	1.069	4	0	11	0	4	0	8
15440			min	-.982	4	-2.121	5	-1.069	3	0	1	0	1	0	2
15441	M403	1	max	2154.227	5	-19.504	2	2.2	3	0	3	0	4	-.003	2
15442			min	185.515	2	-244.547	5	-1.974	4	0	4	0	3	-.034	5
15443		2	max	2154.186	5	-19.544	2	1.982	3	0	3	0	2	-.002	2
15444			min	185.743	2	-244.978	5	-1.757	4	0	4	0	1	-.021	5
15445		3	max	2154.145	5	-19.584	2	1.765	3	0	3	0	2	-.001	2
15446			min	185.972	2	-245.409	5	-1.54	4	0	4	0	1	-.008	8
15447		4	max	2154.103	5	-19.624	2	1.548	3	0	3	0	3	.005	5
15448			min	186.2	2	-245.84	5	-1.323	4	0	4	0	4	0	2
15449		5	max	2154.062	5	-19.664	2	1.331	3	0	3	0	3	.018	5
15450			min	186.428	2	-246.271	5	-1.106	4	0	4	0	4	0	2
15451		6	max	2154.021	5	-19.704	2	1.114	3	0	3	0	3	.031	5
15452			min	186.657	2	-246.701	5	-.888	4	0	4	0	4	.002	2
15453		7	max	1960.917	5	-5.299	2	1.604	1	0	3	0	2	-.001	2
15454			min	193.223	2	-150.641	5	-1.501	2	0	4	0	1	-.015	8
15455		8	max	1960.875	5	-5.339	2	1.387	1	0	3	0	4	0	2
15456			min	193.451	2	-151.072	5	-1.284	2	0	4	0	3	-.007	8
15457		9	max	1960.834	5	-5.379	2	1.169	1	0	3	0	1	.001	1
15458			min	193.679	2	-151.503	5	-1.067	2	0	4	0	2	0	2
15459		10	max	1960.792	5	-5.419	2	.952	1	0	3	0	1	.009	5
15460			min	193.908	2	-151.933	5	-.85	2	0	4	0	2	0	2

Envelope Member Section Forces (Continued)

	Member	Sec		Axial[lb]	LC	y Shear[lb]	LC	z Shear[lb]	LC	Torque[k-...	LC	y-y Mome...	LC	z-z Mome...	LC
15461		11	max	1960.751	5	-5.459	2	.735	1	0	3	0	1	.017	5
15462			min	194.136	2	-152.364	5	-.633	2	0	4	0	2	0	2
15463		12	max	1960.71	5	-5.499	2	.612	9	0	3	0	1	.025	5
15464			min	194.364	2	-152.795	5	-.416	2	0	4	0	2	0	2
15465		13	max	2139.713	5	-10.583	2	1.665	1	0	9	0	2	-.002	2
15466			min	200.024	2	-88.702	8	-1.616	2	0	3	0	1	-.012	8
15467		14	max	2139.672	5	-10.623	2	1.448	1	0	9	0	1	-.002	2
15468			min	200.252	2	-89.133	8	-1.399	2	0	3	0	2	-.007	8
15469		15	max	2139.63	5	-10.663	2	1.23	1	0	9	0	1	0	1
15470			min	200.481	2	-89.564	8	-1.182	2	0	3	0	2	-.002	6
15471		16	max	2139.589	5	-10.703	2	1.013	1	0	9	0	1	.003	5
15472			min	200.709	2	-89.994	8	-.965	2	0	3	0	2	0	2
15473		17	max	2139.548	5	-10.743	2	1.029	4	0	9	0	1	.007	5
15474			min	200.937	2	-90.425	8	-.974	3	0	3	0	2	0	2
15475		18	max	2139.506	5	-10.783	2	1.246	4	0	9	0	1	.012	8
15476			min	201.166	2	-90.856	8	-1.191	3	0	3	0	2	0	2
15477		19	max	2139.465	5	-10.823	2	1.463	4	0	9	0	1	.017	8
15478			min	201.394	2	-91.287	8	-1.409	3	0	3	0	2	.001	2
15479		20	max	2139.424	5	-10.863	2	1.68	4	0	9	0	4	.022	8
15480			min	201.622	2	-91.718	8	-1.626	3	0	3	0	3	.002	2
15481	M404	1	max	2212.419	5	9.526	1	1.483	1	0	4	0	3	.006	1
15482			min	335.264	2	-49.043	6	-1.459	2	0	3	0	4	-.011	2
15483		2	max	2212.376	5	9.402	1	1.258	1	0	4	0	1	.005	1
15484			min	335.502	2	-49.446	6	-1.233	2	0	3	0	2	-.008	2
15485		3	max	2212.333	5	9.278	1	1.231	4	0	4	0	1	.005	1
15486			min	335.739	2	-49.848	6	-1.215	3	0	3	0	2	-.006	2
15487		4	max	2212.29	5	9.154	1	1.457	4	0	4	0	1	.004	1
15488			min	335.976	2	-50.25	6	-1.441	3	0	3	0	2	-.004	2
15489		5	max	2212.247	5	9.03	1	1.682	4	0	4	0	1	.004	1
15490			min	336.213	2	-50.653	6	-1.666	3	0	3	0	2	-.002	2
15491		6	max	2212.204	5	8.906	1	1.908	4	0	4	0	1	.006	8
15492			min	336.451	2	-51.055	6	-1.892	3	0	3	0	2	0	2
15493		7	max	2212.161	5	8.782	1	2.134	4	0	4	0	1	.008	6
15494			min	336.688	2	-51.458	6	-2.118	3	0	3	0	2	.003	10
15495		8	max	2212.118	5	8.658	1	2.359	4	0	4	0	4	.01	6
15496			min	336.925	2	-51.86	6	-2.343	3	0	3	0	3	.002	1
15497		9	max	2212.075	5	8.534	1	2.585	4	0	4	0	4	.013	6
15498			min	337.163	2	-52.263	6	-2.569	3	0	3	0	3	.002	1
15499		10	max	2402.991	5	1.133	1	1.204	1	0	4	0	1	.003	1
15500			min	370.609	2	-37.035	6	-1.186	2	0	3	0	2	-.008	7
15501		11	max	2402.948	5	1.009	1	.978	1	0	4	0	1	.003	1
15502			min	370.847	2	-37.438	6	-.96	2	0	3	0	2	-.006	2
15503		12	max	2402.905	5	.885	1	1.054	4	0	4	0	1	.003	1
15504			min	371.084	2	-37.84	6	-1.05	3	0	3	0	2	-.005	2
15505		13	max	2402.862	5	.761	1	1.28	4	0	4	0	1	.003	1
15506			min	371.321	2	-38.243	6	-1.275	3	0	3	0	2	-.003	2
15507		14	max	2402.819	5	.637	1	1.506	4	0	4	0	1	.003	1
15508			min	371.559	2	-38.645	6	-1.501	3	0	3	0	2	-.002	2
15509		15	max	2402.776	5	.513	1	1.731	4	0	4	0	1	.004	8
15510			min	371.796	2	-39.047	6	-1.727	3	0	3	0	2	0	2
15511		16	max	2402.733	5	.389	1	1.957	4	0	4	0	1	.005	8
15512			min	372.033	2	-39.45	6	-1.952	3	0	3	0	2	.001	3

Envelope Member Section Forces (Continued)

	Member	Sec		Axial[lb]	LC	y Shear[lb]	LC	z Shear[lb]	LC	Torque[k-...	LC	y-y Mome...	LC	z-z Mome...	LC
15513		17	max	2402.69	5	.265	1	2.183	4	0	4	0	4	.007	6
15514			min	372.27	2	-39.852	6	-2.178	3	0	3	0	3	.002	10
15515		18	max	2402.647	5	.141	1	2.409	4	0	4	0	4	.009	6
15516			min	372.508	2	-40.255	6	-2.404	3	0	3	0	3	.003	1
15517		19	max	2402.604	5	.017	1	2.634	4	0	4	0	4	.012	6
15518			min	372.745	2	-40.657	6	-2.629	3	0	3	0	3	.003	1
15519		20	max	2402.561	5	-.107	1	2.86	4	0	4	0	4	.014	6
15520			min	372.982	2	-41.06	6	-2.855	3	0	3	0	3	.003	1
15521	M405	1	max	2544.246	5	.668	1	1.347	1	0	4	0	1	.002	1
15522			min	423.263	2	-24.414	7	-1.344	2	0	3	0	2	-.006	7
15523		2	max	2544.219	5	.588	1	1.203	1	0	4	0	1	.002	1
15524			min	423.414	2	-24.671	7	-1.2	2	0	3	0	2	-.006	7
15525		3	max	2544.192	5	.509	1	1.059	1	0	4	0	1	.002	1
15526			min	423.566	2	-24.927	7	-1.056	2	0	3	0	2	-.005	2
15527		4	max	2544.164	5	.43	1	.915	1	0	4	0	1	.002	1
15528			min	423.717	2	-25.184	7	-.912	2	0	3	0	2	-.004	2
15529		5	max	2544.137	5	.351	1	.771	1	0	4	0	1	.002	1
15530			min	423.868	2	-25.441	7	-.768	2	0	3	0	2	-.004	2
15531		6	max	2544.109	5	.272	1	.627	1	0	4	0	1	.002	1
15532			min	424.02	2	-25.697	7	-.624	2	0	3	0	2	-.003	2
15533		7	max	2544.082	5	.193	1	.691	4	0	4	0	1	.002	1
15534			min	424.171	2	-25.954	7	-.697	3	0	3	0	2	-.002	2
15535		8	max	2544.054	5	.114	1	.835	4	0	4	0	1	.002	1
15536			min	424.322	2	-26.211	7	-.841	3	0	3	0	2	-.002	2
15537		9	max	2544.027	5	.035	1	.979	4	0	4	0	1	.002	1
15538			min	424.474	2	-26.467	7	-.984	3	0	3	0	2	-.001	2
15539		10	max	2544	5	-.044	1	1.123	4	0	4	0	1	.002	8
15540			min	424.625	2	-26.724	7	-1.128	3	0	3	0	2	0	3
15541		11	max	2543.972	5	-.123	1	1.267	4	0	4	0	1	.003	8
15542			min	424.776	2	-26.981	7	-1.272	3	0	3	0	2	0	3
15543		12	max	2543.945	5	-.203	1	1.411	4	0	4	0	1	.004	8
15544			min	424.928	2	-27.237	7	-1.416	3	0	3	0	2	0	3
15545		13	max	2543.917	5	-.282	1	1.555	4	0	4	0	1	.005	8
15546			min	425.079	2	-27.494	7	-1.56	3	0	3	0	2	.001	3
15547		14	max	2543.89	5	-.361	1	1.699	4	0	4	0	4	.005	8
15548			min	425.23	2	-27.75	7	-1.704	3	0	3	0	3	.002	3
15549		15	max	2543.862	5	-.44	1	1.843	4	0	4	0	4	.006	6
15550			min	425.381	2	-28.007	7	-1.848	3	0	3	0	3	.002	1
15551		16	max	2543.835	5	-.519	1	1.987	4	0	4	0	4	.007	6
15552			min	425.533	2	-28.264	7	-1.992	3	0	3	0	3	.002	1
15553		17	max	2543.808	5	-.598	1	2.131	4	0	4	0	4	.008	6
15554			min	425.684	2	-28.52	7	-2.136	3	0	3	0	3	.002	1
15555		18	max	2543.78	5	-.677	1	2.275	4	0	4	0	4	.009	6
15556			min	425.835	2	-28.777	7	-2.28	3	0	3	0	3	.002	1
15557		19	max	2543.753	5	-.756	1	2.418	4	0	4	0	4	.01	6
15558			min	425.987	2	-29.034	7	-2.424	3	0	3	0	3	.002	1
15559		20	max	2543.725	5	-.835	1	2.562	4	0	4	.001	4	.011	6
15560			min	426.138	2	-29.29	7	-2.568	3	0	3	-.001	3	.002	1
15561	M406	1	max	2683.317	5	1.879	4	1.455	1	0	4	0	4	.002	1
15562			min	471.269	2	-14.461	7	-1.473	2	0	3	0	3	-.004	3
15563		2	max	2683.288	5	1.792	4	1.297	1	0	4	0	4	.002	1
15564			min	471.435	2	-14.742	7	-1.315	2	0	3	0	3	-.004	3

Envelope Member Section Forces (Continued)

	Member	Sec		Axial[lb]	LC	y Shear[lb]	LC	z Shear[lb]	LC	Torque[k-...	LC	y-y Mome...	LC	z-z Mome...	LC
15565		3	max	2683.258	5	1.705	4	1.139	1	0	4	0	1	.002	1
15566			min	471.601	2	-15.023	7	-1.157	2	0	3	0	2	-.003	3
15567		4	max	2683.229	5	1.618	4	.981	1	0	4	0	1	.002	1
15568			min	471.767	2	-15.304	7	-.999	2	0	3	0	2	-.003	3
15569		5	max	2683.2	5	1.53	4	.823	1	0	4	0	1	.002	1
15570			min	471.933	2	-15.585	7	-.841	2	0	3	0	2	-.003	3
15571		6	max	2683.171	5	1.443	4	.666	1	0	4	0	1	.002	1
15572			min	472.1	2	-15.866	7	-.683	2	0	3	0	2	-.002	3
15573		7	max	2683.142	5	1.356	4	.508	1	0	4	0	1	.002	1
15574			min	472.266	2	-16.147	7	-.525	2	0	3	0	2	-.002	2
15575		8	max	2683.112	5	1.269	4	.577	4	0	4	0	1	.002	1
15576			min	472.432	2	-16.428	7	-.6	3	0	3	0	2	-.001	2
15577		9	max	2683.083	5	1.182	4	.735	4	0	4	0	1	.002	1
15578			min	472.598	2	-16.709	7	-.757	3	0	3	0	2	0	2
15579		10	max	2683.054	5	1.095	4	.893	4	0	4	0	1	.002	8
15580			min	472.764	2	-16.99	7	-.915	3	0	3	0	2	0	2
15581		11	max	2683.025	5	1.007	4	1.051	4	0	4	0	1	.003	8
15582			min	472.93	2	-17.271	7	-1.073	3	0	3	0	2	0	2
15583		12	max	2682.996	5	.92	4	1.209	4	0	4	0	1	.003	8
15584			min	473.096	2	-17.552	7	-1.231	3	0	3	0	2	0	2
15585		13	max	2682.966	5	.833	4	1.366	4	0	4	0	4	.004	5
15586			min	473.262	2	-17.834	7	-1.389	3	0	3	0	3	.001	2
15587		14	max	2682.937	5	.746	4	1.524	4	0	4	0	4	.004	5
15588			min	473.428	2	-18.115	7	-1.547	3	0	3	0	3	.002	10
15589		15	max	2682.908	5	.659	4	1.682	4	0	4	0	4	.005	7
15590			min	473.594	2	-18.396	7	-1.705	3	0	3	0	3	.002	4
15591		16	max	2682.879	5	.572	4	1.84	4	0	4	0	4	.006	7
15592			min	473.76	2	-18.677	7	-1.863	3	0	3	0	3	.002	4
15593		17	max	2682.85	5	.484	4	1.998	4	0	4	0	4	.007	7
15594			min	473.927	2	-18.958	7	-2.021	3	0	3	0	3	.002	4
15595		18	max	2682.82	5	.397	4	2.156	4	0	4	.001	4	.007	7
15596			min	474.093	2	-19.239	7	-2.179	3	0	3	-.001	3	.002	4
15597		19	max	2682.791	5	.31	4	2.314	4	0	4	.001	4	.008	7
15598			min	474.259	2	-19.52	7	-2.337	3	0	3	-.001	3	.002	4
15599		20	max	2682.762	5	.223	4	2.472	4	0	4	.001	4	.009	7
15600			min	474.425	2	-19.801	7	-2.494	3	0	3	-.001	3	.002	4
15601	M407	1	max	96.589	2	-13.294	2	3.134	3	0	1	0	4	-.002	2
15602			min	-831.23	5	-152.605	5	-2.999	4	0	2	0	3	-.023	5
15603		2	max	96.799	2	-13.374	2	2.924	3	0	1	0	4	-.002	2
15604			min	-831.345	5	-153.014	5	-2.789	4	0	2	0	3	-.015	8
15605		3	max	97.009	2	-13.454	2	2.714	3	0	1	0	4	-.001	3
15606			min	-831.46	5	-153.423	5	-2.579	4	0	2	0	3	-.007	8
15607		4	max	97.219	2	-13.533	2	2.504	3	0	1	0	2	.001	5
15608			min	-831.576	5	-153.832	5	-2.369	4	0	2	0	1	0	2
15609		5	max	97.429	2	-13.613	2	2.294	3	0	1	0	2	.009	5
15610			min	-831.691	5	-154.241	5	-2.159	4	0	2	0	1	0	2
15611		6	max	97.639	2	-13.693	2	2.084	3	0	1	0	2	.017	5
15612			min	-831.807	5	-154.65	5	-1.949	4	0	2	0	1	.001	2
15613		7	max	153.046	2	-11.915	2	2.432	3	0	1	0	4	-.001	2
15614			min	-487.87	5	-110.016	5	-2.31	4	0	2	0	3	-.01	5
15615		8	max	153.256	2	-11.995	2	2.222	3	0	1	0	4	0	3
15616			min	-487.986	5	-110.425	5	-2.1	4	0	2	0	3	-.004	8

Envelope Member Section Forces (Continued)

	Member	Sec		Axial[lb]	LC	y Shear[lb]	LC	z Shear[lb]	LC	Torque[k-...	LC	y-y Mome...	LC	z-z Mome...	LC
15617		9	max	153.466	2	-12.075	2	2.012	3	0	1	0	4	.001	5
15618			min	-488.101	5	-110.834	5	-1.89	4	0	2	0	3	0	2
15619		10	max	153.676	2	-12.154	2	1.802	3	0	1	0	2	.007	5
15620			min	-488.217	5	-111.243	5	-1.68	4	0	2	0	1	0	2
15621		11	max	153.886	2	-12.234	2	1.739	2	0	1	0	2	.013	5
15622			min	-488.332	5	-111.652	5	-1.659	1	0	2	0	1	.001	2
15623		12	max	154.096	2	-12.314	2	1.949	2	0	1	0	2	.019	5
15624			min	-488.447	5	-112.061	5	-1.869	1	0	2	0	1	.002	2
15625		13	max	207.672	2	13.24	2	3.758	3	0	1	0	4	0	2
15626			min	-480.177	1	-115.623	5	-3.697	4	0	2	0	3	-.015	5
15627		14	max	207.882	2	13.161	2	3.548	3	0	1	0	4	0	2
15628			min	-480.387	1	-116.032	5	-3.487	4	0	2	0	3	-.009	5
15629		15	max	208.092	2	13.081	2	3.338	3	0	1	0	1	0	2
15630			min	-480.597	1	-116.441	5	-3.277	4	0	2	0	2	-.003	5
15631		16	max	208.302	2	13.001	2	3.128	3	0	1	0	3	.003	5
15632			min	-480.807	1	-116.85	5	-3.067	4	0	2	0	4	-.001	2
15633		17	max	208.512	2	12.921	2	2.918	3	0	1	0	3	.009	5
15634			min	-481.017	1	-117.259	5	-2.857	4	0	2	0	4	-.002	2
15635		18	max	208.722	2	12.842	2	2.708	3	0	1	0	3	.015	5
15636			min	-481.227	1	-117.668	5	-2.647	4	0	2	0	4	-.002	2
15637		19	max	208.932	2	12.762	2	2.498	3	0	1	0	3	.022	5
15638			min	-481.437	1	-118.077	5	-2.437	4	0	2	0	4	-.003	2
15639		20	max	209.142	2	12.682	2	2.288	3	0	1	0	3	.028	5
15640			min	-481.647	1	-118.486	5	-2.227	4	0	2	0	4	-.004	2
15641	M408	1	max	638.019	3	6.524	4	1.694	1	0	4	0	3	.005	4
15642			min	-997.039	4	-42.989	7	-1.81	2	0	3	0	4	-.009	3
15643		2	max	638.237	3	6.442	4	1.476	1	0	4	0	3	.005	4
15644			min	-997.258	4	-43.414	7	-1.591	2	0	3	0	4	-.008	3
15645		3	max	638.455	3	6.359	4	1.258	1	0	4	0	3	.004	4
15646			min	-997.476	4	-43.839	7	-1.373	2	0	3	0	4	-.006	3
15647		4	max	638.674	3	6.276	4	1.04	1	0	4	0	3	.004	4
15648			min	-997.694	4	-44.264	7	-1.155	2	0	3	0	4	-.004	3
15649		5	max	638.892	3	6.193	4	1.202	4	0	4	0	1	.004	4
15650			min	-997.912	4	-44.689	7	-1.325	3	0	3	0	2	-.002	3
15651		6	max	639.11	3	6.11	4	1.42	4	0	4	0	1	.005	8
15652			min	-998.131	4	-45.115	7	-1.544	3	0	3	0	2	0	3
15653		7	max	639.329	3	6.028	4	1.639	4	0	4	0	1	.007	8
15654			min	-998.349	4	-45.54	7	-1.762	3	0	3	0	2	.002	3
15655		8	max	639.547	3	5.945	4	1.857	4	0	4	0	1	.009	7
15656			min	-998.567	4	-45.965	7	-1.98	3	0	3	0	2	.003	4
15657		9	max	639.765	3	5.862	4	2.075	4	0	4	0	1	.011	7
15658			min	-998.785	4	-46.39	7	-2.199	3	0	3	0	2	.002	4
15659		10	max	652.768	3	.402	1	1.484	1	0	4	0	1	.003	1
15660			min	-1102.647	4	-26.386	7	-1.542	2	0	3	0	2	-.005	3
15661		11	max	652.986	3	.319	1	1.266	1	0	4	0	1	.003	1
15662			min	-1102.865	4	-26.812	7	-1.324	2	0	3	0	2	-.004	3
15663		12	max	653.204	3	.236	1	1.048	1	0	4	0	1	.002	1
15664			min	-1103.083	4	-27.237	7	-1.106	2	0	3	0	2	-.003	3
15665		13	max	653.423	3	.153	1	.83	1	0	4	0	1	.002	4
15666			min	-1103.302	4	-27.662	7	-.887	2	0	3	0	2	-.002	3
15667		14	max	653.641	3	.07	1	.628	4	0	4	0	1	.002	4
15668			min	-1103.52	4	-28.087	7	-.704	3	0	3	0	2	-.001	3

Envelope Member Section Forces (Continued)

	Member	Sec		Axial[lb]	LC	y Shear[lb]	LC	z Shear[lb]	LC	Torque[k-...	LC	y-y Mome...	LC	z-z Mome...	LC
15669		15	max	653.859	3	-.012	1	.846	4	0	4	0	1	.003	8
15670			min	-1103.738	4	-28.512	7	-.922	3	0	3	0	2	0	3
15671		16	max	654.077	3	-.095	1	1.064	4	0	4	0	1	.005	8
15672			min	-1103.956	4	-28.937	7	-1.14	3	0	3	0	2	0	3
15673		17	max	654.296	3	-.178	1	1.282	4	0	4	0	1	.006	8
15674			min	-1104.175	4	-29.362	7	-1.358	3	0	3	0	2	.002	3
15675		18	max	654.514	3	-.261	1	1.501	4	0	4	0	1	.007	6
15676			min	-1104.393	4	-29.787	7	-1.577	3	0	3	0	2	.002	1
15677		19	max	654.732	3	-.344	1	1.719	4	0	4	0	1	.009	6
15678			min	-1104.611	4	-30.213	7	-1.795	3	0	3	0	2	.003	1
15679		20	max	654.95	3	-.427	1	1.937	4	0	4	0	1	.011	6
15680			min	-1104.829	4	-30.638	7	-2.013	3	0	3	0	2	.003	1
15681	M408A	1	max	3304.489	6	3804.016	8	3806.795	6	.36	1	.207	6	.022	3
15682			min	247.489	1	933.151	3	969.843	1	-.374	2	-.021	1	-.201	8
15683		2	max	3304.489	6	3804.016	8	3806.795	6	.36	1	.237	6	.015	3
15684			min	247.489	1	933.151	3	969.843	1	-.374	2	-.013	1	-.23	8
15685		3	max	3304.489	6	3804.016	8	3806.795	6	.36	1	.266	6	.008	3
15686			min	247.489	1	933.151	3	969.843	1	-.374	2	-.006	1	-.259	8
15687		4	max	3304.489	6	3804.016	8	3806.795	6	.36	1	.295	6	0	3
15688			min	247.489	1	933.151	3	969.843	1	-.374	2	.001	1	-.289	8
15689		5	max	3304.489	6	3804.016	8	3806.795	6	.36	1	.324	6	-.007	3
15690			min	247.489	1	933.151	3	969.843	1	-.374	2	.009	1	-.318	8
15691		6	max	3304.489	6	3804.016	8	3806.795	6	.36	1	.354	6	-.014	3
15692			min	247.489	1	933.151	3	969.843	1	-.374	2	.016	1	-.347	8
15693		7	max	3304.489	6	3804.016	8	3806.795	6	.36	1	.383	6	-.021	3
15694			min	247.489	1	933.151	3	969.843	1	-.374	2	.024	1	-.376	8
15695		8	max	3304.489	6	3804.016	8	3806.795	6	.36	1	.412	6	-.028	3
15696			min	247.489	1	933.151	3	969.843	1	-.374	2	.031	1	-.405	8
15697		9	max	3304.489	6	3804.016	8	3806.795	6	.36	1	.441	6	-.035	3
15698			min	247.489	1	933.151	3	969.843	1	-.374	2	.039	1	-.435	8
15699		10	max	3304.489	6	3804.016	8	3806.795	6	.36	1	.47	6	-.042	3
15700			min	247.489	1	933.151	3	969.843	1	-.374	2	.046	1	-.464	8
15701		11	max	3304.489	6	3804.016	8	3806.795	6	.36	1	.5	6	-.05	3
15702			min	247.489	1	933.151	3	969.843	1	-.374	2	.054	1	-.493	8
15703		12	max	3304.489	6	3804.016	8	3806.795	6	.36	1	.529	6	-.057	3
15704			min	247.489	1	933.151	3	969.843	1	-.374	2	.061	1	-.522	8
15705		13	max	3304.489	6	3804.016	8	3806.795	6	.36	1	.558	6	-.064	3
15706			min	247.489	1	933.151	3	969.843	1	-.374	2	.068	1	-.551	8
15707		14	max	3304.489	6	3804.016	8	3806.795	6	.36	1	.587	6	-.071	3
15708			min	247.489	1	933.151	3	969.843	1	-.374	2	.076	1	-.581	8
15709		15	max	3304.489	6	3804.016	8	3806.795	6	.36	1	.616	6	-.078	3
15710			min	247.489	1	933.151	3	969.843	1	-.374	2	.083	1	-.61	8
15711		16	max	3304.489	6	3804.016	8	3806.795	6	.36	1	.646	6	-.085	3
15712			min	247.489	1	933.151	3	969.843	1	-.374	2	.091	1	-.639	8
15713		17	max	3304.489	6	3804.016	8	3806.795	6	.36	1	.675	6	-.093	3
15714			min	247.489	1	933.151	3	969.843	1	-.374	2	.098	1	-.668	8
15715		18	max	3304.489	6	3804.016	8	3806.795	6	.36	1	.704	6	-.1	3
15716			min	247.489	1	933.151	3	969.843	1	-.374	2	.106	1	-.697	8
15717		19	max	3304.489	6	3804.016	8	3806.795	6	.36	1	.733	6	-.107	3
15718			min	247.489	1	933.151	3	969.843	1	-.374	2	.113	1	-.727	8
15719		20	max	3304.489	6	3804.016	8	3806.795	6	.36	1	.763	6	-.114	3
15720			min	247.489	1	933.151	3	969.843	1	-.374	2	.121	1	-.756	8

Envelope Member Section Forces (Continued)

	Member	Sec		Axial[lb]	LC	y Shear[lb]	LC	z Shear[lb]	LC	Torque[k-...	LC	y-y Mome...	LC	z-z Mome...	LC
15721	M409	1	max	439.77	3	2684.188	3	2966.179	1	.569	2	.097	2	.048	3
15722			min	-640.546	4	-2111.396	4	-2395.283	2	-.568	1	-.054	1	-.09	4
15723		2	max	439.77	3	2684.188	3	2966.179	1	.569	2	.079	6	.028	3
15724			min	-640.546	4	-2111.396	4	-2395.283	2	-.568	1	-.031	1	-.076	8
15725		3	max	439.77	3	2684.188	3	2966.179	1	.569	2	.079	6	.007	3
15726			min	-640.546	4	-2111.396	4	-2395.283	2	-.568	1	-.008	1	-.077	8
15727		4	max	439.77	3	2684.188	3	2966.179	1	.569	2	.08	6	-.013	3
15728			min	-640.546	4	-2111.396	4	-2395.283	2	-.568	1	.014	1	-.077	8
15729		5	max	439.77	3	2684.188	3	2966.179	1	.569	2	.085	5	-.014	2
15730			min	-640.546	4	-2111.396	4	-2395.283	2	-.568	1	.019	4	-.084	5
15731		6	max	439.77	3	2684.188	3	2966.179	1	.569	2	.097	5	.002	2
15732			min	-640.546	4	-2111.396	4	-2395.283	2	-.568	1	.005	2	-.095	5
15733		7	max	439.77	3	2684.188	3	2966.179	1	.569	2	.109	5	.017	2
15734			min	-640.546	4	-2111.396	4	-2395.283	2	-.568	1	-.014	2	-.106	5
15735		8	max	439.77	3	2684.188	3	2966.179	1	.569	2	.121	5	.033	2
15736			min	-640.546	4	-2111.396	4	-2395.283	2	-.568	1	-.032	2	-.117	7
15737		9	max	439.77	3	2684.188	3	2966.179	1	.569	2	.133	5	.048	2
15738			min	-640.546	4	-2111.396	4	-2395.283	2	-.568	1	-.05	2	-.129	7
15739		10	max	439.77	3	2684.188	3	2966.179	1	.569	2	.151	1	.064	2
15740			min	-640.546	4	-2111.396	4	-2395.283	2	-.568	1	-.069	2	-.144	1
15741		11	max	439.77	3	2684.188	3	2966.179	1	.569	2	.174	1	.079	2
15742			min	-640.546	4	-2111.396	4	-2395.283	2	-.568	1	-.087	2	-.164	1
15743		12	max	439.77	3	2684.188	3	2966.179	1	.569	2	.196	1	.095	2
15744			min	-640.546	4	-2111.396	4	-2395.283	2	-.568	1	-.106	2	-.184	1
15745		13	max	439.77	3	2684.188	3	2966.179	1	.569	2	.219	1	.11	2
15746			min	-640.546	4	-2111.396	4	-2395.283	2	-.568	1	-.124	2	-.203	1
15747		14	max	439.77	3	2684.188	3	2966.179	1	.569	2	.242	1	.126	2
15748			min	-640.546	4	-2111.396	4	-2395.283	2	-.568	1	-.142	2	-.223	1
15749		15	max	439.77	3	2684.188	3	2966.179	1	.569	2	.265	1	.141	2
15750			min	-640.546	4	-2111.396	4	-2395.283	2	-.568	1	-.161	2	-.243	1
15751		16	max	439.77	3	2684.188	3	2966.179	1	.569	2	.288	1	.157	2
15752			min	-640.546	4	-2111.396	4	-2395.283	2	-.568	1	-.179	2	-.263	1
15753		17	max	439.77	3	2684.188	3	2966.179	1	.569	2	.31	1	.173	2
15754			min	-640.546	4	-2111.396	4	-2395.283	2	-.568	1	-.198	2	-.283	1
15755		18	max	439.77	3	2684.188	3	2966.179	1	.569	2	.333	1	.188	2
15756			min	-640.546	4	-2111.396	4	-2395.283	2	-.568	1	-.216	2	-.303	1
15757		19	max	439.77	3	2684.188	3	2966.179	1	.569	2	.356	1	.204	2
15758			min	-640.546	4	-2111.396	4	-2395.283	2	-.568	1	-.234	2	-.323	1
15759		20	max	439.77	3	2684.188	3	2966.179	1	.569	2	.379	1	.219	2
15760			min	-640.546	4	-2111.396	4	-2395.283	2	-.568	1	-.253	2	-.343	3
15761	M410	1	max	3323.101	6	-908.753	4	3797.792	6	.28	4	.194	6	.207	7
15762			min	144.145	1	-3819.852	7	959.999	1	-.295	3	.014	1	-.02	4
15763		2	max	3323.101	6	-908.753	4	3797.792	6	.28	4	.224	6	.237	7
15764			min	144.145	1	-3819.852	7	959.999	1	-.295	3	.022	1	-.013	4
15765		3	max	3323.101	6	-908.753	4	3797.792	6	.28	4	.253	6	.266	7
15766			min	144.145	1	-3819.852	7	959.999	1	-.295	3	.029	1	-.006	4
15767		4	max	3323.101	6	-908.753	4	3797.792	6	.28	4	.282	6	.295	7
15768			min	144.145	1	-3819.852	7	959.999	1	-.295	3	.036	1	.001	4
15769		5	max	3323.101	6	-908.753	4	3797.792	6	.28	4	.311	6	.325	7
15770			min	144.145	1	-3819.852	7	959.999	1	-.295	3	.044	1	.008	4
15771		6	max	3323.101	6	-908.753	4	3797.792	6	.28	4	.34	6	.354	7
15772			min	144.145	1	-3819.852	7	959.999	1	-.295	3	.051	1	.015	4

Envelope Member Section Forces (Continued)

	Member	Sec		Axial[lb]	LC	y Shear[lb]	LC	z Shear[lb]	LC	Torque[k-...	LC	y-y Mome...	LC	z-z Mome...	LC
15773		7	max	3323.101	6	-908.753	4	3797.792	6	.28	4	.369	6	.383	7
15774			min	144.145	1	-3819.852	7	959.999	1	-.295	3	.058	1	.022	4
15775		8	max	3323.101	6	-908.753	4	3797.792	6	.28	4	.398	6	.413	7
15776			min	144.145	1	-3819.852	7	959.999	1	-.295	3	.066	1	.029	4
15777		9	max	3323.101	6	-908.753	4	3797.792	6	.28	4	.428	6	.442	7
15778			min	144.145	1	-3819.852	7	959.999	1	-.295	3	.073	1	.036	4
15779		10	max	3323.101	6	-908.753	4	3797.792	6	.28	4	.457	6	.471	7
15780			min	144.145	1	-3819.852	7	959.999	1	-.295	3	.08	1	.043	4
15781		11	max	3323.101	6	-908.753	4	3797.792	6	.28	4	.486	6	.501	7
15782			min	144.145	1	-3819.852	7	959.999	1	-.295	3	.088	1	.05	4
15783		12	max	3323.101	6	-908.753	4	3797.792	6	.28	4	.515	6	.53	7
15784			min	144.145	1	-3819.852	7	959.999	1	-.295	3	.095	1	.057	4
15785		13	max	3323.101	6	-908.753	4	3797.792	6	.28	4	.544	6	.559	7
15786			min	144.145	1	-3819.852	7	959.999	1	-.295	3	.103	1	.064	4
15787		14	max	3323.101	6	-908.753	4	3797.792	6	.28	4	.573	6	.589	7
15788			min	144.145	1	-3819.852	7	959.999	1	-.295	3	.11	1	.071	4
15789		15	max	3323.101	6	-908.753	4	3797.792	6	.28	4	.603	6	.618	7
15790			min	144.145	1	-3819.852	7	959.999	1	-.295	3	.117	1	.078	4
15791		16	max	3323.101	6	-908.753	4	3797.792	6	.28	4	.632	6	.647	7
15792			min	144.145	1	-3819.852	7	959.999	1	-.295	3	.125	1	.085	4
15793		17	max	3323.101	6	-908.753	4	3797.792	6	.28	4	.661	6	.677	7
15794			min	144.145	1	-3819.852	7	959.999	1	-.295	3	.132	1	.092	4
15795		18	max	3323.101	6	-908.753	4	3797.792	6	.28	4	.69	6	.706	7
15796			min	144.145	1	-3819.852	7	959.999	1	-.295	3	.139	1	.099	4
15797		19	max	3323.101	6	-908.753	4	3797.792	6	.28	4	.719	6	.735	7
15798			min	144.145	1	-3819.852	7	959.999	1	-.295	3	.147	1	.106	4
15799		20	max	3323.101	6	-908.753	4	3797.792	6	.28	4	.748	6	.765	7
15800			min	144.145	1	-3819.852	7	959.999	1	-.295	3	.154	1	.113	4
15801	M411	1	max	544.777	1	2113.325	3	3514.754	1	.381	1	.086	2	.1	2
15802			min	-742.678	2	-2681.48	4	-2954.185	2	-.379	4	-.045	1	-.057	1
15803		2	max	544.777	1	2113.325	3	3514.754	1	.381	1	.074	6	.086	2
15804			min	-742.678	2	-2681.48	4	-2954.185	2	-.379	4	-.018	1	-.039	1
15805		3	max	544.777	1	2113.325	3	3514.754	1	.381	1	.073	6	.081	6
15806			min	-742.678	2	-2681.48	4	-2954.185	2	-.379	4	.009	4	-.02	1
15807		4	max	544.777	1	2113.325	3	3514.754	1	.381	1	.075	5	.083	6
15808			min	-742.678	2	-2681.48	4	-2954.185	2	-.379	4	.018	2	-.002	1
15809		5	max	544.777	1	2113.325	3	3514.754	1	.381	1	.088	5	.085	8
15810			min	-742.678	2	-2681.48	4	-2954.185	2	-.379	4	-.005	2	.016	1
15811		6	max	544.777	1	2113.325	3	3514.754	1	.381	1	.101	5	.096	8
15812			min	-742.678	2	-2681.48	4	-2954.185	2	-.379	4	-.027	2	.01	3
15813		7	max	544.777	1	2113.325	3	3514.754	1	.381	1	.117	1	.108	8
15814			min	-742.678	2	-2681.48	4	-2954.185	2	-.379	4	-.05	2	-.006	3
15815		8	max	544.777	1	2113.325	3	3514.754	1	.381	1	.144	1	.119	8
15816			min	-742.678	2	-2681.48	4	-2954.185	2	-.379	4	-.073	2	-.022	3
15817		9	max	544.777	1	2113.325	3	3514.754	1	.381	1	.171	1	.131	8
15818			min	-742.678	2	-2681.48	4	-2954.185	2	-.379	4	-.095	2	-.039	3
15819		10	max	544.777	1	2113.325	3	3514.754	1	.381	1	.198	1	.143	8
15820			min	-742.678	2	-2681.48	4	-2954.185	2	-.379	4	-.118	2	-.055	3
15821		11	max	544.777	1	2113.325	3	3514.754	1	.381	1	.225	1	.158	4
15822			min	-742.678	2	-2681.48	4	-2954.185	2	-.379	4	-.141	2	-.071	3
15823		12	max	544.777	1	2113.325	3	3514.754	1	.381	1	.252	1	.178	4
15824			min	-742.678	2	-2681.48	4	-2954.185	2	-.379	4	-.163	2	-.087	3

Envelope Member Section Forces (Continued)

	Member	Sec		Axial[lb]	LC	y Shear[lb]	LC	z Shear[lb]	LC	Torque[k-...	LC	y-y Mome...	LC	z-z Mome...	LC
15825		13	max	544.777	1	2113.325	3	3514.754	1	.381	1	.279	1	.199	4
15826			min	-742.678	2	-2681.48	4	-2954.185	2	-.379	4	-.186	2	-.104	3
15827		14	max	544.777	1	2113.325	3	3514.754	1	.381	1	.306	1	.219	4
15828			min	-742.678	2	-2681.48	4	-2954.185	2	-.379	4	-.209	2	-.12	3
15829		15	max	544.777	1	2113.325	3	3514.754	1	.381	1	.333	1	.24	4
15830			min	-742.678	2	-2681.48	4	-2954.185	2	-.379	4	-.231	2	-.136	3
15831		16	max	544.777	1	2113.325	3	3514.754	1	.381	1	.36	1	.26	4
15832			min	-742.678	2	-2681.48	4	-2954.185	2	-.379	4	-.254	2	-.152	3
15833		17	max	544.777	1	2113.325	3	3514.754	1	.381	1	.387	1	.281	4
15834			min	-742.678	2	-2681.48	4	-2954.185	2	-.379	4	-.277	2	-.168	3
15835		18	max	544.777	1	2113.325	3	3514.754	1	.381	1	.414	1	.302	4
15836			min	-742.678	2	-2681.48	4	-2954.185	2	-.379	4	-.299	2	-.185	3
15837		19	max	544.777	1	2113.325	3	3514.754	1	.381	1	.441	1	.322	4
15838			min	-742.678	2	-2681.48	4	-2954.185	2	-.379	4	-.322	2	-.201	3
15839		20	max	544.777	1	2113.325	3	3514.754	1	.381	1	.468	1	.343	4
15840			min	-742.678	2	-2681.48	4	-2954.185	2	-.379	4	-.345	2	-.217	3
15841	M412	1	max	3321.541	5	-990.696	4	-887.438	2	.169	3	.005	4	.197	5
15842			min	150.679	2	-3793.675	7	-3820.701	5	-.185	4	-.202	7	-.016	2
15843		2	max	3321.541	5	-990.696	4	-887.438	2	.169	3	-.004	4	.226	5
15844			min	150.679	2	-3793.675	7	-3820.701	5	-.185	4	-.231	7	-.008	2
15845		3	max	3321.541	5	-990.696	4	-887.438	2	.169	3	-.013	4	.255	5
15846			min	150.679	2	-3793.675	7	-3820.701	5	-.185	4	-.26	5	0	2
15847		4	max	3321.541	5	-990.696	4	-887.438	2	.169	3	-.022	4	.284	5
15848			min	150.679	2	-3793.675	7	-3820.701	5	-.185	4	-.289	5	.008	2
15849		5	max	3321.541	5	-990.696	4	-887.438	2	.169	3	-.032	4	.313	5
15850			min	150.679	2	-3793.675	7	-3820.701	5	-.185	4	-.318	5	.016	2
15851		6	max	3321.541	5	-990.696	4	-887.438	2	.169	3	-.041	4	.341	5
15852			min	150.679	2	-3793.675	7	-3820.701	5	-.185	4	-.348	5	.024	2
15853		7	max	3321.541	5	-990.696	4	-887.438	2	.169	3	-.05	4	.37	5
15854			min	150.679	2	-3793.675	7	-3820.701	5	-.185	4	-.377	5	.032	2
15855		8	max	3321.541	5	-990.696	4	-887.438	2	.169	3	-.059	4	.399	5
15856			min	150.679	2	-3793.675	7	-3820.701	5	-.185	4	-.406	5	.04	2
15857		9	max	3321.541	5	-990.696	4	-887.438	2	.169	3	-.068	4	.428	5
15858			min	150.679	2	-3793.675	7	-3820.701	5	-.185	4	-.436	5	.048	2
15859		10	max	3321.541	5	-990.696	4	-887.438	2	.169	3	-.076	2	.456	5
15860			min	150.679	2	-3793.675	7	-3820.701	5	-.185	4	-.465	5	.056	2
15861		11	max	3321.541	5	-990.696	4	-887.438	2	.169	3	-.083	2	.485	7
15862			min	150.679	2	-3793.675	7	-3820.701	5	-.185	4	-.494	5	.064	2
15863		12	max	3321.541	5	-990.696	4	-887.438	2	.169	3	-.089	2	.515	7
15864			min	150.679	2	-3793.675	7	-3820.701	5	-.185	4	-.524	5	.072	2
15865		13	max	3321.541	5	-990.696	4	-887.438	2	.169	3	-.096	2	.544	7
15866			min	150.679	2	-3793.675	7	-3820.701	5	-.185	4	-.553	5	.08	2
15867		14	max	3321.541	5	-990.696	4	-887.438	2	.169	3	-.103	2	.573	7
15868			min	150.679	2	-3793.675	7	-3820.701	5	-.185	4	-.582	5	.088	2
15869		15	max	3321.541	5	-990.696	4	-887.438	2	.169	3	-.11	2	.602	7
15870			min	150.679	2	-3793.675	7	-3820.701	5	-.185	4	-.612	5	.096	2
15871		16	max	3321.541	5	-990.696	4	-887.438	2	.169	3	-.117	2	.631	7
15872			min	150.679	2	-3793.675	7	-3820.701	5	-.185	4	-.641	5	.104	2
15873		17	max	3321.541	5	-990.696	4	-887.438	2	.169	3	-.123	2	.66	7
15874			min	150.679	2	-3793.675	7	-3820.701	5	-.185	4	-.67	5	.112	2
15875		18	max	3321.541	5	-990.696	4	-887.438	2	.169	3	-.13	2	.689	7
15876			min	150.679	2	-3793.675	7	-3820.701	5	-.185	4	-.7	5	.12	2

Envelope Member Section Forces (Continued)

	Member	Sec		Axial[lb]	LC	y Shear[lb]	LC	z Shear[lb]	LC	Torque[k-...	LC	y-y Mome...	LC	z-z Mome...	LC
15877		19	max	3321.541	5	-990.696	4	-887.438	2	.169	3	-.137	2	.718	7
15878			min	150.679	2	-3793.675	7	-3820.701	5	-.185	4	-.729	5	.128	2
15879		20	max	3321.541	5	-990.696	4	-887.438	2	.169	3	-.144	2	.747	7
15880			min	150.679	2	-3793.675	7	-3820.701	5	-.185	4	-.758	5	.136	2
15881	M413	1	max	526.639	2	2574.997	3	2987.098	1	.4	1	.049	4	.092	1
15882			min	-725.161	1	-3133.977	4	-3542.372	2	-.406	2	-.091	3	-.051	2
15883		2	max	526.639	2	2574.997	3	2987.098	1	.4	1	.031	4	.077	1
15884			min	-725.161	1	-3133.977	4	-3542.372	2	-.406	2	-.079	7	-.031	2
15885		3	max	526.639	2	2574.997	3	2987.098	1	.4	1	.014	4	.077	5
15886			min	-725.161	1	-3133.977	4	-3542.372	2	-.406	2	-.08	7	-.012	2
15887		4	max	526.639	2	2574.997	3	2987.098	1	.4	1	-.004	4	.078	5
15888			min	-725.161	1	-3133.977	4	-3542.372	2	-.406	2	-.082	7	.008	2
15889		5	max	526.639	2	2574.997	3	2987.098	1	.4	1	.004	1	.086	8
15890			min	-725.161	1	-3133.977	4	-3542.372	2	-.406	2	-.09	6	.003	3
15891		6	max	526.639	2	2574.997	3	2987.098	1	.4	1	.027	1	.099	8
15892			min	-725.161	1	-3133.977	4	-3542.372	2	-.406	2	-.103	6	-.017	3
15893		7	max	526.639	2	2574.997	3	2987.098	1	.4	1	.05	1	.111	8
15894			min	-725.161	1	-3133.977	4	-3542.372	2	-.406	2	-.118	2	-.036	3
15895		8	max	526.639	2	2574.997	3	2987.098	1	.4	1	.073	1	.128	4
15896			min	-725.161	1	-3133.977	4	-3542.372	2	-.406	2	-.145	2	-.056	3
15897		9	max	526.639	2	2574.997	3	2987.098	1	.4	1	.096	1	.152	4
15898			min	-725.161	1	-3133.977	4	-3542.372	2	-.406	2	-.173	2	-.076	3
15899		10	max	526.639	2	2574.997	3	2987.098	1	.4	1	.118	1	.176	4
15900			min	-725.161	1	-3133.977	4	-3542.372	2	-.406	2	-.2	2	-.096	3
15901		11	max	526.639	2	2574.997	3	2987.098	1	.4	1	.141	1	.2	4
15902			min	-725.161	1	-3133.977	4	-3542.372	2	-.406	2	-.227	2	-.116	3
15903		12	max	526.639	2	2574.997	3	2987.098	1	.4	1	.164	1	.224	4
15904			min	-725.161	1	-3133.977	4	-3542.372	2	-.406	2	-.254	2	-.135	3
15905		13	max	526.639	2	2574.997	3	2987.098	1	.4	1	.187	1	.248	4
15906			min	-725.161	1	-3133.977	4	-3542.372	2	-.406	2	-.281	2	-.155	3
15907		14	max	526.639	2	2574.997	3	2987.098	1	.4	1	.21	1	.272	4
15908			min	-725.161	1	-3133.977	4	-3542.372	2	-.406	2	-.309	2	-.175	3
15909		15	max	526.639	2	2574.997	3	2987.098	1	.4	1	.233	1	.296	4
15910			min	-725.161	1	-3133.977	4	-3542.372	2	-.406	2	-.336	2	-.195	3
15911		16	max	526.639	2	2574.997	3	2987.098	1	.4	1	.256	1	.32	4
15912			min	-725.161	1	-3133.977	4	-3542.372	2	-.406	2	-.363	2	-.214	3
15913		17	max	526.639	2	2574.997	3	2987.098	1	.4	1	.279	1	.344	4
15914			min	-725.161	1	-3133.977	4	-3542.372	2	-.406	2	-.39	2	-.234	3
15915		18	max	526.639	2	2574.997	3	2987.098	1	.4	1	.302	1	.368	4
15916			min	-725.161	1	-3133.977	4	-3542.372	2	-.406	2	-.417	2	-.254	3
15917		19	max	526.639	2	2574.997	3	2987.098	1	.4	1	.325	1	.392	4
15918			min	-725.161	1	-3133.977	4	-3542.372	2	-.406	2	-.444	2	-.274	3
15919		20	max	526.639	2	2574.997	3	2987.098	1	.4	1	.348	1	.416	4
15920			min	-725.161	1	-3133.977	4	-3542.372	2	-.406	2	-.472	2	-.293	3
15921	M405A	1	max	4325.142	7	4582.322	6	223.139	4	.056	3	.128	2	2.558	6
15922			min	1410.022	9	540.808	1	-226.811	3	-.052	4	-.141	1	.022	1
15923		2	max	4325.142	7	4582.322	6	223.139	4	.056	3	.132	2	2.43	6
15924			min	1410.022	9	540.808	1	-226.811	3	-.052	4	-.146	1	.007	1
15925		3	max	4325.142	7	4582.322	6	223.139	4	.056	3	.137	2	2.302	6
15926			min	1410.022	9	540.808	1	-226.811	3	-.052	4	-.15	1	-.008	1
15927		4	max	4325.142	7	4582.322	6	223.139	4	.056	3	.141	2	2.174	6
15928			min	1410.022	9	540.808	1	-226.811	3	-.052	4	-.154	1	-.023	1

Envelope Member Section Forces (Continued)

	Member	Sec		Axial[lb]	LC	y Shear[lb]	LC	z Shear[lb]	LC	Torque[k-...	LC	y-y Mome...	LC	z-z Mome...	LC
15929		5	max	4325.142	7	4582.322	6	223.139	4	.056	3	.145	2	2.046	6
15930			min	1410.022	9	540.808	1	-226.811	3	-.052	4	-.158	1	-.039	1
15931		6	max	4325.142	7	4582.322	6	223.139	4	.056	3	.149	2	1.918	6
15932			min	1410.022	9	540.808	1	-226.811	3	-.052	4	-.163	1	-.054	1
15933		7	max	4325.142	7	4582.322	6	223.139	4	.056	3	.153	2	1.79	6
15934			min	1410.022	9	540.808	1	-226.811	3	-.052	4	-.167	1	-.069	1
15935		8	max	4325.142	7	4582.322	6	223.139	4	.056	3	.157	2	1.662	6
15936			min	1410.022	9	540.808	1	-226.811	3	-.052	4	-.171	1	-.084	1
15937		9	max	4325.142	7	4582.322	6	223.139	4	.056	3	.162	2	1.534	6
15938			min	1410.022	9	540.808	1	-226.811	3	-.052	4	-.176	1	-.099	1
15939		10	max	4325.142	7	4582.322	6	223.139	4	.056	3	.166	2	1.406	6
15940			min	1410.022	9	540.808	1	-226.811	3	-.052	4	-.18	1	-.114	1
15941		11	max	4325.142	7	4582.322	6	223.139	4	.056	3	.17	2	1.278	6
15942			min	1410.022	9	540.808	1	-226.811	3	-.052	4	-.184	1	-.129	1
15943		12	max	4325.142	7	4582.322	6	223.139	4	.056	3	.174	2	1.15	6
15944			min	1410.022	9	540.808	1	-226.811	3	-.052	4	-.188	1	-.144	1
15945		13	max	4325.142	7	4582.322	6	223.139	4	.056	3	.178	2	1.022	6
15946			min	1410.022	9	540.808	1	-226.811	3	-.052	4	-.193	1	-.159	1
15947		14	max	4325.142	7	4582.322	6	223.139	4	.056	3	.183	2	.894	6
15948			min	1410.022	9	540.808	1	-226.811	3	-.052	4	-.197	1	-.174	1
15949		15	max	4325.142	7	4582.322	6	223.139	4	.056	3	.187	2	.767	6
15950			min	1410.022	9	540.808	1	-226.811	3	-.052	4	-.201	1	-.189	1
15951		16	max	4325.142	7	4582.322	6	223.139	4	.056	3	.191	2	.639	6
15952			min	1410.022	9	540.808	1	-226.811	3	-.052	4	-.206	1	-.205	1
15953		17	max	4325.142	7	4582.322	6	223.139	4	.056	3	.195	2	.521	2
15954			min	1410.022	9	540.808	1	-226.811	3	-.052	4	-.21	1	-.22	1
15955		18	max	4325.142	7	4582.322	6	223.139	4	.056	3	.199	2	.446	2
15956			min	1410.022	9	540.808	1	-226.811	3	-.052	4	-.214	1	-.235	1
15957		19	max	4325.142	7	4582.322	6	223.139	4	.056	3	.205	4	.371	2
15958			min	1410.022	9	540.808	1	-226.811	3	-.052	4	-.219	1	-.25	1
15959		20	max	4325.142	7	4582.322	6	223.139	4	.056	3	.211	4	.297	2
15960			min	1410.022	9	540.808	1	-226.811	3	-.052	4	-.223	3	-.265	1
15961	M406A	1	max	2569.368	7	3723.14	6	198.895	1	.079	3	.179	4	.912	6
15962			min	848.325	9	283.035	1	-181.55	2	-.075	4	-.19	3	-.028	1
15963		2	max	2569.368	7	3723.14	6	198.895	1	.079	3	.176	4	.843	6
15964			min	848.325	9	283.035	1	-181.55	2	-.075	4	-.187	3	-.033	1
15965		3	max	2569.368	7	3723.14	6	198.895	1	.079	3	.173	4	.774	6
15966			min	848.325	9	283.035	1	-181.55	2	-.075	4	-.183	3	-.038	1
15967		4	max	2569.368	7	3723.14	6	198.895	1	.079	3	.169	4	.705	6
15968			min	848.325	9	283.035	1	-181.55	2	-.075	4	-.18	3	-.044	1
15969		5	max	2569.368	7	3723.14	6	198.895	1	.079	3	.166	4	.635	6
15970			min	848.325	9	283.035	1	-181.55	2	-.075	4	-.176	3	-.049	1
15971		6	max	2569.368	7	3723.14	6	198.895	1	.079	3	.163	4	.566	6
15972			min	848.325	9	283.035	1	-181.55	2	-.075	4	-.172	3	-.054	1
15973		7	max	2569.368	7	3723.14	6	198.895	1	.079	3	.159	4	.497	6
15974			min	848.325	9	283.035	1	-181.55	2	-.075	4	-.169	3	-.059	1
15975		8	max	2569.368	7	3723.14	6	198.895	1	.079	3	.156	4	.428	6
15976			min	848.325	9	283.035	1	-181.55	2	-.075	4	-.165	3	-.065	1
15977		9	max	2569.368	7	3723.14	6	198.895	1	.079	3	.153	4	.359	6
15978			min	848.325	9	283.035	1	-181.55	2	-.075	4	-.162	3	-.07	1
15979		10	max	2569.368	7	3723.14	6	198.895	1	.079	3	.15	4	.29	6
15980			min	848.325	9	283.035	1	-181.55	2	-.075	4	-.158	3	-.075	1

Envelope Member Section Forces (Continued)

	Member	Sec		Axial[lb]	LC	y Shear[lb]	LC	z Shear[lb]	LC	Torque[k-...	LC	y-y Mome...	LC	z-z Mome...	LC
15981		11	max	2569.368	7	3723.14	6	198.895	1	.079	3	.146	4	.221	6
15982			min	848.325	9	283.035	1	-181.55	2	-.075	4	-.155	3	-.08	1
15983		12	max	2569.368	7	3723.14	6	198.895	1	.079	3	.143	4	.171	2
15984			min	848.325	9	283.035	1	-181.55	2	-.075	4	-.151	3	-.086	1
15985		13	max	2569.368	7	3723.14	6	198.895	1	.079	3	.14	4	.129	2
15986			min	848.325	9	283.035	1	-181.55	2	-.075	4	-.147	3	-.091	1
15987		14	max	2569.368	7	3723.14	6	198.895	1	.079	3	.136	4	.086	2
15988			min	848.325	9	283.035	1	-181.55	2	-.075	4	-.144	3	-.096	1
15989		15	max	2569.368	7	3723.14	6	198.895	1	.079	3	.133	4	.043	2
15990			min	848.325	9	283.035	1	-181.55	2	-.075	4	-.14	3	-.101	1
15991		16	max	2569.368	7	3723.14	6	198.895	1	.079	3	.13	4	0	2
15992			min	848.325	9	283.035	1	-181.55	2	-.075	4	-.137	3	-.153	5
15993		17	max	2569.368	7	3723.14	6	198.895	1	.079	3	.127	4	-.042	2
15994			min	848.325	9	283.035	1	-181.55	2	-.075	4	-.133	3	-.212	5
15995		18	max	2569.368	7	3723.14	6	198.895	1	.079	3	.123	4	-.085	2
15996			min	848.325	9	283.035	1	-181.55	2	-.075	4	-.13	3	-.27	5
15997		19	max	2569.368	7	3723.14	6	198.895	1	.079	3	.12	4	-.112	9
15998			min	848.325	9	283.035	1	-181.55	2	-.075	4	-.126	3	-.334	7
15999		20	max	2569.368	7	3723.14	6	198.895	1	.079	3	.117	4	-.125	4
16000			min	848.325	9	283.035	1	-181.55	2	-.075	4	-.122	3	-.402	7
16001	M407A	1	max	4344.822	5	4590.038	5	114.659	3	.01	5	.093	2	2.554	5
16002			min	1305.209	2	503.149	2	-118.852	4	-.003	4	-.1	1	.039	2
16003		2	max	4344.822	5	4590.038	5	114.659	3	.01	5	.095	2	2.426	5
16004			min	1305.209	2	503.149	2	-118.852	4	-.003	4	-.102	1	.025	2
16005		3	max	4344.822	5	4590.038	5	114.659	3	.01	5	.097	2	2.298	5
16006			min	1305.209	2	503.149	2	-118.852	4	-.003	4	-.105	1	.011	2
16007		4	max	4344.822	5	4590.038	5	114.659	3	.01	5	.099	2	2.17	5
16008			min	1305.209	2	503.149	2	-118.852	4	-.003	4	-.107	1	-.003	2
16009		5	max	4344.822	5	4590.038	5	114.659	3	.01	5	.102	2	2.041	5
16010			min	1305.209	2	503.149	2	-118.852	4	-.003	4	-.109	1	-.017	2
16011		6	max	4344.822	5	4590.038	5	114.659	3	.01	5	.104	2	1.913	5
16012			min	1305.209	2	503.149	2	-118.852	4	-.003	4	-.112	1	-.031	2
16013		7	max	4344.822	5	4590.038	5	114.659	3	.01	5	.106	2	1.785	5
16014			min	1305.209	2	503.149	2	-118.852	4	-.003	4	-.114	1	-.045	2
16015		8	max	4344.822	5	4590.038	5	114.659	3	.01	5	.108	2	1.657	5
16016			min	1305.209	2	503.149	2	-118.852	4	-.003	4	-.116	1	-.06	2
16017		9	max	4344.822	5	4590.038	5	114.659	3	.01	5	.11	2	1.529	5
16018			min	1305.209	2	503.149	2	-118.852	4	-.003	4	-.119	1	-.074	2
16019		10	max	4344.822	5	4590.038	5	114.659	3	.01	5	.113	2	1.401	5
16020			min	1305.209	2	503.149	2	-118.852	4	-.003	4	-.122	4	-.088	2
16021		11	max	4344.822	5	4590.038	5	114.659	3	.01	5	.115	2	1.272	5
16022			min	1305.209	2	503.149	2	-118.852	4	-.003	4	-.125	4	-.102	2
16023		12	max	4344.822	5	4590.038	5	114.659	3	.01	5	.117	2	1.144	5
16024			min	1305.209	2	503.149	2	-118.852	4	-.003	4	-.128	4	-.116	2
16025		13	max	4344.822	5	4590.038	5	114.659	3	.01	5	.119	2	1.016	5
16026			min	1305.209	2	503.149	2	-118.852	4	-.003	4	-.131	4	-.13	2
16027		14	max	4344.822	5	4590.038	5	114.659	3	.01	5	.122	2	.888	5
16028			min	1305.209	2	503.149	2	-118.852	4	-.003	4	-.135	4	-.144	2
16029		15	max	4344.822	5	4590.038	5	114.659	3	.01	5	.124	3	.76	5
16030			min	1305.209	2	503.149	2	-118.852	4	-.003	4	-.138	4	-.158	2
16031		16	max	4344.822	5	4590.038	5	114.659	3	.01	5	.127	3	.632	7
16032			min	1305.209	2	503.149	2	-118.852	4	-.003	4	-.141	4	-.172	2

Envelope Member Section Forces (Continued)

	Member	Sec		Axial[lb]	LC	y Shear[lb]	LC	z Shear[lb]	LC	Torque[k-...	LC	y-y Mome...	LC	z-z Mome...	LC
16033		17	max	4344.822	5	4590.038	5	114.659	3	.01	5	.131	3	.505	7
16034			min	1305.209	2	503.149	2	-118.852	4	-.003	4	-.145	4	-.186	2
16035		18	max	4344.822	5	4590.038	5	114.659	3	.01	5	.134	3	.413	3
16036			min	1305.209	2	503.149	2	-118.852	4	-.003	4	-.148	4	-.201	4
16037		19	max	4344.822	5	4590.038	5	114.659	3	.01	5	.137	3	.34	3
16038			min	1305.209	2	503.149	2	-118.852	4	-.003	4	-.151	4	-.219	4
16039		20	max	4344.822	5	4590.038	5	114.659	3	.01	5	.14	3	.268	3
16040			min	1305.209	2	503.149	2	-118.852	4	-.003	4	-.155	4	-.236	4
16041	M408B	1	max	2580.181	5	3726.334	5	132.253	4	.025	4	.116	3	.91	5
16042			min	804.902	2	267.902	2	-121.496	2	-.02	3	-.129	4	-.019	2
16043		2	max	2580.181	5	3726.334	5	132.253	4	.025	4	.114	3	.841	5
16044			min	804.902	2	267.902	2	-121.496	2	-.02	3	-.126	4	-.024	2
16045		3	max	2580.181	5	3726.334	5	132.253	4	.025	4	.112	3	.772	5
16046			min	804.902	2	267.902	2	-121.496	2	-.02	3	-.124	4	-.028	2
16047		4	max	2580.181	5	3726.334	5	132.253	4	.025	4	.11	3	.703	5
16048			min	804.902	2	267.902	2	-121.496	2	-.02	3	-.121	4	-.033	2
16049		5	max	2580.181	5	3726.334	5	132.253	4	.025	4	.108	3	.633	5
16050			min	804.902	2	267.902	2	-121.496	2	-.02	3	-.119	4	-.038	2
16051		6	max	2580.181	5	3726.334	5	132.253	4	.025	4	.105	3	.564	5
16052			min	804.902	2	267.902	2	-121.496	2	-.02	3	-.116	4	-.043	2
16053		7	max	2580.181	5	3726.334	5	132.253	4	.025	4	.103	3	.495	5
16054			min	804.902	2	267.902	2	-121.496	2	-.02	3	-.114	4	-.048	2
16055		8	max	2580.181	5	3726.334	5	132.253	4	.025	4	.101	3	.426	5
16056			min	804.902	2	267.902	2	-121.496	2	-.02	3	-.111	4	-.053	2
16057		9	max	2580.181	5	3726.334	5	132.253	4	.025	4	.099	3	.357	5
16058			min	804.902	2	267.902	2	-121.496	2	-.02	3	-.109	4	-.058	2
16059		10	max	2580.181	5	3726.334	5	132.253	4	.025	4	.097	3	.288	5
16060			min	804.902	2	267.902	2	-121.496	2	-.02	3	-.106	4	-.063	2
16061		11	max	2580.181	5	3726.334	5	132.253	4	.025	4	.095	3	.218	7
16062			min	804.902	2	267.902	2	-121.496	2	-.02	3	-.104	4	-.068	2
16063		12	max	2580.181	5	3726.334	5	132.253	4	.025	4	.092	3	.159	1
16064			min	804.902	2	267.902	2	-121.496	2	-.02	3	-.102	4	-.073	2
16065		13	max	2580.181	5	3726.334	5	132.253	4	.025	4	.09	3	.117	3
16066			min	804.902	2	267.902	2	-121.496	2	-.02	3	-.099	4	-.079	4
16067		14	max	2580.181	5	3726.334	5	132.253	4	.025	4	.088	3	.076	3
16068			min	804.902	2	267.902	2	-121.496	2	-.02	3	-.097	4	-.086	4
16069		15	max	2580.181	5	3726.334	5	132.253	4	.025	4	.086	3	.035	3
16070			min	804.902	2	267.902	2	-121.496	2	-.02	3	-.094	4	-.093	4
16071		16	max	2580.181	5	3726.334	5	132.253	4	.025	4	.084	3	-.007	3
16072			min	804.902	2	267.902	2	-121.496	2	-.02	3	-.092	4	-.152	8
16073		17	max	2580.181	5	3726.334	5	132.253	4	.025	4	.082	3	-.048	3
16074			min	804.902	2	267.902	2	-121.496	2	-.02	3	-.089	4	-.211	8
16075		18	max	2580.181	5	3726.334	5	132.253	4	.025	4	.08	3	-.089	3
16076			min	804.902	2	267.902	2	-121.496	2	-.02	3	-.087	4	-.269	8
16077		19	max	2580.181	5	3726.334	5	132.253	4	.025	4	.077	3	-.108	2
16078			min	804.902	2	267.902	2	-121.496	2	-.02	3	-.084	4	-.335	5
16079		20	max	2580.181	5	3726.334	5	132.253	4	.025	4	.075	3	-.113	2
16080			min	804.902	2	267.902	2	-121.496	2	-.02	3	-.082	4	-.404	5
16081	M409A	1	max	4324.212	8	4570.652	8	270.925	1	.064	2	.106	1	2.546	5
16082			min	1382.785	9	627.183	3	-275.139	2	-.058	1	-.115	2	.088	2
16083		2	max	4324.212	8	4570.652	8	270.925	1	.064	2	.113	1	2.418	5
16084			min	1382.785	9	627.183	3	-275.139	2	-.058	1	-.123	2	.07	2

Envelope Member Section Forces (Continued)

	Member	Sec		Axial[lb]	LC	y Shear[lb]	LC	z Shear[lb]	LC	Torque[k-...	LC	y-y Mome...	LC	z-z Mome...	LC
16085		3	max	4324.212	8	4570.652	8	270.925	1	.064	2	.121	1	2.291	5
16086			min	1382.785	9	627.183	3	-275.139	2	-.058	1	-.13	2	.053	2
16087		4	max	4324.212	8	4570.652	8	270.925	1	.064	2	.128	1	2.163	5
16088			min	1382.785	9	627.183	3	-275.139	2	-.058	1	-.138	2	.035	2
16089		5	max	4324.212	8	4570.652	8	270.925	1	.064	2	.136	1	2.036	5
16090			min	1382.785	9	627.183	3	-275.139	2	-.058	1	-.146	2	.018	2
16091		6	max	4324.212	8	4570.652	8	270.925	1	.064	2	.143	1	1.908	5
16092			min	1382.785	9	627.183	3	-275.139	2	-.058	1	-.153	2	0	2
16093		7	max	4324.212	8	4570.652	8	270.925	1	.064	2	.151	1	1.781	5
16094			min	1382.785	9	627.183	3	-275.139	2	-.058	1	-.161	2	-.017	2
16095		8	max	4324.212	8	4570.652	8	270.925	1	.064	2	.159	1	1.653	5
16096			min	1382.785	9	627.183	3	-275.139	2	-.058	1	-.169	2	-.035	2
16097		9	max	4324.212	8	4570.652	8	270.925	1	.064	2	.166	1	1.526	5
16098			min	1382.785	9	627.183	3	-275.139	2	-.058	1	-.176	2	-.052	2
16099		10	max	4324.212	8	4570.652	8	270.925	1	.064	2	.174	1	1.398	5
16100			min	1382.785	9	627.183	3	-275.139	2	-.058	1	-.184	2	-.07	2
16101		11	max	4324.212	8	4570.652	8	270.925	1	.064	2	.181	1	1.271	5
16102			min	1382.785	9	627.183	3	-275.139	2	-.058	1	-.192	2	-.087	2
16103		12	max	4324.212	8	4570.652	8	270.925	1	.064	2	.189	1	1.143	5
16104			min	1382.785	9	627.183	3	-275.139	2	-.058	1	-.199	2	-.105	2
16105		13	max	4324.212	8	4570.652	8	270.925	1	.064	2	.196	1	1.016	5
16106			min	1382.785	9	627.183	3	-275.139	2	-.058	1	-.207	2	-.123	2
16107		14	max	4324.212	8	4570.652	8	270.925	1	.064	2	.204	1	.888	5
16108			min	1382.785	9	627.183	3	-275.139	2	-.058	1	-.215	2	-.14	2
16109		15	max	4324.212	8	4570.652	8	270.925	1	.064	2	.212	1	.761	5
16110			min	1382.785	9	627.183	3	-275.139	2	-.058	1	-.222	2	-.158	2
16111		16	max	4324.212	8	4570.652	8	270.925	1	.064	2	.219	1	.633	5
16112			min	1382.785	9	627.183	3	-275.139	2	-.058	1	-.23	2	-.175	2
16113		17	max	4324.212	8	4570.652	8	270.925	1	.064	2	.227	1	.505	5
16114			min	1382.785	9	627.183	3	-275.139	2	-.058	1	-.238	2	-.193	2
16115		18	max	4324.212	8	4570.652	8	270.925	1	.064	2	.234	1	.421	1
16116			min	1382.785	9	627.183	3	-275.139	2	-.058	1	-.246	2	-.21	2
16117		19	max	4324.212	8	4570.652	8	270.925	1	.064	2	.242	1	.348	1
16118			min	1382.785	9	627.183	3	-275.139	2	-.058	1	-.253	2	-.228	2
16119		20	max	4324.212	8	4570.652	8	270.925	1	.064	2	.249	1	.276	1
16120			min	1382.785	9	627.183	3	-275.139	2	-.058	1	-.261	2	-.245	2
16121	M410A	1	max	2568.289	8	3708.828	8	220.82	2	.092	2	.212	1	.907	5
16122			min	826.806	9	375.557	2	-207.677	1	-.087	1	-.222	2	.002	2
16123		2	max	2568.289	8	3708.828	8	220.82	2	.092	2	.208	1	.838	5
16124			min	826.806	9	375.557	2	-207.677	1	-.087	1	-.218	2	-.005	2
16125		3	max	2568.289	8	3708.828	8	220.82	2	.092	2	.204	1	.769	5
16126			min	826.806	9	375.557	2	-207.677	1	-.087	1	-.213	2	-.012	2
16127		4	max	2568.289	8	3708.828	8	220.82	2	.092	2	.2	1	.7	5
16128			min	826.806	9	375.557	2	-207.677	1	-.087	1	-.209	2	-.019	2
16129		5	max	2568.289	8	3708.828	8	220.82	2	.092	2	.196	1	.631	5
16130			min	826.806	9	375.557	2	-207.677	1	-.087	1	-.205	2	-.026	2
16131		6	max	2568.289	8	3708.828	8	220.82	2	.092	2	.192	1	.563	5
16132			min	826.806	9	375.557	2	-207.677	1	-.087	1	-.201	2	-.033	2
16133		7	max	2568.289	8	3708.828	8	220.82	2	.092	2	.189	1	.494	5
16134			min	826.806	9	375.557	2	-207.677	1	-.087	1	-.197	2	-.04	2
16135		8	max	2568.289	8	3708.828	8	220.82	2	.092	2	.185	1	.425	5
16136			min	826.806	9	375.557	2	-207.677	1	-.087	1	-.193	2	-.047	2

Envelope Member Section Forces (Continued)

	Member	Sec		Axial[lb]	LC	y Shear[lb]	LC	z Shear[lb]	LC	Torque[k-...	LC	y-y Mome...	LC	z-z Mome...	LC
16137		9	max	2568.289	8	3708.828	8	220.82	2	.092	2	.181	1	.356	5
16138			min	826.806	9	375.557	2	-207.677	1	-.087	1	-.189	2	-.054	2
16139		10	max	2568.289	8	3708.828	8	220.82	2	.092	2	.177	1	.287	5
16140			min	826.806	9	375.557	2	-207.677	1	-.087	1	-.185	2	-.061	2
16141		11	max	2568.289	8	3708.828	8	220.82	2	.092	2	.173	1	.219	5
16142			min	826.806	9	375.557	2	-207.677	1	-.087	1	-.181	2	-.068	2
16143		12	max	2568.289	8	3708.828	8	220.82	2	.092	2	.169	1	.16	1
16144			min	826.806	9	375.557	2	-207.677	1	-.087	1	-.177	2	-.075	2
16145		13	max	2568.289	8	3708.828	8	220.82	2	.092	2	.165	1	.119	1
16146			min	826.806	9	375.557	2	-207.677	1	-.087	1	-.172	2	-.082	2
16147		14	max	2568.289	8	3708.828	8	220.82	2	.092	2	.162	1	.078	1
16148			min	826.806	9	375.557	2	-207.677	1	-.087	1	-.168	2	-.089	2
16149		15	max	2568.289	8	3708.828	8	220.82	2	.092	2	.158	1	.037	1
16150			min	826.806	9	375.557	2	-207.677	1	-.087	1	-.164	2	-.096	2
16151		16	max	2568.289	8	3708.828	8	220.82	2	.092	2	.154	1	-.004	1
16152			min	826.806	9	375.557	2	-207.677	1	-.087	1	-.16	2	-.152	6
16153		17	max	2568.289	8	3708.828	8	220.82	2	.092	2	.15	1	-.045	1
16154			min	826.806	9	375.557	2	-207.677	1	-.087	1	-.156	2	-.211	6
16155		18	max	2568.289	8	3708.828	8	220.82	2	.092	2	.146	1	-.086	1
16156			min	826.806	9	375.557	2	-207.677	1	-.087	1	-.152	2	-.27	6
16157		19	max	2568.289	8	3708.828	8	220.82	2	.092	2	.142	1	-.109	9
16158			min	826.806	9	375.557	2	-207.677	1	-.087	1	-.148	2	-.334	8
16159		20	max	2568.289	8	3708.828	8	220.82	2	.092	2	.138	1	-.125	3
16160			min	826.806	9	375.557	2	-207.677	1	-.087	1	-.144	2	-.402	8
16161	M411A	1	max	4301.374	8	4559.425	6	290.818	1	.061	3	.13	4	2.541	6
16162			min	1528.704	3	677.444	1	-293.895	2	-.057	1	-.14	3	.111	1
16163		2	max	4301.374	8	4559.425	6	290.818	1	.061	3	.138	4	2.414	6
16164			min	1528.704	3	677.444	1	-293.895	2	-.057	1	-.148	3	.092	1
16165		3	max	4301.374	8	4559.425	6	290.818	1	.061	3	.146	4	2.287	6
16166			min	1528.704	3	677.444	1	-293.895	2	-.057	1	-.156	3	.073	1
16167		4	max	4301.374	8	4559.425	6	290.818	1	.061	3	.153	4	2.159	6
16168			min	1528.704	3	677.444	1	-293.895	2	-.057	1	-.164	3	.054	1
16169		5	max	4301.374	8	4559.425	6	290.818	1	.061	3	.161	4	2.032	6
16170			min	1528.704	3	677.444	1	-293.895	2	-.057	1	-.171	3	.035	1
16171		6	max	4301.374	8	4559.425	6	290.818	1	.061	3	.169	4	1.905	6
16172			min	1528.704	3	677.444	1	-293.895	2	-.057	1	-.179	3	.016	1
16173		7	max	4301.374	8	4559.425	6	290.818	1	.061	3	.177	4	1.777	6
16174			min	1528.704	3	677.444	1	-293.895	2	-.057	1	-.187	3	-.003	1
16175		8	max	4301.374	8	4559.425	6	290.818	1	.061	3	.184	4	1.65	6
16176			min	1528.704	3	677.444	1	-293.895	2	-.057	1	-.195	3	-.021	1
16177		9	max	4301.374	8	4559.425	6	290.818	1	.061	3	.192	4	1.523	6
16178			min	1528.704	3	677.444	1	-293.895	2	-.057	1	-.203	3	-.04	1
16179		10	max	4301.374	8	4559.425	6	290.818	1	.061	3	.2	4	1.395	6
16180			min	1528.704	3	677.444	1	-293.895	2	-.057	1	-.211	3	-.059	1
16181		11	max	4301.374	8	4559.425	6	290.818	1	.061	3	.207	4	1.268	6
16182			min	1528.704	3	677.444	1	-293.895	2	-.057	1	-.219	3	-.078	1
16183		12	max	4301.374	8	4559.425	6	290.818	1	.061	3	.215	4	1.141	6
16184			min	1528.704	3	677.444	1	-293.895	2	-.057	1	-.226	3	-.097	1
16185		13	max	4301.374	8	4559.425	6	290.818	1	.061	3	.223	4	1.014	6
16186			min	1528.704	3	677.444	1	-293.895	2	-.057	1	-.234	3	-.116	1
16187		14	max	4301.374	8	4559.425	6	290.818	1	.061	3	.231	4	.886	6
16188			min	1528.704	3	677.444	1	-293.895	2	-.057	1	-.242	3	-.135	1

Envelope Member Section Forces (Continued)

	Member	Sec		Axial[lb]	LC	y Shear[lb]	LC	z Shear[lb]	LC	Torque[k-...	LC	y-y Mome...	LC	z-z Mome...	LC
16189		15	max	4301.374	8	4559.425	6	290.818	1	.061	3	.238	4	.759	6
16190			min	1528.704	3	677.444	1	-293.895	2	-.057	1	-.25	3	-.154	1
16191		16	max	4301.374	8	4559.425	6	290.818	1	.061	3	.246	4	.632	6
16192			min	1528.704	3	677.444	1	-293.895	2	-.057	1	-.258	3	-.173	1
16193		17	max	4301.374	8	4559.425	6	290.818	1	.061	3	.254	4	.504	6
16194			min	1528.704	3	677.444	1	-293.895	2	-.057	1	-.266	3	-.192	1
16195		18	max	4301.374	8	4559.425	6	290.818	1	.061	3	.261	4	.421	2
16196			min	1528.704	3	677.444	1	-293.895	2	-.057	1	-.273	3	-.211	1
16197		19	max	4301.374	8	4559.425	6	290.818	1	.061	3	.269	4	.35	2
16198			min	1528.704	3	677.444	1	-293.895	2	-.057	1	-.281	3	-.23	1
16199		20	max	4301.374	8	4559.425	6	290.818	1	.061	3	.277	4	.279	2
16200			min	1528.704	3	677.444	1	-293.895	2	-.057	1	-.289	3	-.248	1
16201	M412A	1	max	2554.529	8	3699.11	8	250.135	3	.094	2	.234	4	.904	6
16202			min	936.239	3	424.592	1	-236.207	4	-.09	1	-.245	3	.013	1
16203		2	max	2554.529	8	3699.11	8	250.135	3	.094	2	.23	4	.836	6
16204			min	936.239	3	424.592	1	-236.207	4	-.09	1	-.24	3	.005	1
16205		3	max	2554.529	8	3699.11	8	250.135	3	.094	2	.226	4	.767	6
16206			min	936.239	3	424.592	1	-236.207	4	-.09	1	-.236	3	-.003	1
16207		4	max	2554.529	8	3699.11	8	250.135	3	.094	2	.221	4	.698	6
16208			min	936.239	3	424.592	1	-236.207	4	-.09	1	-.231	3	-.011	1
16209		5	max	2554.529	8	3699.11	8	250.135	3	.094	2	.217	4	.63	6
16210			min	936.239	3	424.592	1	-236.207	4	-.09	1	-.226	3	-.019	1
16211		6	max	2554.529	8	3699.11	8	250.135	3	.094	2	.212	4	.561	6
16212			min	936.239	3	424.592	1	-236.207	4	-.09	1	-.222	3	-.026	1
16213		7	max	2554.529	8	3699.11	8	250.135	3	.094	2	.208	4	.492	6
16214			min	936.239	3	424.592	1	-236.207	4	-.09	1	-.217	3	-.034	1
16215		8	max	2554.529	8	3699.11	8	250.135	3	.094	2	.204	4	.424	6
16216			min	936.239	3	424.592	1	-236.207	4	-.09	1	-.212	3	-.042	1
16217		9	max	2554.529	8	3699.11	8	250.135	3	.094	2	.199	4	.355	6
16218			min	936.239	3	424.592	1	-236.207	4	-.09	1	-.208	3	-.05	1
16219		10	max	2554.529	8	3699.11	8	250.135	3	.094	2	.195	4	.286	6
16220			min	936.239	3	424.592	1	-236.207	4	-.09	1	-.203	3	-.058	1
16221		11	max	2554.529	8	3699.11	8	250.135	3	.094	2	.19	4	.218	6
16222			min	936.239	3	424.592	1	-236.207	4	-.09	1	-.199	3	-.066	1
16223		12	max	2554.529	8	3699.11	8	250.135	3	.094	2	.186	4	.159	2
16224			min	936.239	3	424.592	1	-236.207	4	-.09	1	-.194	3	-.074	1
16225		13	max	2554.529	8	3699.11	8	250.135	3	.094	2	.182	4	.119	2
16226			min	936.239	3	424.592	1	-236.207	4	-.09	1	-.189	3	-.082	1
16227		14	max	2554.529	8	3699.11	8	250.135	3	.094	2	.177	4	.079	2
16228			min	936.239	3	424.592	1	-236.207	4	-.09	1	-.185	3	-.089	1
16229		15	max	2554.529	8	3699.11	8	250.135	3	.094	2	.173	4	.039	2
16230			min	936.239	3	424.592	1	-236.207	4	-.09	1	-.18	3	-.097	1
16231		16	max	2554.529	8	3699.11	8	250.135	3	.094	2	.169	4	-.001	2
16232			min	936.239	3	424.592	1	-236.207	4	-.09	1	-.175	3	-.152	5
16233		17	max	2554.529	8	3699.11	8	250.135	3	.094	2	.164	4	-.042	2
16234			min	936.239	3	424.592	1	-236.207	4	-.09	1	-.171	3	-.211	5
16235		18	max	2554.529	8	3699.11	8	250.135	3	.094	2	.16	4	-.082	2
16236			min	936.239	3	424.592	1	-236.207	4	-.09	1	-.166	3	-.27	5
16237		19	max	2554.529	8	3699.11	8	250.135	3	.094	2	.155	1	-.122	2
16238			min	936.239	3	424.592	1	-236.207	4	-.09	1	-.161	3	-.332	8
16239		20	max	2554.529	8	3699.11	8	250.135	3	.094	2	.151	1	-.132	3
16240			min	936.239	3	424.592	1	-236.207	4	-.09	1	-.157	2	-.4	8

Envelope Member Section Forces (Continued)

	Member	Sec		Axial[lb]	LC	y Shear[lb]	LC	z Shear[lb]	LC	Torque[k-...	LC	y-y Mome...	LC	z-z Mome...	LC
16241	M413A	1	max	529.738	1	-.378	3	53.431	3	0	1	.06	1	-.01	2
16242			min	-1139.794	2	-9.492	4	-82.679	4	-.013	6	-.052	2	-.049	8
16243		2	max	529.738	1	-1.027	3	53.431	3	0	1	.056	1	-.009	2
16244			min	-1139.794	2	-10.237	8	-82.679	4	-.013	6	-.054	2	-.047	5
16245		3	max	529.449	1	4.942	3	46.75	2	0	9	.049	1	-.009	2
16246			min	-1139.624	2	-9.606	4	-44.322	1	-.006	8	-.048	2	-.046	5
16247		4	max	529.449	1	4.292	3	44.797	2	0	9	.039	1	-.008	2
16248			min	-1139.624	2	-10.255	4	-42.369	1	-.006	8	-.038	2	-.045	5
16249		5	max	529.449	1	3.643	3	42.844	2	0	9	.031	1	-.008	2
16250			min	-1139.624	2	-10.904	4	-40.416	1	-.006	8	-.029	2	-.044	5
16251		6	max	529.449	1	2.994	3	40.891	2	0	9	.022	1	-.008	2
16252			min	-1139.624	2	-11.553	4	-38.463	1	-.006	8	-.02	2	-.042	5
16253		7	max	529.449	1	2.345	3	38.937	2	0	9	.016	4	-.007	2
16254			min	-1139.624	2	-13.366	8	-36.509	1	-.006	8	-.013	3	-.04	5
16255		8	max	528.825	1	10.07	3	30.219	2	.006	3	.01	4	-.006	4
16256			min	-1138.992	2	-12.558	4	-31.006	1	-.004	4	-.007	3	-.038	5
16257		9	max	528.825	1	9.421	3	28.266	2	.006	3	.007	4	-.003	4
16258			min	-1138.992	2	-13.207	4	-29.052	1	-.004	4	-.004	3	-.037	7
16259		10	max	528.825	1	8.771	3	26.313	2	.006	3	.008	2	0	4
16260			min	-1138.992	2	-13.856	4	-27.099	1	-.004	4	-.005	1	-.036	7
16261		11	max	528.825	1	8.122	3	24.36	2	.006	3	.013	2	.003	4
16262			min	-1138.992	2	-14.506	4	-25.146	1	-.004	4	-.011	1	-.035	7
16263		12	max	528.825	1	7.473	3	22.407	2	.006	3	.018	2	.006	4
16264			min	-1138.992	2	-15.155	4	-23.193	1	-.004	4	-.016	1	-.033	7
16265		13	max	528.825	1	6.824	3	20.454	2	.006	3	.022	2	.009	4
16266			min	-1138.992	2	-17.266	8	-21.24	1	-.004	4	-.02	1	-.031	7
16267		14	max	528.306	1	11.927	3	18.588	3	.014	7	.024	2	.012	4
16268			min	-1138.454	2	-14.208	4	-21.974	4	-.002	4	-.023	1	-.029	7
16269		15	max	528.306	1	11.278	3	18.588	3	.014	7	.025	2	.015	4
16270			min	-1138.454	2	-14.857	4	-21.974	4	-.002	4	-.024	1	-.031	3
16271		16	max	528.306	1	10.629	3	18.588	3	.014	7	.026	2	.019	4
16272			min	-1138.454	2	-15.506	4	-21.974	4	-.002	4	-.026	1	-.033	3
16273		17	max	528.306	1	9.98	3	18.588	3	.014	7	.026	2	.022	4
16274			min	-1138.454	2	-17.277	8	-21.974	4	-.002	4	-.027	1	-.035	3
16275		18	max	528.306	1	9.33	3	18.588	3	.014	7	.03	3	.026	4
16276			min	-1138.454	2	-19.516	8	-21.974	4	-.002	4	-.031	4	-.037	3
16277		19	max	528.263	1	12.163	3	135.88	3	.021	6	.041	3	.029	4
16278			min	-1138.3	2	-14.513	8	-104.964	4	-.003	1	-.041	4	-.04	3
16279		20	max	528.263	1	11.514	3	135.88	3	.021	6	.07	3	.032	4
16280			min	-1138.3	2	-16.752	8	-104.964	4	-.003	1	-.063	4	-.042	3
16281	M414	1	max	239.162	1	59.359	7	95.232	2	-.003	2	.063	1	.051	3
16282			min	-2407.254	6	-10.697	4	-67.139	1	-.03	5	-.065	2	-.032	4
16283		2	max	239.162	1	57.119	7	93.278	2	-.003	2	.049	1	.042	3
16284			min	-2407.254	6	-11.346	4	-65.186	1	-.03	5	-.045	2	-.029	4
16285		3	max	239.451	1	36	7	30.981	2	-.002	2	.04	1	.034	3
16286			min	-2407.319	6	-14.798	4	-34.465	1	-.013	5	-.034	2	-.026	4
16287		4	max	239.451	1	33.76	7	29.028	2	-.002	2	.032	1	.027	3
16288			min	-2407.319	6	-15.448	4	-32.512	1	-.013	5	-.027	2	-.023	4
16289		5	max	239.451	1	32.213	3	27.075	2	-.002	2	.026	1	.02	3
16290			min	-2407.319	6	-16.097	4	-30.558	1	-.013	5	-.021	2	-.02	4
16291		6	max	239.451	1	31.563	3	25.122	2	-.002	2	.02	4	.014	3
16292			min	-2407.319	6	-16.746	4	-28.605	1	-.013	5	-.016	3	-.016	4

Envelope Member Section Forces (Continued)

	Member	Sec		Axial[lb]	LC	y Shear[lb]	LC	z Shear[lb]	LC	Torque[k-...	LC	y-y Mome...	LC	z-z Mome...	LC
16293		7	max	239.451	1	30.914	3	23.168	2	-.002	2	.015	4	.007	3
16294			min	-2407.319	6	-17.395	4	-26.652	1	-.013	5	-.012	3	-.014	8
16295		8	max	240.075	1	20.063	3	27.567	2	.006	3	.013	4	.002	2
16296			min	-2407.44	6	-20.091	4	-28.397	1	-.004	4	-.011	3	-.016	8
16297		9	max	240.075	1	19.413	3	25.614	2	.006	3	.009	4	0	2
16298			min	-2407.44	6	-20.74	4	-26.443	1	-.004	4	-.007	3	-.015	5
16299		10	max	240.075	1	18.764	3	23.66	2	.006	3	.005	6	0	4
16300			min	-2407.44	6	-21.389	4	-24.49	1	-.004	4	-.003	1	-.014	7
16301		11	max	240.075	1	18.115	3	22.6	3	.006	3	.009	2	.005	4
16302			min	-2407.44	6	-22.039	4	-22.981	4	-.004	4	-.008	1	-.014	7
16303		12	max	240.075	1	17.466	3	22.6	3	.006	3	.014	2	.009	4
16304			min	-2407.44	6	-22.688	4	-22.981	4	-.004	4	-.012	1	-.015	3
16305		13	max	240.075	1	16.816	3	22.6	3	.006	3	.018	2	.014	4
16306			min	-2407.44	6	-23.337	4	-22.981	4	-.004	4	-.016	1	-.019	3
16307		14	max	240.594	1	8.951	3	29.845	2	.02	5	.023	2	.02	4
16308			min	-2407.505	6	-36.454	8	-26.792	1	0	2	-.021	1	-.021	3
16309		15	max	240.594	1	8.302	3	27.892	2	.02	5	.029	2	.026	4
16310			min	-2407.505	6	-38.694	8	-24.839	1	0	2	-.027	1	-.023	3
16311		16	max	240.594	1	7.653	3	25.939	2	.02	5	.035	2	.032	4
16312			min	-2407.505	6	-40.934	8	-22.885	1	0	2	-.032	1	-.025	3
16313		17	max	240.594	1	7.003	3	23.985	2	.02	5	.04	2	.039	4
16314			min	-2407.505	6	-43.173	8	-20.932	1	0	2	-.036	1	-.026	3
16315		18	max	240.594	1	6.354	3	22.032	2	.02	5	.045	2	.045	4
16316			min	-2407.505	6	-45.413	8	-18.979	1	0	2	-.041	1	-.028	3
16317		19	max	240.637	1	.702	3	67.116	4	.036	5	.05	2	.052	4
16318			min	-2407.482	6	-65.102	8	-98.595	3	-.002	2	-.047	1	-.029	3
16319		20	max	240.637	1	.053	3	67.116	4	.036	5	.06	2	.061	8
16320			min	-2407.482	6	-67.341	8	-98.595	3	-.002	2	-.063	1	-.029	3
16321	M415	1	max	459.724	3	.343	2	82.818	2	-.003	3	.079	1	-.012	2
16322			min	-1069.706	4	-10.257	1	-112.074	1	-.013	8	-.071	2	-.049	5
16323		2	max	459.724	3	-.306	2	82.818	2	-.003	3	.056	1	-.012	2
16324			min	-1069.706	4	-10.907	1	-112.074	1	-.013	8	-.053	2	-.047	5
16325		3	max	459.823	3	5.814	2	26.964	2	0	4	.041	1	-.011	10
16326			min	-1069.797	4	-10.521	1	-24.582	1	-.006	9	-.041	2	-.046	5
16327		4	max	459.823	3	5.164	2	26.964	2	0	4	.036	1	-.011	10
16328			min	-1069.797	4	-11.171	1	-24.582	1	-.006	9	-.035	2	-.044	5
16329		5	max	459.823	3	4.515	2	26.964	2	0	4	.031	1	-.01	10
16330			min	-1069.797	4	-11.82	1	-24.582	1	-.006	9	-.03	2	-.043	7
16331		6	max	459.823	3	3.866	2	26.964	2	0	4	.026	1	-.009	10
16332			min	-1069.797	4	-12.469	1	-24.582	1	-.006	9	-.024	2	-.041	7
16333		7	max	459.823	3	3.217	2	26.964	2	0	4	.023	4	-.007	10
16334			min	-1069.797	4	-13.506	5	-24.582	1	-.006	9	-.021	3	-.039	7
16335		8	max	460.309	3	11.362	2	21.339	2	.007	2	.021	4	-.006	1
16336			min	-1070.303	4	-13.886	1	-21.822	1	-.004	1	-.018	3	-.037	7
16337		9	max	460.309	3	10.713	2	21.339	2	.007	2	.017	4	-.003	1
16338			min	-1070.303	4	-14.536	1	-21.822	1	-.004	1	-.014	3	-.037	6
16339		10	max	460.309	3	10.064	2	22.165	3	.007	2	.012	4	0	1
16340			min	-1070.303	4	-15.185	1	-22.2	4	-.004	1	-.01	3	-.036	6
16341		11	max	460.309	3	9.415	2	24.118	3	.007	2	.007	4	.004	1
16342			min	-1070.303	4	-15.834	1	-24.153	4	-.004	1	-.005	3	-.035	6
16343		12	max	460.309	3	8.765	2	26.071	3	.007	2	.008	2	.007	1
16344			min	-1070.303	4	-16.483	1	-26.106	4	-.004	1	-.005	1	-.033	6

Envelope Member Section Forces (Continued)

	Member	Sec		Axial[lb]	LC	y Shear[lb]	LC	z Shear[lb]	LC	Torque[k-...	LC	y-y Mome...	LC	z-z Mome...	LC
16345		13	max	460.309	3	8.116	2	28.024	3	.007	2	.012	2	.011	1
16346			min	-1070.303	4	-17.489	5	-28.06	4	-.004	1	-.01	1	-.031	6
16347		14	max	460.875	3	13.748	2	37.487	3	.014	6	.02	2	.014	1
16348			min	-1070.903	4	-16.005	1	-40.957	4	-.003	1	-.018	1	-.03	2
16349		15	max	460.875	3	13.099	2	39.44	3	.014	6	.025	2	.018	1
16350			min	-1070.903	4	-16.655	1	-42.91	4	-.003	1	-.024	1	-.033	2
16351		16	max	460.875	3	12.45	2	41.393	3	.014	6	.03	2	.021	1
16352			min	-1070.903	4	-17.304	1	-44.863	4	-.003	1	-.03	1	-.036	2
16353		17	max	460.875	3	11.801	2	43.346	3	.014	6	.039	3	.025	1
16354			min	-1070.903	4	-17.953	1	-46.816	4	-.003	1	-.039	4	-.038	2
16355		18	max	460.875	3	11.152	2	45.299	3	.014	6	.048	3	.029	1
16356			min	-1070.903	4	-19.842	5	-48.769	4	-.003	1	-.049	4	-.041	2
16357		19	max	461.045	3	14.579	2	128.678	2	.022	8	.058	3	.033	1
16358			min	-1071.091	4	-16.392	1	-97.789	1	-.006	3	-.059	4	-.043	2
16359		20	max	461.045	3	13.93	2	128.678	2	.022	8	.08	2	.037	1
16360			min	-1071.091	4	-17.19	5	-97.789	1	-.006	3	-.074	1	-.046	2
16361	M416	1	max	140.332	3	59.723	6	59.044	1	-.002	4	.044	4	.055	2
16362			min	-2389.366	8	-12.749	1	-30.75	2	-.031	7	-.046	3	-.035	1
16363		2	max	140.332	3	57.483	6	59.044	1	-.002	4	.044	4	.045	2
16364			min	-2389.366	8	-13.398	1	-30.75	2	-.031	7	-.04	3	-.032	1
16365		3	max	140.233	3	36.315	6	24.594	2	0	4	.044	1	.037	2
16366			min	-2389.384	8	-16.728	1	-27.976	1	-.014	7	-.038	2	-.029	1
16367		4	max	140.233	3	34.717	2	24.594	2	0	4	.038	1	.029	2
16368			min	-2389.384	8	-17.378	1	-27.976	1	-.014	7	-.033	2	-.025	1
16369		5	max	140.233	3	34.068	2	24.594	2	0	4	.033	4	.022	2
16370			min	-2389.384	8	-18.027	1	-27.976	1	-.014	7	-.029	3	-.022	1
16371		6	max	140.233	3	33.419	2	24.594	2	0	4	.028	4	.015	10
16372			min	-2389.384	8	-18.676	1	-27.976	1	-.014	7	-.025	3	-.018	1
16373		7	max	140.233	3	32.769	2	24.594	2	0	4	.023	4	.011	10
16374			min	-2389.384	8	-19.325	1	-27.976	1	-.014	7	-.021	3	-.014	5
16375		8	max	139.746	3	21.496	2	29.901	2	.006	2	.018	4	.008	10
16376			min	-2389.291	8	-21.629	1	-30.425	1	-.004	1	-.017	3	-.016	5
16377		9	max	139.746	3	20.846	2	29.901	2	.006	2	.014	4	.006	10
16378			min	-2389.291	8	-22.278	1	-30.425	1	-.004	1	-.012	3	-.015	5
16379		10	max	139.746	3	20.197	2	29.901	2	.006	2	.009	4	.005	10
16380			min	-2389.291	8	-22.928	1	-30.425	1	-.004	1	-.008	3	-.014	6
16381		11	max	139.746	3	19.548	2	29.901	2	.006	2	.005	8	.005	1
16382			min	-2389.291	8	-23.577	1	-30.425	1	-.004	1	-.003	3	-.014	6
16383		12	max	139.746	3	18.899	2	29.901	2	.006	2	.01	2	.01	1
16384			min	-2389.291	8	-24.226	1	-30.425	1	-.004	1	-.009	1	-.016	2
16385		13	max	139.746	3	18.249	2	29.901	2	.006	2	.017	2	.015	1
16386			min	-2389.291	8	-24.875	1	-30.425	1	-.004	1	-.015	1	-.02	2
16387		14	max	139.181	3	9.967	2	27.262	2	.02	6	.019	2	.021	1
16388			min	-2389.145	8	-36.605	5	-24.617	1	0	1	-.017	1	-.022	2
16389		15	max	139.181	3	9.318	2	27.262	2	.02	6	.025	2	.027	1
16390			min	-2389.145	8	-38.845	5	-24.617	1	0	1	-.022	1	-.024	2
16391		16	max	139.181	3	8.669	2	27.262	2	.02	6	.031	2	.034	1
16392			min	-2389.145	8	-41.085	5	-24.617	1	0	1	-.028	1	-.026	2
16393		17	max	139.181	3	8.02	2	29.021	3	.02	6	.036	2	.041	1
16394			min	-2389.145	8	-43.325	5	-26.232	4	0	1	-.033	1	-.028	2
16395		18	max	139.181	3	7.37	2	30.974	3	.02	6	.042	2	.047	1
16396			min	-2389.145	8	-45.565	5	-28.185	4	0	1	-.038	1	-.03	2

Envelope Member Section Forces (Continued)

	Member	Sec		Axial[lb]	LC	y Shear[lb]	LC	z Shear[lb]	LC	Torque[k-...	LC	y-y Mome...	LC	z-z Mome...	LC
16397		19	max	139.011	3	1.23	2	44.963	1	.036	7	.043	3	.054	1
16398			min	-2389.08	8	-65.144	5	-76.397	2	0	4	-.039	4	-.031	2
16399		20	max	139.011	3	.581	2	44.963	1	.036	7	.046	3	.063	1
16400			min	-2389.08	8	-67.384	5	-76.397	2	0	4	-.049	4	-.031	2
16401	M417	1	max	259.044	4	58.42	5	134.71	2	-.003	3	.089	1	.042	1
16402			min	-2411.9	7	-5.667	2	-105.904	1	-.03	8	-.092	2	-.022	2
16403		2	max	259.044	4	56.18	5	134.71	2	-.003	3	.067	1	.034	1
16404			min	-2411.9	7	-6.317	2	-105.904	1	-.03	8	-.063	2	-.021	2
16405		3	max	259.269	4	34.991	5	29.929	2	-.002	3	.052	1	.027	1
16406			min	-2411.96	7	-9.405	2	-33.339	1	-.013	8	-.046	2	-.019	2
16407		4	max	259.269	4	32.751	5	29.929	2	-.002	3	.045	1	.021	1
16408			min	-2411.96	7	-10.054	2	-33.339	1	-.013	8	-.04	2	-.017	2
16409		5	max	259.269	4	30.512	5	29.929	2	-.002	3	.038	1	.016	1
16410			min	-2411.96	7	-10.703	2	-33.339	1	-.013	8	-.034	2	-.015	2
16411		6	max	259.269	4	28.272	5	29.929	2	-.002	3	.031	1	.01	1
16412			min	-2411.96	7	-11.352	2	-33.339	1	-.013	8	-.027	2	-.013	2
16413		7	max	259.269	4	26.032	5	29.929	2	-.002	3	.024	1	.006	3
16414			min	-2411.96	7	-12.002	2	-33.339	1	-.013	8	-.021	2	-.013	6
16415		8	max	259.723	4	15.37	1	25.819	2	.005	1	.015	1	.003	3
16416			min	-2412.052	7	-15.417	2	-26.337	1	-.006	9	-.013	2	-.016	8
16417		9	max	259.723	4	14.72	1	25.819	2	.005	1	.009	1	.001	3
16418			min	-2412.052	7	-16.066	2	-26.337	1	-.006	9	-.007	2	-.015	8
16419		10	max	259.723	4	14.071	1	25.819	2	.005	1	.005	3	.002	10
16420			min	-2412.052	7	-16.715	2	-26.337	1	-.006	9	-.004	4	-.014	8
16421		11	max	259.723	4	13.422	1	25.819	2	.005	1	.009	3	.004	10
16422			min	-2412.052	7	-17.364	2	-26.337	1	-.006	9	-.007	4	-.014	5
16423		12	max	259.723	4	12.773	1	25.819	2	.005	1	.011	3	.007	10
16424			min	-2412.052	7	-18.014	2	-26.337	1	-.006	9	-.01	4	-.013	5
16425		13	max	259.723	4	12.123	1	25.819	2	.005	1	.015	2	.011	2
16426			min	-2412.052	7	-18.663	2	-26.337	1	-.006	9	-.013	1	-.015	1
16427		14	max	260.07	4	5.185	1	37.204	2	.02	8	.024	2	.015	2
16428			min	-2412.088	7	-35.718	6	-34.653	1	0	3	-.022	1	-.017	1
16429		15	max	260.07	4	4.536	1	37.204	2	.02	8	.032	2	.021	2
16430			min	-2412.088	7	-37.958	6	-34.653	1	0	3	-.03	1	-.018	1
16431		16	max	260.07	4	3.887	1	37.204	2	.02	8	.04	2	.026	2
16432			min	-2412.088	7	-40.198	6	-34.653	1	0	3	-.037	1	-.019	1
16433		17	max	260.07	4	3.238	1	37.204	2	.02	8	.048	2	.032	2
16434			min	-2412.088	7	-42.438	6	-34.653	1	0	3	-.044	1	-.019	1
16435		18	max	260.07	4	2.588	1	37.204	2	.02	8	.056	2	.037	2
16436			min	-2412.088	7	-44.677	6	-34.653	1	0	3	-.052	1	-.02	1
16437		19	max	260.056	4	-1.801	1	167.498	2	.036	8	.071	2	.045	6
16438			min	-2412.059	7	-64.593	6	-199.804	1	-.003	3	-.068	1	-.02	1
16439		20	max	260.056	4	-2.45	1	167.498	2	.036	8	.107	2	.059	6
16440			min	-2412.059	7	-66.832	6	-199.804	1	-.003	3	-.11	1	-.02	1
16441	M418	1	max	516.236	4	-2.5	3	41.228	1	-.003	4	.047	4	-.008	3
16442			min	-1126.577	3	-8.834	9	-70.969	2	-.014	9	-.039	3	-.049	8
16443		2	max	516.236	4	-3.15	3	41.228	1	-.003	4	.048	1	-.008	3
16444			min	-1126.577	3	-9.566	6	-70.969	2	-.014	9	-.046	2	-.047	8
16445		3	max	516.011	4	1.929	1	39.921	3	0	1	.05	1	-.007	3
16446			min	-1126.43	3	-6.572	2	-37.427	4	-.011	9	-.049	2	-.046	8
16447		4	max	516.011	4	1.28	1	37.968	3	0	1	.043	1	-.007	3
16448			min	-1126.43	3	-7.221	2	-35.473	4	-.011	9	-.042	2	-.045	8

Envelope Member Section Forces (Continued)

	Member	Sec		Axial[lb]	LC	y Shear[lb]	LC	z Shear[lb]	LC	Torque[k-...	LC	y-y Mome...	LC	z-z Mome...	LC
16449		5	max	516.011	4	.631	1	36.015	3	0	1	.036	1	-.007	3
16450			min	-1126.43	3	-8.316	6	-33.52	4	-.011	9	-.035	2	-.044	8
16451		6	max	516.011	4	-.018	1	34.062	3	0	1	.03	1	-.006	3
16452			min	-1126.43	3	-10.555	6	-31.567	4	-.011	9	-.028	2	-.042	8
16453		7	max	516.011	4	-.668	1	33.182	2	0	1	.023	1	-.006	3
16454			min	-1126.43	3	-12.795	6	-30.782	1	-.011	9	-.021	2	-.04	8
16455		8	max	515.557	4	6.339	1	36.93	2	.007	1	.02	1	-.005	3
16456			min	-1125.968	3	-8.826	2	-37.421	1	-.008	9	-.017	2	-.038	8
16457		9	max	515.557	4	5.69	1	36.93	2	.007	1	.012	1	-.005	2
16458			min	-1125.968	3	-9.475	2	-37.421	1	-.008	9	-.009	2	-.037	8
16459		10	max	515.557	4	5.041	1	36.93	2	.007	1	.009	3	-.003	2
16460			min	-1125.968	3	-10.125	2	-37.421	1	-.008	9	-.006	4	-.035	5
16461		11	max	515.557	4	4.392	1	36.93	2	.007	1	.013	3	0	2
16462			min	-1125.968	3	-12.086	6	-37.421	1	-.008	9	-.01	4	-.034	5
16463		12	max	515.557	4	3.743	1	36.93	2	.007	1	.016	3	.002	2
16464			min	-1125.968	3	-14.325	6	-37.421	1	-.008	9	-.014	4	-.032	5
16465		13	max	515.557	4	3.093	1	36.93	2	.007	1	.022	2	.004	2
16466			min	-1125.968	3	-16.565	6	-37.421	1	-.008	9	-.02	1	-.03	5
16467		14	max	515.21	4	7.17	1	25.981	2	.014	5	.025	2	.007	2
16468			min	-1125.601	3	-9.665	6	-29.497	1	-.005	9	-.023	1	-.028	5
16469		15	max	515.21	4	6.521	1	25.981	2	.014	5	.03	2	.009	2
16470			min	-1125.601	3	-11.905	6	-29.497	1	-.005	9	-.029	1	-.027	5
16471		16	max	515.21	4	5.872	1	25.981	2	.014	5	.036	2	.011	2
16472			min	-1125.601	3	-14.144	6	-29.497	1	-.005	9	-.035	1	-.025	1
16473		17	max	515.21	4	5.223	1	25.981	2	.014	5	.041	2	.013	2
16474			min	-1125.601	3	-16.384	6	-29.497	1	-.005	9	-.042	1	-.027	1
16475		18	max	515.21	4	4.573	1	25.981	2	.014	5	.047	2	.016	2
16476			min	-1125.601	3	-18.624	6	-29.497	1	-.005	9	-.048	1	-.028	1
16477		19	max	515.224	4	6.031	1	135.042	1	.021	7	.044	2	.018	2
16478			min	-1125.483	3	-13.343	6	-103.671	2	-.005	4	-.045	1	-.029	1
16479		20	max	515.224	4	5.382	1	135.042	1	.021	7	.022	2	.02	2
16480			min	-1125.483	3	-15.583	6	-103.671	2	-.005	4	-.016	1	-.03	1
16481	M419	1	max	602.96	2	-1.79	9	57.432	4	.01	9	.052	1	-.009	9
16482			min	-1212.969	1	-15.643	10	-87.132	3	-.012	7	-.043	2	-.052	10
16483		2	max	602.96	2	-2.439	9	57.432	4	.01	9	.045	1	-.008	9
16484			min	-1212.969	1	-16.292	10	-87.132	3	-.012	7	-.042	2	-.049	10
16485		3	max	603.118	2	2.054	4	24.372	3	.011	9	.041	1	-.008	9
16486			min	-1213.08	1	-8.962	10	-21.852	4	-.008	2	-.041	2	-.046	10
16487		4	max	603.118	2	1.404	4	24.372	3	.011	9	.039	1	-.008	9
16488			min	-1213.08	1	-9.611	10	-21.852	4	-.008	2	-.038	2	-.045	6
16489		5	max	603.118	2	.755	4	24.372	3	.011	9	.036	1	-.008	9
16490			min	-1213.08	1	-10.26	10	-21.852	4	-.008	2	-.035	2	-.044	6
16491		6	max	603.118	2	.106	4	24.372	3	.011	9	.033	1	-.008	9
16492			min	-1213.08	1	-10.909	10	-21.852	4	-.008	2	-.032	2	-.042	6
16493		7	max	603.118	2	-.543	4	24.372	3	.011	9	.03	1	-.008	1
16494			min	-1213.08	1	-12.823	7	-21.852	4	-.008	2	-.028	2	-.04	6
16495		8	max	603.794	2	5.642	4	28.881	3	.013	9	.026	1	-.007	1
16496			min	-1213.783	1	-8.141	3	-29.19	4	-.007	2	-.024	2	-.037	6
16497		9	max	603.794	2	4.993	4	28.881	3	.013	9	.021	1	-.006	1
16498			min	-1213.783	1	-8.791	3	-29.19	4	-.007	2	-.018	2	-.037	6
16499		10	max	603.794	2	4.344	4	30.344	2	.013	9	.014	1	-.005	1
16500			min	-1213.783	1	-9.723	7	-30.321	1	-.007	2	-.012	2	-.035	6

Envelope Member Section Forces (Continued)

	Member	Sec		Axial[lb]	LC	y Shear[lb]	LC	z Shear[lb]	LC	Torque[k-...	LC	y-y Mome...	LC	z-z Mome...	LC
16501		11	max	603.794	2	3.694	4	32.298	2	.013	9	.008	1	-.003	3
16502			min	-1213.783	1	-11.963	7	-32.275	1	-.007	2	-.005	2	-.034	6
16503		12	max	603.794	2	3.045	4	34.251	2	.013	9	.011	3	-.001	3
16504			min	-1213.783	1	-14.203	7	-34.228	1	-.007	2	-.008	4	-.032	10
16505		13	max	603.794	2	2.396	4	36.204	2	.013	9	.017	3	.001	3
16506			min	-1213.783	1	-16.442	7	-36.181	1	-.007	2	-.014	4	-.03	10
16507		14	max	604.548	2	6.243	4	49.919	2	.016	9	.018	3	.003	3
16508			min	-1214.594	1	-9.491	7	-53.598	1	-.007	2	-.016	4	-.03	10
16509		15	max	604.548	2	5.594	4	51.872	2	.016	9	.029	2	.005	3
16510			min	-1214.594	1	-11.731	7	-55.552	1	-.007	2	-.028	1	-.03	10
16511		16	max	604.548	2	4.945	4	53.825	2	.016	9	.04	2	.007	3
16512			min	-1214.594	1	-13.971	7	-57.505	1	-.007	2	-.04	1	-.03	10
16513		17	max	604.548	2	4.295	4	55.778	2	.016	9	.052	2	.009	3
16514			min	-1214.594	1	-16.21	7	-59.458	1	-.007	2	-.052	1	-.03	10
16515		18	max	604.548	2	3.646	4	57.731	2	.016	9	.064	2	.012	3
16516			min	-1214.594	1	-18.45	7	-61.411	1	-.007	2	-.065	1	-.03	10
16517		19	max	604.736	2	5.475	4	104.201	4	.025	1	.078	2	.014	3
16518			min	-1214.878	1	-13.239	7	-73.155	3	-.011	2	-.078	1	-.03	10
16519		20	max	604.736	2	4.826	4	104.201	4	.025	1	.099	2	.015	3
16520			min	-1214.878	1	-15.478	7	-74.774	1	-.011	2	-.094	1	-.031	10
16521	M420	1	max	337.076	2	57.731	8	135.282	3	-.002	1	.078	4	.037	8
16522			min	-2426.039	5	-1.77	3	-106.451	4	-.03	6	-.08	3	-.018	3
16523		2	max	337.076	2	55.491	8	135.282	3	-.002	1	.061	1	.03	4
16524			min	-2426.039	5	-2.419	3	-106.451	4	-.03	6	-.057	2	-.017	3
16525		3	max	336.918	2	34.41	8	23.92	2	.003	9	.057	1	.024	4
16526			min	-2426.053	5	-6.162	3	-27.865	1	-.014	6	-.052	2	-.016	3
16527		4	max	336.918	2	32.17	8	25.873	2	.003	9	.051	1	.019	4
16528			min	-2426.053	5	-6.811	3	-29.818	1	-.014	6	-.046	2	-.015	3
16529		5	max	336.918	2	29.93	8	27.826	2	.003	9	.045	1	.014	4
16530			min	-2426.053	5	-7.461	3	-31.771	1	-.014	6	-.041	2	-.015	10
16531		6	max	336.918	2	27.69	8	29.78	2	.003	9	.038	1	.009	4
16532			min	-2426.053	5	-8.11	3	-33.725	1	-.014	6	-.035	2	-.017	10
16533		7	max	336.918	2	25.451	8	31.733	2	.003	9	.03	1	.004	4
16534			min	-2426.053	5	-8.759	3	-35.678	1	-.014	6	-.028	2	-.02	10
16535		8	max	336.242	2	12.864	4	28.668	2	.009	9	.024	1	0	1
16536			min	-2425.928	5	-12.997	3	-28.689	1	-.004	3	-.022	2	-.021	10
16537		9	max	336.242	2	12.215	4	30.621	2	.009	9	.017	1	0	1
16538			min	-2425.928	5	-13.646	3	-30.642	1	-.004	3	-.016	2	-.021	10
16539		10	max	336.242	2	11.566	4	32.575	2	.009	9	.011	1	-.001	1
16540			min	-2425.928	5	-14.296	3	-32.596	1	-.004	3	-.009	2	-.021	10
16541		11	max	336.242	2	10.917	4	34.528	2	.009	9	.005	5	.001	3
16542			min	-2425.928	5	-14.945	3	-34.549	1	-.004	3	-.002	2	-.021	10
16543		12	max	336.242	2	10.267	4	36.481	2	.009	9	.007	3	.004	3
16544			min	-2425.928	5	-15.594	3	-36.502	1	-.004	3	-.005	4	-.02	10
16545		13	max	336.242	2	9.618	4	38.435	2	.009	9	.014	2	.008	3
16546			min	-2425.928	5	-16.243	3	-38.456	1	-.004	3	-.012	1	-.02	10
16547		14	max	335.488	2	2.882	4	28.353	2	.02	6	.02	2	.012	3
16548			min	-2425.747	5	-35.314	7	-25.729	1	0	1	-.018	1	-.017	10
16549		15	max	335.488	2	2.233	4	30.306	2	.02	6	.026	2	.017	3
16550			min	-2425.747	5	-37.554	7	-27.683	1	0	1	-.023	1	-.014	10
16551		16	max	335.488	2	1.584	4	32.259	2	.02	6	.033	2	.022	3
16552			min	-2425.747	5	-39.793	7	-29.636	1	0	1	-.029	1	-.014	4

Envelope Member Section Forces (Continued)

	Member	Sec		Axial[lb]	LC	y Shear[lb]	LC	z Shear[lb]	LC	Torque[k-...	LC	y-y Mome...	LC	z-z Mome...	LC
16553		17	max	335.488	2	.935	4	34.213	2	.02	6	.04	2	.027	3
16554			min	-2425.747	5	-42.033	7	-31.589	1	0	1	-.036	1	-.014	4
16555		18	max	335.488	2	.285	4	36.166	2	.02	6	.047	2	.034	7
16556			min	-2425.747	5	-44.273	7	-33.543	1	0	1	-.043	1	-.014	4
16557		19	max	335.3	2	-4.507	4	121.328	3	.036	6	.053	3	.044	7
16558			min	-2425.672	5	-64.076	7	-153.22	4	-.004	1	-.05	4	-.014	4
16559		20	max	335.3	2	-5.156	4	121.328	3	.036	6	.079	3	.058	7
16560			min	-2425.672	5	-66.316	7	-153.22	4	-.004	1	-.082	4	-.013	4
16561	M421	1	max	104.035	2	16.751	7	10.42	1	0	1	.003	2	.016	7
16562			min	-69.891	1	4.557	9	-10.403	2	0	6	-.003	1	-.001	4
16563		2	max	104.035	2	16.25	7	9.345	1	0	1	.002	2	.015	7
16564			min	-69.891	1	4.455	9	-9.328	2	0	6	-.002	1	-.002	4
16565		3	max	104.035	2	15.749	7	8.27	1	0	1	.001	2	.013	7
16566			min	-69.891	1	4.352	9	-8.253	2	0	6	-.001	1	-.002	4
16567		4	max	104.035	2	15.248	7	7.195	1	0	1	0	2	.012	7
16568			min	-69.891	1	4.25	9	-7.178	2	0	6	0	1	-.003	4
16569		5	max	104.035	2	14.747	7	6.119	1	0	1	0	3	.01	7
16570			min	-69.891	1	4.148	9	-6.102	2	0	6	0	4	-.003	4
16571		6	max	104.035	2	14.247	7	5.044	1	0	1	0	1	.009	7
16572			min	-69.891	1	4.046	9	-5.027	2	0	6	0	2	-.004	4
16573		7	max	104.035	2	13.746	7	3.969	1	0	1	0	1	.009	3
16574			min	-69.891	1	3.943	9	-3.952	2	0	6	0	2	-.004	4
16575		8	max	104.035	2	13.245	7	2.894	1	0	1	.001	1	.008	3
16576			min	-69.891	1	3.841	9	-2.877	2	0	6	-.001	2	-.004	4
16577		9	max	104.035	2	12.744	7	1.819	1	0	1	.001	1	.008	3
16578			min	-69.891	1	3.739	9	-1.802	2	0	6	-.001	2	-.005	4
16579		10	max	104.035	2	12.243	7	.744	1	0	1	.001	1	.007	3
16580			min	-69.891	1	3.637	9	-.727	2	0	6	-.001	2	-.005	4
16581		11	max	104.035	2	11.742	7	.348	2	0	1	.001	1	.007	3
16582			min	-69.891	1	3.534	9	-.331	1	0	6	-.001	2	-.005	4
16583		12	max	104.035	2	11.242	7	1.423	2	0	1	.001	1	.006	3
16584			min	-69.891	1	3.432	9	-1.406	1	0	6	-.001	2	-.006	4
16585		13	max	104.035	2	10.741	7	2.498	2	0	1	.001	1	.006	3
16586			min	-69.891	1	3.33	9	-2.481	1	0	6	-.001	2	-.006	4
16587		14	max	104.035	2	10.24	7	3.573	2	0	1	0	1	.006	3
16588			min	-69.891	1	3.228	9	-3.556	1	0	6	0	2	-.006	4
16589		15	max	104.035	2	9.739	7	4.648	2	0	1	0	1	.005	3
16590			min	-69.891	1	3.125	9	-4.631	1	0	6	0	2	-.007	4
16591		16	max	104.035	2	9.238	7	5.723	2	0	1	0	1	.005	3
16592			min	-69.891	1	3.023	9	-5.706	1	0	6	0	2	-.007	4
16593		17	max	104.035	2	8.738	7	6.798	2	0	1	0	2	.004	3
16594			min	-69.891	1	2.921	9	-6.781	1	0	6	0	1	-.007	4
16595		18	max	104.035	2	8.237	7	7.873	2	0	1	.001	2	.004	3
16596			min	-69.891	1	2.819	9	-7.856	1	0	6	-.001	1	-.008	4
16597		19	max	104.035	2	7.736	7	8.948	2	0	1	.002	2	.004	3
16598			min	-69.891	1	2.716	9	-8.931	1	0	6	-.002	1	-.008	4
16599		20	max	104.035	2	7.235	7	10.023	2	0	1	.003	2	.003	3
16600			min	-69.891	1	2.614	9	-10.006	1	0	6	-.003	1	-.008	4
16601	M422	1	max	7.602	3	18.881	7	10.841	1	0	1	.003	2	.016	7
16602			min	-10.769	4	3.734	1	-10.825	2	0	6	-.003	1	0	4
16603		2	max	7.602	3	18.38	7	9.766	1	0	1	.002	2	.015	7
16604			min	-10.769	4	3.632	1	-9.75	2	0	6	-.002	1	0	4

Envelope Member Section Forces (Continued)

	Member	Sec		Axial[lb]	LC	y Shear[lb]	LC	z Shear[lb]	LC	Torque[k-...	LC	y-y Mome...	LC	z-z Mome...	LC
16605		3	max	7.602	3	17.879	7	8.691	1	0	1	.002	2	.013	7
16606			min	-10.769	4	3.529	1	-8.675	2	0	6	-.002	1	0	4
16607		4	max	7.602	3	17.378	7	7.616	1	0	1	0	2	.012	7
16608			min	-10.769	4	3.427	1	-7.6	2	0	6	0	1	-.001	4
16609		5	max	7.602	3	16.877	7	6.541	1	0	1	0	2	.01	7
16610			min	-10.769	4	3.325	1	-6.525	2	0	6	0	1	-.002	4
16611		6	max	7.602	3	16.377	7	5.466	1	0	1	0	3	.009	7
16612			min	-10.769	4	3.223	1	-5.45	2	0	6	0	4	-.002	4
16613		7	max	7.602	3	15.876	7	4.39	1	0	1	0	1	.007	7
16614			min	-10.769	4	3.12	1	-4.375	2	0	6	0	2	-.002	4
16615		8	max	7.602	3	15.375	7	3.315	1	0	1	.001	1	.006	3
16616			min	-10.769	4	3.018	1	-3.3	2	0	6	-.001	2	-.003	4
16617		9	max	7.602	3	14.874	7	2.24	1	0	1	.001	1	.006	3
16618			min	-10.769	4	2.916	1	-2.225	2	0	6	-.001	2	-.003	4
16619		10	max	7.602	3	14.373	7	1.165	1	0	1	.001	1	.005	3
16620			min	-10.769	4	2.814	1	-1.15	2	0	6	-.001	2	-.003	4
16621		11	max	7.602	3	13.873	7	.586	4	0	1	.001	1	.004	3
16622			min	-10.769	4	2.711	1	-.575	3	0	6	-.001	2	-.004	4
16623		12	max	7.602	3	13.372	7	1	2	0	1	.001	1	.004	3
16624			min	-10.769	4	2.609	1	-.985	1	0	6	-.001	2	-.004	4
16625		13	max	7.602	3	12.871	7	2.075	2	0	1	.001	1	.003	3
16626			min	-10.769	4	2.507	1	-2.06	1	0	6	-.001	2	-.004	4
16627		14	max	7.602	3	12.37	7	3.15	2	0	1	.001	1	.003	3
16628			min	-10.769	4	2.405	1	-3.135	1	0	6	-.001	2	-.004	4
16629		15	max	7.602	3	11.869	7	4.225	2	0	1	0	1	.002	3
16630			min	-10.769	4	2.302	1	-4.21	1	0	6	0	2	-.005	8
16631		16	max	7.602	3	11.369	7	5.3	2	0	1	0	1	.002	3
16632			min	-10.769	4	2.2	1	-5.285	1	0	6	0	2	-.006	8
16633		17	max	7.602	3	10.868	7	6.375	2	0	1	0	4	.001	3
16634			min	-10.769	4	2.098	1	-6.36	1	0	6	0	3	-.007	8
16635		18	max	7.602	3	10.367	7	7.45	2	0	1	0	2	0	3
16636			min	-10.769	4	1.996	1	-7.435	1	0	6	0	1	-.008	8
16637		19	max	7.602	3	9.866	7	8.525	2	0	1	.002	2	0	3
16638			min	-10.769	4	1.893	1	-8.51	1	0	6	-.002	1	-.008	8
16639		20	max	7.602	3	9.365	7	9.601	2	0	1	.002	2	0	3
16640			min	-10.769	4	1.791	1	-9.585	1	0	6	-.002	1	-.009	8
16641	M423	1	max	4.703	3	20.245	6	10.843	1	0	1	.003	2	.017	7
16642			min	-7.557	4	1.811	1	-10.837	2	0	2	-.003	1	.001	4
16643		2	max	4.703	3	19.744	6	9.768	1	0	1	.002	2	.015	7
16644			min	-7.557	4	1.709	1	-9.762	2	0	2	-.002	1	0	4
16645		3	max	4.703	3	19.244	6	8.693	1	0	1	.002	2	.014	7
16646			min	-7.557	4	1.606	1	-8.687	2	0	2	-.002	1	0	4
16647		4	max	4.703	3	18.743	6	7.618	1	0	1	0	2	.012	7
16648			min	-7.557	4	1.504	1	-7.612	2	0	2	0	1	0	4
16649		5	max	4.703	3	18.242	6	6.543	1	0	1	0	2	.01	7
16650			min	-7.557	4	1.402	1	-6.537	2	0	2	0	1	0	4
16651		6	max	4.703	3	17.741	6	5.468	1	0	1	0	1	.009	7
16652			min	-7.557	4	1.3	1	-5.462	2	0	2	0	2	0	4
16653		7	max	4.703	3	17.24	6	4.393	1	0	1	0	1	.007	7
16654			min	-7.557	4	1.197	1	-4.386	2	0	2	0	2	-.001	4
16655		8	max	4.703	3	16.74	6	3.318	1	0	1	0	1	.006	7
16656			min	-7.557	4	1.095	1	-3.311	2	0	2	-.001	2	-.002	4

Envelope Member Section Forces (Continued)

	Member	Sec		Axial[lb]	LC	y Shear[lb]	LC	z Shear[lb]	LC	Torque[k-...	LC	y-y Mome...	LC	z-z Mome...	LC
16657		9	max	4.703	3	16.239	6	2.243	1	0	1	.001	1	.005	3
16658			min	-7.557	4	.993	1	-2.236	2	0	2	-.001	2	-.002	4
16659		10	max	4.703	3	15.738	6	1.168	1	0	1	.001	1	.004	3
16660			min	-7.557	4	.891	1	-1.161	2	0	2	-.001	2	-.003	4
16661		11	max	4.703	3	15.237	6	.496	4	0	1	.001	1	.004	3
16662			min	-7.557	4	.788	1	-.493	3	0	2	-.001	2	-.003	4
16663		12	max	4.703	3	14.736	6	.989	2	0	1	.001	1	.003	3
16664			min	-7.557	4	.686	1	-.982	1	0	2	-.001	2	-.003	4
16665		13	max	4.703	3	14.236	6	2.064	2	0	1	.001	1	.003	3
16666			min	-7.557	4	.584	1	-2.057	1	0	2	-.001	2	-.004	4
16667		14	max	4.703	3	13.735	6	3.139	2	0	1	.001	1	.002	3
16668			min	-7.557	4	.482	1	-3.132	1	0	2	-.001	2	-.004	4
16669		15	max	4.703	3	13.234	6	4.214	2	0	1	0	1	.002	3
16670			min	-7.557	4	.379	1	-4.207	1	0	2	0	2	-.005	8
16671		16	max	4.703	3	12.733	6	5.289	2	0	1	0	1	.001	3
16672			min	-7.557	4	.277	1	-5.282	1	0	2	0	2	-.006	8
16673		17	max	4.703	3	12.232	6	6.364	2	0	1	0	4	0	3
16674			min	-7.557	4	.175	1	-6.358	1	0	2	0	3	-.007	8
16675		18	max	4.703	3	11.732	6	7.439	2	0	1	0	2	0	1
16676			min	-7.557	4	.073	1	-7.433	1	0	2	0	1	-.008	8
16677		19	max	4.703	3	11.231	6	8.514	2	0	1	.002	2	0	1
16678			min	-7.557	4	-.03	1	-8.508	1	0	2	-.002	1	-.009	8
16679		20	max	4.703	3	10.73	6	9.589	2	0	1	.002	2	0	1
16680			min	-7.557	4	-.132	1	-9.583	1	0	2	-.002	1	-.01	6
16681	M424	1	max	87.42	1	18.652	6	10.427	1	0	7	.003	2	.017	7
16682			min	-55.644	2	3.03	1	-10.437	2	0	1	-.003	1	.002	4
16683		2	max	87.42	1	18.151	6	9.352	1	0	7	.002	2	.015	7
16684			min	-55.644	2	2.927	1	-9.362	2	0	1	-.002	1	.001	4
16685		3	max	87.42	1	17.65	6	8.277	1	0	7	.001	2	.014	7
16686			min	-55.644	2	2.825	1	-8.287	2	0	1	-.001	1	0	4
16687		4	max	87.42	1	17.15	6	7.202	1	0	7	0	2	.012	7
16688			min	-55.644	2	2.723	1	-7.212	2	0	1	0	1	0	4
16689		5	max	87.42	1	16.649	6	6.127	1	0	7	0	2	.011	7
16690			min	-55.644	2	2.621	1	-6.137	2	0	1	0	1	0	4
16691		6	max	87.42	1	16.148	6	5.052	1	0	7	0	1	.01	7
16692			min	-55.644	2	2.518	1	-5.062	2	0	1	0	2	0	4
16693		7	max	87.42	1	15.647	6	3.977	1	0	7	0	1	.008	7
16694			min	-55.644	2	2.416	1	-3.987	2	0	1	0	2	-.001	4
16695		8	max	87.42	1	15.146	6	2.902	1	0	7	.001	1	.007	7
16696			min	-55.644	2	2.314	1	-2.912	2	0	1	-.001	2	-.002	4
16697		9	max	87.42	1	14.646	6	1.827	1	0	7	.001	1	.006	7
16698			min	-55.644	2	2.212	1	-1.837	2	0	1	-.001	2	-.002	4
16699		10	max	87.42	1	14.145	6	.751	1	0	7	.001	1	.005	3
16700			min	-55.644	2	2.109	1	-.762	2	0	1	-.001	2	-.002	4
16701		11	max	87.42	1	13.644	6	.313	2	0	7	.001	1	.005	3
16702			min	-55.644	2	2.007	1	-.324	1	0	1	-.001	2	-.003	4
16703		12	max	87.42	1	13.143	6	1.388	2	0	7	.001	1	.004	3
16704			min	-55.644	2	1.905	1	-1.399	1	0	1	-.001	2	-.003	4
16705		13	max	87.42	1	12.642	6	2.463	2	0	7	.001	1	.004	3
16706			min	-55.644	2	1.803	1	-2.474	1	0	1	-.001	2	-.004	4
16707		14	max	87.42	1	12.142	6	3.538	2	0	7	0	1	.003	3
16708			min	-55.644	2	1.7	1	-3.549	1	0	1	0	2	-.004	4

Envelope Member Section Forces (Continued)

	Member	Sec		Axial[lb]	LC	y Shear[lb]	LC	z Shear[lb]	LC	Torque[k-...	LC	y-y Mome...	LC	z-z Mome...	LC
16709		15	max	87.42	1	11.641	6	4.613	2	0	7	0	1	.003	3
16710			min	-55.644	2	1.598	1	-4.624	1	0	1	0	2	-.004	4
16711		16	max	87.42	1	11.14	6	5.688	2	0	7	0	1	.002	3
16712			min	-55.644	2	1.496	1	-5.699	1	0	1	0	2	-.005	4
16713		17	max	87.42	1	10.639	6	6.763	2	0	7	0	2	.002	3
16714			min	-55.644	2	1.394	1	-6.774	1	0	1	0	1	-.005	8
16715		18	max	87.42	1	10.138	6	7.838	2	0	7	.001	2	.002	3
16716			min	-55.644	2	1.291	1	-7.849	1	0	1	-.001	1	-.006	8
16717		19	max	87.42	1	9.637	6	8.913	2	0	7	.002	2	.001	3
16718			min	-55.644	2	1.189	1	-8.924	1	0	1	-.002	1	-.007	8
16719		20	max	87.42	1	9.137	6	9.989	2	0	7	.003	2	0	3
16720			min	-55.644	2	1.087	1	-9.999	1	0	1	-.003	1	-.008	8
16721	M425	1	max	117.13	3	16.73	5	10.37	4	0	4	.003	3	.016	5
16722			min	-82.951	4	5.003	2	-10.354	3	0	5	-.003	4	-.001	2
16723		2	max	117.13	3	16.229	5	9.295	4	0	4	.002	3	.014	5
16724			min	-82.951	4	4.9	2	-9.279	3	0	5	-.002	4	-.002	2
16725		3	max	117.13	3	15.728	5	8.22	4	0	4	.001	3	.013	5
16726			min	-82.951	4	4.798	2	-8.204	3	0	5	-.001	4	-.002	2
16727		4	max	117.13	3	15.227	5	7.145	4	0	4	0	3	.012	5
16728			min	-82.951	4	4.696	2	-7.128	3	0	5	0	4	-.002	2
16729		5	max	117.13	3	14.727	5	6.07	4	0	4	0	3	.01	5
16730			min	-82.951	4	4.594	2	-6.053	3	0	5	0	4	-.003	2
16731		6	max	117.13	3	14.226	5	4.995	4	0	4	0	4	.009	5
16732			min	-82.951	4	4.491	2	-4.978	3	0	5	0	3	-.003	2
16733		7	max	117.13	3	13.725	5	3.92	4	0	4	0	4	.008	1
16734			min	-82.951	4	4.389	2	-3.903	3	0	5	0	3	-.004	2
16735		8	max	117.13	3	13.224	5	2.845	4	0	4	.001	4	.008	1
16736			min	-82.951	4	4.287	2	-2.828	3	0	5	-.001	3	-.004	2
16737		9	max	117.13	3	12.723	5	1.77	4	0	4	.001	4	.007	1
16738			min	-82.951	4	4.185	2	-1.753	3	0	5	-.001	3	-.004	2
16739		10	max	117.13	3	12.223	5	.695	4	0	4	.001	4	.007	1
16740			min	-82.951	4	4.082	2	-.678	3	0	5	-.001	3	-.005	2
16741		11	max	117.13	3	11.722	5	.397	3	0	4	.001	4	.007	1
16742			min	-82.951	4	3.98	2	-.38	4	0	5	-.001	3	-.005	2
16743		12	max	117.13	3	11.221	5	1.472	3	0	4	.001	4	.006	1
16744			min	-82.951	4	3.878	2	-1.456	4	0	5	-.001	3	-.005	2
16745		13	max	117.13	3	10.72	5	2.547	3	0	4	.001	4	.006	1
16746			min	-82.951	4	3.776	2	-2.531	4	0	5	-.001	3	-.006	2
16747		14	max	117.13	3	10.219	5	3.622	3	0	4	0	4	.005	1
16748			min	-82.951	4	3.673	2	-3.606	4	0	5	0	3	-.006	2
16749		15	max	117.13	3	9.719	5	4.697	3	0	4	0	4	.005	1
16750			min	-82.951	4	3.571	2	-4.681	4	0	5	0	3	-.006	2
16751		16	max	117.13	3	9.218	5	5.772	3	0	4	0	1	.005	1
16752			min	-82.951	4	3.469	2	-5.756	4	0	5	0	2	-.007	2
16753		17	max	117.13	3	8.717	5	6.847	3	0	4	0	3	.004	1
16754			min	-82.951	4	3.367	2	-6.831	4	0	5	0	4	-.007	2
16755		18	max	117.13	3	8.216	5	7.922	3	0	4	.001	3	.004	1
16756			min	-82.951	4	3.264	2	-7.906	4	0	5	-.001	4	-.007	2
16757		19	max	117.13	3	7.715	5	8.997	3	0	4	.002	3	.004	1
16758			min	-82.951	4	3.162	2	-8.981	4	0	5	-.002	4	-.008	2
16759		20	max	117.13	3	7.215	5	10.072	3	0	4	.003	3	.003	1
16760			min	-82.951	4	3.06	2	-10.056	4	0	5	-.003	4	-.008	2

Envelope Member Section Forces (Continued)

	Member	Sec		Axial[lb]	LC	y Shear[lb]	LC	z Shear[lb]	LC	Torque[k-...	LC	y-y Mome...	LC	z-z Mome...	LC
16761	M426	1	max	10.203	1	18.921	5	10.667	4	0	4	.003	3	.016	5
16762			min	-13.268	2	4.057	2	-10.654	3	0	7	-.003	4	0	2
16763		2	max	10.203	1	18.421	5	9.592	4	0	4	.002	3	.015	5
16764			min	-13.268	2	3.955	2	-9.579	3	0	7	-.002	4	0	2
16765		3	max	10.203	1	17.92	5	8.517	4	0	4	.002	3	.013	5
16766			min	-13.268	2	3.853	2	-8.504	3	0	7	-.002	4	-.001	2
16767		4	max	10.203	1	17.419	5	7.442	4	0	4	0	3	.012	5
16768			min	-13.268	2	3.75	2	-7.429	3	0	7	0	4	-.001	2
16769		5	max	10.203	1	16.918	5	6.367	4	0	4	0	2	.01	5
16770			min	-13.268	2	3.648	2	-6.354	3	0	7	0	1	-.002	2
16771		6	max	10.203	1	16.417	5	5.292	4	0	4	0	4	.009	5
16772			min	-13.268	2	3.546	2	-5.279	3	0	7	0	3	-.002	2
16773		7	max	10.203	1	15.917	5	4.217	4	0	4	0	4	.007	5
16774			min	-13.268	2	3.444	2	-4.204	3	0	7	0	3	-.002	2
16775		8	max	10.203	1	15.416	5	3.142	4	0	4	.001	4	.006	1
16776			min	-13.268	2	3.341	2	-3.129	3	0	7	-.001	3	-.003	2
16777		9	max	10.203	1	14.915	5	2.067	4	0	4	.001	4	.006	1
16778			min	-13.268	2	3.239	2	-2.054	3	0	7	-.001	3	-.003	2
16779		10	max	10.203	1	14.414	5	.992	4	0	4	.001	4	.005	1
16780			min	-13.268	2	3.137	2	-.979	3	0	7	-.001	3	-.003	2
16781		11	max	10.203	1	13.913	5	.534	1	0	4	.001	4	.004	1
16782			min	-13.268	2	3.035	2	-.518	2	0	7	-.001	3	-.004	2
16783		12	max	10.203	1	13.413	5	1.171	3	0	4	.001	4	.004	1
16784			min	-13.268	2	2.932	2	-1.158	4	0	7	-.001	3	-.004	2
16785		13	max	10.203	1	12.912	5	2.246	3	0	4	.001	4	.003	1
16786			min	-13.268	2	2.83	2	-2.233	4	0	7	-.001	3	-.004	2
16787		14	max	10.203	1	12.411	5	3.321	3	0	4	0	4	.003	1
16788			min	-13.268	2	2.728	2	-3.309	4	0	7	0	3	-.004	2
16789		15	max	10.203	1	11.91	5	4.396	3	0	4	0	4	.002	1
16790			min	-13.268	2	2.626	2	-4.384	4	0	7	0	3	-.005	6
16791		16	max	10.203	1	11.409	5	5.472	3	0	4	0	1	.002	1
16792			min	-13.268	2	2.523	2	-5.459	4	0	7	0	2	-.006	6
16793		17	max	10.203	1	10.909	5	6.547	3	0	4	0	3	.001	1
16794			min	-13.268	2	2.421	2	-6.534	4	0	7	0	4	-.007	6
16795		18	max	10.203	1	10.408	5	7.622	3	0	4	0	3	0	1
16796			min	-13.268	2	2.319	2	-7.609	4	0	7	0	4	-.007	6
16797		19	max	10.203	1	9.907	5	8.697	3	0	4	.002	3	0	1
16798			min	-13.268	2	2.217	2	-8.684	4	0	7	-.002	4	-.008	6
16799		20	max	10.203	1	9.406	5	9.772	3	0	4	.002	3	0	1
16800			min	-13.268	2	2.114	2	-9.759	4	0	7	-.002	4	-.009	6
16801	M427	1	max	3.653	1	20.171	7	10.665	4	0	4	.003	3	.017	5
16802			min	-6.598	2	2.215	4	-10.661	3	0	3	-.003	4	.002	2
16803		2	max	3.653	1	19.67	7	9.59	4	0	4	.002	3	.015	5
16804			min	-6.598	2	2.113	4	-9.586	3	0	3	-.002	4	.001	2
16805		3	max	3.653	1	19.17	7	8.515	4	0	4	.002	3	.014	5
16806			min	-6.598	2	2.011	4	-8.511	3	0	3	-.002	4	0	2
16807		4	max	3.653	1	18.669	7	7.44	4	0	4	0	3	.012	5
16808			min	-6.598	2	1.909	4	-7.436	3	0	3	0	4	0	2
16809		5	max	3.653	1	18.168	7	6.365	4	0	4	0	2	.01	5
16810			min	-6.598	2	1.806	4	-6.361	3	0	3	0	1	0	2
16811		6	max	3.653	1	17.667	7	5.29	4	0	4	0	4	.009	5
16812			min	-6.598	2	1.704	4	-5.286	3	0	3	0	3	0	2

Envelope Member Section Forces (Continued)

	Member	Sec		Axial[lb]	LC	y Shear[lb]	LC	z Shear[lb]	LC	Torque[k-...	LC	y-y Mome...	LC	z-z Mome...	LC
16813		7	max	3.653	1	17.166	7	4.214	4	0	4	0	4	.007	5
16814			min	-6.598	2	1.602	4	-4.211	3	0	3	0	3	-.001	2
16815		8	max	3.653	1	16.666	7	3.139	4	0	4	.001	4	.006	5
16816			min	-6.598	2	1.5	4	-3.135	3	0	3	-.001	3	-.002	2
16817		9	max	3.653	1	16.165	7	2.064	4	0	4	.001	4	.005	1
16818			min	-6.598	2	1.397	4	-2.06	3	0	3	-.001	3	-.002	2
16819		10	max	3.653	1	15.664	7	.989	4	0	4	.001	4	.004	1
16820			min	-6.598	2	1.295	4	-.985	3	0	3	-.001	3	-.003	2
16821		11	max	3.653	1	15.163	7	.63	1	0	4	.001	4	.004	1
16822			min	-6.598	2	1.193	4	-.622	2	0	3	-.001	3	-.003	2
16823		12	max	3.653	1	14.662	7	1.165	3	0	4	.001	4	.003	1
16824			min	-6.598	2	1.091	4	-1.161	4	0	3	-.001	3	-.004	2
16825		13	max	3.653	1	14.162	7	2.24	3	0	4	.001	4	.003	1
16826			min	-6.598	2	.989	4	-2.236	4	0	3	-.001	3	-.004	2
16827		14	max	3.653	1	13.661	7	3.315	3	0	4	0	4	.003	1
16828			min	-6.598	2	.886	4	-3.311	4	0	3	0	3	-.004	2
16829		15	max	3.653	1	13.16	7	4.39	3	0	4	0	4	.002	1
16830			min	-6.598	2	.784	4	-4.386	4	0	3	0	3	-.005	6
16831		16	max	3.653	1	12.659	7	5.465	3	0	4	0	1	.002	1
16832			min	-6.598	2	.682	4	-5.461	4	0	3	0	2	-.006	6
16833		17	max	3.653	1	12.158	7	6.54	3	0	4	0	1	.001	1
16834			min	-6.598	2	.58	4	-6.536	4	0	3	0	2	-.007	6
16835		18	max	3.653	1	11.658	7	7.615	3	0	4	0	3	0	1
16836			min	-6.598	2	.477	4	-7.611	4	0	3	0	4	-.008	6
16837		19	max	3.653	1	11.157	7	8.69	3	0	4	.002	3	0	1
16838			min	-6.598	2	.375	4	-8.686	4	0	3	-.002	4	-.009	6
16839		20	max	3.653	1	10.656	7	9.765	3	0	4	.002	3	0	4
16840			min	-6.598	2	.273	4	-9.761	4	0	3	-.002	4	-.01	6
16841	M428	1	max	66.887	4	18.632	7	10.362	4	0	7	.003	3	.017	5
16842			min	-35.095	3	3.15	4	-10.374	3	0	4	-.003	4	0	2
16843		2	max	66.887	4	18.131	7	9.287	4	0	7	.002	3	.015	5
16844			min	-35.095	3	3.048	4	-9.299	3	0	4	-.002	4	0	2
16845		3	max	66.887	4	17.63	7	8.212	4	0	7	.001	3	.014	5
16846			min	-35.095	3	2.945	4	-8.224	3	0	4	-.001	4	0	2
16847		4	max	66.887	4	17.129	7	7.137	4	0	7	0	3	.012	5
16848			min	-35.095	3	2.843	4	-7.149	3	0	4	0	4	0	2
16849		5	max	66.887	4	16.628	7	6.062	4	0	7	0	2	.011	5
16850			min	-35.095	3	2.741	4	-6.074	3	0	4	0	1	0	2
16851		6	max	66.887	4	16.128	7	4.987	4	0	7	0	4	.01	5
16852			min	-35.095	3	2.639	4	-4.999	3	0	4	0	3	-.001	2
16853		7	max	66.887	4	15.627	7	3.912	4	0	7	0	4	.008	5
16854			min	-35.095	3	2.536	4	-3.923	3	0	4	0	3	-.002	2
16855		8	max	66.887	4	15.126	7	2.837	4	0	7	.001	4	.007	5
16856			min	-35.095	3	2.434	4	-2.848	3	0	4	-.001	3	-.002	2
16857		9	max	66.887	4	14.625	7	1.762	4	0	7	.001	4	.006	1
16858			min	-35.095	3	2.332	4	-1.773	3	0	4	-.001	3	-.003	2
16859		10	max	66.887	4	14.124	7	.687	4	0	7	.001	4	.005	1
16860			min	-35.095	3	2.23	4	-.698	3	0	4	-.001	3	-.003	2
16861		11	max	66.887	4	13.624	7	.377	3	0	7	.001	4	.005	1
16862			min	-35.095	3	2.127	4	-.388	4	0	4	-.001	3	-.003	2
16863		12	max	66.887	4	13.123	7	1.452	3	0	7	.001	4	.005	1
16864			min	-35.095	3	2.025	4	-1.463	4	0	4	-.001	3	-.004	2

Envelope Member Section Forces (Continued)

	Member	Sec		Axial[lb]	LC	y Shear[lb]	LC	z Shear[lb]	LC	Torque[k-...	LC	y-y Mome...	LC	z-z Mome...	LC
16865		13	max	66.887	4	12.622	7	2.527	3	0	7	.001	4	.004	1
16866			min	-35.095	3	1.923	4	-2.538	4	0	4	-.001	3	-.004	2
16867		14	max	66.887	4	12.121	7	3.602	3	0	7	0	4	.004	1
16868			min	-35.095	3	1.821	4	-3.613	4	0	4	0	3	-.005	2
16869		15	max	66.887	4	11.62	7	4.677	3	0	7	0	4	.003	1
16870			min	-35.095	3	1.718	4	-4.688	4	0	4	0	3	-.005	2
16871		16	max	66.887	4	11.12	7	5.752	3	0	7	0	1	.003	1
16872			min	-35.095	3	1.616	4	-5.763	4	0	4	0	2	-.005	2
16873		17	max	66.887	4	10.619	7	6.827	3	0	7	0	3	.002	1
16874			min	-35.095	3	1.514	4	-6.838	4	0	4	0	4	-.006	2
16875		18	max	66.887	4	10.118	7	7.902	3	0	7	.001	3	.002	1
16876			min	-35.095	3	1.412	4	-7.913	4	0	4	-.001	4	-.006	6
16877		19	max	66.887	4	9.617	7	8.977	3	0	7	.002	3	.002	1
16878			min	-35.095	3	1.309	4	-8.988	4	0	4	-.002	4	-.007	6
16879		20	max	66.887	4	9.116	7	10.052	3	0	7	.003	3	.001	1
16880			min	-35.095	3	1.207	4	-10.063	4	0	4	-.003	4	-.008	6
16881	M429	1	max	164.792	1	16.961	6	10.027	2	0	9	.003	1	.016	8
16882			min	-129.721	2	4.099	1	-10.01	1	0	8	-.003	2	-.002	3
16883		2	max	164.792	1	16.46	6	8.952	2	0	9	.002	1	.015	8
16884			min	-129.721	2	3.997	1	-8.935	1	0	8	-.002	2	-.002	3
16885		3	max	164.792	1	15.959	6	7.877	2	0	9	.001	1	.013	8
16886			min	-129.721	2	3.895	1	-7.86	1	0	8	-.001	2	-.002	3
16887		4	max	164.792	1	15.458	6	6.802	2	0	9	0	1	.012	8
16888			min	-129.721	2	3.793	1	-6.785	1	0	8	0	2	-.003	3
16889		5	max	164.792	1	14.958	6	5.727	2	0	9	0	2	.01	8
16890			min	-129.721	2	3.69	1	-5.709	1	0	8	0	1	-.003	3
16891		6	max	164.792	1	14.457	6	4.652	2	0	9	0	2	.009	8
16892			min	-129.721	2	3.588	1	-4.634	1	0	8	0	1	-.004	3
16893		7	max	164.792	1	13.956	6	3.577	2	0	9	0	2	.009	4
16894			min	-129.721	2	3.486	1	-3.559	1	0	8	0	1	-.004	3
16895		8	max	164.792	1	13.455	6	2.502	2	0	9	.001	2	.008	4
16896			min	-129.721	2	3.384	1	-2.484	1	0	8	-.001	1	-.004	3
16897		9	max	164.792	1	12.954	6	1.427	2	0	9	.001	2	.008	4
16898			min	-129.721	2	3.281	1	-1.409	1	0	8	-.001	1	-.005	3
16899		10	max	164.792	1	12.454	6	.352	2	0	9	.001	2	.007	4
16900			min	-129.721	2	3.179	1	-.334	1	0	8	-.001	1	-.005	3
16901		11	max	164.792	1	11.953	6	.741	1	0	9	.001	2	.007	4
16902			min	-129.721	2	3.077	1	-.723	2	0	8	-.001	1	-.006	3
16903		12	max	164.792	1	11.452	6	1.816	1	0	9	.001	2	.007	4
16904			min	-129.721	2	2.975	1	-1.798	2	0	8	-.001	1	-.006	3
16905		13	max	164.792	1	10.951	6	2.891	1	0	9	.001	2	.006	4
16906			min	-129.721	2	2.872	1	-2.873	2	0	8	-.001	1	-.006	3
16907		14	max	164.792	1	10.45	6	3.966	1	0	9	0	2	.006	4
16908			min	-129.721	2	2.77	1	-3.948	2	0	8	0	1	-.007	3
16909		15	max	164.792	1	9.95	6	5.041	1	0	9	0	2	.005	4
16910			min	-129.721	2	2.668	1	-5.023	2	0	8	0	1	-.007	3
16911		16	max	164.792	1	9.449	6	6.116	1	0	9	0	1	.005	4
16912			min	-129.721	2	2.566	1	-6.098	2	0	8	0	2	-.007	3
16913		17	max	164.792	1	8.948	6	7.191	1	0	9	0	1	.005	4
16914			min	-129.721	2	2.463	1	-7.174	2	0	8	0	2	-.007	3
16915		18	max	164.792	1	8.447	6	8.266	1	0	9	.001	1	.004	4
16916			min	-129.721	2	2.361	1	-8.249	2	0	8	-.001	2	-.008	3

Envelope Member Section Forces (Continued)

	Member	Sec		Axial[lb]	LC	y Shear[lb]	LC	z Shear[lb]	LC	Torque[k-...	LC	y-y Mome...	LC	z-z Mome...	LC
16917		19	max	164.792	1	7.946	6	9.341	1	0	9	.002	1	.004	4
16918			min	-129.721	2	2.259	1	-9.324	2	0	8	-.002	2	-.008	3
16919		20	max	164.792	1	7.446	6	10.416	1	0	9	.003	1	.004	4
16920			min	-129.721	2	2.157	1	-10.399	2	0	8	-.003	2	-.008	3
16921	M430	1	max	12.266	4	19.01	8	9.51	2	0	9	.002	1	.016	8
16922			min	-15.362	3	3.61	3	-9.493	1	0	5	-.002	2	0	3
16923		2	max	12.266	4	18.509	8	8.435	2	0	9	.001	1	.015	8
16924			min	-15.362	3	3.507	3	-8.418	1	0	5	-.001	2	-.001	3
16925		3	max	12.266	4	18.008	8	7.359	2	0	9	0	1	.013	8
16926			min	-15.362	3	3.405	3	-7.343	1	0	5	0	2	-.002	3
16927		4	max	12.266	4	17.507	8	6.284	2	0	9	0	3	.012	8
16928			min	-15.362	3	3.303	3	-6.268	1	0	5	0	4	-.002	3
16929		5	max	12.266	4	17.006	8	5.209	2	0	9	0	2	.01	8
16930			min	-15.362	3	3.201	3	-5.193	1	0	5	0	1	-.002	3
16931		6	max	12.266	4	16.506	8	4.134	2	0	9	0	2	.009	8
16932			min	-15.362	3	3.098	3	-4.118	1	0	5	0	1	-.002	3
16933		7	max	12.266	4	16.005	8	3.059	2	0	9	.001	2	.007	8
16934			min	-15.362	3	2.996	3	-3.043	1	0	5	-.001	1	-.003	3
16935		8	max	12.266	4	15.504	8	1.984	2	0	9	.001	2	.006	4
16936			min	-15.362	3	2.894	3	-1.968	1	0	5	-.001	1	-.003	3
16937		9	max	12.266	4	15.003	8	.909	2	0	9	.001	2	.006	4
16938			min	-15.362	3	2.792	3	-.893	1	0	5	-.001	1	-.003	3
16939		10	max	12.266	4	14.502	8	.361	4	0	9	.001	2	.005	4
16940			min	-15.362	3	2.689	3	-.349	3	0	5	-.001	1	-.003	3
16941		11	max	12.266	4	14.002	8	1.257	1	0	9	.001	2	.004	4
16942			min	-15.362	3	2.587	3	-1.241	2	0	5	-.001	1	-.004	3
16943		12	max	12.266	4	13.501	8	2.332	1	0	9	.001	2	.004	4
16944			min	-15.362	3	2.485	3	-2.316	2	0	5	-.001	1	-.004	3
16945		13	max	12.266	4	13	8	3.407	1	0	9	0	2	.003	4
16946			min	-15.362	3	2.383	3	-3.391	2	0	5	0	1	-.004	3
16947		14	max	12.266	4	12.499	8	4.482	1	0	9	0	2	.003	4
16948			min	-15.362	3	2.28	3	-4.466	2	0	5	0	1	-.004	3
16949		15	max	12.266	4	11.998	8	5.557	1	0	9	0	2	.002	4
16950			min	-15.362	3	2.178	3	-5.541	2	0	5	0	1	-.005	7
16951		16	max	12.266	4	11.498	8	6.632	1	0	9	0	1	.001	4
16952			min	-15.362	3	2.076	3	-6.616	2	0	5	0	2	-.006	7
16953		17	max	12.266	4	10.997	8	7.707	1	0	9	0	1	0	4
16954			min	-15.362	3	1.974	3	-7.691	2	0	5	0	2	-.007	7
16955		18	max	12.266	4	10.496	8	8.782	1	0	9	.002	1	0	4
16956			min	-15.362	3	1.871	3	-8.766	2	0	5	-.002	2	-.007	7
16957		19	max	12.266	4	9.995	8	9.857	1	0	9	.003	1	0	4
16958			min	-15.362	3	1.769	3	-9.841	2	0	5	-.003	2	-.008	7
16959		20	max	12.266	4	9.494	8	10.933	1	0	9	.003	1	0	4
16960			min	-15.362	3	1.667	3	-10.916	2	0	5	-.003	2	-.009	7
16961	M431	1	max	3.984	4	20.044	5	9.496	2	0	9	.002	1	.017	8
16962			min	-6.919	3	2.91	2	-9.489	1	0	1	-.002	2	.001	3
16963		2	max	3.984	4	19.543	5	8.421	2	0	9	.001	1	.015	8
16964			min	-6.919	3	2.808	2	-8.414	1	0	1	-.001	2	0	3
16965		3	max	3.984	4	19.042	5	7.346	2	0	9	0	1	.014	8
16966			min	-6.919	3	2.706	2	-7.339	1	0	1	0	2	0	3
16967		4	max	3.984	4	18.542	5	6.271	2	0	9	0	3	.012	8
16968			min	-6.919	3	2.604	2	-6.264	1	0	1	0	4	0	3

Envelope Member Section Forces (Continued)

	Member	Sec		Axial[lb]	LC	y Shear[lb]	LC	z Shear[lb]	LC	Torque[k-...	LC	y-y Mome...	LC	z-z Mome...	LC
16969		5	max	3.984	4	18.041	5	5.196	2	0	9	0	2	.01	8
16970			min	-6.919	3	2.501	2	-5.189	1	0	1	0	1	0	3
16971		6	max	3.984	4	17.54	5	4.121	2	0	9	0	2	.009	8
16972			min	-6.919	3	2.399	2	-4.114	1	0	1	0	1	0	3
16973		7	max	3.984	4	17.039	5	3.046	2	0	9	.001	2	.007	8
16974			min	-6.919	3	2.297	2	-3.039	1	0	1	-.001	1	-.001	3
16975		8	max	3.984	4	16.538	5	1.97	2	0	9	.001	2	.006	8
16976			min	-6.919	3	2.195	2	-1.964	1	0	1	-.001	1	-.002	3
16977		9	max	3.984	4	16.038	5	.895	2	0	9	.001	2	.005	4
16978			min	-6.919	3	2.092	2	-.889	1	0	1	-.001	1	-.002	3
16979		10	max	3.984	4	15.537	5	.459	4	0	9	.001	2	.004	4
16980			min	-6.919	3	1.99	2	-.454	3	0	1	-.001	1	-.002	3
16981		11	max	3.984	4	15.036	5	1.261	1	0	9	.001	2	.004	4
16982			min	-6.919	3	1.888	2	-1.255	2	0	1	-.001	1	-.003	3
16983		12	max	3.984	4	14.535	5	2.337	1	0	9	.001	2	.003	4
16984			min	-6.919	3	1.786	2	-2.33	2	0	1	-.001	1	-.003	3
16985		13	max	3.984	4	14.034	5	3.412	1	0	9	0	2	.003	4
16986			min	-6.919	3	1.683	2	-3.405	2	0	1	0	1	-.004	3
16987		14	max	3.984	4	13.534	5	4.487	1	0	9	0	2	.002	4
16988			min	-6.919	3	1.581	2	-4.48	2	0	1	0	1	-.004	3
16989		15	max	3.984	4	13.033	5	5.562	1	0	9	0	4	.002	4
16990			min	-6.919	3	1.479	2	-5.555	2	0	1	0	3	-.005	7
16991		16	max	3.984	4	12.532	5	6.637	1	0	9	0	1	.001	4
16992			min	-6.919	3	1.377	2	-6.63	2	0	1	0	2	-.006	7
16993		17	max	3.984	4	12.031	5	7.712	1	0	9	0	1	0	4
16994			min	-6.919	3	1.274	2	-7.705	2	0	1	0	2	-.007	7
16995		18	max	3.984	4	11.53	5	8.787	1	0	9	.002	1	0	4
16996			min	-6.919	3	1.172	2	-8.78	2	0	1	-.002	2	-.008	7
16997		19	max	3.984	4	11.03	5	9.862	1	0	9	.003	1	0	4
16998			min	-6.919	3	1.07	2	-9.855	2	0	1	-.003	2	-.009	7
16999		20	max	3.984	4	10.529	5	10.937	1	0	9	.003	1	0	4
17000			min	-6.919	3	.968	2	-10.93	2	0	1	-.003	2	-.01	7
17001	M432	1	max	104.26	2	18.706	5	9.986	2	0	8	.003	1	.017	8
17002			min	-72.23	1	2.753	2	-9.996	1	0	2	-.003	2	.001	3
17003		2	max	104.26	2	18.205	5	8.911	2	0	8	.002	1	.015	8
17004			min	-72.23	1	2.651	2	-8.921	1	0	2	-.002	2	0	3
17005		3	max	104.26	2	17.705	5	7.835	2	0	8	.001	1	.014	8
17006			min	-72.23	1	2.548	2	-7.846	1	0	2	-.001	2	0	3
17007		4	max	104.26	2	17.204	5	6.76	2	0	8	0	1	.012	8
17008			min	-72.23	1	2.446	2	-6.771	1	0	2	0	2	0	3
17009		5	max	104.26	2	16.703	5	5.685	2	0	8	0	3	.011	8
17010			min	-72.23	1	2.344	2	-5.696	1	0	2	0	4	0	3
17011		6	max	104.26	2	16.202	5	4.61	2	0	8	0	2	.01	8
17012			min	-72.23	1	2.242	2	-4.621	1	0	2	0	1	0	3
17013		7	max	104.26	2	15.701	5	3.535	2	0	8	0	2	.008	8
17014			min	-72.23	1	2.139	2	-3.546	1	0	2	0	1	-.001	3
17015		8	max	104.26	2	15.201	5	2.46	2	0	8	.001	2	.007	8
17016			min	-72.23	1	2.037	2	-2.471	1	0	2	-.001	1	-.002	3
17017		9	max	104.26	2	14.7	5	1.385	2	0	8	.001	2	.006	8
17018			min	-72.23	1	1.935	2	-1.396	1	0	2	-.001	1	-.002	3
17019		10	max	104.26	2	14.199	5	.31	2	0	8	.001	2	.005	4
17020			min	-72.23	1	1.833	2	-.321	1	0	2	-.001	1	-.002	3

Envelope Member Section Forces (Continued)

	Member	Sec		Axial[lb]	LC	y Shear[lb]	LC	z Shear[lb]	LC	Torque[k-...	LC	y-y Mome...	LC	z-z Mome...	LC
17021		11	max	104.26	2	13.698	5	.754	1	0	8	.001	2	.004	4
17022			min	-72.23	1	1.73	2	-.765	2	0	2	-.001	1	-.003	3
17023		12	max	104.26	2	13.197	5	1.829	1	0	8	.001	2	.004	4
17024			min	-72.23	1	1.628	2	-1.84	2	0	2	-.001	1	-.003	3
17025		13	max	104.26	2	12.697	5	2.904	1	0	8	.001	2	.003	4
17026			min	-72.23	1	1.526	2	-2.915	2	0	2	-.001	1	-.003	3
17027		14	max	104.26	2	12.196	5	3.979	1	0	8	0	2	.003	4
17028			min	-72.23	1	1.424	2	-3.99	2	0	2	0	1	-.004	3
17029		15	max	104.26	2	11.695	5	5.054	1	0	8	0	2	.003	4
17030			min	-72.23	1	1.321	2	-5.065	2	0	2	0	1	-.004	3
17031		16	max	104.26	2	11.194	5	6.13	1	0	8	0	1	.002	4
17032			min	-72.23	1	1.219	2	-6.14	2	0	2	0	2	-.005	7
17033		17	max	104.26	2	10.693	5	7.205	1	0	8	0	1	.002	4
17034			min	-72.23	1	1.117	2	-7.215	2	0	2	0	2	-.005	7
17035		18	max	104.26	2	10.193	5	8.28	1	0	8	.001	1	.001	4
17036			min	-72.23	1	1.015	2	-8.29	2	0	2	-.001	2	-.006	7
17037		19	max	104.26	2	9.692	5	9.355	1	0	8	.002	1	0	4
17038			min	-72.23	1	.912	2	-9.365	2	0	2	-.002	2	-.007	7
17039		20	max	104.26	2	9.191	5	10.43	1	0	8	.003	1	0	4
17040			min	-72.23	1	.81	2	-10.44	2	0	2	-.003	2	-.008	7
17041	M433	1	max	128.53	4	16.907	7	10.074	3	0	3	.003	4	.016	6
17042			min	-93.932	3	4.433	4	-10.057	4	0	8	-.003	3	-.003	1
17043		2	max	128.53	4	16.406	7	8.999	3	0	3	.002	4	.015	6
17044			min	-93.932	3	4.331	4	-8.982	4	0	8	-.002	3	-.003	1
17045		3	max	128.53	4	15.905	7	7.924	3	0	3	.001	4	.013	6
17046			min	-93.932	3	4.229	4	-7.907	4	0	8	-.001	3	-.004	1
17047		4	max	128.53	4	15.404	7	6.849	3	0	3	0	4	.012	6
17048			min	-93.932	3	4.127	4	-6.832	4	0	8	0	3	-.004	1
17049		5	max	128.53	4	14.903	7	5.774	3	0	3	0	2	.011	2
17050			min	-93.932	3	4.024	4	-5.757	4	0	8	0	1	-.005	1
17051		6	max	128.53	4	14.403	7	4.699	3	0	3	0	3	.01	2
17052			min	-93.932	3	3.922	4	-4.682	4	0	8	0	4	-.005	1
17053		7	max	128.53	4	13.902	7	3.623	3	0	3	0	3	.01	2
17054			min	-93.932	3	3.82	4	-3.607	4	0	8	0	4	-.005	1
17055		8	max	128.53	4	13.401	7	2.548	3	0	3	.001	3	.01	2
17056			min	-93.932	3	3.718	4	-2.532	4	0	8	-.001	4	-.006	1
17057		9	max	128.53	4	12.9	7	1.473	3	0	3	.001	3	.009	2
17058			min	-93.932	3	3.615	4	-1.457	4	0	8	-.001	4	-.006	1
17059		10	max	128.53	4	12.399	7	.398	3	0	3	.001	3	.009	2
17060			min	-93.932	3	3.513	4	-.382	4	0	8	-.001	4	-.006	1
17061		11	max	128.53	4	11.899	7	.693	4	0	3	.001	3	.008	2
17062			min	-93.932	3	3.411	4	-.677	3	0	8	-.001	4	-.007	1
17063		12	max	128.53	4	11.398	7	1.768	4	0	3	.001	3	.008	2
17064			min	-93.932	3	3.309	4	-1.752	3	0	8	-.001	4	-.007	1
17065		13	max	128.53	4	10.897	7	2.844	4	0	3	.001	3	.007	2
17066			min	-93.932	3	3.206	4	-2.827	3	0	8	-.001	4	-.007	1
17067		14	max	128.53	4	10.396	7	3.919	4	0	3	0	3	.007	2
17068			min	-93.932	3	3.104	4	-3.902	3	0	8	0	4	-.008	1
17069		15	max	128.53	4	9.895	7	4.994	4	0	3	0	3	.007	2
17070			min	-93.932	3	3.002	4	-4.977	3	0	8	0	4	-.008	1
17071		16	max	128.53	4	9.395	7	6.069	4	0	3	0	1	.006	2
17072			min	-93.932	3	2.9	4	-6.052	3	0	8	0	2	-.008	1

Envelope Member Section Forces (Continued)

	Member	Sec		Axial[lb]	LC	y Shear[lb]	LC	z Shear[lb]	LC	Torque[k-...	LC	y-y Mome...	LC	z-z Mome...	LC
17073		17	max	128.53	4	8.894	7	7.144	4	0	3	0	4	.006	2
17074			min	-93.932	3	2.797	4	-7.127	3	0	8	0	3	-.009	1
17075		18	max	128.53	4	8.393	7	8.219	4	0	3	.001	4	.005	2
17076			min	-93.932	3	2.695	4	-8.202	3	0	8	-.001	3	-.009	1
17077		19	max	128.53	4	7.892	7	9.294	4	0	3	.002	4	.005	2
17078			min	-93.932	3	2.593	4	-9.277	3	0	8	-.002	3	-.009	1
17079		20	max	128.53	4	7.391	7	10.369	4	0	3	.003	4	.005	2
17080			min	-93.932	3	2.491	4	-10.352	3	0	8	-.003	3	-.009	1
17081	M434	1	max	11.937	2	19.003	6	9.684	3	0	3	.002	4	.017	6
17082			min	-15.157	1	3.617	1	-9.671	4	0	9	-.002	3	-.001	1
17083		2	max	11.937	2	18.502	6	8.609	3	0	3	.002	4	.015	6
17084			min	-15.157	1	3.515	1	-8.596	4	0	9	-.002	3	-.002	1
17085		3	max	11.937	2	18.001	6	7.534	3	0	3	0	4	.013	6
17086			min	-15.157	1	3.412	1	-7.521	4	0	9	0	3	-.002	1
17087		4	max	11.937	2	17.5	6	6.459	3	0	3	0	2	.012	6
17088			min	-15.157	1	3.31	1	-6.446	4	0	9	0	1	-.002	1
17089		5	max	11.937	2	16.999	6	5.384	3	0	3	0	2	.01	6
17090			min	-15.157	1	3.208	1	-5.371	4	0	9	0	1	-.003	1
17091		6	max	11.937	2	16.499	6	4.309	3	0	3	0	3	.009	6
17092			min	-15.157	1	3.106	1	-4.296	4	0	9	0	4	-.003	1
17093		7	max	11.937	2	15.998	6	3.234	3	0	3	.001	3	.008	2
17094			min	-15.157	1	3.003	1	-3.221	4	0	9	-.001	4	-.003	1
17095		8	max	11.937	2	15.497	6	2.159	3	0	3	.001	3	.007	2
17096			min	-15.157	1	2.901	1	-2.146	4	0	9	-.001	4	-.003	1
17097		9	max	11.937	2	14.996	6	1.084	3	0	3	.001	3	.006	2
17098			min	-15.157	1	2.799	1	-1.071	4	0	9	-.001	4	-.004	1
17099		10	max	11.937	2	14.495	6	.787	1	0	3	.001	3	.006	2
17100			min	-15.157	1	2.697	1	-.773	2	0	9	-.001	4	-.004	1
17101		11	max	11.937	2	13.995	6	1.079	4	0	3	.001	3	.005	2
17102			min	-15.157	1	2.594	1	-1.066	3	0	9	-.001	4	-.004	1
17103		12	max	11.937	2	13.494	6	2.154	4	0	3	.001	3	.004	2
17104			min	-15.157	1	2.492	1	-2.142	3	0	9	-.001	4	-.004	1
17105		13	max	11.937	2	12.993	6	3.229	4	0	3	.001	3	.004	2
17106			min	-15.157	1	2.39	1	-3.217	3	0	9	-.001	4	-.005	1
17107		14	max	11.937	2	12.492	6	4.304	4	0	3	0	3	.003	2
17108			min	-15.157	1	2.288	1	-4.292	3	0	9	0	4	-.005	1
17109		15	max	11.937	2	11.991	6	5.379	4	0	3	0	1	.003	2
17110			min	-15.157	1	2.186	1	-5.367	3	0	9	0	2	-.005	1
17111		16	max	11.937	2	11.491	6	6.455	4	0	3	0	1	.002	2
17112			min	-15.157	1	2.083	1	-6.442	3	0	9	0	2	-.006	5
17113		17	max	11.937	2	10.99	6	7.53	4	0	3	0	4	.001	2
17114			min	-15.157	1	1.981	1	-7.517	3	0	9	0	3	-.007	5
17115		18	max	11.937	2	10.489	6	8.605	4	0	3	.002	4	0	2
17116			min	-15.157	1	1.879	1	-8.592	3	0	9	-.002	3	-.008	5
17117		19	max	11.937	2	9.988	6	9.68	4	0	3	.002	4	0	2
17118			min	-15.157	1	1.777	1	-9.667	3	0	9	-.002	3	-.008	5
17119		20	max	11.937	2	9.487	6	10.755	4	0	3	.003	4	0	2
17120			min	-15.157	1	1.674	1	-10.742	3	0	9	-.003	3	-.009	5
17121	M435	1	max	5.169	2	19.899	8	9.676	3	0	3	.002	4	.017	6
17122			min	-7.996	1	3.711	3	-9.672	4	0	9	-.002	3	.001	1
17123		2	max	5.169	2	19.398	8	8.601	3	0	3	.002	4	.015	6
17124			min	-7.996	1	3.609	3	-8.597	4	0	9	-.002	3	0	1

Envelope Member Section Forces (Continued)

	Member	Sec		Axial[lb]	LC	y Shear[lb]	LC	z Shear[lb]	LC	Torque[k-...	LC	y-y Mome...	LC	z-z Mome...	LC
17125		3	max	5.169	2	18.897	8	7.525	3	0	3	0	4	.014	6
17126			min	-7.996	1	3.506	3	-7.522	4	0	9	0	3	0	1
17127		4	max	5.169	2	18.397	8	6.45	3	0	3	0	2	.012	6
17128			min	-7.996	1	3.404	3	-6.447	4	0	9	0	1	0	1
17129		5	max	5.169	2	17.896	8	5.375	3	0	3	0	2	.01	6
17130			min	-7.996	1	3.302	3	-5.372	4	0	9	0	1	0	1
17131		6	max	5.169	2	17.395	8	4.3	3	0	3	0	3	.009	6
17132			min	-7.996	1	3.2	3	-4.297	4	0	9	0	4	0	1
17133		7	max	5.169	2	16.894	8	3.225	3	0	3	.001	3	.007	6
17134			min	-7.996	1	3.097	3	-3.222	4	0	9	-.001	4	-.001	1
17135		8	max	5.169	2	16.393	8	2.15	3	0	3	.001	3	.006	6
17136			min	-7.996	1	2.995	3	-2.147	4	0	9	-.001	4	-.002	1
17137		9	max	5.169	2	15.893	8	1.075	3	0	3	.001	3	.005	2
17138			min	-7.996	1	2.893	3	-1.072	4	0	9	-.001	4	-.002	1
17139		10	max	5.169	2	15.392	8	.691	1	0	3	.001	3	.004	2
17140			min	-7.996	1	2.791	3	-.684	2	0	9	-.001	4	-.002	1
17141		11	max	5.169	2	14.891	8	1.078	4	0	3	.001	3	.004	2
17142			min	-7.996	1	2.688	3	-1.075	3	0	9	-.001	4	-.003	1
17143		12	max	5.169	2	14.39	8	2.153	4	0	3	.001	3	.003	2
17144			min	-7.996	1	2.586	3	-2.15	3	0	9	-.001	4	-.003	1
17145		13	max	5.169	2	13.889	8	3.228	4	0	3	.001	3	.003	2
17146			min	-7.996	1	2.484	3	-3.225	3	0	9	-.001	4	-.004	1
17147		14	max	5.169	2	13.389	8	4.304	4	0	3	0	3	.002	2
17148			min	-7.996	1	2.382	3	-4.3	3	0	9	0	4	-.004	5
17149		15	max	5.169	2	12.888	8	5.379	4	0	3	0	1	.002	2
17150			min	-7.996	1	2.279	3	-5.375	3	0	9	0	2	-.005	5
17151		16	max	5.169	2	12.387	8	6.454	4	0	3	0	1	.001	2
17152			min	-7.996	1	2.177	3	-6.45	3	0	9	0	2	-.006	5
17153		17	max	5.169	2	11.886	8	7.529	4	0	3	0	4	0	2
17154			min	-7.996	1	2.075	3	-7.525	3	0	9	0	3	-.007	5
17155		18	max	5.169	2	11.385	8	8.604	4	0	3	.002	4	0	2
17156			min	-7.996	1	1.973	3	-8.6	3	0	9	-.002	3	-.008	5
17157		19	max	5.169	2	10.885	8	9.679	4	0	3	.002	4	0	2
17158			min	-7.996	1	1.87	3	-9.675	3	0	9	-.002	3	-.009	5
17159		20	max	5.169	2	10.384	8	10.754	4	0	3	.003	4	0	2
17160			min	-7.996	1	1.768	3	-10.75	3	0	9	-.003	3	-.01	5
17161	M436	1	max	111.587	3	18.599	8	10.048	3	0	6	.003	4	.017	6
17162			min	-79.447	4	3.362	3	-10.06	4	0	9	-.003	3	.002	1
17163		2	max	111.587	3	18.098	8	8.973	3	0	6	.002	4	.015	6
17164			min	-79.447	4	3.26	3	-8.985	4	0	9	-.002	3	.001	1
17165		3	max	111.587	3	17.597	8	7.898	3	0	6	.001	4	.014	6
17166			min	-79.447	4	3.158	3	-7.91	4	0	9	-.001	3	0	1
17167		4	max	111.587	3	17.096	8	6.823	3	0	6	0	4	.012	6
17168			min	-79.447	4	3.055	3	-6.835	4	0	9	0	3	0	1
17169		5	max	111.587	3	16.596	8	5.748	3	0	6	0	3	.011	6
17170			min	-79.447	4	2.953	3	-5.76	4	0	9	0	4	0	1
17171		6	max	111.587	3	16.095	8	4.673	3	0	6	0	3	.009	6
17172			min	-79.447	4	2.851	3	-4.685	4	0	9	0	4	0	1
17173		7	max	111.587	3	15.594	8	3.598	3	0	6	0	3	.008	6
17174			min	-79.447	4	2.749	3	-3.61	4	0	9	0	4	0	1
17175		8	max	111.587	3	15.093	8	2.523	3	0	6	.001	3	.007	6
17176			min	-79.447	4	2.646	3	-2.535	4	0	9	-.001	4	-.001	1

Envelope Member Section Forces (Continued)

	Member	Sec		Axial[lb]	LC	y Shear[lb]	LC	z Shear[lb]	LC	Torque[k-...	LC	y-y Mome...	LC	z-z Mome...	LC
17177		9	max	111.587	3	14.592	8	1.448	3	0	6	.001	3	.005	6
17178			min	-79.447	4	2.544	3	-1.459	4	0	9	-.001	4	-.001	1
17179		10	max	111.587	3	14.092	8	.373	3	0	6	.001	3	.004	2
17180			min	-79.447	4	2.442	3	-.384	4	0	9	-.001	4	-.002	1
17181		11	max	111.587	3	13.591	8	.691	4	0	6	.001	3	.004	2
17182			min	-79.447	4	2.34	3	-.702	3	0	9	-.001	4	-.002	1
17183		12	max	111.587	3	13.09	8	1.766	4	0	6	.001	3	.003	2
17184			min	-79.447	4	2.237	3	-1.777	3	0	9	-.001	4	-.002	1
17185		13	max	111.587	3	12.589	8	2.841	4	0	6	.001	3	.003	2
17186			min	-79.447	4	2.135	3	-2.852	3	0	9	-.001	4	-.003	1
17187		14	max	111.587	3	12.088	8	3.916	4	0	6	0	3	.002	2
17188			min	-79.447	4	2.033	3	-3.927	3	0	9	0	4	-.003	1
17189		15	max	111.587	3	11.588	8	4.991	4	0	6	0	3	.002	2
17190			min	-79.447	4	1.931	3	-5.002	3	0	9	0	4	-.003	1
17191		16	max	111.587	3	11.087	8	6.066	4	0	6	0	1	.001	2
17192			min	-79.447	4	1.828	3	-6.078	3	0	9	0	2	-.004	5
17193		17	max	111.587	3	10.586	8	7.141	4	0	6	0	4	0	2
17194			min	-79.447	4	1.726	3	-7.153	3	0	9	0	3	-.005	5
17195		18	max	111.587	3	10.085	8	8.216	4	0	6	.001	4	0	2
17196			min	-79.447	4	1.624	3	-8.228	3	0	9	-.001	3	-.006	5
17197		19	max	111.587	3	9.584	8	9.291	4	0	6	.002	4	0	2
17198			min	-79.447	4	1.522	3	-9.303	3	0	9	-.002	3	-.007	5
17199		20	max	111.587	3	9.084	8	10.366	4	0	6	.003	4	0	2
17200			min	-79.447	4	1.419	3	-10.378	3	0	9	-.003	3	-.008	5
17201	M438	1	max	1036.692	1	867.412	8	649.671	3	.096	3	.244	4	.242	1
17202			min	-941.568	2	206.254	10	-677.403	4	-.3	10	-.194	3	-.41	2
17203		2	max	1036.692	1	867.412	8	649.671	3	.096	3	.233	4	.238	1
17204			min	-941.568	2	206.254	10	-677.403	4	-.3	10	-.182	3	-.416	2
17205		3	max	1036.692	1	867.412	8	649.671	3	.096	3	.221	4	.233	1
17206			min	-941.568	2	206.254	10	-677.403	4	-.3	10	-.171	3	-.422	2
17207		4	max	1036.692	1	867.412	8	649.671	3	.096	3	.209	4	.229	1
17208			min	-941.568	2	206.254	10	-677.403	4	-.3	10	-.159	3	-.429	2
17209		5	max	1036.692	1	867.412	8	649.671	3	.096	3	.197	4	.225	1
17210			min	-941.568	2	206.254	10	-677.403	4	-.3	10	-.148	3	-.435	2
17211		6	max	1036.692	1	867.412	8	649.671	3	.096	3	.185	4	.22	1
17212			min	-941.568	2	206.254	10	-677.403	4	-.3	10	-.137	3	-.441	2
17213		7	max	1036.692	1	867.412	8	649.671	3	.096	3	.173	4	.216	1
17214			min	-941.568	2	206.254	10	-677.403	4	-.3	10	-.125	3	-.447	2
17215		8	max	1036.692	1	867.412	8	649.671	3	.096	3	.161	4	.211	1
17216			min	-941.568	2	206.254	10	-677.403	4	-.3	10	-.114	3	-.453	2
17217		9	max	1036.692	1	867.412	8	649.671	3	.096	3	.149	4	.207	1
17218			min	-941.568	2	206.254	10	-677.403	4	-.3	10	-.102	3	-.46	2
17219		10	max	1036.692	1	867.412	8	649.671	3	.096	3	.137	4	.203	1
17220			min	-941.568	2	206.254	10	-677.403	4	-.3	10	-.091	3	-.466	2
17221		11	max	1036.692	1	867.412	8	649.671	3	.096	3	.126	4	.198	1
17222			min	-941.568	2	206.254	10	-677.403	4	-.3	10	-.08	3	-.472	2
17223		12	max	1036.692	1	867.412	8	649.671	3	.096	3	.114	4	.194	1
17224			min	-941.568	2	206.254	10	-677.403	4	-.3	10	-.068	3	-.478	2
17225		13	max	1036.692	1	867.412	8	649.671	3	.096	3	.102	4	.189	1
17226			min	-941.568	2	206.254	10	-677.403	4	-.3	10	-.057	3	-.485	2
17227		14	max	1036.692	1	867.412	8	649.671	3	.096	3	.09	4	.185	1
17228			min	-941.568	2	206.254	10	-677.403	4	-.3	10	-.045	3	-.491	2

Envelope Member Section Forces (Continued)

	Member	Sec		Axial[lb]	LC	y Shear[lb]	LC	z Shear[lb]	LC	Torque[k-...	LC	y-y Mome...	LC	z-z Mome...	LC
17229		15	max	1036.692	1	867.412	8	649.671	3	.096	3	.078	4	.181	1
17230			min	-941.568	2	206.254	10	-677.403	4	-.3	10	-.034	3	-.497	2
17231		16	max	1036.692	1	867.412	8	649.671	3	.096	3	.069	8	.176	1
17232			min	-941.568	2	206.254	10	-677.403	4	-.3	10	-.023	3	-.503	2
17233		17	max	1036.692	1	867.412	8	649.671	3	.096	3	.068	6	.172	1
17234			min	-941.568	2	206.254	10	-677.403	4	-.3	10	-.023	1	-.509	2
17235		18	max	1036.692	1	867.412	8	649.671	3	.096	3	.067	6	.167	1
17236			min	-941.568	2	206.254	10	-677.403	4	-.3	10	-.023	1	-.521	6
17237		19	max	1036.692	1	867.412	8	649.671	3	.096	3	.067	6	.163	1
17238			min	-941.568	2	206.254	10	-677.403	4	-.3	10	-.023	1	-.536	6
17239		20	max	1036.692	1	867.412	8	649.671	3	.096	3	.066	6	.158	1
17240			min	-941.568	2	206.254	10	-677.403	4	-.3	10	-.023	1	-.552	6
17241	M439	1	max	528.397	1	555.105	7	455.109	3	.439	3	.12	4	.233	2
17242			min	-441.36	2	129.393	10	-427.773	4	-.346	4	-.167	3	-.457	1
17243		2	max	528.397	1	555.105	7	455.109	3	.439	3	.112	4	.229	2
17244			min	-441.36	2	129.393	10	-427.773	4	-.346	4	-.16	3	-.461	1
17245		3	max	528.397	1	555.105	7	455.109	3	.439	3	.105	4	.226	2
17246			min	-441.36	2	129.393	10	-427.773	4	-.346	4	-.152	3	-.464	1
17247		4	max	528.397	1	555.105	7	455.109	3	.439	3	.097	4	.222	2
17248			min	-441.36	2	129.393	10	-427.773	4	-.346	4	-.144	3	-.468	1
17249		5	max	528.397	1	555.105	7	455.109	3	.439	3	.09	4	.219	2
17250			min	-441.36	2	129.393	10	-427.773	4	-.346	4	-.136	3	-.472	1
17251		6	max	528.397	1	555.105	7	455.109	3	.439	3	.082	4	.215	2
17252			min	-441.36	2	129.393	10	-427.773	4	-.346	4	-.128	3	-.475	1
17253		7	max	528.397	1	555.105	7	455.109	3	.439	3	.075	4	.212	2
17254			min	-441.36	2	129.393	10	-427.773	4	-.346	4	-.12	3	-.479	1
17255		8	max	528.397	1	555.105	7	455.109	3	.439	3	.067	4	.208	2
17256			min	-441.36	2	129.393	10	-427.773	4	-.346	4	-.112	3	-.482	1
17257		9	max	528.397	1	555.105	7	455.109	3	.439	3	.06	4	.205	2
17258			min	-441.36	2	129.393	10	-427.773	4	-.346	4	-.104	3	-.486	1
17259		10	max	528.397	1	555.105	7	455.109	3	.439	3	.052	4	.202	2
17260			min	-441.36	2	129.393	10	-427.773	4	-.346	4	-.096	3	-.49	1
17261		11	max	528.397	1	555.105	7	455.109	3	.439	3	.047	1	.198	2
17262			min	-441.36	2	129.393	10	-427.773	4	-.346	4	-.089	2	-.493	1
17263		12	max	528.397	1	555.105	7	455.109	3	.439	3	.047	1	.195	2
17264			min	-441.36	2	129.393	10	-427.773	4	-.346	4	-.089	2	-.497	1
17265		13	max	528.397	1	555.105	7	455.109	3	.439	3	.047	1	.191	2
17266			min	-441.36	2	129.393	10	-427.773	4	-.346	4	-.089	2	-.5	1
17267		14	max	528.397	1	555.105	7	455.109	3	.439	3	.048	1	.188	2
17268			min	-441.36	2	129.393	10	-427.773	4	-.346	4	-.089	2	-.508	5
17269		15	max	528.397	1	555.105	7	455.109	3	.439	3	.048	1	.184	2
17270			min	-441.36	2	129.393	10	-427.773	4	-.346	4	-.089	2	-.518	5
17271		16	max	528.397	1	555.105	7	455.109	3	.439	3	.049	1	.181	2
17272			min	-441.36	2	129.393	10	-427.773	4	-.346	4	-.089	2	-.527	5
17273		17	max	528.397	1	555.105	7	455.109	3	.439	3	.049	1	.177	2
17274			min	-441.36	2	129.393	10	-427.773	4	-.346	4	-.089	2	-.537	5
17275		18	max	528.397	1	555.105	7	455.109	3	.439	3	.05	1	.174	2
17276			min	-441.36	2	129.393	10	-427.773	4	-.346	4	-.089	2	-.546	5
17277		19	max	528.397	1	555.105	7	455.109	3	.439	3	.05	1	.17	2
17278			min	-441.36	2	129.393	10	-427.773	4	-.346	4	-.089	2	-.555	5
17279		20	max	528.397	1	555.105	7	455.109	3	.439	3	.051	1	.167	2
17280			min	-441.36	2	129.393	10	-427.773	4	-.346	4	-.089	2	-.565	5

Envelope Member Section Forces (Continued)

	Member	Sec		Axial[lb]	LC	y Shear[lb]	LC	z Shear[lb]	LC	Torque[k-...	LC	y-y Mome...	LC	z-z Mome...	LC
17281	MP3A	1	max	0	11	.003	8	.009	1	0	11	0	11	0	11
17282			min	0	1	-.003	3	-.009	2	0	1	0	1	0	1
17283		2	max	5.93	8	5.133	4	5.139	1	0	11	0	1	0	3
17284			min	2.422	1	-5.132	3	-5.139	2	0	1	0	2	0	4
17285		3	max	91.31	9	115.001	10	212.88	2	.066	6	.169	2	.402	4
17286			min	-94.255	10	-81.449	3	-118.344	1	-.023	1	-.132	1	-.402	3
17287		4	max	301.516	8	326.039	4	376.881	1	.066	6	.195	2	.339	4
17288			min	-18.153	10	-298.044	3	-282.345	2	-.023	1	-.123	1	-.349	3
17289		5	max	307.446	8	331.169	4	382.01	1	.066	6	.15	6	.218	4
17290			min	-15.731	10	-303.173	3	-287.474	2	-.023	1	.017	1	-.238	3
17291		6	max	313.375	8	336.298	4	387.14	1	.066	6	.211	5	.095	4
17292			min	-13.309	10	-308.303	3	-292.604	2	-.023	1	-.017	2	-.125	3
17293		7	max	319.305	8	341.428	4	392.27	1	.066	6	.302	1	-.004	1
17294			min	-10.887	10	-313.432	3	-297.734	2	-.023	1	-.126	2	-.066	10
17295		8	max	325.234	8	346.558	4	397.399	1	.066	6	.448	1	.105	3
17296			min	-8.465	10	-318.562	3	-302.863	2	-.023	1	-.237	2	-.157	4
17297		9	max	331.164	8	351.687	4	402.529	1	.066	6	.595	1	.224	3
17298			min	-6.043	10	-323.692	3	-307.993	2	-.023	1	-.349	2	-.285	4
17299		10	max	526.051	8	415.06	4	495.556	1	.066	6	.772	1	.362	3
17300			min	107.979	10	-387.064	3	-401.02	2	-.023	1	-.491	2	-.434	4
17301		11	max	531.98	8	420.19	4	500.685	1	.066	6	.956	1	.506	3
17302			min	110.402	10	-392.194	3	-406.149	2	-.023	1	-.64	2	-.588	4
17303		12	max	537.91	8	425.319	4	505.815	1	.066	6	1.141	1	.651	3
17304			min	112.824	10	-397.323	3	-411.279	2	-.023	1	-.791	2	-.744	4
17305		13	max	-90.634	10	247.27	3	525.856	2	0	11	1.309	1	.591	3
17306			min	-323.151	5	-247.242	4	-525.671	1	0	1	-1.31	2	-.591	4
17307		14	max	-88.212	10	242.14	3	520.726	2	0	11	1.117	1	.501	3
17308			min	-317.221	5	-242.113	4	-520.541	1	0	1	-1.117	2	-.501	4
17309		15	max	-85.79	10	237.011	3	515.597	2	0	11	.926	1	.413	3
17310			min	-311.292	5	-236.983	4	-515.412	1	0	1	-.926	2	-.413	4
17311		16	max	-83.368	10	231.881	3	510.467	2	0	11	.737	1	.327	3
17312			min	-305.362	5	-231.854	4	-510.282	1	0	1	-.737	2	-.327	4
17313		17	max	-80.946	10	226.752	3	505.338	2	0	11	.55	1	.242	3
17314			min	-299.433	5	-226.724	4	-505.152	1	0	1	-.55	2	-.242	4
17315		18	max	-78.524	10	221.622	3	500.208	2	0	11	.365	1	.16	3
17316			min	-293.503	5	-221.594	4	-500.023	1	0	1	-.365	2	-.16	4
17317		19	max	-76.102	10	216.492	3	495.078	2	0	11	.181	1	.079	3
17318			min	-287.574	5	-216.465	4	-494.893	1	0	1	-.181	2	-.079	4
17319		20	max	-73.68	10	211.363	3	489.949	2	0	11	0	11	0	11
17320			min	-281.644	5	-211.335	4	-489.764	1	0	1	0	1	0	1
17321	MP2A	1	max	0	11	.003	4	.009	1	0	11	0	11	0	11
17322			min	0	1	-.003	3	-.008	2	0	1	0	1	0	1
17323		2	max	6.777	8	5.865	4	5.871	1	0	11	.001	1	.001	3
17324			min	2.768	1	-5.865	3	-5.871	2	0	1	-.001	2	-.001	4
17325		3	max	172.911	7	188.865	4	140.64	5	.051	1	.096	6	.315	4
17326			min	-17.879	10	-216.54	3	-51.572	2	-.089	2	-.002	1	-.316	3
17327		4	max	179.688	7	194.728	4	144.445	1	.051	1	.138	7	.235	4
17328			min	-15.11	10	-222.402	3	-57.435	2	-.089	2	.036	4	-.224	3
17329		5	max	186.464	7	200.59	4	150.307	1	.051	1	.196	5	.151	4
17330			min	-12.342	10	-228.264	3	-63.297	2	-.089	2	.016	2	-.129	3
17331		6	max	193.241	7	206.452	4	156.169	1	.051	1	.257	5	.066	4
17332			min	-9.574	10	-234.127	3	-69.16	2	-.089	2	-.012	2	-.032	3

Envelope Member Section Forces (Continued)

	Member	Sec		Axial[lb]	LC	y Shear[lb]	LC	z Shear[lb]	LC	Torque[k-...	LC	y-y Mome...	LC	z-z Mome...	LC
17333		7	max	200.018	7	212.315	4	162.032	1	.051	1	.32	5	.092	10
17334			min	-6.806	10	-239.989	3	-75.022	2	-.089	2	-.043	2	-.023	4
17335		8	max	206.794	7	218.177	4	167.894	1	.051	1	.384	5	.17	3
17336			min	-4.038	10	-245.852	3	-80.884	2	-.089	2	-.075	2	-.113	4
17337		9	max	346.883	7	293.707	4	319.042	1	.051	1	.46	5	.301	3
17338			min	48.71	10	-321.381	3	-232.032	2	-.089	2	-.164	2	-.232	4
17339		10	max	353.66	7	299.569	4	324.904	1	.051	1	.581	1	.437	3
17340			min	51.478	10	-327.243	3	-237.894	2	-.089	2	-.263	2	-.357	4
17341		11	max	360.436	7	305.431	4	330.766	1	.051	1	.72	1	.576	3
17342			min	54.246	10	-333.106	3	-243.757	2	-.089	2	-.365	2	-.484	4
17343		12	max	-72.125	10	116.594	3	192.322	2	0	11	.133	1	.105	3
17344			min	-187.525	5	-116.607	4	-192.239	1	0	1	-.133	2	-.105	4
17345		13	max	-19.376	10	41.065	3	41.175	2	0	11	.061	1	.061	3
17346			min	-47.436	5	-41.078	4	-41.091	1	0	1	-.061	2	-.061	4
17347		14	max	-16.608	10	35.202	3	35.313	2	0	11	.045	1	.045	3
17348			min	-40.66	5	-35.215	4	-35.229	1	0	1	-.045	2	-.045	4
17349		15	max	-13.84	10	29.34	3	29.45	2	0	11	.031	1	.031	3
17350			min	-33.883	5	-29.353	4	-29.367	1	0	1	-.031	2	-.031	4
17351		16	max	-11.072	10	23.478	3	23.588	2	0	11	.02	1	.02	3
17352			min	-27.107	5	-23.491	4	-23.504	1	0	1	-.02	2	-.02	4
17353		17	max	-8.304	10	17.615	3	17.725	2	0	11	.011	1	.011	3
17354			min	-20.33	5	-17.628	4	-17.642	1	0	1	-.011	2	-.011	4
17355		18	max	-5.536	10	11.753	3	11.863	2	0	11	.005	1	.005	3
17356			min	-13.553	5	-11.766	4	-11.78	1	0	1	-.005	2	-.005	4
17357		19	max	-2.768	10	5.891	3	6.001	2	0	11	.001	1	.001	3
17358			min	-6.777	5	-5.904	4	-5.917	1	0	1	-.001	2	-.001	4
17359		20	max	0	11	.028	3	.357	6	0	11	0	11	0	11
17360			min	0	1	-.071	8	-.055	1	0	1	0	1	0	1
17361	M477	1	max	0	11	0	11	0	11	0	11	0	11	0	11
17362			min	0	1	0	1	0	1	0	1	0	1	0	1
17363		2	max	70.548	4	122.729	6	122.367	9	-.004	2	.095	2	.187	4
17364			min	-95.278	9	-158.091	9	20.474	3	-.095	9	-.05	1	-.16	3
17365		3	max	45.022	3	113.864	4	102.048	1	.078	1	.204	8	.109	4
17366			min	-328.421	8	-100.671	3	-194.12	2	-.091	2	-.051	3	-.127	3
17367		4	max	45.022	3	111.562	4	95.691	1	.078	1	.13	4	.047	4
17368			min	-328.421	8	-102.973	3	-187.764	2	-.091	2	-.053	3	-.071	3
17369		5	max	45.022	3	109.26	4	89.335	1	.078	1	.081	4	.005	2
17370			min	-328.421	8	-105.274	3	-181.407	2	-.091	2	-.055	3	-.044	5
17371		6	max	45.022	3	106.958	4	82.979	1	.078	1	.12	1	.045	3
17372			min	-328.421	8	-107.576	3	-175.051	2	-.091	2	-.144	2	-.085	10
17373		7	max	45.022	3	104.657	4	76.623	1	.078	1	.164	1	.105	3
17374			min	-328.421	8	-109.878	3	-168.695	2	-.091	2	-.239	2	-.133	4
17375		8	max	90.253	10	150.557	4	60.797	2	.016	3	.169	1	.234	4
17376			min	-274.382	6	-162.663	3	-58.585	1	-.014	4	-.233	2	-.25	3
17377		9	max	90.253	10	148.255	4	67.153	2	.016	3	.135	1	.151	4
17378			min	-274.382	6	-164.965	3	-64.941	1	-.014	4	-.198	2	-.16	3
17379		10	max	90.253	10	145.954	4	73.51	2	.016	3	.098	1	.07	4
17380			min	-274.382	6	-167.267	3	-71.298	1	-.014	4	-.159	2	-.068	3
17381		11	max	90.253	10	143.652	4	79.866	2	.016	3	.056	1	.025	3
17382			min	-274.382	6	-169.568	3	-77.654	1	-.014	4	-.117	2	-.01	4
17383		12	max	90.253	10	141.35	4	86.222	2	.016	3	.012	1	.12	3
17384			min	-274.382	6	-171.87	3	-84.01	1	-.014	4	-.093	6	-.089	4

Envelope Member Section Forces (Continued)

	Member	Sec		Axial[lb]	LC	y Shear[lb]	LC	z Shear[lb]	LC	Torque[k-...	LC	y-y Mome...	LC	z-z Mome...	LC
17385		13	max	90.253	10	139.048	4	92.578	2	.016	3	.014	3	.215	3
17386			min	-274.382	6	-174.172	3	-90.366	1	-.014	4	-.087	8	-.166	4
17387		14	max	12.497	4	121.143	4	132.066	7	.078	2	-.033	1	.14	4
17388			min	-331.469	7	-60.922	3	10.282	4	-.078	1	-.138	6	-.104	10
17389		15	max	12.497	4	118.841	4	132.066	7	.078	2	-.007	3	.074	4
17390			min	-331.469	7	-63.224	3	10.282	4	-.078	1	-.068	6	-.073	10
17391		16	max	12.497	4	116.539	4	132.066	7	.078	2	.037	3	.009	4
17392			min	-331.469	7	-65.526	3	10.282	4	-.078	1	-.034	4	-.04	10
17393		17	max	12.497	4	114.238	4	133.93	6	.078	2	.089	7	.016	3
17394			min	-331.469	7	-67.828	3	10.282	4	-.078	1	-.028	4	-.061	8
17395		18	max	12.497	4	111.936	4	136.724	6	.078	2	.162	7	.054	3
17396			min	-331.469	7	-70.129	3	4.273	1	-.078	1	-.023	4	-.117	4
17397		19	max	43.49	10	88.793	5	73.273	1	.095	7	.092	2	.121	3
17398			min	-77.904	6	-6.712	2	-187.13	2	.021	4	-.04	1	-.138	4
17399		20	max	0	11	0	11	0	11	0	11	0	11	0	11
17400			min	0	1	0	1	0	1	0	1	0	1	0	1
17401	M472	1	max	135.847	1	242.509	6	182.563	3	.308	9	.088	2	-.038	2
17402			min	-62.201	2	-109.614	9	-167.942	4	-.138	4	-.053	1	-.359	9
17403		2	max	135.847	1	242.509	6	182.563	3	.308	9	.089	2	-.041	2
17404			min	-62.201	2	-109.614	9	-167.942	4	-.138	4	-.054	1	-.357	9
17405		3	max	135.847	1	242.509	6	182.563	3	.308	9	.09	2	-.044	2
17406			min	-62.201	2	-109.614	9	-167.942	4	-.138	4	-.054	1	-.355	9
17407		4	max	135.847	1	242.509	6	182.563	3	.308	9	.091	2	-.047	2
17408			min	-62.201	2	-109.614	9	-167.942	4	-.138	4	-.055	1	-.353	9
17409		5	max	135.847	1	242.509	6	182.563	3	.308	9	.092	2	-.049	2
17410			min	-62.201	2	-109.614	9	-167.942	4	-.138	4	-.056	1	-.351	9
17411		6	max	135.847	1	242.509	6	182.563	3	.308	9	.093	2	-.052	2
17412			min	-62.201	2	-109.614	9	-167.942	4	-.138	4	-.056	1	-.349	9
17413		7	max	135.847	1	242.509	6	182.563	3	.308	9	.094	2	-.054	3
17414			min	-62.201	2	-109.614	9	-167.942	4	-.138	4	-.057	1	-.347	9
17415		8	max	135.847	1	242.509	6	182.563	3	.308	9	.095	2	-.054	3
17416			min	-62.201	2	-109.614	9	-167.942	4	-.138	4	-.058	1	-.345	9
17417		9	max	135.847	1	242.509	6	182.563	3	.308	9	.096	2	-.054	3
17418			min	-62.201	2	-109.614	9	-167.942	4	-.138	4	-.059	1	-.343	9
17419		10	max	135.847	1	242.509	6	182.563	3	.308	9	.097	2	-.055	3
17420			min	-62.201	2	-109.614	9	-167.942	4	-.138	4	-.059	1	-.341	9
17421		11	max	135.847	1	242.509	6	182.563	3	.308	9	.098	2	-.055	3
17422			min	-62.201	2	-109.614	9	-167.942	4	-.138	4	-.06	1	-.339	9
17423		12	max	135.847	1	242.509	6	182.563	3	.308	9	.099	2	-.055	3
17424			min	-62.201	2	-109.614	9	-167.942	4	-.138	4	-.061	1	-.338	9
17425		13	max	135.847	1	242.509	6	182.563	3	.308	9	.099	2	-.056	3
17426			min	-62.201	2	-109.614	9	-167.942	4	-.138	4	-.061	1	-.342	8
17427		14	max	135.847	1	242.509	6	182.563	3	.308	9	.1	2	-.056	3
17428			min	-62.201	2	-109.614	9	-167.942	4	-.138	4	-.062	1	-.346	8
17429		15	max	135.847	1	242.509	6	182.563	3	.308	9	.101	2	-.056	3
17430			min	-62.201	2	-109.614	9	-167.942	4	-.138	4	-.063	1	-.35	8
17431		16	max	135.847	1	242.509	6	182.563	3	.308	9	.102	2	-.056	3
17432			min	-62.201	2	-109.614	9	-167.942	4	-.138	4	-.063	1	-.354	8
17433		17	max	135.847	1	242.509	6	182.563	3	.308	9	.103	2	-.057	3
17434			min	-62.201	2	-109.614	9	-167.942	4	-.138	4	-.064	1	-.358	8
17435		18	max	135.847	1	242.509	6	182.563	3	.308	9	.104	2	-.057	3
17436			min	-62.201	2	-109.614	9	-167.942	4	-.138	4	-.065	1	-.362	8

Envelope Member Section Forces (Continued)

	Member	Sec		Axial[lb]	LC	y Shear[lb]	LC	z Shear[lb]	LC	Torque[k-...	LC	y-y Mome...	LC	z-z Mome...	LC
17437		19	max	135.847	1	242.509	6	182.563	3	.308	9	.105	2	-.057	3
17438			min	-62.201	2	-109.614	9	-167.942	4	-.138	4	-.065	1	-.367	8
17439		20	max	135.847	1	242.509	6	182.563	3	.308	9	.106	2	-.057	3
17440			min	-62.201	2	-109.614	9	-167.942	4	-.138	4	-.066	1	-.371	8
17441	MP4A	1	max	0	11	.003	4	.007	5	0	11	0	11	0	11
17442			min	0	1	-.004	7	-.004	2	0	1	0	1	0	1
17443		2	max	5.93	8	5.133	4	5.135	1	0	11	0	1	0	3
17444			min	2.422	1	-5.133	3	-5.134	2	0	1	0	2	0	4
17445		3	max	141.586	6	81.117	4	124.132	9	.106	2	.037	2	.18	4
17446			min	-151.014	9	-95.43	9	20.305	3	-.066	1	-.117	9	-.141	3
17447		4	max	147.515	6	86.246	4	124.645	9	.106	2	.051	6	.149	4
17448			min	-148.592	9	-100.468	3	19.501	2	-.066	1	-.072	9	-.105	3
17449		5	max	153.445	6	91.376	4	125.158	9	.106	2	.086	6	.117	4
17450			min	-146.17	9	-105.598	3	14.371	2	-.066	1	-.026	9	-.067	3
17451		6	max	159.374	6	96.505	4	125.671	9	.106	2	.122	8	.092	8
17452			min	-143.748	9	-110.728	3	9.242	2	-.066	1	.009	3	-.027	3
17453		7	max	165.304	6	101.635	4	126.184	9	.106	2	.16	8	.113	9
17454			min	-141.326	9	-115.857	3	4.112	2	-.066	1	.016	3	.015	3
17455		8	max	171.234	6	106.765	4	126.697	9	.106	2	.198	8	.148	9
17456			min	-138.904	9	-120.987	3	-1.018	2	-.066	1	.024	3	.007	4
17457		9	max	177.163	6	111.894	4	127.21	9	.106	2	.236	8	.184	9
17458			min	-136.482	9	-126.116	3	-6.147	2	-.066	1	.031	3	-.033	4
17459		10	max	183.093	6	117.024	4	127.723	9	.106	2	.274	8	.219	9
17460			min	-134.06	9	-131.246	3	-11.277	2	-.066	1	.038	3	-.075	4
17461		11	max	189.022	6	122.153	4	128.236	9	.106	2	.312	8	.254	9
17462			min	-131.638	9	-136.376	3	-16.406	2	-.066	1	.046	3	-.119	4
17463		12	max	194.952	6	127.283	4	128.749	9	.106	2	.353	5	.289	9
17464			min	-129.215	9	-141.505	3	-21.536	2	-.066	1	.042	2	-.165	4
17465		13	max	-16.954	10	35.921	3	35.935	2	0	11	.046	1	.046	3
17466			min	-41.507	5	-35.926	4	-35.928	1	0	1	-.046	2	-.046	4
17467		14	max	-14.532	10	30.792	3	30.806	2	0	11	.034	1	.034	3
17468			min	-35.577	5	-30.796	4	-30.799	1	0	1	-.034	2	-.034	4
17469		15	max	-12.11	10	25.662	3	25.676	2	0	11	.024	1	.024	3
17470			min	-29.648	5	-25.667	4	-25.669	1	0	1	-.024	2	-.024	4
17471		16	max	-9.688	10	20.532	3	20.547	2	0	11	.015	1	.015	3
17472			min	-23.718	5	-20.537	4	-20.539	1	0	1	-.015	2	-.015	4
17473		17	max	-7.266	10	15.403	3	15.417	2	0	11	.009	1	.009	3
17474			min	-17.789	5	-15.408	4	-15.41	1	0	1	-.009	2	-.009	4
17475		18	max	-4.844	10	10.273	3	10.287	2	0	11	.004	1	.004	3
17476			min	-11.859	5	-10.278	4	-10.28	1	0	1	-.004	2	-.004	4
17477		19	max	-2.422	10	5.144	3	5.158	2	0	11	0	1	0	3
17478			min	-5.93	5	-5.148	4	-5.151	1	0	1	0	2	0	4
17479		20	max	0	11	.014	3	.041	6	0	11	0	11	0	11
17480			min	0	1	-.026	8	-.021	1	0	1	0	1	0	1
17481	M472A	1	max	490.879	1	470.445	6	332.335	3	.109	3	.058	4	-.069	4
17482			min	-377.01	2	133.111	1	-383.767	4	-.275	4	-.095	3	-.305	7
17483		2	max	490.879	1	470.445	6	332.335	3	.109	3	.052	4	-.072	4
17484			min	-377.01	2	133.111	1	-383.767	4	-.275	4	-.089	3	-.313	7
17485		3	max	490.879	1	470.445	6	332.335	3	.109	3	.045	4	-.075	4
17486			min	-377.01	2	133.111	1	-383.767	4	-.275	4	-.083	3	-.321	7
17487		4	max	490.879	1	470.445	6	332.335	3	.109	3	.038	4	-.078	4
17488			min	-377.01	2	133.111	1	-383.767	4	-.275	4	-.077	3	-.329	7

Envelope Member Section Forces (Continued)

	Member	Sec		Axial[lb]	LC	y Shear[lb]	LC	z Shear[lb]	LC	Torque[k-...	LC	y-y Mome...	LC	z-z Mome...	LC
17489		5	max	490.879	1	470.445	6	332.335	3	.109	3	.031	4	-.081	4
17490			min	-377.01	2	133.111	1	-383.767	4	-.275	4	-.071	3	-.337	7
17491		6	max	490.879	1	470.445	6	332.335	3	.109	3	.03	1	-.084	4
17492			min	-377.01	2	133.111	1	-383.767	4	-.275	4	-.071	2	-.345	7
17493		7	max	490.879	1	470.445	6	332.335	3	.109	3	.031	1	-.087	4
17494			min	-377.01	2	133.111	1	-383.767	4	-.275	4	-.072	2	-.353	7
17495		8	max	490.879	1	470.445	6	332.335	3	.109	3	.031	1	-.09	4
17496			min	-377.01	2	133.111	1	-383.767	4	-.275	4	-.073	2	-.361	7
17497		9	max	490.879	1	470.445	6	332.335	3	.109	3	.031	1	-.092	4
17498			min	-377.01	2	133.111	1	-383.767	4	-.275	4	-.074	2	-.369	7
17499		10	max	490.879	1	470.445	6	332.335	3	.109	3	.031	1	-.095	4
17500			min	-377.01	2	133.111	1	-383.767	4	-.275	4	-.076	2	-.378	7
17501		11	max	490.879	1	470.445	6	332.335	3	.109	3	.032	1	-.098	4
17502			min	-377.01	2	133.111	1	-383.767	4	-.275	4	-.077	2	-.386	7
17503		12	max	490.879	1	470.445	6	332.335	3	.109	3	.032	1	-.101	4
17504			min	-377.01	2	133.111	1	-383.767	4	-.275	4	-.078	2	-.394	7
17505		13	max	490.879	1	470.445	6	332.335	3	.109	3	.032	1	-.104	4
17506			min	-377.01	2	133.111	1	-383.767	4	-.275	4	-.079	2	-.402	7
17507		14	max	490.879	1	470.445	6	332.335	3	.109	3	.032	1	-.107	4
17508			min	-377.01	2	133.111	1	-383.767	4	-.275	4	-.08	6	-.41	7
17509		15	max	490.879	1	470.445	6	332.335	3	.109	3	.033	1	-.11	4
17510			min	-377.01	2	133.111	1	-383.767	4	-.275	4	-.081	6	-.418	7
17511		16	max	490.879	1	470.445	6	332.335	3	.109	3	.033	1	-.113	4
17512			min	-377.01	2	133.111	1	-383.767	4	-.275	4	-.083	6	-.426	7
17513		17	max	490.879	1	470.445	6	332.335	3	.109	3	.033	1	-.116	4
17514			min	-377.01	2	133.111	1	-383.767	4	-.275	4	-.084	6	-.434	7
17515		18	max	490.879	1	470.445	6	332.335	3	.109	3	.033	1	-.119	4
17516			min	-377.01	2	133.111	1	-383.767	4	-.275	4	-.086	6	-.442	7
17517		19	max	490.879	1	470.445	6	332.335	3	.109	3	.033	1	-.122	4
17518			min	-377.01	2	133.111	1	-383.767	4	-.275	4	-.087	6	-.451	7
17519		20	max	490.879	1	470.445	6	332.335	3	.109	3	.034	1	-.124	4
17520			min	-377.01	2	133.111	1	-383.767	4	-.275	4	-.088	6	-.459	7
17521	MP1A	1	max	0	11	.003	4	.006	5	0	11	0	11	0	11
17522			min	0	1	-.003	3	-.004	2	0	1	0	1	0	1
17523		2	max	5.93	8	5.133	4	5.135	1	0	11	0	1	0	3
17524			min	2.422	1	-5.133	3	-5.134	2	0	1	0	2	0	4
17525		3	max	13.836	2	77.888	6	175.085	6	.034	1	-.007	2	.132	4
17526			min	-69.928	5	-43.491	10	-56.577	1	-.088	6	-.087	5	-.118	3
17527		4	max	16.258	2	77.888	6	173.06	6	.034	1	.055	2	.116	4
17528			min	-63.998	5	-43.491	10	-51.447	1	-.088	6	-.077	1	-.121	3
17529		5	max	18.68	2	77.987	8	171.036	6	.034	1	.114	2	.098	4
17530			min	-60.046	1	-43.491	10	-46.318	1	-.088	6	-.095	1	-.122	3
17531		6	max	21.102	2	80.011	8	169.012	6	.034	1	.172	2	.077	4
17532			min	-57.624	1	-43.491	10	-41.188	1	-.088	6	-.111	1	-.12	3
17533		7	max	79.051	6	153.558	4	171.11	5	.034	1	.188	2	.036	4
17534			min	-38.462	1	-102.219	3	-41.625	2	-.088	6	-.085	1	-.1	7
17535		8	max	84.981	6	158.687	4	173.134	5	.034	1	.218	6	-.021	4
17536			min	-36.04	1	-107.349	3	-46.755	2	-.088	6	-.027	1	-.112	6
17537		9	max	90.91	6	163.817	4	175.158	5	.034	1	.264	6	-.01	10
17538			min	-33.618	1	-112.479	3	-51.884	2	-.088	6	.033	1	-.144	8
17539		10	max	309.922	6	241.464	4	248.35	1	.034	1	.315	7	.046	3
17540			min	93.605	1	-190.126	3	-134.741	2	-.088	6	.085	4	-.189	8

Envelope Member Section Forces (Continued)

	Member	Sec		Axial[lb]	LC	y Shear[lb]	LC	z Shear[lb]	LC	Torque[k-...	LC	y-y Mome...	LC	z-z Mome...	LC
17541		11	max	315.851	6	246.593	4	253.48	1	.034	1	.379	5	.117	3
17542			min	96.027	1	-195.255	3	-139.871	2	-.088	6	.059	2	-.255	4
17543		12	max	321.781	6	251.723	4	258.609	1	.034	1	.452	5	.19	3
17544			min	98.449	1	-200.385	3	-145	2	-.088	6	.006	2	-.347	4
17545		13	max	-33.694	10	127.085	3	227.264	2	0	11	.157	1	.099	3
17546			min	-142.637	5	-127.073	4	-227.246	1	0	1	-.157	2	-.099	4
17547		14	max	-31.272	10	121.956	3	222.134	2	0	11	.074	1	.053	3
17548			min	-136.708	5	-121.943	4	-222.116	1	0	1	-.074	2	-.053	4
17549		15	max	-12.11	10	25.685	3	25.713	2	0	11	.024	1	.024	3
17550			min	-29.648	5	-25.672	4	-25.694	1	0	1	-.024	2	-.024	4
17551		16	max	-9.688	10	20.555	3	20.583	2	0	11	.015	1	.015	3
17552			min	-23.718	5	-20.543	4	-20.565	1	0	1	-.015	2	-.015	4
17553		17	max	-7.266	10	15.425	3	15.453	2	0	11	.009	1	.009	3
17554			min	-17.789	5	-15.413	4	-15.435	1	0	1	-.009	2	-.009	4
17555		18	max	-4.844	10	10.296	3	10.324	2	0	11	.004	1	.004	3
17556			min	-11.859	5	-10.283	4	-10.306	1	0	1	-.004	2	-.004	4
17557		19	max	-2.422	10	5.166	3	5.194	2	0	11	0	1	0	3
17558			min	-5.93	5	-5.154	4	-5.176	1	0	1	0	2	0	4
17559		20	max	0	11	.105	7	.163	6	0	11	0	11	0	11
17560			min	0	1	-.024	4	-.046	1	0	1	0	1	0	1
17561	M472B	1	max	-20.306	3	155.79	9	70.453	4	.165	3	.053	1	-.004	2
17562			min	-123.02	9	-129.706	6	-95.297	9	-.201	4	-.088	2	-.095	9
17563		2	max	-20.306	3	155.79	9	70.453	4	.165	3	.054	1	-.002	2
17564			min	-123.02	9	-129.706	6	-95.297	9	-.201	4	-.089	2	-.098	9
17565		3	max	-20.306	3	155.79	9	70.453	4	.165	3	.054	1	0	2
17566			min	-123.02	9	-129.706	6	-95.297	9	-.201	4	-.09	2	-.1	9
17567		4	max	-20.306	3	155.79	9	70.453	4	.165	3	.055	1	.002	2
17568			min	-123.02	9	-129.706	6	-95.297	9	-.201	4	-.091	2	-.103	9
17569		5	max	-20.306	3	155.79	9	70.453	4	.165	3	.056	1	.004	2
17570			min	-123.02	9	-129.706	6	-95.297	9	-.201	4	-.092	2	-.106	9
17571		6	max	-20.306	3	155.79	9	70.453	4	.165	3	.056	1	.006	2
17572			min	-123.02	9	-129.706	6	-95.297	9	-.201	4	-.093	2	-.109	9
17573		7	max	-20.306	3	155.79	9	70.453	4	.165	3	.057	1	.008	2
17574			min	-123.02	9	-129.706	6	-95.297	9	-.201	4	-.094	2	-.111	9
17575		8	max	-20.306	3	155.79	9	70.453	4	.165	3	.058	1	.01	2
17576			min	-123.02	9	-129.706	6	-95.297	9	-.201	4	-.095	2	-.114	9
17577		9	max	-20.306	3	155.79	9	70.453	4	.165	3	.058	1	.011	2
17578			min	-123.02	9	-129.706	6	-95.297	9	-.201	4	-.096	2	-.117	9
17579		10	max	-20.306	3	155.79	9	70.453	4	.165	3	.059	1	.013	2
17580			min	-123.02	9	-129.706	6	-95.297	9	-.201	4	-.097	2	-.12	9
17581		11	max	-20.306	3	155.79	9	70.453	4	.165	3	.06	1	.015	2
17582			min	-123.02	9	-129.706	6	-95.297	9	-.201	4	-.098	2	-.122	9
17583		12	max	-20.306	3	155.79	9	70.453	4	.165	3	.061	1	.017	2
17584			min	-123.02	9	-129.706	6	-95.297	9	-.201	4	-.099	2	-.125	9
17585		13	max	-20.306	3	155.79	9	70.453	4	.165	3	.061	1	.019	2
17586			min	-123.02	9	-129.706	6	-95.297	9	-.201	4	-.099	2	-.128	9
17587		14	max	-20.306	3	155.79	9	70.453	4	.165	3	.062	1	.021	2
17588			min	-123.02	9	-129.706	6	-95.297	9	-.201	4	-.1	2	-.131	9
17589		15	max	-20.306	3	155.79	9	70.453	4	.165	3	.063	1	.023	2
17590			min	-123.02	9	-129.706	6	-95.297	9	-.201	4	-.101	2	-.133	9
17591		16	max	-20.306	3	155.79	9	70.453	4	.165	3	.063	1	.025	2
17592			min	-123.02	9	-129.706	6	-95.297	9	-.201	4	-.102	2	-.136	9

Envelope Member Section Forces (Continued)

	Member	Sec		Axial[lb]	LC	y Shear[lb]	LC	z Shear[lb]	LC	Torque[k-...	LC	y-y Mome...	LC	z-z Mome...	LC
17593		17	max	-20.306	3	155.79	9	70.453	4	.165	3	.064	1	.027	2
17594			min	-123.02	9	-129.706	6	-95.297	9	-.201	4	-.103	2	-.139	9
17595		18	max	-20.306	3	155.79	9	70.453	4	.165	3	.065	1	.029	2
17596			min	-123.02	9	-129.706	6	-95.297	9	-.201	4	-.104	2	-.141	9
17597		19	max	-20.306	3	155.79	9	70.453	4	.165	3	.065	1	.031	2
17598			min	-123.02	9	-129.706	6	-95.297	9	-.201	4	-.105	2	-.144	9
17599		20	max	-20.306	3	155.79	9	70.453	4	.165	3	.066	1	.033	2
17600			min	-123.02	9	-129.706	6	-95.297	9	-.201	4	-.106	2	-.147	9
17601	M473B	1	max	128.86	1	99.093	10	115.024	10	.423	3	.02	1	.102	2
17602			min	-223.976	2	-86.471	9	-71.024	3	-.43	4	-.079	6	-.088	1
17603		2	max	128.86	1	99.093	10	115.024	10	.423	3	.021	1	.103	2
17604			min	-223.976	2	-86.471	9	-71.024	3	-.43	4	-.078	6	-.089	1
17605		3	max	128.86	1	99.093	10	115.024	10	.423	3	.021	1	.104	2
17606			min	-223.976	2	-86.471	9	-71.024	3	-.43	4	-.078	6	-.089	1
17607		4	max	128.86	1	99.093	10	115.024	10	.423	3	.021	1	.105	2
17608			min	-223.976	2	-86.471	9	-71.024	3	-.43	4	-.077	6	-.09	1
17609		5	max	128.86	1	99.093	10	115.024	10	.423	3	.021	1	.106	2
17610			min	-223.976	2	-86.471	9	-71.024	3	-.43	4	-.076	6	-.091	1
17611		6	max	128.86	1	99.093	10	115.024	10	.423	3	.021	1	.107	2
17612			min	-223.976	2	-86.471	9	-71.024	3	-.43	4	-.076	6	-.092	1
17613		7	max	128.86	1	99.093	10	115.024	10	.423	3	.021	1	.108	2
17614			min	-223.976	2	-86.471	9	-71.024	3	-.43	4	-.075	6	-.093	1
17615		8	max	128.86	1	99.093	10	115.024	10	.423	3	.021	1	.109	2
17616			min	-223.976	2	-86.471	9	-71.024	3	-.43	4	-.074	6	-.094	1
17617		9	max	128.86	1	99.093	10	115.024	10	.423	3	.021	1	.109	2
17618			min	-223.976	2	-86.471	9	-71.024	3	-.43	4	-.074	6	-.095	1
17619		10	max	128.86	1	99.093	10	115.024	10	.423	3	.022	1	.11	2
17620			min	-223.976	2	-86.471	9	-71.024	3	-.43	4	-.073	6	-.096	1
17621		11	max	128.86	1	99.093	10	115.024	10	.423	3	.022	1	.111	2
17622			min	-223.976	2	-86.471	9	-71.024	3	-.43	4	-.072	6	-.097	1
17623		12	max	128.86	1	99.093	10	115.024	10	.423	3	.022	1	.112	2
17624			min	-223.976	2	-86.471	9	-71.024	3	-.43	4	-.072	6	-.098	1
17625		13	max	128.86	1	99.093	10	115.024	10	.423	3	.022	1	.113	2
17626			min	-223.976	2	-86.471	9	-71.024	3	-.43	4	-.071	6	-.099	1
17627		14	max	128.86	1	99.093	10	115.024	10	.423	3	.022	1	.114	2
17628			min	-223.976	2	-86.471	9	-71.024	3	-.43	4	-.07	6	-.1	1
17629		15	max	128.86	1	99.093	10	115.024	10	.423	3	.022	1	.115	2
17630			min	-223.976	2	-86.471	9	-71.024	3	-.43	4	-.069	6	-.101	1
17631		16	max	128.86	1	99.093	10	115.024	10	.423	3	.022	1	.116	2
17632			min	-223.976	2	-86.471	9	-71.024	3	-.43	4	-.069	6	-.101	1
17633		17	max	128.86	1	99.093	10	115.024	10	.423	3	.022	1	.117	2
17634			min	-223.976	2	-86.471	9	-71.024	3	-.43	4	-.068	6	-.102	1
17635		18	max	128.86	1	99.093	10	115.024	10	.423	3	.023	1	.118	2
17636			min	-223.976	2	-86.471	9	-71.024	3	-.43	4	-.067	6	-.103	1
17637		19	max	128.86	1	99.093	10	115.024	10	.423	3	.023	1	.119	2
17638			min	-223.976	2	-86.471	9	-71.024	3	-.43	4	-.067	6	-.104	1
17639		20	max	128.86	1	99.093	10	115.024	10	.423	3	.023	1	.12	2
17640			min	-223.976	2	-86.471	9	-71.024	3	-.43	4	-.066	6	-.105	1
17641	M474	1	max	39.413	2	23.407	10	177.041	4	.391	3	.09	2	.067	2
17642			min	-135.906	5	-159.306	7	-204.404	3	-.381	4	-.042	1	-.068	1
17643		2	max	39.413	2	23.407	10	177.041	4	.391	3	.089	2	.068	2
17644			min	-135.906	5	-159.306	7	-204.404	3	-.381	4	-.043	1	-.067	1

Envelope Member Section Forces (Continued)

	Member	Sec		Axial[lb]	LC	y Shear[lb]	LC	z Shear[lb]	LC	Torque[k-...	LC	y-y Mome...	LC	z-z Mome...	LC
17645		3	max	39.413	2	23.407	10	177.041	4	.391	3	.089	2	.069	2
17646			min	-135.906	5	-159.306	7	-204.404	3	-.381	4	-.043	1	-.066	1
17647		4	max	39.413	2	23.407	10	177.041	4	.391	3	.089	2	.069	2
17648			min	-135.906	5	-159.306	7	-204.404	3	-.381	4	-.044	1	-.065	1
17649		5	max	39.413	2	23.407	10	177.041	4	.391	3	.089	2	.07	2
17650			min	-135.906	5	-159.306	7	-204.404	3	-.381	4	-.044	1	-.064	1
17651		6	max	39.413	2	23.407	10	177.041	4	.391	3	.089	2	.071	2
17652			min	-135.906	5	-159.306	7	-204.404	3	-.381	4	-.045	1	-.063	1
17653		7	max	39.413	2	23.407	10	177.041	4	.391	3	.089	2	.072	2
17654			min	-135.906	5	-159.306	7	-204.404	3	-.381	4	-.045	1	-.063	1
17655		8	max	39.413	2	23.407	10	177.041	4	.391	3	.089	2	.073	2
17656			min	-135.906	5	-159.306	7	-204.404	3	-.381	4	-.045	1	-.062	1
17657		9	max	39.413	2	23.407	10	177.041	4	.391	3	.089	2	.073	2
17658			min	-135.906	5	-159.306	7	-204.404	3	-.381	4	-.046	1	-.061	1
17659		10	max	39.413	2	23.407	10	177.041	4	.391	3	.089	2	.074	2
17660			min	-135.906	5	-159.306	7	-204.404	3	-.381	4	-.046	1	-.06	1
17661		11	max	39.413	2	23.407	10	177.041	4	.391	3	.089	2	.075	2
17662			min	-135.906	5	-159.306	7	-204.404	3	-.381	4	-.047	1	-.059	1
17663		12	max	39.413	2	23.407	10	177.041	4	.391	3	.089	2	.076	2
17664			min	-135.906	5	-159.306	7	-204.404	3	-.381	4	-.047	1	-.058	1
17665		13	max	39.413	2	23.407	10	177.041	4	.391	3	.089	2	.077	2
17666			min	-135.906	5	-159.306	7	-204.404	3	-.381	4	-.048	1	-.057	1
17667		14	max	39.413	2	23.407	10	177.041	4	.391	3	.089	2	.078	2
17668			min	-135.906	5	-159.306	7	-204.404	3	-.381	4	-.048	1	-.056	1
17669		15	max	39.413	2	23.407	10	177.041	4	.391	3	.089	2	.078	2
17670			min	-135.906	5	-159.306	7	-204.404	3	-.381	4	-.048	1	-.055	1
17671		16	max	39.413	2	23.407	10	177.041	4	.391	3	.089	2	.079	2
17672			min	-135.906	5	-159.306	7	-204.404	3	-.381	4	-.049	1	-.054	1
17673		17	max	39.413	2	23.407	10	177.041	4	.391	3	.089	2	.08	2
17674			min	-135.906	5	-159.306	7	-204.404	3	-.381	4	-.049	1	-.053	1
17675		18	max	39.413	2	23.407	10	177.041	4	.391	3	.089	2	.081	2
17676			min	-135.906	5	-159.306	7	-204.404	3	-.381	4	-.05	1	-.052	1
17677		19	max	39.413	2	23.407	10	177.041	4	.391	3	.089	2	.082	2
17678			min	-135.906	5	-159.306	7	-204.404	3	-.381	4	-.05	1	-.051	1
17679		20	max	39.413	2	23.407	10	177.041	4	.391	3	.089	2	.083	2
17680			min	-135.906	5	-159.306	7	-204.404	3	-.381	4	-.051	1	-.05	1
17681	M475	1	max	66.91	1	81.969	5	77.809	6	.118	3	.065	2	-.021	4
17682			min	-180.779	2	-9.485	2	-43.534	10	-.144	4	-.03	1	-.095	7
17683		2	max	66.91	1	81.969	5	77.809	6	.118	3	.066	2	-.022	4
17684			min	-180.779	2	-9.485	2	-43.534	10	-.144	4	-.03	1	-.096	7
17685		3	max	66.91	1	81.969	5	77.809	6	.118	3	.067	2	-.022	4
17686			min	-180.779	2	-9.485	2	-43.534	10	-.144	4	-.03	1	-.098	7
17687		4	max	66.91	1	81.969	5	77.809	6	.118	3	.069	2	-.023	4
17688			min	-180.779	2	-9.485	2	-43.534	10	-.144	4	-.03	1	-.099	7
17689		5	max	66.91	1	81.969	5	77.809	6	.118	3	.07	2	-.024	4
17690			min	-180.779	2	-9.485	2	-43.534	10	-.144	4	-.03	1	-.1	7
17691		6	max	66.91	1	81.969	5	77.809	6	.118	3	.071	2	-.024	4
17692			min	-180.779	2	-9.485	2	-43.534	10	-.144	4	-.031	1	-.101	7
17693		7	max	66.91	1	81.969	5	77.809	6	.118	3	.072	2	-.025	4
17694			min	-180.779	2	-9.485	2	-43.534	10	-.144	4	-.031	1	-.102	7
17695		8	max	66.91	1	81.969	5	77.809	6	.118	3	.073	2	-.026	4
17696			min	-180.779	2	-9.485	2	-43.534	10	-.144	4	-.031	1	-.103	7

Envelope Member Section Forces (Continued)

	Member	Sec		Axial[lb]	LC	y Shear[lb]	LC	z Shear[lb]	LC	Torque[k-...	LC	y-y Mome...	LC	z-z Mome...	LC
17697		9	max	66.91	1	81.969	5	77.809	6	.118	3	.074	2	-.027	4
17698			min	-180.779	2	-9.485	2	-43.534	10	-.144	4	-.031	1	-.105	7
17699		10	max	66.91	1	81.969	5	77.809	6	.118	3	.075	2	-.027	4
17700			min	-180.779	2	-9.485	2	-43.534	10	-.144	4	-.032	1	-.106	7
17701		11	max	66.91	1	81.969	5	77.809	6	.118	3	.077	2	-.028	4
17702			min	-180.779	2	-9.485	2	-43.534	10	-.144	4	-.032	1	-.107	7
17703		12	max	66.91	1	81.969	5	77.809	6	.118	3	.078	2	-.029	4
17704			min	-180.779	2	-9.485	2	-43.534	10	-.144	4	-.032	1	-.108	7
17705		13	max	66.91	1	81.969	5	77.809	6	.118	3	.079	2	-.029	4
17706			min	-180.779	2	-9.485	2	-43.534	10	-.144	4	-.032	1	-.109	7
17707		14	max	66.91	1	81.969	5	77.809	6	.118	3	.08	6	-.03	4
17708			min	-180.779	2	-9.485	2	-43.534	10	-.144	4	-.032	1	-.11	7
17709		15	max	66.91	1	81.969	5	77.809	6	.118	3	.081	6	-.031	4
17710			min	-180.779	2	-9.485	2	-43.534	10	-.144	4	-.033	1	-.111	7
17711		16	max	66.91	1	81.969	5	77.809	6	.118	3	.083	6	-.031	4
17712			min	-180.779	2	-9.485	2	-43.534	10	-.144	4	-.033	1	-.113	7
17713		17	max	66.91	1	81.969	5	77.809	6	.118	3	.084	6	-.032	4
17714			min	-180.779	2	-9.485	2	-43.534	10	-.144	4	-.033	1	-.114	7
17715		18	max	66.91	1	81.969	5	77.809	6	.118	3	.086	6	-.033	4
17716			min	-180.779	2	-9.485	2	-43.534	10	-.144	4	-.033	1	-.115	7
17717		19	max	66.91	1	81.969	5	77.809	6	.118	3	.087	6	-.033	4
17718			min	-180.779	2	-9.485	2	-43.534	10	-.144	4	-.033	1	-.116	7
17719		20	max	66.91	1	81.969	5	77.809	6	.118	3	.088	6	-.034	4
17720			min	-180.779	2	-9.485	2	-43.534	10	-.144	4	-.034	1	-.117	7
17721	M459	1	max	0	11	0	11	0	11	0	11	0	11	0	11
17722			min	0	1	0	1	0	1	0	1	0	1	0	1
17723		2	max	106.283	2	127.208	2	104.637	7	.014	10	.074	7	.252	2
17724			min	-121.177	1	-54.562	1	23.659	10	-.063	8	-.007	4	-.226	1
17725		3	max	-14.084	4	157.319	2	37.663	4	.044	4	.2	6	.156	2
17726			min	-317.181	6	-144.191	1	-150.591	7	-.058	3	-.028	1	-.175	1
17727		4	max	-14.084	4	155.017	2	31.307	4	.044	4	.125	6	.07	2
17728			min	-317.181	6	-146.492	1	-147.797	7	-.058	3	-.032	1	-.094	1
17729		5	max	-14.084	4	152.715	2	24.951	4	.044	4	.063	2	-.002	3
17730			min	-317.181	6	-148.794	1	-145.002	7	-.058	3	-.037	1	-.043	8
17731		6	max	-14.084	4	150.414	2	18.594	4	.044	4	.057	4	.07	1
17732			min	-317.181	6	-151.096	1	-142.208	7	-.058	3	-.082	3	-.099	2
17733		7	max	-14.084	4	148.112	2	12.238	4	.044	4	.066	4	.154	1
17734			min	-317.181	6	-153.398	1	-139.413	7	-.058	3	-.141	3	-.181	2
17735		8	max	3.78	4	207.944	2	20.792	3	.029	1	.065	4	.324	2
17736			min	-274.295	7	-220.042	1	-18.485	4	-.028	2	-.13	3	-.34	1
17737		9	max	3.78	4	205.643	2	27.148	3	.029	1	.053	4	.21	2
17738			min	-274.295	7	-222.344	1	-24.841	4	-.028	2	-.117	3	-.218	1
17739		10	max	3.78	4	203.341	2	33.504	3	.029	1	.038	4	.097	2
17740			min	-274.295	7	-224.646	1	-31.197	4	-.028	2	-.106	7	-.094	1
17741		11	max	3.78	4	201.039	2	39.861	3	.029	1	.019	4	.03	1
17742			min	-274.295	7	-226.947	1	-37.553	4	-.028	2	-.099	7	-.015	2
17743		12	max	3.78	4	198.737	2	46.217	3	.029	1	-.004	4	.156	1
17744			min	-274.295	7	-229.249	1	-43.909	4	-.028	2	-.09	7	-.125	2
17745		13	max	3.78	4	196.436	2	52.573	3	.029	1	-.001	1	.284	1
17746			min	-274.295	7	-231.551	1	-50.266	4	-.028	2	-.084	6	-.235	2
17747		14	max	29.199	2	128.19	2	130.955	5	.051	3	-.023	2	.144	2
17748			min	-333.14	5	-67.998	1	16.142	2	-.051	4	-.135	7	-.095	1

Envelope Member Section Forces (Continued)

	Member	Sec		Axial[lb]	LC	y Shear[lb]	LC	z Shear[lb]	LC	Torque[k-...	LC	y-y Mome...	LC	z-z Mome...	LC
17749		15	max	29.199	2	125.888	2	130.955	5	.051	3	-.014	2	.074	2
17750			min	-333.14	5	-70.299	1	16.142	2	-.051	4	-.067	7	-.057	1
17751		16	max	29.199	2	123.586	2	130.955	5	.051	3	.011	5	.005	2
17752			min	-333.14	5	-72.601	1	16.142	2	-.051	4	-.009	9	-.02	5
17753		17	max	29.199	2	121.285	2	130.955	5	.051	3	.083	5	.023	1
17754			min	-333.14	5	-74.903	1	16.142	2	-.051	4	.004	2	-.063	6
17755		18	max	29.199	2	118.983	2	133.636	7	.051	3	.156	5	.065	1
17756			min	-333.14	5	-77.204	1	16.142	2	-.051	4	.013	2	-.129	2
17757		19	max	16.234	4	88.655	8	17.386	4	.094	8	.094	2	.134	1
17758			min	-78.716	7	-5.827	3	-171.784	7	.021	3	-.043	1	-.15	2
17759		20	max	0	11	0	11	0	11	0	11	0	11	0	11
17760			min	0	1	0	1	0	1	0	1	0	1	0	1
17761	M468	1	max	0	11	0	11	0	11	0	11	0	11	0	11
17762			min	0	1	0	1	0	1	0	1	0	1	0	1
17763		2	max	97.936	3	124.116	5	102.939	7	.024	1	.075	5	.236	3
17764			min	-112.783	4	-42.952	2	22.958	4	-.066	6	-.009	2	-.209	4
17765		3	max	-20.303	2	145.505	3	33.377	2	.054	2	.195	7	.145	3
17766			min	-309.823	5	-132.393	4	-149.68	5	-.067	1	-.001	4	-.163	4
17767		4	max	-20.303	2	143.203	3	27.021	2	.054	2	.12	7	.065	3
17768			min	-309.823	5	-134.694	4	-146.886	5	-.067	1	-.011	4	-.089	4
17769		5	max	-20.303	2	140.901	3	20.665	2	.054	2	.047	3	.003	1
17770			min	-309.823	5	-136.996	4	-144.091	5	-.067	1	-.02	4	-.044	6
17771		6	max	-20.303	2	138.6	3	14.309	2	.054	2	.047	2	.062	4
17772			min	-309.823	5	-139.298	4	-141.297	5	-.067	1	-.072	1	-.091	3
17773		7	max	-20.303	2	136.298	3	7.953	2	.054	2	.054	2	.14	4
17774			min	-309.823	5	-141.599	4	-138.502	5	-.067	1	-.13	5	-.167	3
17775		8	max	9.408	2	186.812	3	26.008	1	.031	1	.086	2	.29	3
17776			min	-275.179	5	-198.655	4	-23.7	2	-.029	2	-.151	1	-.306	4
17777		9	max	9.408	2	184.51	3	32.365	1	.031	1	.071	2	.187	3
17778			min	-275.179	5	-200.957	4	-30.057	2	-.029	2	-.134	1	-.195	4
17779		10	max	9.408	2	182.208	3	38.721	1	.031	1	.053	2	.086	3
17780			min	-275.179	5	-203.259	4	-36.413	2	-.029	2	-.115	1	-.084	4
17781		11	max	9.408	2	179.907	3	45.077	1	.031	1	.031	2	.029	4
17782			min	-275.179	5	-205.56	4	-42.769	2	-.029	2	-.101	5	-.014	3
17783		12	max	9.408	2	177.605	3	51.433	1	.031	1	.006	2	.144	4
17784			min	-275.179	5	-207.862	4	-49.125	2	-.029	2	-.092	5	-.113	3
17785		13	max	9.408	2	175.303	3	57.789	1	.031	1	.002	4	.259	4
17786			min	-275.179	5	-210.164	4	-55.482	2	-.029	2	-.085	7	-.21	3
17787		14	max	77.214	3	117.949	3	132.73	8	.055	1	-.01	2	.133	3
17788			min	-343.537	8	-57.704	4	6.326	3	-.055	2	-.142	5	-.084	4
17789		15	max	77.214	3	115.647	3	132.73	8	.055	1	.001	2	.068	3
17790			min	-343.537	8	-60.006	4	6.326	3	-.055	2	-.071	5	-.051	4
17791		16	max	77.214	3	113.345	3	132.73	8	.055	1	.03	4	.005	3
17792			min	-343.537	8	-62.308	4	6.326	3	-.055	2	-.027	3	-.02	8
17793		17	max	77.214	3	111.044	3	135.112	5	.055	1	.088	8	.018	4
17794			min	-343.537	8	-64.609	4	3.41	2	-.055	2	-.023	3	-.061	7
17795		18	max	77.214	3	108.742	3	137.907	5	.055	1	.162	8	.054	4
17796			min	-343.537	8	-66.911	4	-2.946	2	-.055	2	-.02	3	-.118	3
17797		19	max	17.731	2	86.783	6	34.025	2	.093	8	.108	3	.117	4
17798			min	-78.92	5	4.551	1	-174.638	5	.034	1	-.056	4	-.133	3
17799		20	max	0	11	0	11	0	11	0	11	0	11	0	11
17800			min	0	1	0	1	0	1	0	1	0	1	0	1

Envelope Member Section Forces (Continued)

	Member	Sec		Axial[lb]	LC	y Shear[lb]	LC	z Shear[lb]	LC	Torque[k-...	LC	y-y Mome...	LC	z-z Mome...	LC
17801	M477A	1	max	0	11	0	11	0	11	0	11	0	11	0	11
17802			min	0	1	0	1	0	1	0	1	0	1	0	1
17803		2	max	86.063	1	124.257	8	103.687	5	.005	4	.087	4	.214	1
17804			min	-100.707	2	-42.975	3	18.967	2	-.062	7	-.041	3	-.187	2
17805		3	max	-21.236	3	131.886	1	73.584	3	.07	3	.202	5	.129	1
17806			min	-314.647	5	-118.687	2	-165.5	4	-.084	4	-.039	2	-.147	2
17807		4	max	-21.236	3	129.584	1	67.228	3	.07	3	.127	5	.056	1
17808			min	-314.647	5	-120.989	2	-159.144	4	-.084	4	-.044	2	-.081	2
17809		5	max	-21.236	3	127.282	1	60.872	3	.07	3	.075	1	.004	4
17810			min	-314.647	5	-123.291	2	-152.787	4	-.084	4	-.049	2	-.044	7
17811		6	max	-21.236	3	124.98	1	54.515	3	.07	3	.087	3	.055	2
17812			min	-314.647	5	-125.592	2	-148.879	8	-.084	4	-.111	4	-.084	1
17813		7	max	-21.236	3	122.679	1	48.159	3	.07	3	.116	3	.125	2
17814			min	-314.647	5	-127.894	2	-146.085	8	-.084	4	-.191	4	-.153	1
17815		8	max	-1.807	3	166.024	1	48.357	4	.034	4	.147	3	.258	1
17816			min	-273.212	8	-177.916	2	-46.032	3	-.033	3	-.212	4	-.274	2
17817		9	max	-1.807	3	163.722	1	54.713	4	.034	4	.12	3	.167	1
17818			min	-273.212	8	-180.217	2	-52.388	3	-.033	3	-.183	4	-.175	2
17819		10	max	-1.807	3	161.42	1	61.07	4	.034	4	.089	3	.077	1
17820			min	-273.212	8	-182.519	2	-58.744	3	-.033	3	-.151	4	-.074	2
17821		11	max	-1.807	3	159.119	1	67.426	4	.034	4	.055	3	.027	2
17822			min	-273.212	8	-184.821	2	-65.1	3	-.033	3	-.116	4	-.012	1
17823		12	max	-1.807	3	156.817	1	73.782	4	.034	4	.017	3	.13	2
17824			min	-273.212	8	-187.123	2	-71.457	3	-.033	3	-.094	8	-.099	1
17825		13	max	-1.807	3	154.515	1	80.138	4	.034	4	.026	2	.234	2
17826			min	-273.212	8	-189.424	2	-77.813	3	-.033	3	-.089	5	-.185	1
17827		14	max	83.514	1	123.096	1	134.709	6	.069	4	.002	3	.142	1
17828			min	-344.618	6	-62.914	2	-4.118	1	-.069	3	-.144	8	-.092	2
17829		15	max	83.514	1	120.794	1	134.709	6	.069	4	.014	2	.074	1
17830			min	-344.618	6	-65.216	2	-4.118	1	-.069	3	-.072	8	-.057	2
17831		16	max	83.514	1	118.492	1	134.709	6	.069	4	.065	2	.008	9
17832			min	-344.618	6	-67.518	2	-4.118	1	-.069	3	-.062	1	-.021	6
17833		17	max	83.514	1	116.191	1	137.21	8	.069	4	.117	2	.018	2
17834			min	-344.618	6	-69.819	2	-7.219	3	-.069	3	-.065	1	-.061	5
17835		18	max	83.514	1	113.889	1	140.005	8	.069	4	.17	6	.057	2
17836			min	-344.618	6	-72.121	2	-13.575	3	-.069	3	-.067	1	-.12	1
17837		19	max	7.692	3	84.144	7	79.507	3	.097	8	.095	4	.123	2
17838			min	-77.09	8	-42.779	9	-193.427	4	-.002	10	-.044	3	-.139	1
17839		20	max	0	11	0	11	0	11	0	11	0	11	0	11
17840			min	0	1	0	1	0	1	0	1	0	1	0	1
17841	M484	1	max	75.181	3	109.008	3	129.572	2	.008	1	.171	9	.099	3
17842			min	-408.034	8	-134.736	4	-100.154	9	-.006	2	-.117	2	-.2	4
17843		2	max	74.041	3	107.867	3	128.832	2	.008	1	.163	9	.09	3
17844			min	-407.705	8	-133.595	4	-100.893	9	-.006	2	-.106	2	-.189	4
17845		3	max	72.9	3	106.727	3	128.092	2	.008	1	.154	9	.081	3
17846			min	-407.377	8	-132.454	4	-101.633	9	-.006	2	-.095	2	-.178	4
17847		4	max	71.759	3	105.586	3	127.353	2	.008	1	.146	9	.073	3
17848			min	-407.048	8	-131.314	4	-102.373	9	-.006	2	-.085	2	-.167	4
17849		5	max	70.619	3	104.445	3	126.613	2	.008	1	.138	9	.064	3
17850			min	-406.72	8	-130.173	4	-103.112	9	-.006	2	-.075	2	-.156	4
17851		6	max	69.478	3	103.305	3	125.873	2	.008	1	.129	9	.062	1
17852			min	-406.391	8	-129.032	4	-103.852	9	-.006	2	-.064	2	-.152	2

Envelope Member Section Forces (Continued)

	Member	Sec		Axial[lb]	LC	y Shear[lb]	LC	z Shear[lb]	LC	Torque[k-...	LC	y-y Mome...	LC	z-z Mome...	LC
17853		7	max	68.337	3	102.164	3	125.134	2	.008	1	.12	9	.069	1
17854			min	-406.063	8	-127.892	4	-104.592	9	-.006	2	-.054	2	-.157	2
17855		8	max	67.197	3	101.023	3	124.394	2	.008	1	.112	9	.076	1
17856			min	-405.734	8	-126.751	4	-105.331	9	-.006	2	-.044	2	-.162	2
17857		9	max	66.056	3	99.883	3	123.654	2	.008	1	.109	5	.084	1
17858			min	-405.406	8	-125.611	4	-106.071	9	-.006	2	-.033	2	-.167	2
17859		10	max	64.916	3	98.742	3	122.915	2	.008	1	.111	5	.091	1
17860			min	-405.077	8	-124.47	4	-106.811	9	-.006	2	-.023	2	-.173	2
17861		11	max	63.775	3	97.602	3	122.175	2	.008	1	.113	5	.099	1
17862			min	-404.749	8	-123.329	4	-107.55	9	-.006	2	-.013	2	-.178	2
17863		12	max	62.634	3	96.461	3	121.435	2	.008	1	.115	5	.107	1
17864			min	-404.42	8	-122.189	4	-108.29	9	-.006	2	-.003	2	-.184	2
17865		13	max	61.494	3	95.32	3	120.696	2	.008	1	.117	7	.115	1
17866			min	-404.092	8	-121.048	4	-109.03	9	-.006	2	.007	2	-.189	2
17867		14	max	60.353	3	94.18	3	119.956	2	.008	1	.122	7	.122	1
17868			min	-403.763	8	-119.907	4	-109.769	9	-.006	2	.013	4	-.195	2
17869		15	max	59.212	3	93.039	3	119.216	2	.008	1	.126	7	.13	1
17870			min	-403.435	8	-118.767	4	-110.509	9	-.006	2	.011	4	-.201	2
17871		16	max	58.072	3	91.898	3	118.477	2	.008	1	.131	7	.139	1
17872			min	-403.106	8	-117.626	4	-111.249	9	-.006	2	.009	4	-.207	2
17873		17	max	56.931	3	90.758	3	117.737	2	.008	1	.135	7	.147	1
17874			min	-402.778	8	-116.486	4	-111.988	9	-.006	2	.006	10	-.213	2
17875		18	max	55.791	3	89.617	3	116.997	2	.008	1	.14	7	.155	1
17876			min	-402.449	8	-115.345	4	-112.728	9	-.006	2	.001	10	-.219	2
17877		19	max	54.65	3	88.477	3	116.258	2	.008	1	.144	7	.164	1
17878			min	-402.121	8	-114.204	4	-113.468	9	-.006	2	-.003	10	-.225	2
17879		20	max	53.509	3	87.336	3	115.518	2	.008	1	.148	7	.172	1
17880			min	-401.792	8	-113.064	4	-114.207	9	-.006	2	-.008	10	-.231	2
17881	M485	1	max	32.937	2	71.806	2	130.507	4	.008	3	.157	3	.066	2
17882			min	-399.686	5	-97.868	1	-74.285	3	-.006	4	-.119	4	-.171	5
17883		2	max	31.796	2	70.665	2	129.767	4	.008	3	.15	3	.06	2
17884			min	-399.358	5	-96.727	1	-75.025	3	-.006	4	-.109	4	-.166	5
17885		3	max	30.655	2	69.524	2	129.028	4	.008	3	.144	3	.054	2
17886			min	-399.029	5	-95.587	1	-75.764	3	-.006	4	-.098	4	-.161	5
17887		4	max	29.515	2	68.384	2	128.288	4	.008	3	.138	3	.049	2
17888			min	-398.701	5	-94.446	1	-76.504	3	-.006	4	-.088	4	-.156	5
17889		5	max	28.374	2	67.243	2	127.548	4	.008	3	.132	3	.043	2
17890			min	-398.372	5	-93.306	1	-77.244	3	-.006	4	-.077	4	-.152	5
17891		6	max	27.234	2	66.103	2	126.809	4	.008	3	.125	3	.041	3
17892			min	-398.044	5	-92.165	1	-77.983	3	-.006	4	-.067	4	-.147	5
17893		7	max	26.093	2	64.962	2	126.069	4	.008	3	.119	3	.047	3
17894			min	-397.715	5	-91.024	1	-78.723	3	-.006	4	-.056	4	-.142	5
17895		8	max	24.952	2	63.821	2	125.329	4	.008	3	.112	3	.053	3
17896			min	-397.387	5	-89.884	1	-79.463	3	-.006	4	-.046	4	-.141	8
17897		9	max	23.812	2	62.681	2	124.59	4	.008	3	.109	7	.06	3
17898			min	-397.058	5	-88.743	1	-80.202	3	-.006	4	-.036	4	-.143	4
17899		10	max	22.671	2	61.54	2	123.85	4	.008	3	.112	7	.066	3
17900			min	-396.729	5	-87.602	1	-80.942	3	-.006	4	-.025	4	-.147	4
17901		11	max	21.53	2	60.399	2	123.11	4	.008	3	.113	7	.073	3
17902			min	-396.401	5	-86.462	1	-81.682	3	-.006	4	-.015	4	-.151	4
17903		12	max	20.39	2	59.259	2	122.371	4	.008	3	.115	7	.079	3
17904			min	-396.072	5	-85.321	1	-82.421	3	-.006	4	-.005	4	-.156	4

Envelope Member Section Forces (Continued)

	Member	Sec		Axial[lb]	LC	y Shear[lb]	LC	z Shear[lb]	LC	Torque[k-...	LC	y-y Mome...	LC	z-z Mome...	LC
17905		13	max	19.249	2	58.118	2	121.631	4	.008	3	.12	6	.086	3
17906			min	-395.744	5	-84.181	1	-83.161	3	-.006	4	-.002	1	-.16	4
17907		14	max	18.109	2	56.978	2	120.891	4	.008	3	.125	6	.093	3
17908			min	-395.415	5	-83.183	3	-83.901	3	-.006	4	-.005	1	-.165	4
17909		15	max	16.968	2	57.505	4	120.152	4	.008	3	.13	6	.1	3
17910			min	-395.087	5	-84.324	3	-84.64	3	-.006	4	-.008	1	-.17	4
17911		16	max	15.827	2	58.646	4	119.412	4	.008	3	.135	6	.107	3
17912			min	-394.758	5	-85.465	3	-85.38	3	-.006	4	-.011	1	-.174	4
17913		17	max	14.687	2	59.786	4	118.672	4	.008	3	.14	6	.114	3
17914			min	-394.43	5	-86.605	3	-86.12	3	-.006	4	-.015	1	-.179	4
17915		18	max	13.546	2	60.927	4	117.933	4	.008	3	.144	6	.121	3
17916			min	-394.221	8	-87.746	3	-86.859	3	-.006	4	-.018	1	-.184	4
17917		19	max	12.405	2	62.068	4	117.193	4	.008	3	.149	6	.128	3
17918			min	-394.55	8	-88.886	3	-87.599	3	-.006	4	-.021	1	-.189	4
17919		20	max	13.129	3	63.208	4	116.453	4	.008	3	.153	6	.135	3
17920			min	-394.878	8	-90.027	3	-88.339	3	-.006	4	-.025	1	-.194	4
17921	M486	1	max	-3.909	4	53.041	4	132.768	1	.007	2	.16	2	.027	4
17922			min	-392.981	7	-79.53	3	-76.613	2	-.005	1	-.123	1	-.164	7
17923		2	max	-5.05	4	51.9	4	132.028	1	.007	2	.154	2	.022	4
17924			min	-392.653	7	-78.39	3	-77.353	2	-.005	1	-.112	1	-.159	7
17925		3	max	-6.19	4	50.759	4	131.288	1	.007	2	.147	2	.018	4
17926			min	-392.324	7	-77.249	3	-78.093	2	-.005	1	-.101	1	-.154	7
17927		4	max	-7.331	4	49.619	4	130.549	1	.007	2	.141	2	.015	2
17928			min	-391.996	7	-76.109	3	-78.832	2	-.005	1	-.091	1	-.15	7
17929		5	max	-8.472	4	48.478	4	129.809	1	.007	2	.135	2	.019	2
17930			min	-391.667	7	-74.968	3	-79.572	2	-.005	1	-.08	1	-.145	7
17931		6	max	-9.612	4	47.338	4	129.069	1	.007	2	.128	2	.022	2
17932			min	-391.339	7	-73.827	3	-80.312	2	-.005	1	-.069	1	-.141	7
17933		7	max	-10.753	4	46.197	4	128.33	1	.007	2	.121	2	.026	2
17934			min	-391.01	7	-72.687	3	-81.051	2	-.005	1	-.059	1	-.138	5
17935		8	max	-11.893	4	45.056	4	127.59	1	.007	2	.115	2	.03	2
17936			min	-390.682	7	-71.546	3	-81.791	2	-.005	1	-.048	1	-.136	5
17937		9	max	-13.034	4	43.916	4	126.85	1	.007	2	.11	6	.034	2
17938			min	-390.353	7	-70.405	3	-82.531	2	-.005	1	-.038	1	-.135	5
17939		10	max	-14.175	4	42.775	4	126.111	1	.007	2	.112	6	.038	2
17940			min	-390.025	7	-69.265	3	-83.27	2	-.005	1	-.027	1	-.133	5
17941		11	max	-15.315	4	41.634	4	125.371	1	.007	2	.114	6	.043	2
17942			min	-389.696	7	-68.124	3	-84.01	2	-.005	1	-.017	1	-.132	5
17943		12	max	-16.456	4	40.494	4	124.631	1	.007	2	.116	8	.047	2
17944			min	-389.368	7	-66.984	3	-84.75	2	-.005	1	-.007	1	-.13	5
17945		13	max	-17.597	4	39.353	4	123.892	1	.007	2	.121	8	.051	2
17946			min	-389.039	7	-65.843	3	-85.489	2	-.005	1	-.009	3	-.129	5
17947		14	max	-18.737	4	38.213	4	123.152	1	.007	2	.127	8	.056	2
17948			min	-388.711	7	-64.702	3	-86.229	2	-.005	1	-.013	3	-.128	1
17949		15	max	-19.878	4	37.072	4	122.412	1	.007	2	.132	8	.06	2
17950			min	-388.382	7	-63.562	3	-86.969	2	-.005	1	-.017	3	-.131	1
17951		16	max	-21.018	4	35.931	4	121.673	1	.007	2	.137	8	.065	2
17952			min	-388.054	7	-62.421	3	-87.708	2	-.005	1	-.021	3	-.133	1
17953		17	max	-22.159	4	34.791	4	120.933	1	.007	2	.142	8	.07	2
17954			min	-387.725	7	-61.28	3	-88.448	2	-.005	1	-.024	3	-.136	1
17955		18	max	-23.3	4	33.65	4	120.193	1	.007	2	.146	8	.075	2
17956			min	-387.397	7	-60.14	3	-89.188	2	-.005	1	-.028	3	-.138	1

Envelope Member Section Forces (Continued)

	Member	Sec		Axial[lb]	LC	y Shear[lb]	LC	z Shear[lb]	LC	Torque[k-...	LC	y-y Mome...	LC	z-z Mome...	LC
17957		19	max	-24.44	4	34.518	1	119.454	1	.007	2	.151	8	.08	2
17958			min	-387.422	5	-61.163	2	-89.927	2	-.005	1	-.032	3	-.141	1
17959		20	max	-24.993	2	35.658	1	118.714	1	.007	2	.155	8	.085	2
17960			min	-387.75	5	-62.304	2	-90.667	2	-.005	1	-.036	3	-.144	1
17961	M487	1	max	52.505	1	97.375	1	111.167	3	.008	2	.13	4	.075	1
17962			min	-403.543	6	-123.498	2	-54.847	4	-.006	1	-.093	3	-.175	2
17963		2	max	51.365	1	96.235	1	110.428	3	.008	2	.125	4	.067	1
17964			min	-403.214	6	-122.358	2	-55.587	4	-.006	1	-.084	3	-.168	6
17965		3	max	50.224	1	95.094	1	109.688	3	.008	2	.121	4	.059	1
17966			min	-402.886	6	-121.217	2	-56.326	4	-.006	1	-.075	3	-.162	6
17967		4	max	49.083	1	93.954	1	108.948	3	.008	2	.116	4	.051	1
17968			min	-402.557	6	-120.076	2	-57.066	4	-.006	1	-.066	3	-.157	6
17969		5	max	47.943	1	92.813	1	108.209	3	.008	2	.111	4	.044	1
17970			min	-402.229	6	-118.936	2	-57.806	4	-.006	1	-.057	3	-.152	6
17971		6	max	46.802	1	91.672	1	107.469	3	.008	2	.106	4	.036	1
17972			min	-401.9	6	-117.795	2	-58.545	4	-.006	1	-.048	3	-.147	6
17973		7	max	45.662	1	90.532	1	106.729	3	.008	2	.102	8	.029	1
17974			min	-401.572	6	-116.654	2	-59.285	4	-.006	1	-.039	3	-.142	6
17975		8	max	44.521	1	89.391	1	105.99	3	.008	2	.104	8	.032	4
17976			min	-401.243	6	-115.514	2	-60.025	4	-.006	1	-.03	3	-.137	7
17977		9	max	43.38	1	88.25	1	105.25	3	.008	2	.107	8	.036	4
17978			min	-400.915	6	-114.373	2	-60.764	4	-.006	1	-.022	3	-.135	7
17979		10	max	42.24	1	87.11	1	104.51	3	.008	2	.109	8	.041	4
17980			min	-400.586	6	-113.233	2	-61.504	4	-.006	1	-.013	3	-.134	7
17981		11	max	41.099	1	85.969	1	103.771	3	.008	2	.111	8	.045	4
17982			min	-400.258	6	-112.092	2	-62.244	4	-.006	1	-.004	3	-.133	7
17983		12	max	39.958	1	84.829	1	103.031	3	.008	2	.116	5	.05	4
17984			min	-399.929	6	-110.951	2	-62.983	4	-.006	1	-.004	2	-.131	7
17985		13	max	38.818	1	83.688	1	102.291	3	.008	2	.121	5	.055	4
17986			min	-399.601	6	-109.811	2	-63.723	4	-.006	1	-.007	2	-.13	3
17987		14	max	37.677	1	82.547	1	101.552	3	.008	2	.126	5	.06	4
17988			min	-399.272	6	-108.67	2	-64.463	4	-.006	1	-.011	2	-.133	3
17989		15	max	36.537	1	81.407	1	100.812	3	.008	2	.131	5	.065	4
17990			min	-398.943	6	-107.529	2	-65.202	4	-.006	1	-.014	2	-.136	3
17991		16	max	35.396	1	80.266	1	100.072	3	.008	2	.136	5	.07	4
17992			min	-398.615	6	-106.389	2	-65.942	4	-.006	1	-.018	2	-.139	3
17993		17	max	34.255	1	79.125	1	99.333	3	.008	2	.141	5	.076	4
17994			min	-398.286	6	-105.248	2	-66.682	4	-.006	1	-.022	2	-.142	3
17995		18	max	33.115	1	77.985	1	98.593	3	.008	2	.145	5	.081	4
17996			min	-397.958	6	-104.108	2	-67.421	4	-.006	1	-.025	2	-.145	3
17997		19	max	31.974	1	76.844	1	97.853	3	.008	2	.15	5	.087	4
17998			min	-397.629	6	-102.967	2	-68.161	4	-.006	1	-.029	2	-.148	3
17999		20	max	30.833	1	75.704	1	97.114	3	.008	2	.154	5	.092	4
18000			min	-397.301	6	-101.826	2	-68.901	4	-.006	1	-.033	2	-.152	3
18001	M451	1	max	0	11	0	11	0	3	0	11	0	1	0	4
18002			min	0	1	0	5	0	2	0	1	0	2	0	3
18003		2	max	0	11	0	11	0	3	0	11	0	1	0	4
18004			min	0	1	0	5	0	2	0	1	0	2	0	3
18005		3	max	0	11	0	11	0	3	0	11	0	1	0	4
18006			min	0	1	0	5	0	2	0	1	0	2	0	3
18007		4	max	0	11	0	11	0	3	0	11	0	1	0	4
18008			min	0	1	0	5	0	2	0	1	0	2	0	3

Envelope Member Section Forces (Continued)

	Member	Sec		Axial[lb]	LC	y Shear[lb]	LC	z Shear[lb]	LC	Torque[k-...	LC	y-y Mome...	LC	z-z Mome...	LC
18009		5	max	0	11	0	11	0	3	0	11	0	1	0	4
18010			min	0	1	0	5	0	2	0	1	0	2	0	3
18011		6	max	0	11	0	11	0	3	0	11	0	1	0	4
18012			min	0	1	0	5	0	2	0	1	0	2	0	3
18013		7	max	0	11	0	11	0	3	0	11	0	1	0	4
18014			min	0	1	0	5	0	2	0	1	0	2	0	3
18015		8	max	0	11	0	11	0	3	0	11	0	1	0	4
18016			min	0	1	0	5	0	2	0	1	0	2	0	3
18017		9	max	0	11	0	11	0	3	0	11	0	3	0	4
18018			min	0	1	0	5	0	2	0	1	0	2	0	3
18019		10	max	0	11	0	11	0	3	0	11	0	3	0	2
18020			min	0	1	0	5	0	2	0	1	0	2	0	3
18021		11	max	0	11	0	11	0	3	0	11	0	3	0	2
18022			min	0	1	0	5	0	2	0	1	0	2	0	3
18023		12	max	0	11	0	11	0	3	0	11	0	3	0	2
18024			min	0	1	0	5	0	2	0	1	0	2	0	3
18025		13	max	0	11	0	11	0	3	0	11	0	3	0	2
18026			min	0	1	0	5	0	2	0	1	0	2	0	3
18027		14	max	0	11	0	11	0	3	0	11	0	3	0	2
18028			min	0	1	0	5	0	2	0	1	0	2	0	3
18029		15	max	0	11	0	11	0	3	0	11	0	3	0	2
18030			min	0	1	0	5	0	2	0	1	0	2	0	3
18031		16	max	0	11	0	11	0	3	0	11	0	3	0	2
18032			min	0	1	0	5	0	2	0	1	0	2	0	3
18033		17	max	0	11	0	11	0	3	0	11	0	3	0	2
18034			min	0	1	0	5	0	2	0	1	0	2	0	3
18035		18	max	0	11	0	11	0	3	0	11	0	3	0	2
18036			min	0	1	0	5	0	2	0	1	0	2	0	3
18037		19	max	0	11	0	11	0	3	0	11	0	3	0	2
18038			min	0	1	0	5	0	2	0	1	0	2	0	3
18039		20	max	0	11	0	11	0	3	0	11	0	3	0	2
18040			min	0	1	0	5	0	2	0	1	0	2	0	3
18041	M452	1	max	0	11	0	11	0	3	0	11	0	1	0	4
18042			min	0	1	0	5	0	1	0	1	0	2	0	6
18043		2	max	0	11	0	11	0	3	0	11	0	1	0	4
18044			min	0	1	0	5	0	1	0	1	0	2	0	6
18045		3	max	0	11	0	11	0	3	0	11	0	1	0	4
18046			min	0	1	0	5	0	1	0	1	0	2	0	6
18047		4	max	0	11	0	11	0	3	0	11	0	1	0	4
18048			min	0	1	0	5	0	1	0	1	0	2	0	6
18049		5	max	0	11	0	11	0	3	0	11	0	1	0	4
18050			min	0	1	0	5	0	1	0	1	0	2	0	6
18051		6	max	0	11	0	11	0	3	0	11	0	5	0	4
18052			min	0	1	0	5	0	1	0	1	0	2	0	7
18053		7	max	0	11	0	11	0	3	0	11	0	5	0	10
18054			min	0	1	0	5	0	1	0	1	0	2	0	7
18055		8	max	0	11	0	11	0	3	0	11	0	5	0	5
18056			min	0	1	0	5	0	1	0	1	0	2	0	7
18057		9	max	0	11	0	11	0	3	0	11	0	3	0	5
18058			min	0	1	0	5	0	1	0	1	0	2	0	7
18059		10	max	0	11	0	11	0	3	0	11	0	3	0	5
18060			min	0	1	0	5	0	1	0	1	0	2	0	7

Envelope Member Section Forces (Continued)

	Member	Sec		Axial[lb]	LC	y Shear[lb]	LC	z Shear[lb]	LC	Torque[k-...	LC	y-y Mome...	LC	z-z Mome...	LC
18061		11	max	0	11	0	11	0	3	0	11	0	3	0	5
18062			min	0	1	0	5	0	1	0	1	0	2	0	7
18063		12	max	0	11	0	11	0	3	0	11	0	3	0	5
18064			min	0	1	0	5	0	1	0	1	0	2	0	7
18065		13	max	0	11	0	11	0	3	0	11	0	3	0	5
18066			min	0	1	0	5	0	1	0	1	0	1	0	7
18067		14	max	0	11	0	11	0	3	0	11	0	3	0	5
18068			min	0	1	0	5	0	1	0	1	0	1	0	7
18069		15	max	0	11	0	11	0	3	0	11	0	3	0	5
18070			min	0	1	0	5	0	1	0	1	0	1	0	7
18071		16	max	0	11	0	11	0	3	0	11	0	3	0	5
18072			min	0	1	0	5	0	1	0	1	0	1	0	7
18073		17	max	0	11	0	11	0	3	0	11	0	3	0	5
18074			min	0	1	0	5	0	1	0	1	0	1	0	7
18075		18	max	0	11	0	11	0	3	0	11	0	3	0	5
18076			min	0	1	0	5	0	1	0	1	0	1	0	7
18077		19	max	0	11	0	11	0	3	0	11	0	3	0	5
18078			min	0	1	0	5	0	1	0	1	0	1	0	7
18079		20	max	0	11	0	11	0	3	0	11	0	3	0	5
18080			min	0	1	0	5	0	1	0	1	0	1	0	7
18081	M453	1	max	554.241	4	869.77	6	1152.473	1	.109	2	.411	2	.005	1
18082			min	-459.193	3	240.634	1	-1180.074	2	-.207	1	-.36	1	-.245	6
18083		2	max	554.241	4	869.77	6	1152.473	1	.109	2	.39	2	0	1
18084			min	-459.193	3	240.634	1	-1180.074	2	-.207	1	-.34	1	-.26	6
18085		3	max	554.241	4	869.77	6	1152.473	1	.109	2	.369	2	-.004	1
18086			min	-459.193	3	240.634	1	-1180.074	2	-.207	1	-.32	1	-.275	6
18087		4	max	554.241	4	869.77	6	1152.473	1	.109	2	.349	2	-.008	1
18088			min	-459.193	3	240.634	1	-1180.074	2	-.207	1	-.3	1	-.291	6
18089		5	max	554.241	4	869.77	6	1152.473	1	.109	2	.328	2	-.012	1
18090			min	-459.193	3	240.634	1	-1180.074	2	-.207	1	-.28	1	-.306	6
18091		6	max	554.241	4	869.77	6	1152.473	1	.109	2	.307	2	-.016	1
18092			min	-459.193	3	240.634	1	-1180.074	2	-.207	1	-.259	1	-.321	6
18093		7	max	554.241	4	869.77	6	1152.473	1	.109	2	.287	2	-.021	1
18094			min	-459.193	3	240.634	1	-1180.074	2	-.207	1	-.239	1	-.337	6
18095		8	max	554.241	4	869.77	6	1152.473	1	.109	2	.266	2	-.025	1
18096			min	-459.193	3	240.634	1	-1180.074	2	-.207	1	-.219	1	-.352	6
18097		9	max	554.241	4	869.77	6	1152.473	1	.109	2	.245	2	-.029	1
18098			min	-459.193	3	240.634	1	-1180.074	2	-.207	1	-.199	1	-.367	6
18099		10	max	554.241	4	869.77	6	1152.473	1	.109	2	.225	2	-.033	1
18100			min	-459.193	3	240.634	1	-1180.074	2	-.207	1	-.179	1	-.382	6
18101		11	max	554.241	4	869.77	6	1152.473	1	.109	2	.204	2	-.037	1
18102			min	-459.193	3	240.634	1	-1180.074	2	-.207	1	-.158	1	-.398	6
18103		12	max	554.241	4	869.77	6	1152.473	1	.109	2	.183	2	-.042	1
18104			min	-459.193	3	240.634	1	-1180.074	2	-.207	1	-.138	1	-.413	6
18105		13	max	554.241	4	869.77	6	1152.473	1	.109	2	.162	2	-.046	1
18106			min	-459.193	3	240.634	1	-1180.074	2	-.207	1	-.118	1	-.428	6
18107		14	max	554.241	4	869.77	6	1152.473	1	.109	2	.142	2	-.05	1
18108			min	-459.193	3	240.634	1	-1180.074	2	-.207	1	-.098	1	-.443	6
18109		15	max	554.241	4	869.77	6	1152.473	1	.109	2	.121	2	-.054	1
18110			min	-459.193	3	240.634	1	-1180.074	2	-.207	1	-.077	1	-.459	6
18111		16	max	554.241	4	869.77	6	1152.473	1	.109	2	.1	2	-.059	1
18112			min	-459.193	3	240.634	1	-1180.074	2	-.207	1	-.057	1	-.474	6

Envelope Member Section Forces (Continued)

	Member	Sec		Axial[lb]	LC	y Shear[lb]	LC	z Shear[lb]	LC	Torque[k-...	LC	y-y Mome...	LC	z-z Mome...	LC
18113		17	max	554.241	4	869.77	6	1152.473	1	.109	2	.08	2	-.063	1
18114			min	-459.193	3	240.634	1	-1180.074	2	-.207	1	-.037	1	-.489	6
18115		18	max	554.241	4	869.77	6	1152.473	1	.109	2	.065	6	-.067	1
18116			min	-459.193	3	240.634	1	-1180.074	2	-.207	1	-.017	1	-.504	6
18117		19	max	554.241	4	869.77	6	1152.473	1	.109	2	.064	7	-.071	1
18118			min	-459.193	3	240.634	1	-1180.074	2	-.207	1	-.008	4	-.52	6
18119		20	max	554.241	4	869.77	6	1152.473	1	.109	2	.063	7	-.075	1
18120			min	-459.193	3	240.634	1	-1180.074	2	-.207	1	-.009	4	-.535	6
18121	M454	1	max	352.423	4	563.841	5	646.499	1	.529	1	.168	2	.117	3
18122			min	-265.23	3	86.802	2	-619.537	2	-.436	2	-.215	1	-.365	8
18123		2	max	352.423	4	563.841	5	646.499	1	.529	1	.157	2	.113	3
18124			min	-265.23	3	86.802	2	-619.537	2	-.436	2	-.204	1	-.374	8
18125		3	max	352.423	4	563.841	5	646.499	1	.529	1	.146	2	.109	3
18126			min	-265.23	3	86.802	2	-619.537	2	-.436	2	-.193	1	-.384	8
18127		4	max	352.423	4	563.841	5	646.499	1	.529	1	.135	2	.106	3
18128			min	-265.23	3	86.802	2	-619.537	2	-.436	2	-.181	1	-.393	8
18129		5	max	352.423	4	563.841	5	646.499	1	.529	1	.124	2	.102	3
18130			min	-265.23	3	86.802	2	-619.537	2	-.436	2	-.17	1	-.402	8
18131		6	max	352.423	4	563.841	5	646.499	1	.529	1	.113	2	.098	3
18132			min	-265.23	3	86.802	2	-619.537	2	-.436	2	-.159	1	-.412	8
18133		7	max	352.423	4	563.841	5	646.499	1	.529	1	.102	2	.094	3
18134			min	-265.23	3	86.802	2	-619.537	2	-.436	2	-.147	1	-.421	8
18135		8	max	352.423	4	563.841	5	646.499	1	.529	1	.092	2	.091	3
18136			min	-265.23	3	86.802	2	-619.537	2	-.436	2	-.136	1	-.43	8
18137		9	max	352.423	4	563.841	5	646.499	1	.529	1	.081	2	.087	3
18138			min	-265.23	3	86.802	2	-619.537	2	-.436	2	-.124	1	-.44	8
18139		10	max	352.423	4	563.841	5	646.499	1	.529	1	.07	2	.083	3
18140			min	-265.23	3	86.802	2	-619.537	2	-.436	2	-.113	1	-.449	8
18141		11	max	352.423	4	563.841	5	646.499	1	.529	1	.059	2	.079	3
18142			min	-265.23	3	86.802	2	-619.537	2	-.436	2	-.102	1	-.459	8
18143		12	max	352.423	4	563.841	5	646.499	1	.529	1	.048	2	.075	3
18144			min	-265.23	3	86.802	2	-619.537	2	-.436	2	-.09	1	-.468	8
18145		13	max	352.423	4	563.841	5	646.499	1	.529	1	.037	2	.072	3
18146			min	-265.23	3	86.802	2	-619.537	2	-.436	2	-.079	1	-.477	8
18147		14	max	352.423	4	563.841	5	646.499	1	.529	1	.026	2	.068	3
18148			min	-265.23	3	86.802	2	-619.537	2	-.436	2	-.07	5	-.487	8
18149		15	max	352.423	4	563.841	5	646.499	1	.529	1	.016	2	.064	3
18150			min	-265.23	3	86.802	2	-619.537	2	-.436	2	-.067	7	-.496	8
18151		16	max	352.423	4	563.841	5	646.499	1	.529	1	.012	4	.06	3
18152			min	-265.23	3	86.802	2	-619.537	2	-.436	2	-.066	7	-.505	8
18153		17	max	352.423	4	563.841	5	646.499	1	.529	1	.012	4	.056	3
18154			min	-265.23	3	86.802	2	-619.537	2	-.436	2	-.065	7	-.515	8
18155		18	max	352.423	4	563.841	5	646.499	1	.529	1	.013	4	.053	3
18156			min	-265.23	3	86.802	2	-619.537	2	-.436	2	-.065	7	-.524	8
18157		19	max	352.423	4	563.841	5	646.499	1	.529	1	.013	4	.049	3
18158			min	-265.23	3	86.802	2	-619.537	2	-.436	2	-.064	7	-.533	8
18159		20	max	352.423	4	563.841	5	646.499	1	.529	1	.014	4	.045	3
18160			min	-265.23	3	86.802	2	-619.537	2	-.436	2	-.063	7	-.543	8
18161	MP3D	1	max	0	11	.007	4	.003	1	0	11	0	11	0	11
18162			min	0	1	-.006	3	-.004	2	0	1	0	1	0	1
18163		2	max	5.93	8	5.136	4	5.133	1	0	11	0	1	0	3
18164			min	2.422	1	-5.136	3	-5.133	2	0	1	0	2	0	4

Envelope Member Section Forces (Continued)

	Member	Sec		Axial[lb]	LC	y Shear[lb]	LC	z Shear[lb]	LC	Torque[k-...	LC	y-y Mome...	LC	z-z Mome...	LC
18165		3	max	67.083	2	138.66	7	-2.701	1	.063	7	.587	2	.056	4
18166			min	-59.516	1	-13.888	4	-57.761	6	-.009	4	-.587	1	-.093	3
18167		4	max	303.866	6	202.707	4	492.524	1	.063	7	.525	2	.038	4
18168			min	16.586	1	-107.98	3	-520.421	2	-.009	4	-.535	1	-.113	7
18169		5	max	309.796	6	207.837	4	497.653	1	.063	7	.332	2	-.035	1
18170			min	19.008	1	-113.11	3	-525.551	2	-.009	4	-.353	1	-.148	6
18171		6	max	315.725	6	212.966	4	502.783	1	.063	7	.138	2	-.026	3
18172			min	21.43	1	-118.239	3	-530.68	2	-.009	4	-.168	1	-.203	8
18173		7	max	321.655	6	218.096	4	507.912	1	.063	7	.018	1	.018	3
18174			min	23.852	1	-123.369	3	-535.81	2	-.009	4	-.061	6	-.267	8
18175		8	max	327.584	6	223.225	4	513.042	1	.063	7	.206	1	.065	3
18176			min	26.274	1	-128.498	3	-540.94	2	-.009	4	-.257	2	-.331	8
18177		9	max	333.514	6	228.355	4	518.172	1	.063	7	.396	1	.113	3
18178			min	28.696	1	-133.628	3	-546.069	2	-.009	4	-.457	2	-.397	8
18179		10	max	528.401	6	291.728	4	611.199	1	.063	7	.615	1	.181	3
18180			min	142.718	1	-197.001	3	-639.096	2	-.009	4	-.687	2	-.468	8
18181		11	max	534.33	6	296.857	4	616.328	1	.063	7	.841	1	.255	3
18182			min	145.14	1	-202.13	3	-644.226	2	-.009	4	-.924	2	-.571	4
18183		12	max	540.26	6	301.987	4	621.458	1	.063	7	1.069	1	.33	3
18184			min	147.562	1	-207.26	3	-649.355	2	-.009	4	-1.162	2	-.681	4
18185		13	max	-90.634	10	247.462	3	525.626	2	0	11	1.309	1	.592	3
18186			min	-323.151	5	-247.276	4	-525.654	1	0	1	-1.309	2	-.591	4
18187		14	max	-88.212	10	242.332	3	520.497	2	0	11	1.117	1	.502	3
18188			min	-317.221	5	-242.146	4	-520.524	1	0	1	-1.117	2	-.501	4
18189		15	max	-85.79	10	237.203	3	515.367	2	0	11	.926	1	.413	3
18190			min	-311.292	5	-237.017	4	-515.395	1	0	1	-.926	2	-.413	4
18191		16	max	-83.368	10	232.073	3	510.238	2	0	11	.737	1	.327	3
18192			min	-305.362	5	-231.887	4	-510.265	1	0	1	-.737	2	-.327	4
18193		17	max	-80.946	10	226.944	3	505.108	2	0	11	.55	1	.242	3
18194			min	-299.433	5	-226.758	4	-505.136	1	0	1	-.55	2	-.242	4
18195		18	max	-78.524	10	221.814	3	499.979	2	0	11	.365	1	.16	3
18196			min	-293.503	5	-221.628	4	-500.006	1	0	1	-.365	2	-.16	4
18197		19	max	-76.102	10	216.684	3	494.849	2	0	11	.181	1	.079	3
18198			min	-287.574	5	-216.499	4	-494.877	1	0	1	-.181	2	-.079	4
18199		20	max	-73.68	10	211.555	3	489.719	2	0	11	0	11	0	11
18200			min	-281.644	5	-211.369	4	-489.747	1	0	1	0	1	0	1
18201	MP2D	1	max	0	11	.007	4	.004	1	0	11	0	11	0	11
18202			min	0	1	-.006	3	-.003	2	0	1	0	1	0	1
18203		2	max	6.777	8	5.869	4	5.866	1	0	11	.001	1	.001	3
18204			min	2.768	1	-5.869	3	-5.866	2	0	1	-.001	2	-.001	4
18205		3	max	181.641	5	136.438	8	256.834	1	.014	4	.401	2	.001	4
18206			min	-60.237	2	-26.662	3	-229.197	2	-.063	7	-.402	1	-.096	7
18207		4	max	188.417	5	138.752	8	262.696	1	.014	4	.303	2	-.037	2
18208			min	-57.469	2	-32.524	3	-235.059	2	-.063	7	-.292	1	-.138	5
18209		5	max	195.194	5	141.065	8	268.559	1	.014	4	.203	2	-.036	3
18210			min	-54.701	2	-38.387	3	-240.922	2	-.063	7	-.181	1	-.192	8
18211		6	max	201.97	5	143.378	8	274.421	1	.014	4	.1	2	-.018	3
18212			min	-51.932	2	-44.249	3	-246.784	2	-.063	7	-.066	1	-.252	8
18213		7	max	208.747	5	145.692	8	280.284	1	.014	4	.075	5	.002	3
18214			min	-49.164	2	-50.112	3	-252.646	2	-.063	7	-.005	2	-.313	8
18215		8	max	215.524	5	148.005	8	286.146	1	.014	4	.17	1	.024	3
18216			min	-46.396	2	-55.974	3	-258.509	2	-.063	7	-.112	2	-.375	8

Envelope Member Section Forces (Continued)

	Member	Sec		Axial[lb]	LC	y Shear[lb]	LC	z Shear[lb]	LC	Torque[k-...	LC	y-y Mome...	LC	z-z Mome...	LC
18217		9	max	355.612	5	218.532	4	437.293	1	.014	4	.345	1	.074	3
18218			min	6.352	2	-131.503	3	-409.656	2	-.063	7	-.276	2	-.444	8
18219		10	max	362.389	5	224.394	4	443.156	1	.014	4	.53	1	.131	3
18220			min	9.12	2	-137.366	3	-415.519	2	-.063	7	-.45	2	-.514	8
18221		11	max	369.166	5	230.257	4	449.018	1	.014	4	.718	1	.19	3
18222			min	11.888	2	-143.228	3	-421.381	2	-.063	7	-.626	2	-.586	8
18223		12	max	-72.125	10	116.69	3	192.242	2	0	11	.133	1	.105	3
18224			min	-187.525	5	-116.606	4	-192.229	1	0	1	-.133	2	-.105	4
18225		13	max	-19.376	10	41.16	3	41.094	2	0	11	.061	1	.061	3
18226			min	-47.436	5	-41.077	4	-41.081	1	0	1	-.061	2	-.061	4
18227		14	max	-16.608	10	35.298	3	35.232	2	0	11	.045	1	.045	3
18228			min	-40.66	5	-35.214	4	-35.219	1	0	1	-.045	2	-.045	4
18229		15	max	-13.84	10	29.436	3	29.369	2	0	11	.031	1	.031	3
18230			min	-33.883	5	-29.352	4	-29.356	1	0	1	-.031	2	-.031	4
18231		16	max	-11.072	10	23.573	3	23.507	2	0	11	.02	1	.02	3
18232			min	-27.107	5	-23.489	4	-23.494	1	0	1	-.02	2	-.02	4
18233		17	max	-8.304	10	17.711	3	17.645	2	0	11	.011	1	.011	3
18234			min	-20.33	5	-17.627	4	-17.632	1	0	1	-.011	2	-.011	4
18235		18	max	-5.536	10	11.848	3	11.782	2	0	11	.005	1	.005	3
18236			min	-13.553	5	-11.765	4	-11.769	1	0	1	-.005	2	-.005	4
18237		19	max	-2.768	10	5.986	3	5.92	2	0	11	.001	1	.001	3
18238			min	-6.777	5	-5.902	4	-5.907	1	0	1	-.001	2	-.001	4
18239		20	max	0	11	.35	7	.079	6	0	11	0	11	0	11
18240			min	0	1	-.04	4	-.045	1	0	1	0	1	0	1
18241	M457	1	max	134.489	4	242.552	6	218.684	1	.293	1	.06	7	-.059	3
18242			min	-60.795	3	-5.94	1	-203.815	2	-.204	2	-.01	4	-.29	6
18243		2	max	134.489	4	242.552	6	218.684	1	.293	1	.06	7	-.059	1
18244			min	-60.795	3	-5.94	1	-203.815	2	-.204	2	-.011	4	-.294	6
18245		3	max	134.489	4	242.552	6	218.684	1	.293	1	.061	7	-.059	1
18246			min	-60.795	3	-5.94	1	-203.815	2	-.204	2	-.011	4	-.298	6
18247		4	max	134.489	4	242.552	6	218.684	1	.293	1	.061	7	-.059	1
18248			min	-60.795	3	-5.94	1	-203.815	2	-.204	2	-.012	4	-.303	6
18249		5	max	134.489	4	242.552	6	218.684	1	.293	1	.061	7	-.059	1
18250			min	-60.795	3	-5.94	1	-203.815	2	-.204	2	-.013	4	-.307	6
18251		6	max	134.489	4	242.552	6	218.684	1	.293	1	.062	7	-.059	1
18252			min	-60.795	3	-5.94	1	-203.815	2	-.204	2	-.013	4	-.311	6
18253		7	max	134.489	4	242.552	6	218.684	1	.293	1	.062	7	-.058	1
18254			min	-60.795	3	-5.94	1	-203.815	2	-.204	2	-.014	4	-.315	6
18255		8	max	134.489	4	242.552	6	218.684	1	.293	1	.063	7	-.058	1
18256			min	-60.795	3	-5.94	1	-203.815	2	-.204	2	-.015	4	-.32	6
18257		9	max	134.489	4	242.552	6	218.684	1	.293	1	.063	7	-.058	1
18258			min	-60.795	3	-5.94	1	-203.815	2	-.204	2	-.015	4	-.324	6
18259		10	max	134.489	4	242.552	6	218.684	1	.293	1	.064	7	-.058	1
18260			min	-60.795	3	-5.94	1	-203.815	2	-.204	2	-.016	4	-.328	6
18261		11	max	134.489	4	242.552	6	218.684	1	.293	1	.064	7	-.058	1
18262			min	-60.795	3	-5.94	1	-203.815	2	-.204	2	-.017	4	-.332	6
18263		12	max	134.489	4	242.552	6	218.684	1	.293	1	.065	7	-.058	1
18264			min	-60.795	3	-5.94	1	-203.815	2	-.204	2	-.017	4	-.337	6
18265		13	max	134.489	4	242.552	6	218.684	1	.293	1	.065	7	-.058	1
18266			min	-60.795	3	-5.94	1	-203.815	2	-.204	2	-.018	4	-.341	6
18267		14	max	134.489	4	242.552	6	218.684	1	.293	1	.065	7	-.058	1
18268			min	-60.795	3	-5.94	1	-203.815	2	-.204	2	-.02	2	-.345	6

Envelope Member Section Forces (Continued)

	Member	Sec		Axial[lb]	LC	y Shear[lb]	LC	z Shear[lb]	LC	Torque[k-...	LC	y-y Mome...	LC	z-z Mome...	LC
18269		15	max	134.489	4	242.552	6	218.684	1	.293	1	.066	7	-.058	1
18270			min	-60.795	3	-5.94	1	-203.815	2	-.204	2	-.024	2	-.349	6
18271		16	max	134.489	4	242.552	6	218.684	1	.293	1	.067	1	-.058	1
18272			min	-60.795	3	-5.94	1	-203.815	2	-.204	2	-.027	2	-.354	6
18273		17	max	134.489	4	242.552	6	218.684	1	.293	1	.071	1	-.057	1
18274			min	-60.795	3	-5.94	1	-203.815	2	-.204	2	-.031	2	-.358	6
18275		18	max	134.489	4	242.552	6	218.684	1	.293	1	.075	1	-.057	1
18276			min	-60.795	3	-5.94	1	-203.815	2	-.204	2	-.034	2	-.362	6
18277		19	max	134.489	4	242.552	6	218.684	1	.293	1	.078	1	-.057	1
18278			min	-60.795	3	-5.94	1	-203.815	2	-.204	2	-.038	2	-.366	6
18279		20	max	134.489	4	242.552	6	218.684	1	.293	1	.082	1	-.057	1
18280			min	-60.795	3	-5.94	1	-203.815	2	-.204	2	-.041	2	-.371	6
18281	MP4D	1	max	0	11	.007	8	.005	1	0	11	0	11	0	11
18282			min	0	1	-.004	3	-.004	2	0	1	0	1	0	1
18283		2	max	5.93	8	5.134	4	5.134	1	0	11	0	1	0	3
18284			min	2.422	1	-5.133	3	-5.134	2	0	1	0	2	0	4
18285		3	max	141.631	6	102.793	6	131.321	1	.082	1	.24	2	.045	4
18286			min	-47.119	1	23.7	10	-117.007	2	-.041	2	-.201	1	-.048	3
18287		4	max	147.56	6	102.793	6	136.45	1	.082	1	.196	2	.027	4
18288			min	-44.697	1	20.99	3	-122.137	2	-.041	2	-.152	1	-.057	3
18289		5	max	153.49	6	103.344	8	141.58	1	.082	1	.15	2	.009	1
18290			min	-42.275	1	15.86	3	-127.266	2	-.041	2	-.101	1	-.088	7
18291		6	max	159.419	6	105.368	8	146.709	1	.082	1	.102	2	0	1
18292			min	-39.852	1	10.731	3	-132.396	2	-.041	2	-.048	1	-.123	6
18293		7	max	165.349	6	107.392	8	151.839	1	.082	1	.086	6	-.008	1
18294			min	-37.43	1	5.601	3	-137.525	2	-.041	2	.007	1	-.161	6
18295		8	max	171.278	6	109.416	8	156.969	1	.082	1	.094	5	-.017	1
18296			min	-35.008	1	.472	3	-142.655	2	-.041	2	.001	2	-.199	6
18297		9	max	177.208	6	111.44	8	162.098	1	.082	1	.123	1	-.026	1
18298			min	-32.586	1	-4.658	3	-147.785	2	-.041	2	-.052	2	-.237	6
18299		10	max	183.137	6	113.464	8	167.228	1	.082	1	.184	1	-.035	1
18300			min	-30.164	1	-9.788	3	-152.914	2	-.041	2	-.108	2	-.275	6
18301		11	max	189.067	6	115.489	8	172.357	1	.082	1	.246	1	-.044	1
18302			min	-27.742	1	-14.917	3	-158.044	2	-.041	2	-.165	2	-.312	6
18303		12	max	194.996	6	117.513	8	177.487	1	.082	1	.311	1	-.052	1
18304			min	-25.32	1	-20.047	3	-163.173	2	-.041	2	-.224	2	-.351	8
18305		13	max	-16.954	10	35.933	3	35.931	2	0	11	.046	1	.046	3
18306			min	-41.507	5	-35.926	4	-35.926	1	0	1	-.046	2	-.046	4
18307		14	max	-14.532	10	30.803	3	30.801	2	0	11	.034	1	.034	3
18308			min	-35.577	5	-30.796	4	-30.797	1	0	1	-.034	2	-.034	4
18309		15	max	-12.11	10	25.674	3	25.672	2	0	11	.024	1	.024	3
18310			min	-29.648	5	-25.666	4	-25.667	1	0	1	-.024	2	-.024	4
18311		16	max	-9.688	10	20.544	3	20.542	2	0	11	.015	1	.015	3
18312			min	-23.718	5	-20.537	4	-20.537	1	0	1	-.015	2	-.015	4
18313		17	max	-7.266	10	15.415	3	15.413	2	0	11	.009	1	.009	3
18314			min	-17.789	5	-15.407	4	-15.408	1	0	1	-.009	2	-.009	4
18315		18	max	-4.844	10	10.285	3	10.283	2	0	11	.004	1	.004	3
18316			min	-11.859	5	-10.278	4	-10.278	1	0	1	-.004	2	-.004	4
18317		19	max	-2.422	10	5.155	3	5.153	2	0	11	0	1	0	3
18318			min	-5.93	5	-5.148	4	-5.149	1	0	1	0	2	0	4
18319		20	max	0	11	.04	7	.028	6	0	11	0	11	0	11
18320			min	0	1	-.018	4	-.019	1	0	1	0	1	0	1

Envelope Member Section Forces (Continued)

	Member	Sec		Axial[lb]	LC	y Shear[lb]	LC	z Shear[lb]	LC	Torque[k-...	LC	y-y Mome...	LC	z-z Mome...	LC
18321	M459A	1	max	341.259	4	470.368	7	529.584	1	.159	1	.106	2	-.072	2
18322			min	-227.055	3	134.588	4	-580.843	2	-.325	2	-.143	1	-.304	5
18323		2	max	341.259	4	470.368	7	529.584	1	.159	1	.096	2	-.075	2
18324			min	-227.055	3	134.588	4	-580.843	2	-.325	2	-.133	1	-.312	5
18325		3	max	341.259	4	470.368	7	529.584	1	.159	1	.086	2	-.078	2
18326			min	-227.055	3	134.588	4	-580.843	2	-.325	2	-.124	1	-.32	5
18327		4	max	341.259	4	470.368	7	529.584	1	.159	1	.076	2	-.081	2
18328			min	-227.055	3	134.588	4	-580.843	2	-.325	2	-.115	1	-.328	5
18329		5	max	341.259	4	470.368	7	529.584	1	.159	1	.066	2	-.084	2
18330			min	-227.055	3	134.588	4	-580.843	2	-.325	2	-.105	1	-.336	5
18331		6	max	341.259	4	470.368	7	529.584	1	.159	1	.055	2	-.087	2
18332			min	-227.055	3	134.588	4	-580.843	2	-.325	2	-.096	1	-.344	5
18333		7	max	341.259	4	470.368	7	529.584	1	.159	1	.045	2	-.091	2
18334			min	-227.055	3	134.588	4	-580.843	2	-.325	2	-.087	1	-.352	5
18335		8	max	341.259	4	470.368	7	529.584	1	.159	1	.035	2	-.094	2
18336			min	-227.055	3	134.588	4	-580.843	2	-.325	2	-.078	1	-.36	5
18337		9	max	341.259	4	470.368	7	529.584	1	.159	1	.025	2	-.097	2
18338			min	-227.055	3	134.588	4	-580.843	2	-.325	2	-.068	1	-.368	5
18339		10	max	341.259	4	470.368	7	529.584	1	.159	1	.015	2	-.1	2
18340			min	-227.055	3	134.588	4	-580.843	2	-.325	2	-.069	7	-.376	5
18341		11	max	341.259	4	470.368	7	529.584	1	.159	1	.004	2	-.103	2
18342			min	-227.055	3	134.588	4	-580.843	2	-.325	2	-.07	7	-.385	5
18343		12	max	341.259	4	470.368	7	529.584	1	.159	1	.002	4	-.106	2
18344			min	-227.055	3	134.588	4	-580.843	2	-.325	2	-.072	7	-.393	5
18345		13	max	341.259	4	470.368	7	529.584	1	.159	1	.003	4	-.11	2
18346			min	-227.055	3	134.588	4	-580.843	2	-.325	2	-.073	7	-.401	5
18347		14	max	341.259	4	470.368	7	529.584	1	.159	1	.003	4	-.113	2
18348			min	-227.055	3	134.588	4	-580.843	2	-.325	2	-.075	7	-.409	5
18349		15	max	341.259	4	470.368	7	529.584	1	.159	1	.003	4	-.116	2
18350			min	-227.055	3	134.588	4	-580.843	2	-.325	2	-.076	7	-.417	5
18351		16	max	341.259	4	470.368	7	529.584	1	.159	1	.003	4	-.119	2
18352			min	-227.055	3	134.588	4	-580.843	2	-.325	2	-.077	7	-.425	5
18353		17	max	341.259	4	470.368	7	529.584	1	.159	1	.006	1	-.122	2
18354			min	-227.055	3	134.588	4	-580.843	2	-.325	2	-.079	7	-.433	5
18355		18	max	341.259	4	470.368	7	529.584	1	.159	1	.015	1	-.125	2
18356			min	-227.055	3	134.588	4	-580.843	2	-.325	2	-.081	6	-.441	5
18357		19	max	341.259	4	470.368	7	529.584	1	.159	1	.025	1	-.129	2
18358			min	-227.055	3	134.588	4	-580.843	2	-.325	2	-.084	6	-.449	5
18359		20	max	341.259	4	470.368	7	529.584	1	.159	1	.034	1	-.132	2
18360			min	-227.055	3	134.588	4	-580.843	2	-.325	2	-.088	6	-.457	5
18361	MP1D	1	max	0	11	.006	8	.004	1	0	11	0	11	0	11
18362			min	0	1	-.004	3	-.004	2	0	1	0	1	0	1
18363		2	max	5.93	8	5.134	4	5.134	1	0	11	0	1	0	3
18364			min	2.422	1	-5.134	3	-5.134	2	0	1	0	2	0	4
18365		3	max	12.954	3	164.814	7	16.232	4	.034	1	.151	2	.089	8
18366			min	-69.791	8	-.69	4	-78.702	7	-.088	6	-.137	1	-.007	3
18367		4	max	15.376	3	162.789	7	16.232	4	.034	1	.147	2	.071	4
18368			min	-63.861	8	4.439	4	-78.702	7	-.088	6	-.152	1	-.049	3
18369		5	max	17.798	3	160.765	7	16.232	4	.034	1	.142	2	.068	4
18370			min	-59.155	4	9.569	4	-78.702	7	-.088	6	-.166	1	-.088	3
18371		6	max	20.22	3	158.741	7	16.232	4	.034	1	.134	2	.064	4
18372			min	-56.733	4	14.698	4	-78.702	7	-.088	6	-.177	1	-.125	3

Envelope Member Section Forces (Continued)

	Member	Sec		Axial[lb]	LC	y Shear[lb]	LC	z Shear[lb]	LC	Torque[k-...	LC	y-y Mome...	LC	z-z Mome...	LC
18373		7	max	78.917	7	162.745	8	168.119	1	.034	1	.084	2	.038	4
18374			min	-37.571	4	3.01	3	-219.437	2	-.088	6	-.146	1	-.163	7
18375		8	max	84.846	7	164.769	8	173.248	1	.034	1	.003	2	-.003	4
18376			min	-35.148	4	-2.12	3	-224.566	2	-.088	6	-.114	5	-.213	7
18377		9	max	90.776	7	166.793	8	178.378	1	.034	1	-.017	4	-.047	4
18378			min	-32.726	4	-7.25	3	-229.696	2	-.088	6	-.146	6	-.262	7
18379		10	max	309.788	7	198.876	4	287.023	1	.034	1	.081	1	-.089	2
18380			min	94.496	4	-84.897	3	-338.341	2	-.088	6	-.199	2	-.314	5
18381		11	max	315.717	7	204.006	4	292.153	1	.034	1	.188	1	-.082	3
18382			min	96.918	4	-90.026	3	-343.471	2	-.088	6	-.325	2	-.375	8
18383		12	max	321.647	7	209.135	4	297.282	1	.034	1	.296	1	-.047	3
18384			min	99.34	4	-95.156	3	-348.6	2	-.088	6	-.452	2	-.445	8
18385		13	max	-33.694	10	127.108	3	227.231	2	0	11	.157	1	.099	3
18386			min	-142.637	5	-127.089	4	-227.244	1	0	1	-.157	2	-.099	4
18387		14	max	-31.272	10	121.978	3	222.102	2	0	11	.074	1	.053	3
18388			min	-136.708	5	-121.96	4	-222.114	1	0	1	-.074	2	-.053	4
18389		15	max	-12.11	10	25.707	3	25.68	2	0	11	.024	1	.024	3
18390			min	-29.648	5	-25.689	4	-25.692	1	0	1	-.024	2	-.024	4
18391		16	max	-9.688	10	20.577	3	20.551	2	0	11	.015	1	.015	3
18392			min	-23.718	5	-20.559	4	-20.563	1	0	1	-.015	2	-.015	4
18393		17	max	-7.266	10	15.448	3	15.421	2	0	11	.009	1	.009	3
18394			min	-17.789	5	-15.429	4	-15.433	1	0	1	-.009	2	-.009	4
18395		18	max	-4.844	10	10.318	3	10.291	2	0	11	.004	1	.004	3
18396			min	-11.859	5	-10.3	4	-10.304	1	0	1	-.004	2	-.004	4
18397		19	max	-2.422	10	5.189	3	5.162	2	0	11	0	1	0	3
18398			min	-5.93	5	-5.17	4	-5.174	1	0	1	0	2	0	4
18399		20	max	0	11	.159	7	.032	2	0	11	0	11	0	11
18400			min	0	1	-.041	4	-.11	5	0	1	0	1	0	1
18401	M461	1	max	-23.675	10	51.964	1	106.32	2	.234	1	.01	4	.014	10
18402			min	-102.727	6	-129.698	2	-121.19	1	-.269	2	-.06	7	-.063	8
18403		2	max	-23.675	10	51.964	1	106.32	2	.234	1	.011	4	.016	10
18404			min	-102.727	6	-129.698	2	-121.19	1	-.269	2	-.06	7	-.062	8
18405		3	max	-23.675	10	51.964	1	106.32	2	.234	1	.011	4	.017	10
18406			min	-102.727	6	-129.698	2	-121.19	1	-.269	2	-.061	7	-.06	8
18407		4	max	-23.675	10	51.964	1	106.32	2	.234	1	.012	4	.018	10
18408			min	-102.727	6	-129.698	2	-121.19	1	-.269	2	-.061	7	-.059	8
18409		5	max	-23.675	10	51.964	1	106.32	2	.234	1	.014	2	.019	10
18410			min	-102.727	6	-129.698	2	-121.19	1	-.269	2	-.061	7	-.057	8
18411		6	max	-23.675	10	51.964	1	106.32	2	.234	1	.015	2	.02	10
18412			min	-102.727	6	-129.698	2	-121.19	1	-.269	2	-.062	7	-.055	8
18413		7	max	-23.675	10	51.964	1	106.32	2	.234	1	.017	2	.022	10
18414			min	-102.727	6	-129.698	2	-121.19	1	-.269	2	-.062	7	-.054	8
18415		8	max	-23.675	10	51.964	1	106.32	2	.234	1	.019	2	.023	10
18416			min	-102.727	6	-129.698	2	-121.19	1	-.269	2	-.063	7	-.054	4
18417		9	max	-23.675	10	51.964	1	106.32	2	.234	1	.021	2	.024	3
18418			min	-102.727	6	-129.698	2	-121.19	1	-.269	2	-.063	5	-.054	4
18419		10	max	-23.675	10	51.964	1	106.32	2	.234	1	.023	2	.026	3
18420			min	-102.727	6	-129.698	2	-121.19	1	-.269	2	-.064	5	-.055	4
18421		11	max	-23.675	10	51.964	1	106.32	2	.234	1	.025	2	.028	3
18422			min	-102.727	6	-129.698	2	-121.19	1	-.269	2	-.065	5	-.055	4
18423		12	max	-23.675	10	51.964	1	106.32	2	.234	1	.027	2	.029	3
18424			min	-102.727	6	-129.698	2	-121.19	1	-.269	2	-.065	5	-.055	4

Envelope Member Section Forces (Continued)

	Member	Sec		Axial[lb]	LC	y Shear[lb]	LC	z Shear[lb]	LC	Torque[k-...	LC	y-y Mome...	LC	z-z Mome...	LC
18425		13	max	-23.675	10	51.964	1	106.32	2	.234	1	.028	2	.031	3
18426			min	-102.727	6	-129.698	2	-121.19	1	-.269	2	-.067	1	-.056	4
18427		14	max	-23.675	10	51.964	1	106.32	2	.234	1	.03	2	.033	3
18428			min	-102.727	6	-129.698	2	-121.19	1	-.269	2	-.069	1	-.056	4
18429		15	max	-23.675	10	51.964	1	106.32	2	.234	1	.032	2	.035	3
18430			min	-102.727	6	-129.698	2	-121.19	1	-.269	2	-.072	1	-.056	4
18431		16	max	-23.675	10	51.964	1	106.32	2	.234	1	.034	2	.036	3
18432			min	-102.727	6	-129.698	2	-121.19	1	-.269	2	-.074	1	-.057	4
18433		17	max	-23.675	10	51.964	1	106.32	2	.234	1	.036	2	.038	3
18434			min	-102.727	6	-129.698	2	-121.19	1	-.269	2	-.076	1	-.057	4
18435		18	max	-23.675	10	51.964	1	106.32	2	.234	1	.038	2	.04	3
18436			min	-102.727	6	-129.698	2	-121.19	1	-.269	2	-.078	1	-.057	4
18437		19	max	-23.675	10	51.964	1	106.32	2	.234	1	.04	2	.041	3
18438			min	-102.727	6	-129.698	2	-121.19	1	-.269	2	-.08	1	-.058	4
18439		20	max	-23.675	10	51.964	1	106.32	2	.234	1	.041	2	.043	3
18440			min	-102.727	6	-129.698	2	-121.19	1	-.269	2	-.082	1	-.058	4
18441	M462	1	max	24.399	4	64.354	1	53.644	6	.587	1	.003	4	.057	3
18442			min	-143.242	7	-62.188	2	10.261	3	-.594	2	-.076	7	-.043	4
18443		2	max	24.399	4	64.354	1	53.644	6	.587	1	.003	4	.058	3
18444			min	-143.242	7	-62.188	2	10.261	3	-.594	2	-.075	7	-.043	4
18445		3	max	24.399	4	64.354	1	53.644	6	.587	1	.003	4	.058	3
18446			min	-143.242	7	-62.188	2	10.261	3	-.594	2	-.074	7	-.044	4
18447		4	max	24.399	4	64.354	1	53.644	6	.587	1	.004	4	.059	3
18448			min	-143.242	7	-62.188	2	10.261	3	-.594	2	-.074	7	-.044	4
18449		5	max	24.399	4	64.354	1	53.644	6	.587	1	.004	4	.06	3
18450			min	-143.242	7	-62.188	2	10.261	3	-.594	2	-.073	7	-.045	4
18451		6	max	24.399	4	64.354	1	53.644	6	.587	1	.004	4	.06	3
18452			min	-143.242	7	-62.188	2	10.261	3	-.594	2	-.072	7	-.046	4
18453		7	max	24.399	4	64.354	1	53.644	6	.587	1	.004	4	.061	3
18454			min	-143.242	7	-62.188	2	10.261	3	-.594	2	-.072	7	-.046	4
18455		8	max	24.399	4	64.354	1	53.644	6	.587	1	.005	4	.061	3
18456			min	-143.242	7	-62.188	2	10.261	3	-.594	2	-.071	7	-.047	4
18457		9	max	24.399	4	64.354	1	53.644	6	.587	1	.005	4	.062	3
18458			min	-143.242	7	-62.188	2	10.261	3	-.594	2	-.071	7	-.048	4
18459		10	max	24.399	4	64.354	1	53.644	6	.587	1	.005	4	.063	3
18460			min	-143.242	7	-62.188	2	10.261	3	-.594	2	-.07	7	-.048	4
18461		11	max	24.399	4	64.354	1	53.644	6	.587	1	.006	4	.063	3
18462			min	-143.242	7	-62.188	2	10.261	3	-.594	2	-.069	7	-.049	4
18463		12	max	24.399	4	64.354	1	53.644	6	.587	1	.006	4	.064	3
18464			min	-143.242	7	-62.188	2	10.261	3	-.594	2	-.069	7	-.049	4
18465		13	max	24.399	4	64.354	1	53.644	6	.587	1	.006	4	.064	3
18466			min	-143.242	7	-62.188	2	10.261	3	-.594	2	-.068	7	-.05	4
18467		14	max	24.399	4	64.354	1	53.644	6	.587	1	.007	4	.065	3
18468			min	-143.242	7	-62.188	2	10.261	3	-.594	2	-.067	7	-.051	4
18469		15	max	24.399	4	64.354	1	53.644	6	.587	1	.007	4	.066	3
18470			min	-143.242	7	-62.188	2	10.261	3	-.594	2	-.067	7	-.051	4
18471		16	max	24.399	4	64.354	1	53.644	6	.587	1	.007	4	.066	3
18472			min	-143.242	7	-62.188	2	10.261	3	-.594	2	-.066	7	-.052	4
18473		17	max	24.399	4	64.354	1	53.644	6	.587	1	.008	4	.067	3
18474			min	-143.242	7	-62.188	2	10.261	3	-.594	2	-.065	7	-.052	4
18475		18	max	24.399	4	64.354	1	53.644	6	.587	1	.008	4	.067	3
18476			min	-143.242	7	-62.188	2	10.261	3	-.594	2	-.065	7	-.053	4

Envelope Member Section Forces (Continued)

	Member	Sec		Axial[lb]	LC	y Shear[lb]	LC	z Shear[lb]	LC	Torque[k-...	LC	y-y Mome...	LC	z-z Mome...	LC
18477		19	max	24.399	4	64.354	1	53.644	6	.587	1	.008	4	.068	3
18478			min	-143.242	7	-62.188	2	10.261	3	-.594	2	-.064	7	-.054	4
18479		20	max	24.399	4	64.354	1	53.644	6	.587	1	.009	4	.068	3
18480			min	-143.242	7	-62.188	2	10.261	3	-.594	2	-.063	7	-.054	4
18481	M463	1	max	14.503	3	65.766	2	217.572	2	.491	1	.083	5	.052	3
18482			min	-131.749	8	-168.03	5	-244.546	1	-.48	2	-.034	2	-.053	4
18483		2	max	14.503	3	65.766	2	217.572	2	.491	1	.082	5	.053	3
18484			min	-131.749	8	-168.03	5	-244.546	1	-.48	2	-.03	2	-.052	4
18485		3	max	14.503	3	65.766	2	217.572	2	.491	1	.08	5	.054	3
18486			min	-131.749	8	-168.03	5	-244.546	1	-.48	2	-.026	2	-.052	4
18487		4	max	14.503	3	65.766	2	217.572	2	.491	1	.078	5	.055	3
18488			min	-131.749	8	-168.03	5	-244.546	1	-.48	2	-.022	2	-.051	4
18489		5	max	14.503	3	65.766	2	217.572	2	.491	1	.076	5	.056	3
18490			min	-131.749	8	-168.03	5	-244.546	1	-.48	2	-.018	2	-.05	4
18491		6	max	14.503	3	65.766	2	217.572	2	.491	1	.074	5	.057	3
18492			min	-131.749	8	-168.03	5	-244.546	1	-.48	2	-.015	2	-.05	4
18493		7	max	14.503	3	65.766	2	217.572	2	.491	1	.073	7	.058	3
18494			min	-131.749	8	-168.03	5	-244.546	1	-.48	2	-.011	2	-.049	4
18495		8	max	14.503	3	65.766	2	217.572	2	.491	1	.072	7	.06	3
18496			min	-131.749	8	-168.03	5	-244.546	1	-.48	2	-.008	4	-.048	4
18497		9	max	14.503	3	65.766	2	217.572	2	.491	1	.071	7	.061	3
18498			min	-131.749	8	-168.03	5	-244.546	1	-.48	2	-.008	4	-.048	4
18499		10	max	14.503	3	65.766	2	217.572	2	.491	1	.071	7	.062	3
18500			min	-131.749	8	-168.03	5	-244.546	1	-.48	2	-.009	4	-.047	4
18501		11	max	14.503	3	65.766	2	217.572	2	.491	1	.07	7	.063	3
18502			min	-131.749	8	-168.03	5	-244.546	1	-.48	2	-.009	4	-.047	4
18503		12	max	14.503	3	65.766	2	217.572	2	.491	1	.069	7	.064	3
18504			min	-131.749	8	-168.03	5	-244.546	1	-.48	2	-.01	4	-.046	4
18505		13	max	14.503	3	65.766	2	217.572	2	.491	1	.068	7	.065	3
18506			min	-131.749	8	-168.03	5	-244.546	1	-.48	2	-.01	4	-.045	4
18507		14	max	14.503	3	65.766	2	217.572	2	.491	1	.068	7	.066	3
18508			min	-131.749	8	-168.03	5	-244.546	1	-.48	2	-.011	4	-.045	4
18509		15	max	14.503	3	65.766	2	217.572	2	.491	1	.067	7	.068	3
18510			min	-131.749	8	-168.03	5	-244.546	1	-.48	2	-.011	4	-.044	4
18511		16	max	14.503	3	65.766	2	217.572	2	.491	1	.066	7	.069	3
18512			min	-131.749	8	-168.03	5	-244.546	1	-.48	2	-.012	4	-.043	4
18513		17	max	14.503	3	65.766	2	217.572	2	.491	1	.065	7	.07	3
18514			min	-131.749	8	-168.03	5	-244.546	1	-.48	2	-.012	4	-.043	4
18515		18	max	14.503	3	65.766	2	217.572	2	.491	1	.065	7	.071	3
18516			min	-131.749	8	-168.03	5	-244.546	1	-.48	2	-.013	4	-.042	4
18517		19	max	14.503	3	65.766	2	217.572	2	.491	1	.064	7	.072	3
18518			min	-131.749	8	-168.03	5	-244.546	1	-.48	2	-.013	4	-.042	4
18519		20	max	14.503	3	65.766	2	217.572	2	.491	1	.063	7	.073	3
18520			min	-131.749	8	-168.03	5	-244.546	1	-.48	2	-.014	4	-.041	4
18521	M464	1	max	11.009	4	81.841	8	78.634	7	.128	1	.088	2	-.021	3
18522			min	-168.941	7	-8.415	3	-16.226	4	-.154	2	-.052	1	-.094	8
18523		2	max	11.009	4	81.841	8	78.634	7	.128	1	.088	2	-.021	3
18524			min	-168.941	7	-8.415	3	-16.226	4	-.154	2	-.051	1	-.096	8
18525		3	max	11.009	4	81.841	8	78.634	7	.128	1	.088	2	-.021	3
18526			min	-168.941	7	-8.415	3	-16.226	4	-.154	2	-.05	1	-.097	8
18527		4	max	11.009	4	81.841	8	78.634	7	.128	1	.088	2	-.021	3
18528			min	-168.941	7	-8.415	3	-16.226	4	-.154	2	-.049	1	-.099	8

Envelope Member Section Forces (Continued)

	Member	Sec		Axial[lb]	LC	y Shear[lb]	LC	z Shear[lb]	LC	Torque[k-...	LC	y-y Mome...	LC	z-z Mome...	LC
18529		5	max	11.009	4	81.841	8	78.634	7	.128	1	.088	2	-.021	3
18530			min	-168.941	7	-8.415	3	-16.226	4	-.154	2	-.048	1	-.1	8
18531		6	max	11.009	4	81.841	8	78.634	7	.128	1	.088	2	-.021	3
18532			min	-168.941	7	-8.415	3	-16.226	4	-.154	2	-.047	1	-.101	8
18533		7	max	11.009	4	81.841	8	78.634	7	.128	1	.088	2	-.021	3
18534			min	-168.941	7	-8.415	3	-16.226	4	-.154	2	-.046	1	-.103	8
18535		8	max	11.009	4	81.841	8	78.634	7	.128	1	.088	2	-.02	3
18536			min	-168.941	7	-8.415	3	-16.226	4	-.154	2	-.045	1	-.104	8
18537		9	max	11.009	4	81.841	8	78.634	7	.128	1	.088	2	-.02	3
18538			min	-168.941	7	-8.415	3	-16.226	4	-.154	2	-.044	1	-.106	8
18539		10	max	11.009	4	81.841	8	78.634	7	.128	1	.088	2	-.02	3
18540			min	-168.941	7	-8.415	3	-16.226	4	-.154	2	-.043	1	-.107	8
18541		11	max	11.009	4	81.841	8	78.634	7	.128	1	.088	2	-.02	3
18542			min	-168.941	7	-8.415	3	-16.226	4	-.154	2	-.042	1	-.109	8
18543		12	max	11.009	4	81.841	8	78.634	7	.128	1	.088	2	-.02	3
18544			min	-168.941	7	-8.415	3	-16.226	4	-.154	2	-.041	1	-.11	8
18545		13	max	11.009	4	81.841	8	78.634	7	.128	1	.088	2	-.02	3
18546			min	-168.941	7	-8.415	3	-16.226	4	-.154	2	-.041	1	-.111	8
18547		14	max	11.009	4	81.841	8	78.634	7	.128	1	.088	2	-.019	3
18548			min	-168.941	7	-8.415	3	-16.226	4	-.154	2	-.04	1	-.113	8
18549		15	max	11.009	4	81.841	8	78.634	7	.128	1	.087	2	-.019	3
18550			min	-168.941	7	-8.415	3	-16.226	4	-.154	2	-.039	1	-.114	8
18551		16	max	11.009	4	81.841	8	78.634	7	.128	1	.087	2	-.019	3
18552			min	-168.941	7	-8.415	3	-16.226	4	-.154	2	-.038	1	-.116	8
18553		17	max	11.009	4	81.841	8	78.634	7	.128	1	.087	2	-.019	3
18554			min	-168.941	7	-8.415	3	-16.226	4	-.154	2	-.037	1	-.117	8
18555		18	max	11.009	4	81.841	8	78.634	7	.128	1	.087	2	-.019	3
18556			min	-168.941	7	-8.415	3	-16.226	4	-.154	2	-.036	1	-.119	8
18557		19	max	11.009	4	81.841	8	78.634	7	.128	1	.087	2	-.019	3
18558			min	-168.941	7	-8.415	3	-16.226	4	-.154	2	-.035	1	-.12	8
18559		20	max	11.009	4	81.841	8	78.634	7	.128	1	.088	6	-.019	3
18560			min	-168.941	7	-8.415	3	-16.226	4	-.154	2	-.034	1	-.122	8
18561	M465	1	max	0	11	0	1	0	11	0	11	0	7	0	4
18562			min	0	1	0	6	0	7	0	1	0	2	0	3
18563		2	max	0	11	0	1	0	11	0	11	0	7	0	4
18564			min	0	1	0	6	0	7	0	1	0	2	0	3
18565		3	max	0	11	0	1	0	11	0	11	0	7	0	4
18566			min	0	1	0	6	0	7	0	1	0	2	0	3
18567		4	max	0	11	0	1	0	11	0	11	0	7	0	4
18568			min	0	1	0	6	0	7	0	1	0	2	0	3
18569		5	max	0	11	0	1	0	11	0	11	0	7	0	4
18570			min	0	1	0	6	0	7	0	1	0	2	0	3
18571		6	max	0	11	0	1	0	11	0	11	0	8	0	4
18572			min	0	1	0	6	0	7	0	1	0	2	0	3
18573		7	max	0	11	0	1	0	11	0	11	0	8	0	4
18574			min	0	1	0	6	0	7	0	1	0	2	0	3
18575		8	max	0	11	0	1	0	11	0	11	0	1	0	11
18576			min	0	1	0	6	0	7	0	1	0	2	0	3
18577		9	max	0	11	0	1	0	11	0	11	0	1	0	11
18578			min	0	1	0	6	0	7	0	1	0	2	0	3
18579		10	max	0	11	0	1	0	11	0	11	0	1	0	11
18580			min	0	1	0	6	0	7	0	1	0	2	0	3

Envelope Member Section Forces (Continued)

	Member	Sec		Axial[lb]	LC	y Shear[lb]	LC	z Shear[lb]	LC	Torque[k-...	LC	y-y Mome...	LC	z-z Mome...	LC
18581		11	max	0	11	0	1	0	11	0	11	0	1	0	11
18582			min	0	1	0	6	0	7	0	1	0	2	0	3
18583		12	max	0	11	0	1	0	11	0	11	0	1	0	11
18584			min	0	1	0	6	0	7	0	1	0	2	0	3
18585		13	max	0	11	0	1	0	11	0	11	0	1	0	11
18586			min	0	1	0	6	0	7	0	1	0	2	0	3
18587		14	max	0	11	0	1	0	11	0	11	0	1	0	11
18588			min	0	1	0	6	0	7	0	1	0	2	0	3
18589		15	max	0	11	0	1	0	11	0	11	0	1	0	6
18590			min	0	1	0	6	0	7	0	1	0	2	0	3
18591		16	max	0	11	0	1	0	11	0	11	0	1	0	11
18592			min	0	1	0	6	0	7	0	1	0	2	0	3
18593		17	max	0	11	0	1	0	11	0	11	0	1	0	11
18594			min	0	1	0	6	0	7	0	1	0	2	0	3
18595		18	max	0	11	0	1	0	11	0	11	0	1	0	11
18596			min	0	1	0	6	0	7	0	1	0	2	0	3
18597		19	max	0	11	0	1	0	11	0	11	0	1	0	6
18598			min	0	1	0	6	0	7	0	1	0	2	0	3
18599		20	max	0	11	0	1	0	11	0	11	0	1	0	6
18600			min	0	1	0	6	0	7	0	1	0	2	0	3
18601	M466	1	max	0	11	0	5	0	1	0	11	0	5	0	11
18602			min	0	1	0	1	0	5	0	1	0	2	0	3
18603		2	max	0	11	0	5	0	1	0	11	0	5	0	11
18604			min	0	1	0	1	0	5	0	1	0	2	0	3
18605		3	max	0	11	0	5	0	1	0	11	0	5	0	11
18606			min	0	1	0	1	0	5	0	1	0	2	0	3
18607		4	max	0	11	0	5	0	1	0	11	0	5	0	1
18608			min	0	1	0	1	0	5	0	1	0	2	0	3
18609		5	max	0	11	0	5	0	1	0	11	0	5	0	1
18610			min	0	1	0	1	0	5	0	1	0	2	0	3
18611		6	max	0	11	0	5	0	1	0	11	0	5	0	1
18612			min	0	1	0	1	0	5	0	1	0	2	0	3
18613		7	max	0	11	0	5	0	1	0	11	0	5	0	1
18614			min	0	1	0	1	0	5	0	1	0	2	0	3
18615		8	max	0	11	0	5	0	1	0	11	0	6	0	1
18616			min	0	1	0	1	0	5	0	1	0	2	0	3
18617		9	max	0	11	0	5	0	1	0	11	0	1	0	1
18618			min	0	1	0	1	0	5	0	1	0	2	0	3
18619		10	max	0	11	0	5	0	1	0	11	0	1	0	1
18620			min	0	1	0	1	0	5	0	1	0	2	0	3
18621		11	max	0	11	0	5	0	1	0	11	0	1	0	1
18622			min	0	1	0	1	0	5	0	1	0	2	0	3
18623		12	max	0	11	0	5	0	1	0	11	0	1	0	1
18624			min	0	1	0	1	0	5	0	1	0	7	0	3
18625		13	max	0	11	0	5	0	1	0	11	0	1	0	1
18626			min	0	1	0	1	0	5	0	1	0	7	0	3
18627		14	max	0	11	0	5	0	1	0	11	0	1	0	1
18628			min	0	1	0	1	0	5	0	1	0	5	0	3
18629		15	max	0	11	0	5	0	1	0	11	0	1	0	1
18630			min	0	1	0	1	0	5	0	1	0	8	0	3
18631		16	max	0	11	0	5	0	1	0	11	0	1	0	1
18632			min	0	1	0	1	0	5	0	1	0	5	0	3

Envelope Member Section Forces (Continued)

	Member	Sec		Axial[lb]	LC	y Shear[lb]	LC	z Shear[lb]	LC	Torque[k-...	LC	y-y Mome...	LC	z-z Mome...	LC
18633		17	max	0	11	0	5	0	1	0	11	0	1	0	1
18634			min	0	1	0	1	0	5	0	1	0	5	0	3
18635		18	max	0	11	0	5	0	1	0	11	0	1	0	1
18636			min	0	1	0	1	0	5	0	1	0	5	0	3
18637		19	max	0	11	0	5	0	1	0	11	0	1	0	1
18638			min	0	1	0	1	0	5	0	1	0	5	0	3
18639		20	max	0	11	0	5	0	1	0	11	0	1	0	1
18640			min	0	1	0	1	0	5	0	1	0	5	0	3
18641	M467	1	max	689.181	2	868.201	7	1035.885	4	.038	3	.375	3	-.005	2
18642			min	-594.402	1	250.195	4	-1063.806	3	-.158	7	-.324	4	-.239	7
18643		2	max	689.181	2	868.201	7	1035.885	4	.038	3	.356	3	-.01	2
18644			min	-594.402	1	250.195	4	-1063.806	3	-.158	7	-.306	4	-.254	7
18645		3	max	689.181	2	868.201	7	1035.885	4	.038	3	.337	3	-.015	2
18646			min	-594.402	1	250.195	4	-1063.806	3	-.158	7	-.288	4	-.269	7
18647		4	max	689.181	2	868.201	7	1035.885	4	.038	3	.319	3	-.019	2
18648			min	-594.402	1	250.195	4	-1063.806	3	-.158	7	-.269	4	-.284	7
18649		5	max	689.181	2	868.201	7	1035.885	4	.038	3	.3	3	-.024	2
18650			min	-594.402	1	250.195	4	-1063.806	3	-.158	7	-.251	4	-.3	7
18651		6	max	689.181	2	868.201	7	1035.885	4	.038	3	.281	3	-.029	2
18652			min	-594.402	1	250.195	4	-1063.806	3	-.158	7	-.233	4	-.315	7
18653		7	max	689.181	2	868.201	7	1035.885	4	.038	3	.263	3	-.034	2
18654			min	-594.402	1	250.195	4	-1063.806	3	-.158	7	-.215	4	-.33	7
18655		8	max	689.181	2	868.201	7	1035.885	4	.038	3	.244	3	-.039	2
18656			min	-594.402	1	250.195	4	-1063.806	3	-.158	7	-.197	4	-.345	7
18657		9	max	689.181	2	868.201	7	1035.885	4	.038	3	.225	3	-.044	2
18658			min	-594.402	1	250.195	4	-1063.806	3	-.158	7	-.179	4	-.36	7
18659		10	max	689.181	2	868.201	7	1035.885	4	.038	3	.207	3	-.049	2
18660			min	-594.402	1	250.195	4	-1063.806	3	-.158	7	-.16	4	-.376	7
18661		11	max	689.181	2	868.201	7	1035.885	4	.038	3	.188	3	-.053	2
18662			min	-594.402	1	250.195	4	-1063.806	3	-.158	7	-.142	4	-.391	7
18663		12	max	689.181	2	868.201	7	1035.885	4	.038	3	.169	3	-.058	2
18664			min	-594.402	1	250.195	4	-1063.806	3	-.158	7	-.124	4	-.406	7
18665		13	max	689.181	2	868.201	7	1035.885	4	.038	3	.151	3	-.063	2
18666			min	-594.402	1	250.195	4	-1063.806	3	-.158	7	-.106	4	-.421	7
18667		14	max	689.181	2	868.201	7	1035.885	4	.038	3	.132	3	-.068	2
18668			min	-594.402	1	250.195	4	-1063.806	3	-.158	7	-.088	4	-.437	7
18669		15	max	689.181	2	868.201	7	1035.885	4	.038	3	.113	3	-.073	2
18670			min	-594.402	1	250.195	4	-1063.806	3	-.158	7	-.07	4	-.452	7
18671		16	max	689.181	2	868.201	7	1035.885	4	.038	3	.095	3	-.078	2
18672			min	-594.402	1	250.195	4	-1063.806	3	-.158	7	-.051	4	-.467	7
18673		17	max	689.181	2	868.201	7	1035.885	4	.038	3	.076	3	-.083	2
18674			min	-594.402	1	250.195	4	-1063.806	3	-.158	7	-.033	4	-.482	7
18675		18	max	689.181	2	868.201	7	1035.885	4	.038	3	.065	7	-.087	2
18676			min	-594.402	1	250.195	4	-1063.806	3	-.158	7	-.015	4	-.498	7
18677		19	max	689.181	2	868.201	7	1035.885	4	.038	3	.06	7	-.092	2
18678			min	-594.402	1	250.195	4	-1063.806	3	-.158	7	0	9	-.513	7
18679		20	max	689.181	2	868.201	7	1035.885	4	.038	3	.058	5	-.097	2
18680			min	-594.402	1	250.195	4	-1063.806	3	-.158	7	0	9	-.528	7
18681	M468A	1	max	372.81	2	562.404	8	585.682	4	.48	4	.15	3	.088	1
18682			min	-285.395	1	97.699	3	-558.851	3	-.387	3	-.197	4	-.359	6
18683		2	max	372.81	2	562.404	8	585.682	4	.48	4	.14	3	.084	1
18684			min	-285.395	1	97.699	3	-558.851	3	-.387	3	-.187	4	-.369	6

Envelope Member Section Forces (Continued)

	Member	Sec		Axial[lb]	LC	y Shear[lb]	LC	z Shear[lb]	LC	Torque[k-...	LC	y-y Mome...	LC	z-z Mome...	LC
18685		3	max	372.81	2	562.404	8	585.682	4	.48	4	.13	3	.08	1
18686			min	-285.395	1	97.699	3	-558.851	3	-.387	3	-.177	4	-.378	6
18687		4	max	372.81	2	562.404	8	585.682	4	.48	4	.12	3	.076	1
18688			min	-285.395	1	97.699	3	-558.851	3	-.387	3	-.166	4	-.387	6
18689		5	max	372.81	2	562.404	8	585.682	4	.48	4	.111	3	.072	1
18690			min	-285.395	1	97.699	3	-558.851	3	-.387	3	-.156	4	-.397	6
18691		6	max	372.81	2	562.404	8	585.682	4	.48	4	.101	3	.068	1
18692			min	-285.395	1	97.699	3	-558.851	3	-.387	3	-.146	4	-.406	6
18693		7	max	372.81	2	562.404	8	585.682	4	.48	4	.091	3	.064	1
18694			min	-285.395	1	97.699	3	-558.851	3	-.387	3	-.136	4	-.415	6
18695		8	max	372.81	2	562.404	8	585.682	4	.48	4	.081	3	.06	1
18696			min	-285.395	1	97.699	3	-558.851	3	-.387	3	-.125	4	-.425	6
18697		9	max	372.81	2	562.404	8	585.682	4	.48	4	.071	3	.056	1
18698			min	-285.395	1	97.699	3	-558.851	3	-.387	3	-.115	4	-.434	6
18699		10	max	372.81	2	562.404	8	585.682	4	.48	4	.062	3	.052	1
18700			min	-285.395	1	97.699	3	-558.851	3	-.387	3	-.105	4	-.443	6
18701		11	max	372.81	2	562.404	8	585.682	4	.48	4	.052	3	.048	1
18702			min	-285.395	1	97.699	3	-558.851	3	-.387	3	-.094	4	-.452	6
18703		12	max	372.81	2	562.404	8	585.682	4	.48	4	.042	3	.044	1
18704			min	-285.395	1	97.699	3	-558.851	3	-.387	3	-.084	4	-.462	6
18705		13	max	372.81	2	562.404	8	585.682	4	.48	4	.041	2	.04	1
18706			min	-285.395	1	97.699	3	-558.851	3	-.387	3	-.083	1	-.471	6
18707		14	max	372.81	2	562.404	8	585.682	4	.48	4	.042	2	.036	1
18708			min	-285.395	1	97.699	3	-558.851	3	-.387	3	-.083	1	-.48	6
18709		15	max	372.81	2	562.404	8	585.682	4	.48	4	.042	2	.032	1
18710			min	-285.395	1	97.699	3	-558.851	3	-.387	3	-.083	1	-.49	6
18711		16	max	372.81	2	562.404	8	585.682	4	.48	4	.042	2	.028	1
18712			min	-285.395	1	97.699	3	-558.851	3	-.387	3	-.083	1	-.499	6
18713		17	max	372.81	2	562.404	8	585.682	4	.48	4	.043	2	.024	1
18714			min	-285.395	1	97.699	3	-558.851	3	-.387	3	-.083	1	-.508	6
18715		18	max	372.81	2	562.404	8	585.682	4	.48	4	.043	2	.02	1
18716			min	-285.395	1	97.699	3	-558.851	3	-.387	3	-.083	1	-.518	6
18717		19	max	372.81	2	562.404	8	585.682	4	.48	4	.043	2	.016	1
18718			min	-285.395	1	97.699	3	-558.851	3	-.387	3	-.082	1	-.527	6
18719		20	max	372.81	2	562.404	8	585.682	4	.48	4	.044	2	.012	1
18720			min	-285.395	1	97.699	3	-558.851	3	-.387	3	-.082	1	-.536	6
18721	MP3C	1	max	0	11	.003	4	.008	1	0	11	0	11	0	11
18722			min	0	1	-.004	7	-.008	2	0	1	0	1	0	1
18723		2	max	5.93	8	5.133	4	5.138	1	0	11	0	1	0	3
18724			min	2.422	1	-5.133	3	-5.138	2	0	1	0	2	0	4
18725		3	max	57.729	3	5.465	4	14.657	2	.058	5	.094	2	.528	4
18726			min	-49.964	4	-59.689	7	-138.549	5	0	9	-.131	1	-.528	3
18727		4	max	302.304	7	431.032	4	177.122	1	.058	5	.069	2	.481	4
18728			min	26.138	4	-459.209	3	-271.596	2	0	9	-.14	1	-.471	3
18729		5	max	308.233	7	436.162	4	182.252	1	.058	5	-.032	2	.321	4
18730			min	28.56	4	-464.338	3	-276.725	2	0	9	-.147	5	-.301	3
18731		6	max	314.163	7	441.292	4	187.382	1	.058	5	-.006	1	.159	4
18732			min	30.982	4	-469.468	3	-281.855	2	0	9	-.207	6	-.129	3
18733		7	max	320.092	7	446.421	4	192.511	1	.058	5	.064	1	.059	5
18734			min	33.405	4	-474.597	3	-286.985	2	0	9	-.275	6	-.004	4
18735		8	max	326.022	7	451.551	4	197.641	1	.058	5	.136	1	.221	3
18736			min	35.827	4	-479.727	3	-292.114	2	0	9	-.347	2	-.17	4

Envelope Member Section Forces (Continued)

	Member	Sec		Axial[lb]	LC	y Shear[lb]	LC	z Shear[lb]	LC	Torque[k-...	LC	y-y Mome...	LC	z-z Mome...	LC
18737		9	max	331.951	7	456.68	4	202.77	1	.058	5	.21	1	.399	3
18738			min	38.249	4	-484.857	3	-297.244	2	0	9	-.455	2	-.337	4
18739		10	max	526.838	7	564.268	4	262.636	1	.058	5	.303	1	.611	3
18740			min	152.271	4	-592.445	3	-357.109	2	0	9	-.583	2	-.538	4
18741		11	max	532.768	7	569.398	4	267.766	1	.058	5	.4	1	.83	3
18742			min	154.693	4	-597.574	3	-362.239	2	0	9	-.715	2	-.747	4
18743		12	max	538.697	7	574.527	4	272.895	1	.058	5	.5	1	1.051	3
18744			min	157.115	4	-602.704	3	-367.369	2	0	9	-.85	2	-.958	4
18745		13	max	-90.634	10	456.025	3	316.903	2	0	11	.771	1	1.13	3
18746			min	-323.151	5	-456.052	4	-317.089	1	0	1	-.771	2	-1.13	4
18747		14	max	-88.212	10	450.895	3	311.774	2	0	11	.656	1	.963	3
18748			min	-317.221	5	-450.923	4	-311.959	1	0	1	-.655	2	-.963	4
18749		15	max	-85.79	10	445.766	3	306.644	2	0	11	.542	1	.798	3
18750			min	-311.292	5	-445.793	4	-306.83	1	0	1	-.541	2	-.798	4
18751		16	max	-83.368	10	440.636	3	301.514	2	0	11	.43	1	.634	3
18752			min	-305.362	5	-440.664	4	-301.7	1	0	1	-.429	2	-.634	4
18753		17	max	-80.946	10	435.507	3	296.385	2	0	11	.319	1	.473	3
18754			min	-299.433	5	-435.534	4	-296.571	1	0	1	-.319	2	-.473	4
18755		18	max	-78.524	10	430.377	3	291.255	2	0	11	.211	1	.313	3
18756			min	-293.503	5	-430.404	4	-291.441	1	0	1	-.211	2	-.313	4
18757		19	max	-76.102	10	425.247	3	286.126	2	0	11	.105	1	.156	3
18758			min	-287.574	5	-425.275	4	-286.311	1	0	1	-.104	2	-.156	4
18759		20	max	-73.68	10	420.118	3	280.996	2	0	11	0	11	0	11
18760			min	-281.644	5	-420.145	4	-281.182	1	0	1	0	1	0	1
18761	MP2C	1	max	0	11	.003	4	.006	1	0	11	0	11	0	11
18762			min	0	1	-.003	3	-.007	2	0	1	0	1	0	1
18763		2	max	6.777	8	5.866	4	5.869	1	0	11	.001	1	.001	3
18764			min	2.768	1	-5.865	3	-5.869	2	0	1	-.001	2	-.001	4
18765		3	max	180.205	8	233.738	4	9.056	1	.044	2	-.016	2	.363	4
18766			min	-49.334	3	-206.373	3	-132.991	6	-.082	1	-.093	5	-.362	3
18767		4	max	186.982	8	239.6	4	14.918	1	.044	2	-.036	3	.263	4
18768			min	-46.566	3	-212.236	3	-135.305	6	-.082	1	-.138	8	-.274	3
18769		5	max	193.759	8	245.463	4	20.781	1	.044	2	-.033	1	.161	4
18770			min	-43.798	3	-218.098	3	-137.618	6	-.082	1	-.193	6	-.184	3
18771		6	max	200.535	8	251.325	4	26.643	1	.044	2	-.023	1	.057	4
18772			min	-41.03	3	-223.96	3	-139.931	6	-.082	1	-.251	6	-.091	3
18773		7	max	207.312	8	257.187	4	32.506	1	.044	2	-.011	1	.005	3
18774			min	-38.262	3	-229.823	3	-142.245	6	-.082	1	-.311	6	-.076	8
18775		8	max	214.088	8	263.05	4	38.368	1	.044	2	.004	1	.103	3
18776			min	-35.494	3	-235.685	3	-144.558	6	-.082	1	-.371	6	-.16	4
18777		9	max	354.177	8	395.293	4	132.802	1	.044	2	.054	1	.25	3
18778			min	17.254	3	-367.928	3	-219.97	2	-.082	1	-.44	6	-.318	4
18779		10	max	360.954	8	401.155	4	138.664	1	.044	2	.111	1	.406	3
18780			min	20.022	3	-373.791	3	-225.833	2	-.082	1	-.51	6	-.486	4
18781		11	max	367.73	8	407.018	4	144.527	1	.044	2	.171	1	.565	3
18782			min	22.79	3	-379.653	3	-231.695	2	-.082	1	-.582	6	-.656	4
18783		12	max	-72.125	10	173.331	3	135.51	2	0	11	.112	1	.126	3
18784			min	-187.525	5	-173.318	4	-135.594	1	0	1	-.112	2	-.126	4
18785		13	max	-19.376	10	41.088	3	41.076	2	0	11	.061	1	.061	3
18786			min	-47.436	5	-41.075	4	-41.16	1	0	1	-.061	2	-.061	4
18787		14	max	-16.608	10	35.226	3	35.214	2	0	11	.045	1	.045	3
18788			min	-40.66	5	-35.213	4	-35.297	1	0	1	-.045	2	-.045	4

Envelope Member Section Forces (Continued)

	Member	Sec		Axial[lb]	LC	y Shear[lb]	LC	z Shear[lb]	LC	Torque[k-...	LC	y-y Mome...	LC	z-z Mome...	LC
18789		15	max	-13.84	10	29.363	3	29.351	2	0	11	.031	1	.031	3
18790			min	-33.883	5	-29.35	4	-29.435	1	0	1	-.031	2	-.031	4
18791		16	max	-11.072	10	23.501	3	23.489	2	0	11	.02	1	.02	3
18792			min	-27.107	5	-23.488	4	-23.573	1	0	1	-.02	2	-.02	4
18793		17	max	-8.304	10	17.639	3	17.626	2	0	11	.011	1	.011	3
18794			min	-20.33	5	-17.625	4	-17.71	1	0	1	-.011	2	-.011	4
18795		18	max	-5.536	10	11.776	3	11.764	2	0	11	.005	1	.005	3
18796			min	-13.553	5	-11.763	4	-11.848	1	0	1	-.005	2	-.005	4
18797		19	max	-2.768	10	5.914	3	5.902	2	0	11	.001	1	.001	3
18798			min	-6.777	5	-5.901	4	-5.985	1	0	1	-.001	2	-.001	4
18799		20	max	0	11	.076	7	.039	2	0	11	0	11	0	11
18800			min	0	1	-.038	4	-.349	5	0	1	0	1	0	1
18801	M471	1	max	147.808	2	243.895	5	210.287	4	.281	4	.06	5	-.022	1
18802			min	-73.83	1	4.923	2	-195.459	3	-.191	3	-.014	2	-.292	6
18803		2	max	147.808	2	243.895	5	210.287	4	.281	4	.061	5	-.025	1
18804			min	-73.83	1	4.923	2	-195.459	3	-.191	3	-.014	2	-.295	6
18805		3	max	147.808	2	243.895	5	210.287	4	.281	4	.061	5	-.028	1
18806			min	-73.83	1	4.923	2	-195.459	3	-.191	3	-.015	2	-.299	6
18807		4	max	147.808	2	243.895	5	210.287	4	.281	4	.062	5	-.031	1
18808			min	-73.83	1	4.923	2	-195.459	3	-.191	3	-.016	2	-.302	6
18809		5	max	147.808	2	243.895	5	210.287	4	.281	4	.062	5	-.034	1
18810			min	-73.83	1	4.923	2	-195.459	3	-.191	3	-.017	2	-.306	7
18811		6	max	147.808	2	243.895	5	210.287	4	.281	4	.063	5	-.037	1
18812			min	-73.83	1	4.923	2	-195.459	3	-.191	3	-.017	2	-.311	7
18813		7	max	147.808	2	243.895	5	210.287	4	.281	4	.063	5	-.04	1
18814			min	-73.83	1	4.923	2	-195.459	3	-.191	3	-.018	2	-.315	7
18815		8	max	147.808	2	243.895	5	210.287	4	.281	4	.064	5	-.043	1
18816			min	-73.83	1	4.923	2	-195.459	3	-.191	3	-.019	2	-.319	7
18817		9	max	147.808	2	243.895	5	210.287	4	.281	4	.064	5	-.045	1
18818			min	-73.83	1	4.923	2	-195.459	3	-.191	3	-.02	2	-.323	7
18819		10	max	147.808	2	243.895	5	210.287	4	.281	4	.065	5	-.048	1
18820			min	-73.83	1	4.923	2	-195.459	3	-.191	3	-.02	2	-.327	7
18821		11	max	147.808	2	243.895	5	210.287	4	.281	4	.065	5	-.051	1
18822			min	-73.83	1	4.923	2	-195.459	3	-.191	3	-.021	2	-.332	7
18823		12	max	147.808	2	243.895	5	210.287	4	.281	4	.065	5	-.054	1
18824			min	-73.83	1	4.923	2	-195.459	3	-.191	3	-.022	2	-.336	7
18825		13	max	147.808	2	243.895	5	210.287	4	.281	4	.066	5	-.057	1
18826			min	-73.83	1	4.923	2	-195.459	3	-.191	3	-.022	2	-.34	7
18827		14	max	147.808	2	243.895	5	210.287	4	.281	4	.066	5	-.06	1
18828			min	-73.83	1	4.923	2	-195.459	3	-.191	3	-.023	2	-.344	7
18829		15	max	147.808	2	243.895	5	210.287	4	.281	4	.067	5	-.063	1
18830			min	-73.83	1	4.923	2	-195.459	3	-.191	3	-.024	2	-.348	7
18831		16	max	147.808	2	243.895	5	210.287	4	.281	4	.067	5	-.064	4
18832			min	-73.83	1	4.923	2	-195.459	3	-.191	3	-.025	2	-.353	7
18833		17	max	147.808	2	243.895	5	210.287	4	.281	4	.068	5	-.064	4
18834			min	-73.83	1	4.923	2	-195.459	3	-.191	3	-.025	2	-.357	7
18835		18	max	147.808	2	243.895	5	210.287	4	.281	4	.068	5	-.064	4
18836			min	-73.83	1	4.923	2	-195.459	3	-.191	3	-.026	2	-.361	7
18837		19	max	147.808	2	243.895	5	210.287	4	.281	4	.069	5	-.064	4
18838			min	-73.83	1	4.923	2	-195.459	3	-.191	3	-.027	2	-.365	7
18839		20	max	147.808	2	243.895	5	210.287	4	.281	4	.069	5	-.064	4
18840			min	-73.83	1	4.923	2	-195.459	3	-.191	3	-.028	2	-.37	7

Envelope Member Section Forces (Continued)

	Member	Sec		Axial[lb]	LC	y Shear[lb]	LC	z Shear[lb]	LC	Torque[k-...	LC	y-y Mome...	LC	z-z Mome...	LC
18841	MP4C	1	max	0	11	.004	8	.005	1	0	11	0	11	0	11
18842			min	0	1	-.004	3	-.008	6	0	1	0	1	0	1
18843		2	max	5.93	8	5.134	4	5.134	1	0	11	0	1	0	3
18844			min	2.422	1	-5.133	3	-5.136	2	0	1	0	2	0	4
18845		3	max	142.971	5	122.982	4	-12.927	1	.069	5	.062	2	.184	4
18846			min	-35.831	2	-108.579	3	-103.005	7	-.028	2	-.065	1	-.223	3
18847		4	max	148.901	5	128.112	4	-7.797	1	.069	5	.039	2	.138	4
18848			min	-33.409	2	-113.708	3	-103.728	6	-.028	2	-.069	1	-.183	3
18849		5	max	154.83	5	133.241	4	-2.668	1	.069	5	.014	2	.09	4
18850			min	-30.987	2	-118.838	3	-105.752	6	-.028	2	-.089	5	-.14	3
18851		6	max	160.76	5	138.371	4	2.462	1	.069	5	-.009	4	.04	4
18852			min	-28.565	2	-123.967	3	-107.776	6	-.028	2	-.123	5	-.095	3
18853		7	max	166.689	5	143.501	4	7.591	1	.069	5	-.017	4	-.012	4
18854			min	-26.143	2	-129.097	3	-109.801	6	-.028	2	-.159	7	-.085	7
18855		8	max	172.619	5	148.63	4	12.721	1	.069	5	-.026	4	0	3
18856			min	-23.721	2	-134.226	3	-111.825	6	-.028	2	-.197	7	-.094	8
18857		9	max	178.548	5	153.76	4	17.851	1	.069	5	-.034	4	.051	3
18858			min	-21.298	2	-139.356	3	-113.849	6	-.028	2	-.235	7	-.121	4
18859		10	max	184.478	5	158.889	4	22.98	1	.069	5	-.043	4	.103	3
18860			min	-18.876	2	-144.486	3	-115.873	6	-.028	2	-.273	7	-.179	4
18861		11	max	190.407	5	164.019	4	28.11	1	.069	5	-.042	1	.157	3
18862			min	-16.454	2	-149.615	3	-117.897	6	-.028	2	-.312	6	-.238	4
18863		12	max	196.337	5	169.149	4	33.239	1	.069	5	-.031	1	.213	3
18864			min	-14.032	2	-154.745	3	-119.921	6	-.028	2	-.356	6	-.3	4
18865		13	max	-16.954	10	35.929	3	35.932	2	0	11	.046	1	.046	3
18866			min	-41.507	5	-35.924	4	-35.939	1	0	1	-.046	2	-.046	4
18867		14	max	-14.532	10	30.799	3	30.802	2	0	11	.034	1	.034	3
18868			min	-35.577	5	-30.794	4	-30.81	1	0	1	-.034	2	-.034	4
18869		15	max	-12.11	10	25.669	3	25.673	2	0	11	.024	1	.024	3
18870			min	-29.648	5	-25.665	4	-25.68	1	0	1	-.024	2	-.024	4
18871		16	max	-9.688	10	20.54	3	20.543	2	0	11	.015	1	.015	3
18872			min	-23.718	5	-20.535	4	-20.55	1	0	1	-.015	2	-.015	4
18873		17	max	-7.266	10	15.41	3	15.413	2	0	11	.009	1	.009	3
18874			min	-17.789	5	-15.406	4	-15.421	1	0	1	-.009	2	-.009	4
18875		18	max	-4.844	10	10.281	3	10.284	2	0	11	.004	1	.004	3
18876			min	-11.859	5	-10.276	4	-10.291	1	0	1	-.004	2	-.004	4
18877		19	max	-2.422	10	5.151	3	5.154	2	0	11	0	1	0	3
18878			min	-5.93	5	-5.146	4	-5.162	1	0	1	0	2	0	4
18879		20	max	0	11	.027	7	.025	2	0	11	0	11	0	11
18880			min	0	1	-.017	4	-.043	5	0	1	0	1	0	1
18881	M473	1	max	362.343	2	468.497	5	470.387	4	.125	4	.073	3	-.077	3
18882			min	-248.363	1	145.232	2	-521.65	3	-.291	3	-.11	4	-.303	8
18883		2	max	362.343	2	468.497	5	470.387	4	.125	4	.064	3	-.081	3
18884			min	-248.363	1	145.232	2	-521.65	3	-.291	3	-.102	4	-.311	8
18885		3	max	362.343	2	468.497	5	470.387	4	.125	4	.055	3	-.084	3
18886			min	-248.363	1	145.232	2	-521.65	3	-.291	3	-.093	4	-.319	8
18887		4	max	362.343	2	468.497	5	470.387	4	.125	4	.046	3	-.087	3
18888			min	-248.363	1	145.232	2	-521.65	3	-.291	3	-.085	4	-.327	8
18889		5	max	362.343	2	468.497	5	470.387	4	.125	4	.037	3	-.091	3
18890			min	-248.363	1	145.232	2	-521.65	3	-.291	3	-.077	4	-.335	8
18891		6	max	362.343	2	468.497	5	470.387	4	.125	4	.028	3	-.094	3
18892			min	-248.363	1	145.232	2	-521.65	3	-.291	3	-.069	4	-.343	8

Envelope Member Section Forces (Continued)

	Member	Sec		Axial[lb]	LC	y Shear[lb]	LC	z Shear[lb]	LC	Torque[k-...	LC	y-y Mome...	LC	z-z Mome...	LC
18893		7	max	362.343	2	468.497	5	470.387	4	.125	4	.019	3	-.097	3
18894			min	-248.363	1	145.232	2	-521.65	3	-.291	3	-.066	5	-.351	8
18895		8	max	362.343	2	468.497	5	470.387	4	.125	4	.009	3	-.101	3
18896			min	-248.363	1	145.232	2	-521.65	3	-.291	3	-.068	5	-.359	8
18897		9	max	362.343	2	468.497	5	470.387	4	.125	4	.009	2	-.104	3
18898			min	-248.363	1	145.232	2	-521.65	3	-.291	3	-.069	5	-.367	8
18899		10	max	362.343	2	468.497	5	470.387	4	.125	4	.01	2	-.107	3
18900			min	-248.363	1	145.232	2	-521.65	3	-.291	3	-.07	5	-.375	8
18901		11	max	362.343	2	468.497	5	470.387	4	.125	4	.01	2	-.11	3
18902			min	-248.363	1	145.232	2	-521.65	3	-.291	3	-.072	5	-.383	8
18903		12	max	362.343	2	468.497	5	470.387	4	.125	4	.01	2	-.114	3
18904			min	-248.363	1	145.232	2	-521.65	3	-.291	3	-.073	5	-.391	8
18905		13	max	362.343	2	468.497	5	470.387	4	.125	4	.01	2	-.117	3
18906			min	-248.363	1	145.232	2	-521.65	3	-.291	3	-.075	5	-.399	8
18907		14	max	362.343	2	468.497	5	470.387	4	.125	4	.011	2	-.12	3
18908			min	-248.363	1	145.232	2	-521.65	3	-.291	3	-.076	5	-.408	8
18909		15	max	362.343	2	468.497	5	470.387	4	.125	4	.011	2	-.124	3
18910			min	-248.363	1	145.232	2	-521.65	3	-.291	3	-.077	5	-.416	8
18911		16	max	362.343	2	468.497	5	470.387	4	.125	4	.014	4	-.127	3
18912			min	-248.363	1	145.232	2	-521.65	3	-.291	3	-.079	5	-.424	8
18913		17	max	362.343	2	468.497	5	470.387	4	.125	4	.022	4	-.13	3
18914			min	-248.363	1	145.232	2	-521.65	3	-.291	3	-.08	5	-.432	8
18915		18	max	362.343	2	468.497	5	470.387	4	.125	4	.03	4	-.134	3
18916			min	-248.363	1	145.232	2	-521.65	3	-.291	3	-.083	7	-.44	8
18917		19	max	362.343	2	468.497	5	470.387	4	.125	4	.039	4	-.137	3
18918			min	-248.363	1	145.232	2	-521.65	3	-.291	3	-.091	3	-.448	8
18919		20	max	362.343	2	468.497	5	470.387	4	.125	4	.047	4	-.14	3
18920			min	-248.363	1	145.232	2	-521.65	3	-.291	3	-.1	3	-.456	8
18921	MP1C	1	max	0	11	.004	4	.004	1	0	11	0	11	0	11
18922			min	0	1	-.004	3	-.006	6	0	1	0	1	0	1
18923		2	max	5.93	8	5.133	4	5.133	1	0	11	0	1	0	3
18924			min	2.422	1	-5.134	3	-5.134	2	0	1	0	2	0	4
18925		3	max	2.585	1	17.732	2	17.358	2	.047	4	.087	6	.119	4
18926			min	-67.92	6	-78.909	5	-167.635	5	-.1	3	.005	1	-.133	3
18927		4	max	5.007	1	17.732	2	12.228	2	.047	4	.065	2	.135	4
18928			min	-61.99	6	-78.909	5	-165.611	5	-.1	3	-.043	1	-.13	3
18929		5	max	7.429	1	17.732	2	7.098	2	.047	4	.068	2	.149	4
18930			min	-56.061	6	-78.909	5	-163.587	5	-.1	3	-.088	1	-.125	3
18931		6	max	9.851	1	17.732	2	1.969	2	.047	4	.07	2	.16	4
18932			min	-50.131	6	-78.909	5	-161.563	5	-.1	3	-.132	1	-.118	3
18933		7	max	77.054	5	141.614	4	5.505	1	.047	4	.045	2	.136	4
18934			min	-26.95	2	-192.957	3	-164.581	6	-.1	3	-.164	5	-.074	3
18935		8	max	82.984	5	146.744	4	10.635	1	.047	4	0	2	.116	8
18936			min	-24.528	2	-198.086	3	-166.605	6	-.1	3	-.213	5	-.002	3
18937		9	max	88.913	5	151.873	4	15.764	1	.047	4	-.046	2	.142	5
18938			min	-22.106	2	-203.216	3	-168.63	6	-.1	3	-.261	5	.014	2
18939		10	max	307.925	5	252.86	4	81.117	1	.047	4	-.095	3	.191	7
18940			min	105.116	2	-304.202	3	-194.952	2	-.1	3	-.313	8	-.06	4
18941		11	max	313.854	5	257.989	4	86.246	1	.047	4	-.085	1	.291	3
18942			min	107.538	2	-309.332	3	-200.081	2	-.1	3	-.375	6	-.154	4
18943		12	max	319.784	5	263.119	4	91.376	1	.047	4	-.052	1	.406	3
18944			min	109.96	2	-314.461	3	-205.211	2	-.1	3	-.444	6	-.25	4

Envelope Member Section Forces (Continued)

	Member	Sec		Axial[lb]	LC	y Shear[lb]	LC	z Shear[lb]	LC	Torque[k-...	LC	y-y Mome...	LC	z-z Mome...	LC
18945		13	max	-33.694	10	202.19	3	152.123	2	0	11	.114	1	.143	3
18946			min	-142.637	5	-202.203	4	-152.141	1	0	1	-.114	2	-.143	4
18947		14	max	-31.272	10	197.061	3	146.993	2	0	11	.059	1	.069	3
18948			min	-136.708	5	-197.073	4	-147.012	1	0	1	-.059	2	-.069	4
18949		15	max	-12.11	10	25.677	3	25.685	2	0	11	.024	1	.024	3
18950			min	-29.648	5	-25.689	4	-25.703	1	0	1	-.024	2	-.024	4
18951		16	max	-9.688	10	20.547	3	20.555	2	0	11	.015	1	.015	3
18952			min	-23.718	5	-20.559	4	-20.573	1	0	1	-.015	2	-.015	4
18953		17	max	-7.266	10	15.417	3	15.425	2	0	11	.009	1	.009	3
18954			min	-17.789	5	-15.43	4	-15.444	1	0	1	-.009	2	-.009	4
18955		18	max	-4.844	10	10.288	3	10.296	2	0	11	.004	1	.004	3
18956			min	-11.859	5	-10.3	4	-10.314	1	0	1	-.004	2	-.004	4
18957		19	max	-2.422	10	5.158	3	5.166	2	0	11	0	1	0	3
18958			min	-5.93	5	-5.171	4	-5.185	1	0	1	0	2	0	4
18959		20	max	0	11	.029	3	.037	2	0	11	0	11	0	11
18960			min	0	1	-.108	8	-.155	5	0	1	0	1	0	1
18961	M475A	1	max	-23.039	4	40.86	2	97.98	3	.215	4	.014	2	.024	1
18962			min	-102.942	7	-131.097	5	-112.8	4	-.251	3	-.061	5	-.066	6
18963		2	max	-23.039	4	40.86	2	97.98	3	.215	4	.014	2	.026	1
18964			min	-102.942	7	-131.097	5	-112.8	4	-.251	3	-.061	5	-.065	2
18965		3	max	-23.039	4	40.86	2	97.98	3	.215	4	.015	2	.028	1
18966			min	-102.942	7	-131.097	5	-112.8	4	-.251	3	-.061	5	-.066	2
18967		4	max	-23.039	4	40.86	2	97.98	3	.215	4	.016	2	.03	1
18968			min	-102.942	7	-131.097	5	-112.8	4	-.251	3	-.062	5	-.067	2
18969		5	max	-23.039	4	40.86	2	97.98	3	.215	4	.017	2	.032	1
18970			min	-102.942	7	-131.097	5	-112.8	4	-.251	3	-.062	5	-.067	2
18971		6	max	-23.039	4	40.86	2	97.98	3	.215	4	.017	2	.034	1
18972			min	-102.942	7	-131.097	5	-112.8	4	-.251	3	-.063	5	-.068	2
18973		7	max	-23.039	4	40.86	2	97.98	3	.215	4	.018	2	.036	1
18974			min	-102.942	7	-131.097	5	-112.8	4	-.251	3	-.063	5	-.069	2
18975		8	max	-23.039	4	40.86	2	97.98	3	.215	4	.019	2	.038	1
18976			min	-102.942	7	-131.097	5	-112.8	4	-.251	3	-.064	5	-.07	2
18977		9	max	-23.039	4	40.86	2	97.98	3	.215	4	.02	2	.04	1
18978			min	-102.942	7	-131.097	5	-112.8	4	-.251	3	-.064	5	-.07	2
18979		10	max	-23.039	4	40.86	2	97.98	3	.215	4	.02	2	.042	1
18980			min	-102.942	7	-131.097	5	-112.8	4	-.251	3	-.065	5	-.071	2
18981		11	max	-23.039	4	40.86	2	97.98	3	.215	4	.021	2	.044	1
18982			min	-102.942	7	-131.097	5	-112.8	4	-.251	3	-.065	5	-.072	2
18983		12	max	-23.039	4	40.86	2	97.98	3	.215	4	.022	2	.047	1
18984			min	-102.942	7	-131.097	5	-112.8	4	-.251	3	-.065	5	-.072	2
18985		13	max	-23.039	4	40.86	2	97.98	3	.215	4	.022	2	.049	1
18986			min	-102.942	7	-131.097	5	-112.8	4	-.251	3	-.066	5	-.073	2
18987		14	max	-23.039	4	40.86	2	97.98	3	.215	4	.023	2	.051	1
18988			min	-102.942	7	-131.097	5	-112.8	4	-.251	3	-.066	5	-.074	2
18989		15	max	-23.039	4	40.86	2	97.98	3	.215	4	.024	2	.053	1
18990			min	-102.942	7	-131.097	5	-112.8	4	-.251	3	-.067	5	-.075	2
18991		16	max	-23.039	4	40.86	2	97.98	3	.215	4	.025	2	.055	1
18992			min	-102.942	7	-131.097	5	-112.8	4	-.251	3	-.067	5	-.075	2
18993		17	max	-23.039	4	40.86	2	97.98	3	.215	4	.025	2	.057	1
18994			min	-102.942	7	-131.097	5	-112.8	4	-.251	3	-.068	5	-.076	2
18995		18	max	-23.039	4	40.86	2	97.98	3	.215	4	.026	2	.059	1
18996			min	-102.942	7	-131.097	5	-112.8	4	-.251	3	-.068	5	-.077	2

Envelope Member Section Forces (Continued)

	Member	Sec		Axial[lb]	LC	y Shear[lb]	LC	z Shear[lb]	LC	Torque[k-...	LC	y-y Mome...	LC	z-z Mome...	LC
18997		19	max	-23.039	4	40.86	2	97.98	3	.215	4	.027	2	.061	1
18998			min	-102.942	7	-131.097	5	-112.8	4	-.251	3	-.069	5	-.077	2
18999		20	max	-23.039	4	40.86	2	97.98	3	.215	4	.028	2	.063	1
19000			min	-102.942	7	-131.097	5	-112.8	4	-.251	3	-.069	5	-.078	2
19001	M476	1	max	25.261	2	54.806	4	55.578	7	.531	4	.001	9	.098	1
19002			min	-143.166	5	-52.866	3	-1.881	1	-.538	3	-.073	7	-.083	2
19003		2	max	25.261	2	54.806	4	55.578	7	.531	4	.001	9	.098	1
19004			min	-143.166	5	-52.866	3	-1.881	1	-.538	3	-.072	7	-.083	2
19005		3	max	25.261	2	54.806	4	55.578	7	.531	4	.001	9	.098	1
19006			min	-143.166	5	-52.866	3	-1.881	1	-.538	3	-.071	7	-.084	2
19007		4	max	25.261	2	54.806	4	55.578	7	.531	4	.001	9	.099	1
19008			min	-143.166	5	-52.866	3	-1.881	1	-.538	3	-.07	7	-.084	2
19009		5	max	25.261	2	54.806	4	55.578	7	.531	4	.001	9	.099	1
19010			min	-143.166	5	-52.866	3	-1.881	1	-.538	3	-.069	7	-.085	2
19011		6	max	25.261	2	54.806	4	55.578	7	.531	4	.001	9	.1	1
19012			min	-143.166	5	-52.866	3	-1.881	1	-.538	3	-.068	7	-.085	2
19013		7	max	25.261	2	54.806	4	55.578	7	.531	4	.001	9	.1	1
19014			min	-143.166	5	-52.866	3	-1.881	1	-.538	3	-.067	7	-.086	2
19015		8	max	25.261	2	54.806	4	55.578	7	.531	4	.001	9	.101	1
19016			min	-143.166	5	-52.866	3	-1.881	1	-.538	3	-.066	7	-.086	2
19017		9	max	25.261	2	54.806	4	55.578	7	.531	4	.001	9	.101	1
19018			min	-143.166	5	-52.866	3	-1.881	1	-.538	3	-.065	7	-.087	2
19019		10	max	25.261	2	54.806	4	55.578	7	.531	4	0	9	.102	1
19020			min	-143.166	5	-52.866	3	-1.881	1	-.538	3	-.064	7	-.087	2
19021		11	max	25.261	2	54.806	4	55.578	7	.531	4	0	9	.102	1
19022			min	-143.166	5	-52.866	3	-1.881	1	-.538	3	-.063	7	-.088	2
19023		12	max	25.261	2	54.806	4	55.578	7	.531	4	0	9	.103	1
19024			min	-143.166	5	-52.866	3	-1.881	1	-.538	3	-.062	7	-.088	2
19025		13	max	25.261	2	54.806	4	55.578	7	.531	4	0	9	.103	1
19026			min	-143.166	5	-52.866	3	-1.881	1	-.538	3	-.062	5	-.088	2
19027		14	max	25.261	2	54.806	4	55.578	7	.531	4	0	9	.103	1
19028			min	-143.166	5	-52.866	3	-1.881	1	-.538	3	-.061	5	-.089	2
19029		15	max	25.261	2	54.806	4	55.578	7	.531	4	0	9	.104	1
19030			min	-143.166	5	-52.866	3	-1.881	1	-.538	3	-.061	5	-.089	2
19031		16	max	25.261	2	54.806	4	55.578	7	.531	4	0	9	.104	1
19032			min	-143.166	5	-52.866	3	-1.881	1	-.538	3	-.06	5	-.09	2
19033		17	max	25.261	2	54.806	4	55.578	7	.531	4	0	9	.105	1
19034			min	-143.166	5	-52.866	3	-1.881	1	-.538	3	-.059	5	-.09	2
19035		18	max	25.261	2	54.806	4	55.578	7	.531	4	0	9	.105	1
19036			min	-143.166	5	-52.866	3	-1.881	1	-.538	3	-.059	5	-.091	2
19037		19	max	25.261	2	54.806	4	55.578	7	.531	4	0	9	.106	1
19038			min	-143.166	5	-52.866	3	-1.881	1	-.538	3	-.058	5	-.091	2
19039		20	max	25.261	2	54.806	4	55.578	7	.531	4	0	9	.106	1
19040			min	-143.166	5	-52.866	3	-1.881	1	-.538	3	-.058	5	-.092	2
19041	M477B	1	max	-3.136	1	54.863	3	194.697	3	.444	4	.085	1	.044	3
19042			min	-128.308	6	-166.582	8	-221.54	4	-.434	3	-.037	2	-.045	4
19043		2	max	-3.136	1	54.863	3	194.697	3	.444	4	.085	1	.043	3
19044			min	-128.308	6	-166.582	8	-221.54	4	-.434	3	-.038	2	-.043	4
19045		3	max	-3.136	1	54.863	3	194.697	3	.444	4	.085	1	.042	3
19046			min	-128.308	6	-166.582	8	-221.54	4	-.434	3	-.038	2	-.04	4
19047		4	max	-3.136	1	54.863	3	194.697	3	.444	4	.085	1	.041	3
19048			min	-128.308	6	-166.582	8	-221.54	4	-.434	3	-.038	2	-.037	4

Envelope Member Section Forces (Continued)

	Member	Sec		Axial[lb]	LC	y Shear[lb]	LC	z Shear[lb]	LC	Torque[k-...	LC	y-y Mome...	LC	z-z Mome...	LC
19049		5	max	-3.136	1	54.863	3	194.697	3	.444	4	.084	1	.04	3
19050			min	-128.308	6	-166.582	8	-221.54	4	-.434	3	-.039	2	-.034	4
19051		6	max	-3.136	1	54.863	3	194.697	3	.444	4	.084	1	.039	3
19052			min	-128.308	6	-166.582	8	-221.54	4	-.434	3	-.039	2	-.032	4
19053		7	max	-3.136	1	54.863	3	194.697	3	.444	4	.084	1	.038	3
19054			min	-128.308	6	-166.582	8	-221.54	4	-.434	3	-.039	2	-.029	4
19055		8	max	-3.136	1	54.863	3	194.697	3	.444	4	.084	1	.037	3
19056			min	-128.308	6	-166.582	8	-221.54	4	-.434	3	-.04	2	-.026	4
19057		9	max	-3.136	1	54.863	3	194.697	3	.444	4	.084	1	.036	3
19058			min	-128.308	6	-166.582	8	-221.54	4	-.434	3	-.04	2	-.024	4
19059		10	max	-3.136	1	54.863	3	194.697	3	.444	4	.084	1	.036	1
19060			min	-128.308	6	-166.582	8	-221.54	4	-.434	3	-.04	2	-.022	2
19061		11	max	-3.136	1	54.863	3	194.697	3	.444	4	.084	1	.038	1
19062			min	-128.308	6	-166.582	8	-221.54	4	-.434	3	-.041	2	-.021	2
19063		12	max	-3.136	1	54.863	3	194.697	3	.444	4	.083	1	.039	1
19064			min	-128.308	6	-166.582	8	-221.54	4	-.434	3	-.041	2	-.021	2
19065		13	max	-3.136	1	54.863	3	194.697	3	.444	4	.083	1	.041	5
19066			min	-128.308	6	-166.582	8	-221.54	4	-.434	3	-.041	2	-.021	2
19067		14	max	-3.136	1	54.863	3	194.697	3	.444	4	.083	1	.043	5
19068			min	-128.308	6	-166.582	8	-221.54	4	-.434	3	-.042	2	-.02	2
19069		15	max	-3.136	1	54.863	3	194.697	3	.444	4	.083	1	.046	5
19070			min	-128.308	6	-166.582	8	-221.54	4	-.434	3	-.042	2	-.02	2
19071		16	max	-3.136	1	54.863	3	194.697	3	.444	4	.083	1	.049	5
19072			min	-128.308	6	-166.582	8	-221.54	4	-.434	3	-.042	2	-.019	2
19073		17	max	-3.136	1	54.863	3	194.697	3	.444	4	.083	1	.051	5
19074			min	-128.308	6	-166.582	8	-221.54	4	-.434	3	-.043	2	-.019	2
19075		18	max	-3.136	1	54.863	3	194.697	3	.444	4	.083	1	.054	5
19076			min	-128.308	6	-166.582	8	-221.54	4	-.434	3	-.043	2	-.019	2
19077		19	max	-3.136	1	54.863	3	194.697	3	.444	4	.082	1	.057	5
19078			min	-128.308	6	-166.582	8	-221.54	4	-.434	3	-.043	2	-.018	2
19079		20	max	-3.136	1	54.863	3	194.697	3	.444	4	.082	1	.059	5
19080			min	-128.308	6	-166.582	8	-221.54	4	-.434	3	-.044	2	-.018	2
19081	M478	1	max	27.702	2	79.962	6	78.747	5	.11	4	.102	3	-.034	1
19082			min	-171.757	5	1.948	1	-17.788	2	-.136	3	-.065	4	-.093	8
19083		2	max	27.702	2	79.962	6	78.747	5	.11	4	.102	3	-.034	1
19084			min	-171.757	5	1.948	1	-17.788	2	-.136	3	-.064	4	-.094	8
19085		3	max	27.702	2	79.962	6	78.747	5	.11	4	.102	3	-.034	1
19086			min	-171.757	5	1.948	1	-17.788	2	-.136	3	-.063	4	-.095	8
19087		4	max	27.702	2	79.962	6	78.747	5	.11	4	.102	3	-.034	1
19088			min	-171.757	5	1.948	1	-17.788	2	-.136	3	-.063	4	-.096	8
19089		5	max	27.702	2	79.962	6	78.747	5	.11	4	.102	3	-.034	1
19090			min	-171.757	5	1.948	1	-17.788	2	-.136	3	-.062	4	-.098	8
19091		6	max	27.702	2	79.962	6	78.747	5	.11	4	.101	3	-.034	1
19092			min	-171.757	5	1.948	1	-17.788	2	-.136	3	-.061	4	-.099	6
19093		7	max	27.702	2	79.962	6	78.747	5	.11	4	.101	3	-.034	1
19094			min	-171.757	5	1.948	1	-17.788	2	-.136	3	-.06	4	-.1	6
19095		8	max	27.702	2	79.962	6	78.747	5	.11	4	.101	3	-.034	1
19096			min	-171.757	5	1.948	1	-17.788	2	-.136	3	-.059	4	-.102	6
19097		9	max	27.702	2	79.962	6	78.747	5	.11	4	.101	3	-.034	1
19098			min	-171.757	5	1.948	1	-17.788	2	-.136	3	-.058	4	-.103	6
19099		10	max	27.702	2	79.962	6	78.747	5	.11	4	.101	3	-.034	1
19100			min	-171.757	5	1.948	1	-17.788	2	-.136	3	-.057	4	-.105	6

Envelope Member Section Forces (Continued)

	Member	Sec		Axial[lb]	LC	y Shear[lb]	LC	z Shear[lb]	LC	Torque[k-...	LC	y-y Mome...	LC	z-z Mome...	LC
19101		11	max	27.702	2	79.962	6	78.747	5	.11	4	.101	3	-.034	1
19102			min	-171.757	5	1.948	1	-17.788	2	-.136	3	-.056	4	-.106	6
19103		12	max	27.702	2	79.962	6	78.747	5	.11	4	.101	3	-.034	1
19104			min	-171.757	5	1.948	1	-17.788	2	-.136	3	-.055	4	-.107	6
19105		13	max	27.702	2	79.962	6	78.747	5	.11	4	.101	3	-.034	1
19106			min	-171.757	5	1.948	1	-17.788	2	-.136	3	-.054	4	-.109	6
19107		14	max	27.702	2	79.962	6	78.747	5	.11	4	.101	3	-.034	1
19108			min	-171.757	5	1.948	1	-17.788	2	-.136	3	-.053	4	-.11	6
19109		15	max	27.702	2	79.962	6	78.747	5	.11	4	.101	3	-.034	1
19110			min	-171.757	5	1.948	1	-17.788	2	-.136	3	-.052	4	-.112	6
19111		16	max	27.702	2	79.962	6	78.747	5	.11	4	.101	3	-.034	1
19112			min	-171.757	5	1.948	1	-17.788	2	-.136	3	-.051	4	-.113	6
19113		17	max	27.702	2	79.962	6	78.747	5	.11	4	.101	3	-.034	1
19114			min	-171.757	5	1.948	1	-17.788	2	-.136	3	-.05	4	-.114	6
19115		18	max	27.702	2	79.962	6	78.747	5	.11	4	.101	3	-.034	1
19116			min	-171.757	5	1.948	1	-17.788	2	-.136	3	-.049	4	-.116	6
19117		19	max	27.702	2	79.962	6	78.747	5	.11	4	.1	3	-.034	1
19118			min	-171.757	5	1.948	1	-17.788	2	-.136	3	-.048	4	-.117	6
19119		20	max	27.702	2	79.962	6	78.747	5	.11	4	.1	3	-.034	1
19120			min	-171.757	5	1.948	1	-17.788	2	-.136	3	-.047	4	-.119	6
19121	M479	1	max	0	11	0	8	0	3	0	11	0	4	0	8
19122			min	0	1	0	1	0	4	0	1	0	2	0	3
19123		2	max	0	11	0	8	0	3	0	11	0	4	0	8
19124			min	0	1	0	1	0	4	0	1	0	2	0	3
19125		3	max	0	11	0	8	0	3	0	11	0	4	0	9
19126			min	0	1	0	1	0	4	0	1	0	2	0	3
19127		4	max	0	11	0	8	0	3	0	11	0	4	0	9
19128			min	0	1	0	1	0	4	0	1	0	2	0	3
19129		5	max	0	11	0	8	0	3	0	11	0	5	0	5
19130			min	0	1	0	1	0	4	0	1	0	2	0	3
19131		6	max	0	11	0	8	0	3	0	11	0	3	0	5
19132			min	0	1	0	1	0	4	0	1	0	2	0	3
19133		7	max	0	11	0	8	0	3	0	11	0	3	0	5
19134			min	0	1	0	1	0	4	0	1	0	2	0	3
19135		8	max	0	11	0	8	0	3	0	11	0	3	0	5
19136			min	0	1	0	1	0	4	0	1	0	2	0	3
19137		9	max	0	11	0	8	0	3	0	11	0	3	0	5
19138			min	0	1	0	1	0	4	0	1	0	2	0	3
19139		10	max	0	11	0	8	0	3	0	11	0	3	0	5
19140			min	0	1	0	1	0	4	0	1	0	2	0	3
19141		11	max	0	11	0	8	0	3	0	11	0	3	0	5
19142			min	0	1	0	1	0	4	0	1	0	4	0	3
19143		12	max	0	11	0	8	0	3	0	11	0	3	0	5
19144			min	0	1	0	1	0	4	0	1	0	4	0	3
19145		13	max	0	11	0	8	0	3	0	11	0	3	0	5
19146			min	0	1	0	1	0	4	0	1	0	4	0	3
19147		14	max	0	11	0	8	0	3	0	11	0	3	0	5
19148			min	0	1	0	1	0	4	0	1	0	4	0	3
19149		15	max	0	11	0	8	0	3	0	11	0	3	0	5
19150			min	0	1	0	1	0	4	0	1	0	4	0	2
19151		16	max	0	11	0	8	0	3	0	11	0	3	0	5
19152			min	0	1	0	1	0	4	0	1	0	4	0	2

Envelope Member Section Forces (Continued)

	Member	Sec		Axial[lb]	LC	y Shear[lb]	LC	z Shear[lb]	LC	Torque[k-...	LC	y-y Mome...	LC	z-z Mome...	LC
19153		17	max	0	11	0	8	0	3	0	11	0	3	0	5
19154			min	0	1	0	1	0	4	0	1	0	4	0	2
19155		18	max	0	11	0	8	0	3	0	11	0	3	0	5
19156			min	0	1	0	1	0	4	0	1	0	4	0	2
19157		19	max	0	11	0	8	0	3	0	11	0	3	0	5
19158			min	0	1	0	1	0	4	0	1	0	4	0	2
19159		20	max	0	11	0	8	0	3	0	11	0	3	0	5
19160			min	0	1	0	1	0	4	0	1	0	4	0	2
19161	M480	1	max	0	11	0	8	0	3	0	11	0	4	0	8
19162			min	0	1	0	4	0	4	0	1	0	3	0	3
19163		2	max	0	11	0	8	0	3	0	11	0	4	0	8
19164			min	0	1	0	4	0	4	0	1	0	3	0	3
19165		3	max	0	11	0	8	0	3	0	11	0	4	0	8
19166			min	0	1	0	4	0	4	0	1	0	3	0	3
19167		4	max	0	11	0	8	0	3	0	11	0	4	0	8
19168			min	0	1	0	4	0	4	0	1	0	3	0	3
19169		5	max	0	11	0	8	0	3	0	11	0	4	0	8
19170			min	0	1	0	4	0	4	0	1	0	3	0	3
19171		6	max	0	11	0	8	0	3	0	11	0	4	0	8
19172			min	0	1	0	4	0	4	0	1	0	3	0	3
19173		7	max	0	11	0	8	0	3	0	11	0	4	0	8
19174			min	0	1	0	4	0	4	0	1	0	3	0	3
19175		8	max	0	11	0	8	0	3	0	11	0	4	0	8
19176			min	0	1	0	4	0	4	0	1	0	3	0	3
19177		9	max	0	11	0	8	0	3	0	11	0	4	0	6
19178			min	0	1	0	4	0	4	0	1	0	3	0	3
19179		10	max	0	11	0	8	0	3	0	11	0	4	0	6
19180			min	0	1	0	4	0	4	0	1	0	3	0	3
19181		11	max	0	11	0	8	0	3	0	11	0	4	0	6
19182			min	0	1	0	4	0	4	0	1	0	3	0	3
19183		12	max	0	11	0	8	0	3	0	11	0	4	0	6
19184			min	0	1	0	4	0	4	0	1	0	3	0	3
19185		13	max	0	11	0	8	0	3	0	11	0	2	0	6
19186			min	0	1	0	4	0	4	0	1	0	3	0	3
19187		14	max	0	11	0	8	0	3	0	11	0	2	0	6
19188			min	0	1	0	4	0	4	0	1	0	5	0	3
19189		15	max	0	11	0	8	0	3	0	11	0	2	0	6
19190			min	0	1	0	4	0	4	0	1	0	5	0	3
19191		16	max	0	11	0	8	0	3	0	11	0	2	0	6
19192			min	0	1	0	4	0	4	0	1	0	5	0	3
19193		17	max	0	11	0	8	0	3	0	11	0	2	0	6
19194			min	0	1	0	4	0	4	0	1	0	5	0	3
19195		18	max	0	11	0	8	0	3	0	11	0	2	0	6
19196			min	0	1	0	4	0	4	0	1	0	5	0	3
19197		19	max	0	11	0	8	0	3	0	11	0	2	0	4
19198			min	0	1	0	4	0	4	0	1	0	5	0	3
19199		20	max	0	11	0	8	0	3	0	11	0	2	0	4
19200			min	0	1	0	4	0	4	0	1	0	5	0	3
19201	M481	1	max	952.964	3	866.802	5	773.355	2	.044	10	.288	1	.121	3
19202			min	-858.093	4	257.301	2	-801.317	1	-.187	5	-.237	2	-.288	4
19203		2	max	952.964	3	866.802	5	773.355	2	.044	10	.274	1	.116	3
19204			min	-858.093	4	257.301	2	-801.317	1	-.187	5	-.223	2	-.294	4

Envelope Member Section Forces (Continued)

	Member	Sec		Axial[lb]	LC	y Shear[lb]	LC	z Shear[lb]	LC	Torque[k-...	LC	y-y Mome...	LC	z-z Mome...	LC
19205		3	max	952.964	3	866.802	5	773.355	2	.044	10	.26	1	.111	3
19206			min	-858.093	4	257.301	2	-801.317	1	-.187	5	-.21	2	-.3	4
19207		4	max	952.964	3	866.802	5	773.355	2	.044	10	.246	1	.106	3
19208			min	-858.093	4	257.301	2	-801.317	1	-.187	5	-.196	2	-.306	4
19209		5	max	952.964	3	866.802	5	773.355	2	.044	10	.232	1	.101	3
19210			min	-858.093	4	257.301	2	-801.317	1	-.187	5	-.183	2	-.311	4
19211		6	max	952.964	3	866.802	5	773.355	2	.044	10	.218	1	.097	3
19212			min	-858.093	4	257.301	2	-801.317	1	-.187	5	-.169	2	-.317	4
19213		7	max	952.964	3	866.802	5	773.355	2	.044	10	.203	1	.092	3
19214			min	-858.093	4	257.301	2	-801.317	1	-.187	5	-.155	2	-.331	8
19215		8	max	952.964	3	866.802	5	773.355	2	.044	10	.189	1	.087	3
19216			min	-858.093	4	257.301	2	-801.317	1	-.187	5	-.142	2	-.346	8
19217		9	max	952.964	3	866.802	5	773.355	2	.044	10	.175	1	.082	3
19218			min	-858.093	4	257.301	2	-801.317	1	-.187	5	-.128	2	-.361	8
19219		10	max	952.964	3	866.802	5	773.355	2	.044	10	.161	1	.077	3
19220			min	-858.093	4	257.301	2	-801.317	1	-.187	5	-.115	2	-.376	8
19221		11	max	952.964	3	866.802	5	773.355	2	.044	10	.147	1	.073	3
19222			min	-858.093	4	257.301	2	-801.317	1	-.187	5	-.101	2	-.391	8
19223		12	max	952.964	3	866.802	5	773.355	2	.044	10	.133	1	.068	3
19224			min	-858.093	4	257.301	2	-801.317	1	-.187	5	-.088	2	-.406	8
19225		13	max	952.964	3	866.802	5	773.355	2	.044	10	.119	1	.063	3
19226			min	-858.093	4	257.301	2	-801.317	1	-.187	5	-.074	2	-.421	8
19227		14	max	952.964	3	866.802	5	773.355	2	.044	10	.105	1	.058	3
19228			min	-858.093	4	257.301	2	-801.317	1	-.187	5	-.061	2	-.437	8
19229		15	max	952.964	3	866.802	5	773.355	2	.044	10	.091	1	.054	3
19230			min	-858.093	4	257.301	2	-801.317	1	-.187	5	-.047	2	-.452	8
19231		16	max	952.964	3	866.802	5	773.355	2	.044	10	.077	1	.049	3
19232			min	-858.093	4	257.301	2	-801.317	1	-.187	5	-.033	2	-.467	8
19233		17	max	952.964	3	866.802	5	773.355	2	.044	10	.067	5	.044	3
19234			min	-858.093	4	257.301	2	-801.317	1	-.187	5	-.02	2	-.482	8
19235		18	max	952.964	3	866.802	5	773.355	2	.044	10	.063	5	.039	3
19236			min	-858.093	4	257.301	2	-801.317	1	-.187	5	-.006	2	-.497	8
19237		19	max	952.964	3	866.802	5	773.355	2	.044	10	.06	8	.034	3
19238			min	-858.093	4	257.301	2	-801.317	1	-.187	5	.007	2	-.512	8
19239		20	max	952.964	3	866.802	5	773.355	2	.044	10	.06	8	.03	3
19240			min	-858.093	4	257.301	2	-801.317	1	-.187	5	.011	3	-.527	8
19241	M482	1	max	460.133	3	557.497	6	504.221	2	.464	2	.136	1	.141	4
19242			min	-372.789	4	123.638	1	-477.199	1	-.371	1	-.183	2	-.369	7
19243		2	max	460.133	3	557.497	6	504.221	2	.464	2	.127	1	.137	4
19244			min	-372.789	4	123.638	1	-477.199	1	-.371	1	-.175	2	-.379	7
19245		3	max	460.133	3	557.497	6	504.221	2	.464	2	.119	1	.133	4
19246			min	-372.789	4	123.638	1	-477.199	1	-.371	1	-.166	2	-.388	7
19247		4	max	460.133	3	557.497	6	504.221	2	.464	2	.111	1	.129	4
19248			min	-372.789	4	123.638	1	-477.199	1	-.371	1	-.157	2	-.397	7
19249		5	max	460.133	3	557.497	6	504.221	2	.464	2	.102	1	.125	4
19250			min	-372.789	4	123.638	1	-477.199	1	-.371	1	-.148	2	-.407	7
19251		6	max	460.133	3	557.497	6	504.221	2	.464	2	.094	1	.122	4
19252			min	-372.789	4	123.638	1	-477.199	1	-.371	1	-.139	2	-.416	7
19253		7	max	460.133	3	557.497	6	504.221	2	.464	2	.086	1	.118	4
19254			min	-372.789	4	123.638	1	-477.199	1	-.371	1	-.13	2	-.425	7
19255		8	max	460.133	3	557.497	6	504.221	2	.464	2	.077	1	.114	4
19256			min	-372.789	4	123.638	1	-477.199	1	-.371	1	-.122	2	-.435	7

Envelope Member Section Forces (Continued)

	Member	Sec		Axial[lb]	LC	y Shear[lb]	LC	z Shear[lb]	LC	Torque[k-...	LC	y-y Mome...	LC	z-z Mome...	LC
19257		9	max	460.133	3	557.497	6	504.221	2	.464	2	.069	1	.11	4
19258			min	-372.789	4	123.638	1	-477.199	1	-.371	1	-.113	2	-.444	7
19259		10	max	460.133	3	557.497	6	504.221	2	.464	2	.063	3	.106	4
19260			min	-372.789	4	123.638	1	-477.199	1	-.371	1	-.106	4	-.453	7
19261		11	max	460.133	3	557.497	6	504.221	2	.464	2	.063	3	.103	4
19262			min	-372.789	4	123.638	1	-477.199	1	-.371	1	-.106	4	-.463	7
19263		12	max	460.133	3	557.497	6	504.221	2	.464	2	.064	3	.099	4
19264			min	-372.789	4	123.638	1	-477.199	1	-.371	1	-.106	4	-.472	7
19265		13	max	460.133	3	557.497	6	504.221	2	.464	2	.064	3	.095	4
19266			min	-372.789	4	123.638	1	-477.199	1	-.371	1	-.106	4	-.481	7
19267		14	max	460.133	3	557.497	6	504.221	2	.464	2	.064	3	.091	4
19268			min	-372.789	4	123.638	1	-477.199	1	-.371	1	-.105	4	-.491	7
19269		15	max	460.133	3	557.497	6	504.221	2	.464	2	.064	3	.088	4
19270			min	-372.789	4	123.638	1	-477.199	1	-.371	1	-.105	4	-.5	7
19271		16	max	460.133	3	557.497	6	504.221	2	.464	2	.065	3	.084	4
19272			min	-372.789	4	123.638	1	-477.199	1	-.371	1	-.105	4	-.509	7
19273		17	max	460.133	3	557.497	6	504.221	2	.464	2	.065	3	.08	4
19274			min	-372.789	4	123.638	1	-477.199	1	-.371	1	-.105	4	-.519	7
19275		18	max	460.133	3	557.497	6	504.221	2	.464	2	.065	3	.076	4
19276			min	-372.789	4	123.638	1	-477.199	1	-.371	1	-.104	4	-.528	7
19277		19	max	460.133	3	557.497	6	504.221	2	.464	2	.065	3	.072	4
19278			min	-372.789	4	123.638	1	-477.199	1	-.371	1	-.104	4	-.537	7
19279		20	max	460.133	3	557.497	6	504.221	2	.464	2	.066	3	.069	4
19280			min	-372.789	4	123.638	1	-477.199	1	-.371	1	-.104	4	-.547	7
19281	MP3B	1	max	0	11	.009	4	.003	5	0	11	0	11	0	11
19282			min	0	1	-.009	3	-.003	2	0	1	0	1	0	1
19283		2	max	5.93	8	5.138	4	5.133	1	0	11	0	1	0	3
19284			min	2.422	1	-5.139	3	-5.132	2	0	1	0	2	0	4
19285		3	max	50.608	1	77.216	3	97.575	1	.06	8	.458	2	.167	4
19286			min	-42.865	2	-171.715	4	-69.351	2	.011	3	-.459	1	-.131	3
19287		4	max	300.909	5	253.852	4	383.827	1	.06	8	.402	2	.186	4
19288			min	33.237	2	-348.352	3	-355.603	2	.011	3	-.392	1	-.114	3
19289		5	max	306.839	5	258.982	4	388.957	1	.06	8	.27	2	.151	8
19290			min	35.659	2	-353.481	3	-360.733	2	.011	3	-.25	1	.015	3
19291		6	max	312.768	5	264.112	4	394.086	1	.06	8	.136	2	.208	7
19292			min	38.081	2	-358.611	3	-365.862	2	.011	3	-.106	1	-.005	4
19293		7	max	318.698	5	269.241	4	399.216	1	.06	8	.059	8	.282	7
19294			min	40.503	2	-363.74	3	-370.992	2	.011	3	0	2	-.104	4
19295		8	max	324.627	5	274.371	4	404.346	1	.06	8	.188	1	.415	3
19296			min	42.925	2	-368.87	3	-376.121	2	.011	3	-.137	2	-.204	4
19297		9	max	330.557	5	279.5	4	409.475	1	.06	8	.338	1	.551	3
19298			min	45.347	2	-374	3	-381.251	2	.011	3	-.276	2	-.306	4
19299		10	max	525.444	5	387.088	4	469.341	1	.06	8	.507	1	.723	3
19300			min	159.369	2	-481.588	3	-441.117	2	.011	3	-.435	2	-.442	4
19301		11	max	531.373	5	392.218	4	474.471	1	.06	8	.681	1	.901	3
19302			min	161.791	2	-486.717	3	-446.246	2	.011	3	-.599	2	-.586	4
19303		12	max	537.303	5	397.347	4	479.6	1	.06	8	.857	1	1.081	3
19304			min	164.213	2	-491.847	3	-451.376	2	.011	3	-.764	2	-.731	4
19305		13	max	-90.634	10	456.085	3	316.864	2	0	11	.771	1	1.13	3
19306			min	-323.151	5	-456.27	4	-316.836	1	0	1	-.771	2	-1.13	4
19307		14	max	-88.212	10	450.956	3	311.734	2	0	11	.655	1	.963	3
19308			min	-317.221	5	-451.141	4	-311.707	1	0	1	-.655	2	-.963	4

Envelope Member Section Forces (Continued)

	Member	Sec		Axial[lb]	LC	y Shear[lb]	LC	z Shear[lb]	LC	Torque[k-...	LC	y-y Mome...	LC	z-z Mome...	LC
19309		15	max	-85.79	10	445.826	3	306.604	2	0	11	.541	1	.798	3
19310			min	-311.292	5	-446.011	4	-306.577	1	0	1	-.541	2	-.798	4
19311		16	max	-83.368	10	440.696	3	301.475	2	0	11	.429	1	.634	3
19312			min	-305.362	5	-440.882	4	-301.447	1	0	1	-.429	2	-.635	4
19313		17	max	-80.946	10	435.567	3	296.345	2	0	11	.319	1	.473	3
19314			min	-299.433	5	-435.752	4	-296.318	1	0	1	-.319	2	-.473	4
19315		18	max	-78.524	10	430.437	3	291.216	2	0	11	.211	1	.313	3
19316			min	-293.503	5	-430.622	4	-291.188	1	0	1	-.211	2	-.314	4
19317		19	max	-76.102	10	425.308	3	286.086	2	0	11	.104	1	.156	3
19318			min	-287.574	5	-425.493	4	-286.059	1	0	1	-.104	2	-.156	4
19319		20	max	-73.68	10	420.178	3	280.956	2	0	11	0	11	0	11
19320			min	-281.644	5	-420.363	4	-280.929	1	0	1	0	1	0	1
19321	MP2B	1	max	0	11	.007	4	.003	1	0	11	0	11	0	11
19322			min	0	1	-.007	3	-.003	2	0	1	0	1	0	1
19323		2	max	6.777	8	5.869	4	5.865	1	0	11	.001	1	.001	3
19324			min	2.768	1	-5.87	3	-5.866	2	0	1	-.001	2	-.001	4
19325		3	max	175.306	6	20.815	4	200.448	1	.066	3	.34	2	.093	8
19326			min	-23.407	1	-135.067	7	-227.928	2	-.104	4	-.339	1	.014	3
19327		4	max	182.083	6	26.678	4	206.31	1	.066	3	.242	2	.139	6
19328			min	-20.639	1	-137.381	7	-233.79	2	-.104	4	-.253	1	.033	1
19329		5	max	188.859	6	32.54	4	212.172	1	.066	3	.143	2	.194	7
19330			min	-17.871	1	-139.694	7	-239.653	2	-.104	4	-.165	1	.026	4
19331		6	max	195.636	6	38.402	4	218.035	1	.066	3	.041	2	.253	7
19332			min	-15.102	1	-142.007	7	-245.515	2	-.104	4	-.075	1	.011	4
19333		7	max	202.413	6	44.265	4	223.897	1	.066	3	.018	1	.314	7
19334			min	-12.334	1	-144.32	7	-251.378	2	-.104	4	-.078	6	-.007	4
19335		8	max	209.189	6	50.127	4	229.76	1	.066	3	.114	1	.375	7
19336			min	-9.566	1	-146.634	7	-257.24	2	-.104	4	-.171	2	-.027	4
19337		9	max	349.278	6	182.37	4	324.193	1	.066	3	.244	1	.447	7
19338			min	43.182	1	-269.544	3	-351.674	2	-.104	4	-.313	2	-.096	4
19339		10	max	356.055	6	188.233	4	330.056	1	.066	3	.382	1	.522	7
19340			min	45.95	1	-275.406	3	-357.536	2	-.104	4	-.462	2	-.174	4
19341		11	max	362.831	6	194.095	4	335.918	1	.066	3	.522	1	.61	3
19342			min	48.718	1	-281.269	3	-363.399	2	-.104	4	-.614	2	-.254	4
19343		12	max	-72.125	10	173.319	3	135.503	2	0	11	.112	1	.126	3
19344			min	-187.525	5	-173.403	4	-135.516	1	0	1	-.112	2	-.126	4
19345		13	max	-19.376	10	41.076	3	41.069	2	0	11	.061	1	.061	3
19346			min	-47.436	5	-41.16	4	-41.082	1	0	1	-.061	2	-.061	4
19347		14	max	-16.608	10	35.214	3	35.207	2	0	11	.045	1	.045	3
19348			min	-40.66	5	-35.297	4	-35.22	1	0	1	-.045	2	-.045	4
19349		15	max	-13.84	10	29.351	3	29.345	2	0	11	.031	1	.031	3
19350			min	-33.883	5	-29.435	4	-29.358	1	0	1	-.031	2	-.031	4
19351		16	max	-11.072	10	23.489	3	23.482	2	0	11	.02	1	.02	3
19352			min	-27.107	5	-23.573	4	-23.495	1	0	1	-.02	2	-.02	4
19353		17	max	-8.304	10	17.627	3	17.62	2	0	11	.011	1	.011	3
19354			min	-20.33	5	-17.71	4	-17.633	1	0	1	-.011	2	-.011	4
19355		18	max	-5.536	10	11.764	3	11.757	2	0	11	.005	1	.005	3
19356			min	-13.553	5	-11.848	4	-11.77	1	0	1	-.005	2	-.005	4
19357		19	max	-2.768	10	5.902	3	5.895	2	0	11	.001	1	.001	3
19358			min	-6.777	5	-5.985	4	-5.908	1	0	1	-.001	2	-.001	4
19359		20	max	0	11	.039	3	.033	2	0	11	0	11	0	11
19360			min	0	1	-.35	8	-.073	5	0	1	0	1	0	1

Envelope Member Section Forces (Continued)

	Member	Sec		Axial[lb]	LC	y Shear[lb]	LC	z Shear[lb]	LC	Torque[k-...	LC	y-y Mome...	LC	z-z Mome...	LC
19361	M485A	1	max	141.472	3	244.036	8	198.152	2	.259	2	.081	4	-.027	4
19362			min	-67.608	4	4.95	3	-183.445	1	-.169	1	-.045	3	-.291	5
19363		2	max	141.472	3	244.036	8	198.152	2	.259	2	.082	4	-.03	4
19364			min	-67.608	4	4.95	3	-183.445	1	-.169	1	-.046	3	-.295	5
19365		3	max	141.472	3	244.036	8	198.152	2	.259	2	.082	4	-.033	4
19366			min	-67.608	4	4.95	3	-183.445	1	-.169	1	-.047	3	-.299	5
19367		4	max	141.472	3	244.036	8	198.152	2	.259	2	.083	4	-.036	4
19368			min	-67.608	4	4.95	3	-183.445	1	-.169	1	-.047	3	-.303	5
19369		5	max	141.472	3	244.036	8	198.152	2	.259	2	.084	4	-.039	4
19370			min	-67.608	4	4.95	3	-183.445	1	-.169	1	-.048	3	-.308	5
19371		6	max	141.472	3	244.036	8	198.152	2	.259	2	.085	4	-.042	4
19372			min	-67.608	4	4.95	3	-183.445	1	-.169	1	-.048	3	-.312	5
19373		7	max	141.472	3	244.036	8	198.152	2	.259	2	.086	4	-.045	4
19374			min	-67.608	4	4.95	3	-183.445	1	-.169	1	-.049	3	-.316	5
19375		8	max	141.472	3	244.036	8	198.152	2	.259	2	.087	4	-.047	4
19376			min	-67.608	4	4.95	3	-183.445	1	-.169	1	-.049	3	-.32	5
19377		9	max	141.472	3	244.036	8	198.152	2	.259	2	.087	4	-.05	4
19378			min	-67.608	4	4.95	3	-183.445	1	-.169	1	-.05	3	-.324	5
19379		10	max	141.472	3	244.036	8	198.152	2	.259	2	.088	4	-.053	4
19380			min	-67.608	4	4.95	3	-183.445	1	-.169	1	-.051	3	-.329	5
19381		11	max	141.472	3	244.036	8	198.152	2	.259	2	.089	4	-.056	2
19382			min	-67.608	4	4.95	3	-183.445	1	-.169	1	-.051	3	-.333	5
19383		12	max	141.472	3	244.036	8	198.152	2	.259	2	.09	4	-.056	2
19384			min	-67.608	4	4.95	3	-183.445	1	-.169	1	-.052	3	-.337	5
19385		13	max	141.472	3	244.036	8	198.152	2	.259	2	.091	4	-.056	2
19386			min	-67.608	4	4.95	3	-183.445	1	-.169	1	-.052	3	-.341	5
19387		14	max	141.472	3	244.036	8	198.152	2	.259	2	.092	4	-.057	2
19388			min	-67.608	4	4.95	3	-183.445	1	-.169	1	-.053	3	-.345	5
19389		15	max	141.472	3	244.036	8	198.152	2	.259	2	.093	4	-.057	2
19390			min	-67.608	4	4.95	3	-183.445	1	-.169	1	-.054	3	-.35	5
19391		16	max	141.472	3	244.036	8	198.152	2	.259	2	.093	4	-.057	2
19392			min	-67.608	4	4.95	3	-183.445	1	-.169	1	-.054	3	-.354	5
19393		17	max	141.472	3	244.036	8	198.152	2	.259	2	.094	4	-.057	2
19394			min	-67.608	4	4.95	3	-183.445	1	-.169	1	-.055	3	-.358	5
19395		18	max	141.472	3	244.036	8	198.152	2	.259	2	.095	4	-.058	2
19396			min	-67.608	4	4.95	3	-183.445	1	-.169	1	-.055	3	-.362	5
19397		19	max	141.472	3	244.036	8	198.152	2	.259	2	.096	4	-.058	2
19398			min	-67.608	4	4.95	3	-183.445	1	-.169	1	-.056	3	-.366	5
19399		20	max	141.472	3	244.036	8	198.152	2	.259	2	.097	4	-.058	2
19400			min	-67.608	4	4.95	3	-183.445	1	-.169	1	-.056	3	-.371	5
19401	MP4B	1	max	0	11	.005	4	.003	1	0	11	0	11	0	11
19402			min	0	1	-.008	7	-.004	6	0	1	0	1	0	1
19403		2	max	5.93	8	5.134	4	5.133	1	0	11	0	1	0	3
19404			min	2.422	1	-5.135	3	-5.133	2	0	1	0	2	0	4
19405		3	max	143.112	8	-18.777	2	96.661	1	.097	4	.164	2	.048	4
19406			min	-35.85	3	-103.752	5	-110.925	2	-.056	3	-.203	1	-.045	3
19407		4	max	149.041	8	-14.043	4	101.79	1	.097	4	.123	2	.054	4
19408			min	-33.428	3	-103.752	5	-116.055	2	-.056	3	-.167	1	-.024	3
19409		5	max	154.971	8	-8.913	4	106.92	1	.097	4	.079	2	.087	8
19410			min	-31.006	3	-104.641	7	-121.184	2	-.056	3	-.128	1	-.002	3
19411		6	max	160.901	8	-3.783	4	112.049	1	.097	4	.033	2	.121	8
19412			min	-28.584	3	-106.665	7	-126.314	2	-.056	3	-.093	5	.013	2

Envelope Member Section Forces (Continued)

	Member	Sec		Axial[lb]	LC	y Shear[lb]	LC	z Shear[lb]	LC	Torque[k-...	LC	y-y Mome...	LC	z-z Mome...	LC
19413		7	max	166.83	8	1.346	4	117.179	1	.097	4	-.014	2	.159	5
19414			min	-26.162	3	-108.689	7	-131.444	2	-.056	3	-.085	5	.02	2
19415		8	max	172.76	8	6.476	4	122.309	1	.097	4	-.002	1	.197	5
19416			min	-23.74	3	-110.713	7	-136.573	2	-.056	3	-.094	6	.027	2
19417		9	max	178.689	8	11.605	4	127.438	1	.097	4	.044	1	.235	5
19418			min	-21.318	3	-112.737	7	-141.703	2	-.056	3	-.115	2	.034	2
19419		10	max	184.619	8	16.735	4	132.568	1	.097	4	.092	1	.274	5
19420			min	-18.896	3	-114.761	7	-146.832	2	-.056	3	-.168	2	.041	2
19421		11	max	190.548	8	21.864	4	137.697	1	.097	4	.142	1	.312	5
19422			min	-16.474	3	-116.785	7	-151.962	2	-.056	3	-.223	2	.044	4
19423		12	max	196.478	8	26.994	4	142.827	1	.097	4	.194	1	.355	7
19424			min	-14.052	3	-118.81	7	-157.092	2	-.056	3	-.28	2	.035	4
19425		13	max	-16.954	10	35.93	3	35.922	2	0	11	.046	1	.046	3
19426			min	-41.507	5	-35.937	4	-35.927	1	0	1	-.046	2	-.046	4
19427		14	max	-14.532	10	30.8	3	30.793	2	0	11	.034	1	.034	3
19428			min	-35.577	5	-30.808	4	-30.797	1	0	1	-.034	2	-.034	4
19429		15	max	-12.11	10	25.671	3	25.663	2	0	11	.024	1	.024	3
19430			min	-29.648	5	-25.678	4	-25.668	1	0	1	-.024	2	-.024	4
19431		16	max	-9.688	10	20.541	3	20.534	2	0	11	.015	1	.015	3
19432			min	-23.718	5	-20.548	4	-20.538	1	0	1	-.015	2	-.015	4
19433		17	max	-7.266	10	15.412	3	15.404	2	0	11	.009	1	.009	3
19434			min	-17.789	5	-15.419	4	-15.409	1	0	1	-.009	2	-.009	4
19435		18	max	-4.844	10	10.282	3	10.274	2	0	11	.004	1	.004	3
19436			min	-11.859	5	-10.289	4	-10.279	1	0	1	-.004	2	-.004	4
19437		19	max	-2.422	10	5.152	3	5.145	2	0	11	0	1	0	3
19438			min	-5.93	5	-5.16	4	-5.15	1	0	1	0	2	0	4
19439		20	max	0	11	.023	3	.015	2	0	11	0	11	0	11
19440			min	0	1	-.042	8	-.026	5	0	1	0	1	0	1
19441	M487A	1	max	452.665	3	465.82	8	362.277	2	.102	2	.041	1	-.073	1
19442			min	-338.912	4	157.78	3	-413.518	1	-.271	5	-.078	2	-.304	6
19443		2	max	452.665	3	465.82	8	362.277	2	.102	2	.034	1	-.077	1
19444			min	-338.912	4	157.78	3	-413.518	1	-.271	5	-.072	2	-.312	6
19445		3	max	452.665	3	465.82	8	362.277	2	.102	2	.032	3	-.08	1
19446			min	-338.912	4	157.78	3	-413.518	1	-.271	5	-.07	4	-.32	6
19447		4	max	452.665	3	465.82	8	362.277	2	.102	2	.033	3	-.083	1
19448			min	-338.912	4	157.78	3	-413.518	1	-.271	5	-.071	4	-.328	6
19449		5	max	452.665	3	465.82	8	362.277	2	.102	2	.033	3	-.086	1
19450			min	-338.912	4	157.78	3	-413.518	1	-.271	5	-.072	4	-.336	6
19451		6	max	452.665	3	465.82	8	362.277	2	.102	2	.033	3	-.089	1
19452			min	-338.912	4	157.78	3	-413.518	1	-.271	5	-.073	4	-.344	6
19453		7	max	452.665	3	465.82	8	362.277	2	.102	2	.033	3	-.093	1
19454			min	-338.912	4	157.78	3	-413.518	1	-.271	5	-.074	4	-.352	6
19455		8	max	452.665	3	465.82	8	362.277	2	.102	2	.033	3	-.096	1
19456			min	-338.912	4	157.78	3	-413.518	1	-.271	5	-.075	4	-.36	6
19457		9	max	452.665	3	465.82	8	362.277	2	.102	2	.033	3	-.099	1
19458			min	-338.912	4	157.78	3	-413.518	1	-.271	5	-.076	4	-.368	6
19459		10	max	452.665	3	465.82	8	362.277	2	.102	2	.033	3	-.102	1
19460			min	-338.912	4	157.78	3	-413.518	1	-.271	5	-.077	4	-.376	6
19461		11	max	452.665	3	465.82	8	362.277	2	.102	2	.033	3	-.105	1
19462			min	-338.912	4	157.78	3	-413.518	1	-.271	5	-.078	4	-.384	6
19463		12	max	452.665	3	465.82	8	362.277	2	.102	2	.034	3	-.109	1
19464			min	-338.912	4	157.78	3	-413.518	1	-.271	5	-.079	4	-.392	6

Envelope Member Section Forces (Continued)

	Member	Sec		Axial[lb]	LC	y Shear[lb]	LC	z Shear[lb]	LC	Torque[k-...	LC	y-y Mome...	LC	z-z Mome...	LC
19465		13	max	452.665	3	465.82	8	362.277	2	.102	2	.034	3	-.112	1
19466			min	-338.912	4	157.78	3	-413.518	1	-.271	5	-.08	4	-.4	6
19467		14	max	452.665	3	465.82	8	362.277	2	.102	2	.034	3	-.115	1
19468			min	-338.912	4	157.78	3	-413.518	1	-.271	5	-.081	4	-.408	6
19469		15	max	452.665	3	465.82	8	362.277	2	.102	2	.034	3	-.118	1
19470			min	-338.912	4	157.78	3	-413.518	1	-.271	5	-.082	4	-.416	6
19471		16	max	452.665	3	465.82	8	362.277	2	.102	2	.034	3	-.121	1
19472			min	-338.912	4	157.78	3	-413.518	1	-.271	5	-.083	4	-.425	6
19473		17	max	452.665	3	465.82	8	362.277	2	.102	2	.034	3	-.125	1
19474			min	-338.912	4	157.78	3	-413.518	1	-.271	5	-.085	4	-.433	6
19475		18	max	452.665	3	465.82	8	362.277	2	.102	2	.034	3	-.128	1
19476			min	-338.912	4	157.78	3	-413.518	1	-.271	5	-.086	8	-.441	6
19477		19	max	452.665	3	465.82	8	362.277	2	.102	2	.037	2	-.131	1
19478			min	-338.912	4	157.78	3	-413.518	1	-.271	5	-.089	1	-.449	6
19479		20	max	452.665	3	465.82	8	362.277	2	.102	2	.043	2	-.134	1
19480			min	-338.912	4	157.78	3	-413.518	1	-.271	5	-.097	1	-.457	6
19481	MP1B	1	max	0	11	.003	4	.004	1	0	11	0	11	0	11
19482			min	0	1	-.006	7	-.003	2	0	1	0	1	0	1
19483		2	max	5.93	8	5.133	4	5.133	1	0	11	0	1	0	3
19484			min	2.422	1	-5.134	3	-5.133	2	0	1	0	2	0	4
19485		3	max	49.861	9	62.787	3	77.078	8	.043	2	.12	2	.026	9
19486			min	-65.28	7	-176.54	8	-7.69	3	-.097	1	-.134	1	-.082	7
19487		4	max	52.283	9	57.657	3	77.078	8	.043	2	.125	2	.043	9
19488			min	-59.351	7	-174.516	8	-7.69	3	-.097	1	-.12	1	-.056	3
19489		5	max	54.705	9	52.527	3	77.078	8	.043	2	.129	2	.096	4
19490			min	-53.421	7	-172.492	8	-7.69	3	-.097	1	-.105	1	-.076	3
19491		6	max	57.127	9	47.398	3	78.638	5	.043	2	.131	2	.156	4
19492			min	-47.491	7	-170.468	8	-7.69	3	-.097	1	-.088	1	-.095	3
19493		7	max	76.289	9	10.304	4	170.632	1	.043	2	.106	2	.18	4
19494			min	-14.21	3	-164.995	7	-119.408	2	-.097	1	-.044	1	-.076	3
19495		8	max	80.344	8	15.433	4	175.762	1	.043	2	.112	8	.219	8
19496			min	-11.788	3	-167.019	7	-124.537	2	-.097	1	.02	1	-.03	3
19497		9	max	86.274	8	20.563	4	180.891	1	.043	2	.145	5	.267	8
19498			min	-9.366	3	-169.043	7	-129.667	2	-.097	1	.014	2	.019	3
19499		10	max	305.286	8	121.549	4	246.244	1	.043	2	.191	5	.313	6
19500			min	117.856	3	-235.232	3	-195.019	2	-.097	1	-.054	2	.093	1
19501		11	max	311.215	8	126.679	4	251.373	1	.043	2	.264	1	.375	7
19502			min	120.278	3	-240.362	3	-200.149	2	-.097	1	-.126	2	.084	4
19503		12	max	317.145	8	131.809	4	256.503	1	.043	2	.357	1	.447	7
19504			min	122.7	3	-245.491	3	-205.278	2	-.097	1	-.201	2	.036	4
19505		13	max	-33.694	10	202.197	3	152.125	2	0	11	.114	1	.143	3
19506			min	-142.637	5	-202.215	4	-152.113	1	0	1	-.114	2	-.143	4
19507		14	max	-31.272	10	197.067	3	146.995	2	0	11	.059	1	.069	3
19508			min	-136.708	5	-197.085	4	-146.983	1	0	1	-.059	2	-.069	4
19509		15	max	-12.11	10	25.683	3	25.687	2	0	11	.024	1	.024	3
19510			min	-29.648	5	-25.701	4	-25.674	1	0	1	-.024	2	-.024	4
19511		16	max	-9.688	10	20.553	3	20.557	2	0	11	.015	1	.015	3
19512			min	-23.718	5	-20.572	4	-20.545	1	0	1	-.015	2	-.015	4
19513		17	max	-7.266	10	15.424	3	15.427	2	0	11	.009	1	.009	3
19514			min	-17.789	5	-15.442	4	-15.415	1	0	1	-.009	2	-.009	4
19515		18	max	-4.844	10	10.294	3	10.298	2	0	11	.004	1	.004	3
19516			min	-11.859	5	-10.313	4	-10.285	1	0	1	-.004	2	-.004	4

Envelope Member Section Forces (Continued)

	Member	Sec		Axial[lb]	LC	y Shear[lb]	LC	z Shear[lb]	LC	Torque[k-...	LC	y-y Mome...	LC	z-z Mome...	LC
19517		19	max	-2.422	10	5.165	3	5.168	2	0	11	0	1	0	3
19518			min	-5.93	5	-5.183	4	-5.156	1	0	1	0	2	0	4
19519		20	max	0	11	.035	3	.106	6	0	11	0	11	0	11
19520			min	0	1	-.154	8	-.026	1	0	1	0	1	0	1
19521	M489	1	max	-18.776	2	40.851	3	85.968	1	.192	2	.045	3	.005	4
19522			min	-103.685	5	-131.237	8	-100.673	2	-.228	1	-.081	4	-.062	7
19523		2	max	-18.776	2	40.851	3	85.968	1	.192	2	.046	3	.007	4
19524			min	-103.685	5	-131.237	8	-100.673	2	-.228	1	-.082	4	-.061	7
19525		3	max	-18.776	2	40.851	3	85.968	1	.192	2	.047	3	.009	4
19526			min	-103.685	5	-131.237	8	-100.673	2	-.228	1	-.082	4	-.059	7
19527		4	max	-18.776	2	40.851	3	85.968	1	.192	2	.047	3	.011	4
19528			min	-103.685	5	-131.237	8	-100.673	2	-.228	1	-.083	4	-.058	7
19529		5	max	-18.776	2	40.851	3	85.968	1	.192	2	.048	3	.013	4
19530			min	-103.685	5	-131.237	8	-100.673	2	-.228	1	-.084	4	-.056	7
19531		6	max	-18.776	2	40.851	3	85.968	1	.192	2	.048	3	.016	4
19532			min	-103.685	5	-131.237	8	-100.673	2	-.228	1	-.085	4	-.055	7
19533		7	max	-18.776	2	40.851	3	85.968	1	.192	2	.049	3	.018	4
19534			min	-103.685	5	-131.237	8	-100.673	2	-.228	1	-.086	4	-.053	7
19535		8	max	-18.776	2	40.851	3	85.968	1	.192	2	.049	3	.02	4
19536			min	-103.685	5	-131.237	8	-100.673	2	-.228	1	-.087	4	-.052	7
19537		9	max	-18.776	2	40.851	3	85.968	1	.192	2	.05	3	.022	4
19538			min	-103.685	5	-131.237	8	-100.673	2	-.228	1	-.087	4	-.052	3
19539		10	max	-18.776	2	40.851	3	85.968	1	.192	2	.051	3	.024	4
19540			min	-103.685	5	-131.237	8	-100.673	2	-.228	1	-.088	4	-.052	3
19541		11	max	-18.776	2	40.851	3	85.968	1	.192	2	.051	3	.026	4
19542			min	-103.685	5	-131.237	8	-100.673	2	-.228	1	-.089	4	-.053	3
19543		12	max	-18.776	2	40.851	3	85.968	1	.192	2	.052	3	.028	4
19544			min	-103.685	5	-131.237	8	-100.673	2	-.228	1	-.09	4	-.054	3
19545		13	max	-18.776	2	40.851	3	85.968	1	.192	2	.052	3	.03	4
19546			min	-103.685	5	-131.237	8	-100.673	2	-.228	1	-.091	4	-.055	3
19547		14	max	-18.776	2	40.851	3	85.968	1	.192	2	.053	3	.032	4
19548			min	-103.685	5	-131.237	8	-100.673	2	-.228	1	-.092	4	-.055	3
19549		15	max	-18.776	2	40.851	3	85.968	1	.192	2	.054	3	.034	4
19550			min	-103.685	5	-131.237	8	-100.673	2	-.228	1	-.093	4	-.056	3
19551		16	max	-18.776	2	40.851	3	85.968	1	.192	2	.054	3	.036	4
19552			min	-103.685	5	-131.237	8	-100.673	2	-.228	1	-.093	4	-.057	3
19553		17	max	-18.776	2	40.851	3	85.968	1	.192	2	.055	3	.038	4
19554			min	-103.685	5	-131.237	8	-100.673	2	-.228	1	-.094	4	-.057	3
19555		18	max	-18.776	2	40.851	3	85.968	1	.192	2	.055	3	.04	4
19556			min	-103.685	5	-131.237	8	-100.673	2	-.228	1	-.095	4	-.058	3
19557		19	max	-18.776	2	40.851	3	85.968	1	.192	2	.056	3	.043	4
19558			min	-103.685	5	-131.237	8	-100.673	2	-.228	1	-.096	4	-.059	3
19559		20	max	-18.776	2	40.851	3	85.968	1	.192	2	.056	3	.045	4
19560			min	-103.685	5	-131.237	8	-100.673	2	-.228	1	-.097	4	-.06	3
19561	M490	1	max	87.83	3	47.713	2	86.893	1	.476	2	-.001	2	.118	4
19562			min	-182.701	4	-45.76	1	-58.9	2	-.483	1	-.077	5	-.103	3
19563		2	max	87.83	3	47.713	2	86.893	1	.476	2	-.002	2	.118	4
19564			min	-182.701	4	-45.76	1	-58.9	2	-.483	1	-.076	5	-.104	3
19565		3	max	87.83	3	47.713	2	86.893	1	.476	2	-.003	2	.119	4
19566			min	-182.701	4	-45.76	1	-58.9	2	-.483	1	-.075	5	-.104	3
19567		4	max	87.83	3	47.713	2	86.893	1	.476	2	-.004	2	.119	4
19568			min	-182.701	4	-45.76	1	-58.9	2	-.483	1	-.074	5	-.105	3

Envelope Member Section Forces (Continued)

	Member	Sec		Axial[lb]	LC	y Shear[lb]	LC	z Shear[lb]	LC	Torque[k-...	LC	y-y Mome...	LC	z-z Mome...	LC
19569		5	max	87.83	3	47.713	2	86.893	1	.476	2	-.005	2	.12	4
19570			min	-182.701	4	-45.76	1	-58.9	2	-.483	1	-.073	5	-.106	3
19571		6	max	87.83	3	47.713	2	86.893	1	.476	2	-.006	2	.121	4
19572			min	-182.701	4	-45.76	1	-58.9	2	-.483	1	-.071	5	-.106	3
19573		7	max	87.83	3	47.713	2	86.893	1	.476	2	-.007	2	.121	4
19574			min	-182.701	4	-45.76	1	-58.9	2	-.483	1	-.07	5	-.107	3
19575		8	max	87.83	3	47.713	2	86.893	1	.476	2	-.008	2	.122	4
19576			min	-182.701	4	-45.76	1	-58.9	2	-.483	1	-.069	5	-.107	3
19577		9	max	87.83	3	47.713	2	86.893	1	.476	2	-.01	2	.122	4
19578			min	-182.701	4	-45.76	1	-58.9	2	-.483	1	-.068	5	-.108	3
19579		10	max	87.83	3	47.713	2	86.893	1	.476	2	-.011	2	.123	4
19580			min	-182.701	4	-45.76	1	-58.9	2	-.483	1	-.067	5	-.108	3
19581		11	max	87.83	3	47.713	2	86.893	1	.476	2	-.012	2	.123	4
19582			min	-182.701	4	-45.76	1	-58.9	2	-.483	1	-.066	8	-.109	3
19583		12	max	87.83	3	47.713	2	86.893	1	.476	2	-.013	2	.124	4
19584			min	-182.701	4	-45.76	1	-58.9	2	-.483	1	-.065	8	-.109	3
19585		13	max	87.83	3	47.713	2	86.893	1	.476	2	-.013	3	.124	4
19586			min	-182.701	4	-45.76	1	-58.9	2	-.483	1	-.064	8	-.11	3
19587		14	max	87.83	3	47.713	2	86.893	1	.476	2	-.013	3	.125	4
19588			min	-182.701	4	-45.76	1	-58.9	2	-.483	1	-.064	8	-.11	3
19589		15	max	87.83	3	47.713	2	86.893	1	.476	2	-.012	3	.125	4
19590			min	-182.701	4	-45.76	1	-58.9	2	-.483	1	-.063	8	-.111	3
19591		16	max	87.83	3	47.713	2	86.893	1	.476	2	-.012	3	.126	4
19592			min	-182.701	4	-45.76	1	-58.9	2	-.483	1	-.062	8	-.112	3
19593		17	max	87.83	3	47.713	2	86.893	1	.476	2	-.012	3	.127	4
19594			min	-182.701	4	-45.76	1	-58.9	2	-.483	1	-.062	8	-.112	3
19595		18	max	87.83	3	47.713	2	86.893	1	.476	2	-.011	3	.127	4
19596			min	-182.701	4	-45.76	1	-58.9	2	-.483	1	-.061	8	-.113	3
19597		19	max	87.83	3	47.713	2	86.893	1	.476	2	-.011	3	.128	4
19598			min	-182.701	4	-45.76	1	-58.9	2	-.483	1	-.06	8	-.113	3
19599		20	max	87.83	3	47.713	2	86.893	1	.476	2	-.011	3	.128	4
19600			min	-182.701	4	-45.76	1	-58.9	2	-.483	1	-.06	8	-.114	3
19601	M491	1	max	8.652	4	28.933	1	188.66	1	.419	2	.108	4	.035	4
19602			min	-130.369	7	-161.693	6	-215.709	2	-.409	1	-.061	3	-.036	3
19603		2	max	8.652	4	28.933	1	188.66	1	.419	2	.108	4	.036	4
19604			min	-130.369	7	-161.693	6	-215.709	2	-.409	1	-.061	3	-.035	3
19605		3	max	8.652	4	28.933	1	188.66	1	.419	2	.108	4	.037	4
19606			min	-130.369	7	-161.693	6	-215.709	2	-.409	1	-.061	3	-.034	3
19607		4	max	8.652	4	28.933	1	188.66	1	.419	2	.108	4	.038	4
19608			min	-130.369	7	-161.693	6	-215.709	2	-.409	1	-.062	3	-.034	3
19609		5	max	8.652	4	28.933	1	188.66	1	.419	2	.107	4	.039	4
19610			min	-130.369	7	-161.693	6	-215.709	2	-.409	1	-.062	3	-.033	3
19611		6	max	8.652	4	28.933	1	188.66	1	.419	2	.107	4	.04	4
19612			min	-130.369	7	-161.693	6	-215.709	2	-.409	1	-.062	3	-.033	3
19613		7	max	8.652	4	28.933	1	188.66	1	.419	2	.107	4	.041	4
19614			min	-130.369	7	-161.693	6	-215.709	2	-.409	1	-.062	3	-.032	3
19615		8	max	8.652	4	28.933	1	188.66	1	.419	2	.107	4	.042	4
19616			min	-130.369	7	-161.693	6	-215.709	2	-.409	1	-.063	3	-.031	3
19617		9	max	8.652	4	28.933	1	188.66	1	.419	2	.107	4	.044	4
19618			min	-130.369	7	-161.693	6	-215.709	2	-.409	1	-.063	3	-.031	3
19619		10	max	8.652	4	28.933	1	188.66	1	.419	2	.106	4	.045	4
19620			min	-130.369	7	-161.693	6	-215.709	2	-.409	1	-.063	3	-.03	3

Envelope Member Section Forces (Continued)

	Member	Sec		Axial[lb]	LC	y Shear[lb]	LC	z Shear[lb]	LC	Torque[k-...	LC	y-y Mome...	LC	z-z Mome...	LC
19621		11	max	8.652	4	28.933	1	188.66	1	.419	2	.106	4	.046	4
19622			min	-130.369	7	-161.693	6	-215.709	2	-.409	1	-.063	3	-.03	3
19623		12	max	8.652	4	28.933	1	188.66	1	.419	2	.106	4	.047	4
19624			min	-130.369	7	-161.693	6	-215.709	2	-.409	1	-.064	3	-.029	3
19625		13	max	8.652	4	28.933	1	188.66	1	.419	2	.106	4	.048	4
19626			min	-130.369	7	-161.693	6	-215.709	2	-.409	1	-.064	3	-.028	3
19627		14	max	8.652	4	28.933	1	188.66	1	.419	2	.105	4	.049	4
19628			min	-130.369	7	-161.693	6	-215.709	2	-.409	1	-.064	3	-.028	3
19629		15	max	8.652	4	28.933	1	188.66	1	.419	2	.105	4	.05	4
19630			min	-130.369	7	-161.693	6	-215.709	2	-.409	1	-.064	3	-.027	3
19631		16	max	8.652	4	28.933	1	188.66	1	.419	2	.105	4	.052	4
19632			min	-130.369	7	-161.693	6	-215.709	2	-.409	1	-.065	3	-.026	3
19633		17	max	8.652	4	28.933	1	188.66	1	.419	2	.105	4	.053	8
19634			min	-130.369	7	-161.693	6	-215.709	2	-.409	1	-.065	3	-.026	3
19635		18	max	8.652	4	28.933	1	188.66	1	.419	2	.105	4	.055	8
19636			min	-130.369	7	-161.693	6	-215.709	2	-.409	1	-.065	3	-.025	3
19637		19	max	8.652	4	28.933	1	188.66	1	.419	2	.104	4	.058	8
19638			min	-130.369	7	-161.693	6	-215.709	2	-.409	1	-.065	3	-.025	3
19639		20	max	8.652	4	28.933	1	188.66	1	.419	2	.104	4	.06	8
19640			min	-130.369	7	-161.693	6	-215.709	2	-.409	1	-.066	3	-.024	3
19641	M492	1	max	73.166	3	77.305	7	76.905	8	.117	2	.089	1	.002	10
19642			min	-186.92	4	-45.034	9	-7.847	3	-.143	1	-.052	2	-.097	8
19643		2	max	73.166	3	77.305	7	76.905	8	.117	2	.089	1	.002	10
19644			min	-186.92	4	-45.034	9	-7.847	3	-.143	1	-.052	2	-.098	8
19645		3	max	73.166	3	77.305	7	76.905	8	.117	2	.09	1	.002	10
19646			min	-186.92	4	-45.034	9	-7.847	3	-.143	1	-.051	2	-.099	8
19647		4	max	73.166	3	77.305	7	76.905	8	.117	2	.09	1	.002	10
19648			min	-186.92	4	-45.034	9	-7.847	3	-.143	1	-.051	2	-.1	8
19649		5	max	73.166	3	77.305	7	76.905	8	.117	2	.091	1	.002	9
19650			min	-186.92	4	-45.034	9	-7.847	3	-.143	1	-.05	2	-.101	8
19651		6	max	73.166	3	77.305	7	76.905	8	.117	2	.091	1	.003	9
19652			min	-186.92	4	-45.034	9	-7.847	3	-.143	1	-.05	2	-.102	8
19653		7	max	73.166	3	77.305	7	76.905	8	.117	2	.091	1	.004	9
19654			min	-186.92	4	-45.034	9	-7.847	3	-.143	1	-.049	2	-.103	8
19655		8	max	73.166	3	77.305	7	76.905	8	.117	2	.092	1	.005	9
19656			min	-186.92	4	-45.034	9	-7.847	3	-.143	1	-.049	2	-.104	8
19657		9	max	73.166	3	77.305	7	76.905	8	.117	2	.092	1	.005	9
19658			min	-186.92	4	-45.034	9	-7.847	3	-.143	1	-.048	2	-.105	8
19659		10	max	73.166	3	77.305	7	76.905	8	.117	2	.093	1	.006	9
19660			min	-186.92	4	-45.034	9	-7.847	3	-.143	1	-.048	2	-.106	8
19661		11	max	73.166	3	77.305	7	76.905	8	.117	2	.093	1	.007	9
19662			min	-186.92	4	-45.034	9	-7.847	3	-.143	1	-.047	2	-.107	8
19663		12	max	73.166	3	77.305	7	76.905	8	.117	2	.093	1	.008	9
19664			min	-186.92	4	-45.034	9	-7.847	3	-.143	1	-.047	2	-.109	8
19665		13	max	73.166	3	77.305	7	76.905	8	.117	2	.094	1	.009	9
19666			min	-186.92	4	-45.034	9	-7.847	3	-.143	1	-.046	2	-.11	8
19667		14	max	73.166	3	77.305	7	76.905	8	.117	2	.094	1	.009	9
19668			min	-186.92	4	-45.034	9	-7.847	3	-.143	1	-.046	2	-.111	8
19669		15	max	73.166	3	77.305	7	76.905	8	.117	2	.095	1	.01	9
19670			min	-186.92	4	-45.034	9	-7.847	3	-.143	1	-.045	2	-.112	8
19671		16	max	73.166	3	77.305	7	76.905	8	.117	2	.095	1	.011	9
19672			min	-186.92	4	-45.034	9	-7.847	3	-.143	1	-.045	2	-.113	8

Envelope Member Section Forces (Continued)

	Member	Sec		Axial[lb]	LC	y Shear[lb]	LC	z Shear[lb]	LC	Torque[k-...	LC	y-y Mome...	LC	z-z Mome...	LC
19673		17	max	73.166	3	77.305	7	76.905	8	.117	2	.095	1	.012	9
19674			min	-186.92	4	-45.034	9	-7.847	3	-.143	1	-.044	2	-.114	6
19675		18	max	73.166	3	77.305	7	76.905	8	.117	2	.096	1	.013	9
19676			min	-186.92	4	-45.034	9	-7.847	3	-.143	1	-.044	2	-.115	6
19677		19	max	73.166	3	77.305	7	76.905	8	.117	2	.096	1	.013	9
19678			min	-186.92	4	-45.034	9	-7.847	3	-.143	1	-.043	2	-.116	6
19679		20	max	73.166	3	77.305	7	76.905	8	.117	2	.097	1	.014	9
19680			min	-186.92	4	-45.034	9	-7.847	3	-.143	1	-.043	2	-.118	6

Envelope AISC 14th(360-10): LRFD Steel Code Checks

	Member	Shape	Code Check	Loc...	LC	Shear Check	Loc[ft]	Dir	LC	phi*Pn...	phi*Pn...	phi*Mn...	phi*Mn.....		Eqn
1	M215B	PL1/2x4	.382	.149	6	.092	0	z	6	56574....	64800	.675	5.4	2...	H1-1b
2	M332	PL1/2x4	.381	.149	5	.085	0	z	7	56574....	64800	.675	5.4	2...	H1-1b
3	M272	PL1/2x4	.380	.149	7	.091	0	z	7	56574....	64800	.675	5.4	2...	H1-1b
4	M392	PL1/2x4	.380	.149	8	.091	0	z	1	56574....	64800	.675	5.4	2...	H1-1b
5	MP3D	PIPE_2.5	.370	4.237	2	.049	4.237		2	33961....	50715	3.596	3.596	1...	H1-1b
6	MP3A	PIPE_2.5	.365	4.421	2	.047	4.237		2	33961....	50715	3.596	3.596	1...	H1-1b
7	M283	PL3/8x1	.362	0	6	.053	.265	y	6	8968.3...	12150	.092	.254	1...	H1-1a
8	M343	PL3/8x1	.362	0	5	.053	.265	y	7	8968.3...	12150	.092	.254	1...	H1-1a
9	M403	PL3/8x1	.361	0	5	.052	.265	y	5	8968.3...	12150	.092	.254	1...	H1-1a
10	M226B	PL3/8x1	.360	0	6	.052	.265	y	8	8968.3...	12150	.092	.254	1...	H1-1a
11	M105	PL3/8x2.3...	.356	0	6	.059	0	y	7	26880....	28868.4	.224	1.428	1...	H1-1b
12	M34A	PL3/8x2.3...	.353	0	8	.059	0	y	6	26880....	28868.4	.224	1.428	1...	H1-1b
13	M183	PL3/8x2.3...	.353	0	7	.058	0	y	5	26880....	28868.4	.224	1.428	1...	H1-1b
14	M261	PL3/8x2.3...	.352	0	5	.058	0	y	8	26880....	28868.4	.224	1.428	1...	H1-1b
15	M62	PL3/8x2.3...	.351	0	6	.052	0	y	8	26880....	28868.4	.224	1.428	1...	H1-1b
16	M294	PL3/8x2.3...	.351	0	8	.052	0	y	5	26880....	28868.4	.224	1.428	1...	H1-1b
17	M216	PL3/8x2.3...	.349	0	5	.052	0	y	7	26880....	28868.4	.224	1.428	1...	H1-1b
18	M138	PL3/8x2.3...	.348	0	7	.052	0	y	6	26880....	28868.4	.224	1.428	1...	H1-1b
19	M74B	L3X3X6	.347	0	8	.068	0	z	3	68266....	68364	2.307	5.322	1...	H2-1
20	M304	L3X3X6	.346	0	5	.062	0	z	2	68266....	68364	2.307	5.322	1...	H2-1
21	M148	L3X3X6	.346	0	6	.078	0	z	1	68266....	68364	2.307	5.322	1...	H2-1
22	M150	L3X3X6	.345	0	7	.050	0	z	8	68266....	68364	2.307	5.322	2...	H2-1
23	M226	L3X3X6	.344	0	7	.064	0	z	4	68266....	68364	2.307	5.322	1...	H2-1
24	M228	L3X3X6	.343	0	5	.052	0	y	2	68266....	68364	2.307	5.322	2...	H2-1
25	M75B	L3X3X6	.343	0	6	.050	0	z	5	68266....	68364	2.307	5.322	2...	H2-1
26	M306	L3X3X6	.342	0	8	.051	0	z	7	68266....	68364	2.307	5.322	2...	H2-1
27	M339	PL3/8x4	.336	1.045	5	.018	1.045	y	1	36054....	48600	.38	4.05	1...	H1-1a
28	MP3C	PIPE_2.5	.335	4.237	3	.046	4.237		3	33961....	50715	3.596	3.596	1...	H1-1b
29	M399	PL3/8x4	.335	1.045	5	.018	1.045	y	4	36054....	48600	.38	4.05	1...	H1-1a
30	M279	PL3/8x4	.334	1.045	6	.018	1.045	y	1	36054....	48600	.38	4.05	1...	H1-1a
31	M222B	PL3/8x4	.333	1.045	6	.012	.495	y	2	36054....	48600	.38	4.05	1...	H1-1a
32	MP3B	PIPE_2.5	.329	4.237	3	.038	4.237		1	33961....	50715	3.596	3.596	1...	H1-1b
33	M344	PL3/8x1	.321	1.045	5	.017	.468	y	2	8751.93	12150	.092	.254	2...	H1-1a
34	M284	PL3/8x1	.320	1.045	6	.016	.468	y	1	8751.93	12150	.092	.254	2...	H1-1a
35	M404	PL3/8x1	.320	1.045	8	.016	.468	y	3	8751.93	12150	.092	.254	2...	H1-1a
36	M227B	PL3/8x1	.318	1.045	6	.012	.468	y	7	8751.93	12150	.092	.254	2...	H1-1a
37	M281	PL3/8x4	.316	.742	6	.014	.742	y	1	41807....	48600	.38	4.05	1...	H1-1a
38	M398	PL3/8x4	.315	1.006	5	.009	.265	y	3	36864....	48600	.38	4.05	1...	H1-1a
39	M338	PL3/8x4	.314	1.006	5	.008	.265	y	2	36864....	48600	.38	4.05	1...	H1-1a

Envelope AISC 14th(360-10): LRFD Steel Code Checks (Continued)

	Member	Shape	Code Check	Loc...	LC	Shear Check	Loc[ft]	Dir	LC	phi*Pn...	phi*Pn...	phi*Mn...	phi*Mn.....		Eqn
40	M221A	PL3/8x4	.314	1.006	8	.008	.291	y	1	36864...	48600	.38	4.05	1...	H1-1a
41	M341	PL3/8x4	.312	.742	5	.014	.742	y	2	41807...	48600	.38	4.05	1...	H1-1a
42	M401	PL3/8x4	.310	.742	8	.014	.742	y	3	41807...	48600	.38	4.05	1...	H1-1a
43	M278	PL3/8x4	.309	1.006	6	.011	.265	y	2	36864...	48600	.38	4.05	1...	H1-1a
44	M224B	PL3/8x4	.303	.742	6	.010	0	y	2	41807...	48600	.38	4.002	1...	H1-1a
45	M280	PL3/8x4	.297	.667	6	.017	.667	y	1	43042...	48600	.38	4.05	1...	H1-1a
46	M340	PL3/8x4	.296	.667	5	.017	.667	y	2	43042...	48600	.38	4.05	1...	H1-1a
47	M400	PL3/8x4	.294	.667	8	.017	.667	y	3	43042...	48600	.38	4.05	1...	H1-1a
48	M286A	PL3/8x1	.291	.731	6	.008	.731	y	4	10349...	12150	.092	.254	2...	H1-1a
49	M346	PL3/8x1	.291	.731	5	.007	.731	y	2	10349...	12150	.092	.254	2...	H1-1a
50	M223B	PL3/8x4	.291	.667	6	.012	0	y	2	43042...	48600	.38	4.05	1...	H1-1a
51	M406	PL3/8x1	.290	.731	8	.008	.731	y	3	10349...	12150	.092	.254	2...	H1-1a
52	M229B	PL3/8x1	.288	.731	6	.009	.731	y	1	10349...	12150	.092	.254	2...	H1-1a
53	M345	PL3/8x1	.279	.667	5	.011	.667	y	2	10632...	12150	.092	.254	2...	H1-1a
54	M285	PL3/8x1	.279	.667	6	.011	.667	y	1	10632...	12150	.092	.254	2...	H1-1a
55	M405	PL3/8x1	.278	.667	8	.012	.667	y	3	10632...	12150	.092	.254	2...	H1-1a
56	M216A	PL1/2x4	.278	.888	2	.028	.888	z	2	55753...	64800	.675	5.4	3...	H1-1b
57	M228B	PL3/8x1	.276	.667	6	.010	.667	y	1	10632...	12150	.092	.254	2...	H1-1a
58	M393	PL1/2x4	.274	.885	4	.028	.885	z	1	55825...	64800	.675	5.4	3...	H1-1b
59	M103	PL3/8x2.3...	.267	0	6	.028	0	y	6	26880...	28868.4	.224	1.428	1...	H1-1b
60	M31	PL3/8x2.3...	.266	0	6	.028	0	y	8	26880...	28868.4	.224	1.428	1...	H1-1b
61	M181	PL3/8x2.3...	.266	0	7	.028	0	y	7	26880...	28868.4	.224	1.428	1...	H1-1b
62	M259	PL3/8x2.3...	.266	0	5	.028	0	y	5	26880...	28868.4	.224	1.428	1...	H1-1b
63	M273	PL1/2x4	.265	.888	2	.029	.993	y	2	55753...	64800	.675	5.4	3...	H1-1b
64	M60	PL3/8x2.3...	.263	0	8	.029	0	y	6	26880...	28868.4	.224	1.428	1...	H1-1b
65	M336	PL1/2x4	.263	.718	1	.034	.718	y	1	59896...	64800	.675	5.4	1...	H1-1b
66	M292	PL3/8x2.3...	.263	0	5	.029	0	y	8	26880...	28868.4	.224	1.428	1...	H1-1b
67	M333	PL1/2x4	.262	.888	1	.025	.993	y	1	55753...	64800	.675	5.4	3...	H1-1b
68	M136	PL3/8x2.3...	.261	0	6	.028	0	y	5	26880...	28868.4	.224	1.428	1...	H1-1b
69	M214	PL3/8x2.3...	.261	0	5	.029	0	y	5	26880...	28868.4	.224	1.428	1...	H1-1b
70	M276	PL1/2x4	.261	.718	2	.031	.718	y	1	59896...	64800	.675	5.4	1...	H1-1b
71	M396	PL1/2x4	.251	.718	4	.035	.718	y	4	59896...	64800	.675	5.4	1...	H1-1b
72	M144	L3X3X6	.236	0	5	.141	2.914	y	7	67393...	68364	2.307	5.322	1...	H2-1
73	M266	L3X3X6	.236	0	7	.101	2.761	z	7	67393...	68364	2.307	5.322	1...	H2-1
74	M188	L3X3X6	.235	0	6	.102	2.914	z	7	67393...	68364	2.307	5.322	1...	H2-1
75	M222	L3X3X6	.234	0	8	.147	2.914	y	5	67393...	68364	2.307	5.322	1...	H2-1
76	M45A	L3X3X6	.232	0	5	.101	2.761	z	5	67393...	68364	2.307	5.322	1...	H2-1
77	M68	L3X3X6	.231	0	7	.142	2.914	y	6	67393...	68364	2.307	5.322	1...	H2-1
78	M300	L3X3X6	.230	0	6	.145	2.914	y	8	67393...	68364	2.307	5.322	1...	H2-1
79	M110	L3X3X6	.230	0	8	.104	2.761	z	8	67393...	68364	2.307	5.322	1...	H2-1
80	M104	PL3/8x2.3...	.229	0	7	.030	0	y	6	26880...	28868.4	.224	1.428	1...	H1-1b
81	M182	PL3/8x2.3...	.229	0	5	.030	0	y	7	26880...	28868.4	.224	1.428	1...	H1-1b
82	M33	PL3/8x2.3...	.228	0	6	.030	0	y	8	26880...	28868.4	.224	1.428	1...	H1-1b
83	M260	PL3/8x2.3...	.228	0	8	.030	0	y	5	26880...	28868.4	.224	1.428	1...	H1-1b
84	M137	PL3/8x2.3...	.226	0	6	.027	0	y	7	26880...	28868.4	.224	1.428	1...	H1-1b
85	M61	PL3/8x2.3...	.225	0	8	.027	0	y	6	26880...	28868.4	.224	1.428	1...	H1-1b
86	M293	PL3/8x2.3...	.225	0	5	.027	0	y	8	26880...	28868.4	.224	1.428	1...	H1-1b
87	M215	PL3/8x2.3...	.224	0	7	.027	0	y	5	26880...	28868.4	.224	1.428	1...	H1-1b
88	MP2D	PIPE_2.5	.216	4.211	1	.040	4.211		2	30038...	50715	3.596	3.596	1...	H1-1b
89	MP2A	PIPE_2.5	.203	4.211	1	.044	4.211		2	30038...	50715	3.596	3.596	2...	H1-1b
90	MP2C	PIPE_2.5	.202	4.211	4	.036	4.211		3	30038...	50715	3.596	3.596	1...	H1-1b
91	M54	HSS4X3X4	.189	1.899	6	.076	1.899	z	6	10580...	120474	10.764	13.144	1...	H1-1b

Envelope AISC 14th(360-10): LRFD Steel Code Checks (Continued)

	Member	Shape	Code Check	Loc...	LC	Shear Check	Loc[ft]	Dir	LC	phi*Pn...	phi*Pn...	phi*Mn...	phi*Mn.....		Eqn
92	M130	HSS4X3X4	.189	1.899	7	.076	1.899	z	7	10580...	120474	10.764	13.144	1...	H1-1b
93	MP2B	PIPE_2.5	.188	4.211	2	.046	4.211		4	30038...	50715	3.596	3.596	1...	H1-1b
94	M208	HSS4X3X4	.188	1.899	5	.075	1.899	z	5	10580...	120474	10.764	13.144	1...	H1-1b
95	M286	HSS4X3X4	.188	1.899	5	.076	1.899	z	5	10580...	120474	10.764	13.144	1...	H1-1b
96	M459	PIPE_2.0	.186	6.908	1	.074	9.947		5	8922.0...	32130	1.872	1.872	3...	H1-1b
97	M335	PL1/2x4	.179	.655	1	.036	.655	y	1	60691...	64800	.675	5.4	1...	H1-1b
98	M275	PL1/2x4	.178	.655	2	.034	.655	y	1	60691...	64800	.675	5.4	1...	H1-1b
99	M468	PIPE_2.0	.171	6.908	4	.074	9.947		5	8922.0...	32130	1.872	1.872	3...	H1-1b
100	M217A	PL1/2x4	.167	0	2	.017	1.023	y	2	55234...	64800	.675	5.4	1...	H1-1b
101	M395	PL1/2x4	.164	.655	4	.037	.655	y	4	60691...	64800	.675	5.4	1...	H1-1b
102	M262A	PL3/8x5/8	.162	.334	6	.017	.334	y	6	7373.7...	7581.6	.059	.1	2...	H1-1b
103	M322	PL3/8x5/8	.160	.334	7	.017	.334	y	7	7373.7...	7581.6	.059	.1	2...	H1-1b
104	M314	PIPE_2.5	.159	6.908	1	.158	7.184		8	34640...	50715	3.596	3.596	2...	H1-1b
105	M232A	PL3/8x5/8	.159	.334	6	.017	.334	y	8	7373.7...	7581.6	.059	.1	2...	H1-1b
106	M234A	PL3/8x5/8	.158	.272	6	.024	.272	y	8	7443.1...	7581.6	.059	.1	2...	H1-1b
107	M477	PIPE_2.0	.158	3.592	2	.078	.553		9	8922.0...	32130	1.872	1.872	2...	H1-1b
108	M264A	PL3/8x5/8	.158	.272	7	.024	.272	y	6	7443.1...	7581.6	.059	.1	2...	H1-1b
109	M384	PL3/8x5/8	.157	.272	5	.024	.272	y	5	7443.1...	7581.6	.059	.1	2...	H1-1b
110	M324	PL3/8x5/8	.157	.272	7	.024	.272	y	7	7443.1...	7581.6	.059	.1	2...	H1-1b
111	M477A	PIPE_2.0	.155	6.908	2	.078	9.947		8	8922.0...	32130	1.872	1.872	3...	H1-1b
112	M382	PL3/8x5/8	.155	.334	5	.017	.334	y	5	7373.7...	7581.6	.059	.1	2...	H1-1b
113	MP1D	PIPE_2.5	.155	4.237	6	.051	4.237		2	33961...	50715	3.596	3.596	2...	H1-1b
114	MP1C	PIPE_2.5	.154	4.237	7	.053	4.237		3	33961...	50715	3.596	3.596	2...	H1-1b
115	MP1B	PIPE_2.5	.152	4.237	5	.048	4.237		1	33961...	50715	3.596	3.596	2...	H1-1b
116	MP1A	PIPE_2.5	.151	4.237	8	.041	.553		6	33961...	50715	3.596	3.596	2...	H1-1b
117	M394	PL1/2x4	.151	0	4	.036	1.028	y	4	55159...	64800	.675	5.4	2...	H1-1b
118	M313	PIPE_2.5	.142	5.25	10	.163	7.184		5	34640...	50715	3.596	3.596	1...	H1-1b
119	M316	PIPE_2.5	.142	1.105	7	.159	7.184		7	34640...	50715	3.596	3.596	1...	H1-1b
120	M315	PIPE_2.5	.141	1.105	6	.157	7.184		6	34640...	50715	3.596	3.596	1...	H1-1b
121	M484	WT4x3.4...	.138	1.562	1	.021	1.562	y	1	67958...	71381...	4.228	1.315	1...	H1-1b
122	M334	PL1/2x4	.137	0	1	.036	1.023	y	1	55234...	64800	.675	5.4	2...	H1-1b
123	M274	PL1/2x4	.136	0	2	.033	1.023	y	1	55234...	64800	.675	5.4	2...	H1-1b
124	M429	PL3/16x1.5	.136	1.687	1	.010	0	y	8	1877.3...	9136.8	.035	.262	1	H1-1b
125	M425	PL3/16x1.5	.134	0	3	.010	0	y	5	1877.3...	9136.8	.035	.286	2...	H1-1b
126	M218A	PL1/2x4	.133	0	2	.016	.655	y	2	60691...	64800	.675	5.4	1...	H1-1b
127	M287	PL3/8x1	.133	.989	6	.033	.26	y	6	9059.7...	12150	.092	.254	2...	H1-1b
128	M347	PL3/8x1	.132	.989	5	.033	.26	y	7	9059.7...	12150	.092	.254	2...	H1-1b
129	M421	PL3/16x1.5	.132	0	2	.010	0	y	6	1877.3...	9136.8	.035	.286	2...	H1-1b
130	M227C	PL3/8x1	.131	.989	6	.033	.26	y	6	9059.7...	12150	.092	.254	2...	H1-1b
131	M407	PL3/8x1	.130	.989	8	.032	.26	y	5	9059.7...	12150	.092	.254	2...	H1-1b
132	M423	PL3/16x1.5	.128	0	2	.006	0	y	7	1877.3...	9136.8	.035	.286	2...	H1-1b
133	M433	PL3/16x1.5	.127	1.687	4	.010	0	y	6	1877.3...	9136.8	.035	.262	1	H1-1b
134	M417	PIPE_1.5	.127	4.033	2	.049	4.033		8	17365...	23593.5	1.105	1.105	2...	H1-1b
135	MP4A	PIPE_2.5	.126	4.237	9	.037	.553		2	33961...	50715	3.596	3.596	2...	H1-1b
136	M427	PL3/16x1.5	.124	0	3	.006	0	y	7	1877.3...	9136.8	.035	.286	2...	H1-1b
137	M424	PL3/16x1.5	.122	0	1	.010	0	y	6	1877.3...	9136.8	.035	.286	1...	H1-1b
138	M431	PL3/16x1.5	.122	1.687	1	.006	0	y	8	1877.3...	9136.8	.035	.262	1	H1-1b
139	M422	PL3/16x1.5	.120	0	2	.007	0	y	6	1877.3...	9136.8	.035	.286	2...	H1-1b
140	M436	PL3/16x1.5	.120	0	3	.010	0	y	6	1877.3...	9136.8	.035	.286	2...	H1-1b
141	M432	PL3/16x1.5	.117	1.687	2	.010	0	y	5	1877.3...	9136.8	.035	.262	1	H1-1b
142	M426	PL3/16x1.5	.117	0	3	.007	0	y	7	1877.3...	9136.8	.035	.286	2...	H1-1b
143	M435	PL3/16x1.5	.116	1.687	4	.006	0	y	6	1877.3...	9136.8	.035	.262	1	H1-1b

Envelope AISC 14th(360-10): LRFD Steel Code Checks (Continued)

	Member	Shape	Code Check	Loc...	LC	Shear Check	Loc[ft]	Dir	LC	phi*Pn...	phi*Pn...	phi*Mn...	phi*Mn.....		Eqn
144	M74C	PL3/8X3	.116	0	5	.073	.605	y	8	32979...	36450	.285	2.278	1...	H1-1b
145	M428	PL3/16x1.5	.116	0	3	.010	0	y	7	1877.3...	9136.8	.035	.286	2...	H1-1b
146	M430	PL3/16x1.5	.114	1.687	1	.007	0	y	5	1877.3...	9136.8	.035	.262	1	H1-1b
147	M149	PL3/8X3	.114	0	8	.075	.605	y	6	32979...	36450	.285	2.278	1...	H1-1b
148	M485	WT4x3.4...	.112	1.562	4	.020	1.562	y	3	67958...	71381...	4.228	2.104	2...	H1-1b
149	M419	PIPE_1.5	.111	4.033	1	.036	4.033		1	17366...	23593.5	1.105	1.105	2...	H1-1b
150	M219A	PL1/2x4	.111	0	2	.014	.718	y	2	59896...	64800	.675	5.4	1...	H1-1b
151	M434	PL3/16x1.5	.110	1.687	4	.007	0	y	8	1877.3...	9136.8	.035	.262	1	H1-1b
152	M305	PL3/8X3	.110	0	7	.073	.605	y	5	32979...	36450	.285	2.278	1...	H1-1b
153	M227	PL3/8X3	.110	0	6	.074	.605	y	7	32979...	36450	.285	2.278	1...	H1-1b
154	MP4C	PIPE_2.5	.110	4.237	6	.031	4.237		4	33961...	50715	3.596	3.596	1...	H1-1b
155	MP4B	PIPE_2.5	.110	4.237	7	.034	4.237		4	33961...	50715	3.596	3.596	1...	H1-1b
156	MP4D	PIPE_2.5	.108	4.237	8	.038	4.237		1	33961...	50715	3.596	3.596	1...	H1-1b
157	M220	PL3/8X3	.107	0	6	.077	.605	y	5	32979...	36450	.285	2.278	2...	H1-1b
158	M298	PL3/8X3	.106	0	7	.077	.605	y	8	32979...	36450	.285	2.278	2...	H1-1b
159	M263A	PL3/8x5/8	.105	0	6	.011	.43	y	2	7239.5...	7581.6	.059	.1	2...	H1-1b
160	M66	PL3/8X3	.104	0	7	.077	.605	y	6	32979...	36450	.285	2.278	2...	H1-1b
161	M323	PL3/8x5/8	.104	0	7	.008	.43	y	3	7239.5...	7581.6	.059	.1	2...	H1-1b
162	M383	PL3/8x5/8	.103	0	8	.007	.43	y	4	7239.5...	7581.6	.059	.1	2...	H1-1b
163	M414	PIPE_1.5	.102	0	2	.049	4.033		5	17365...	23593.5	1.105	1.105	2...	H1-1b
164	M261A	PL3/8x3/4	.102	.517	6	.013	0	y	2	8403.07	9104.4	.069	.143	1...	H1-1b
165	M233A	PL3/8x5/8	.102	0	6	.007	0	y	10	7239.5...	7581.6	.059	.1	2...	H1-1b
166	M142	PL3/8X3	.100	0	8	.077	.605	y	7	32979...	36450	.285	2.278	2...	H1-1b
167	M321	PL3/8x3/4	.100	.517	7	.010	0	y	3	8403.07	9104.4	.069	.143	1...	H1-1b
168	M416	PIPE_1.5	.100	4.033	5	.047	4.033		7	17365...	23593.5	1.105	1.105	2...	H1-1b
169	M420	PIPE_1.5	.098	4.033	7	.048	4.033		8	17365...	23593.5	1.105	1.105	3...	H1-1b
170	M380	PL3/8x3/4	.098	.407	7	.011	.407	y	8	8663.1...	9104.4	.069	.143	2...	H1-1b
171	M487	WT4x3.4...	.098	0	6	.022	0	y	2	67958...	71381...	4.228	2.104	1...	H1-1b
172	M231A	PL3/8x3/4	.098	.517	6	.009	.517	y	10	8403.07	9104.4	.069	.143	1...	H1-1b
173	M381	PL3/8x3/4	.097	.517	8	.009	0	y	2	8403.07	9104.4	.069	.143	1...	H1-1b
174	M320	PL3/8x3/4	.097	.407	6	.011	.407	y	5	8663.1...	9104.4	.069	.143	2...	H1-1b
175	M415	PIPE_1.5	.094	4.033	2	.034	3.821		2	17366...	23593.5	1.105	1.105	1...	H1-1b
176	M260A	PL3/8x3/4	.094	.407	5	.011	0	y	5	8663.1...	9104.4	.069	.143	2...	H1-1b
177	M486	WT4x3.4...	.093	0	7	.016	1.562	y	2	67958...	71381...	4.228	2.104	1...	H1-1b
178	M230A	PL3/8x3/4	.092	.407	7	.011	0	y	5	8663.1...	9104.4	.069	.143	2...	H1-1b
179	M265A	PL3/8x5/8	.092	0	6	.005	0	y	2	7361.8...	7581.6	.059	.1	2...	H1-1b
180	M249	PL3/8x1	.091	0	6	.009	0	y	1	10406...	12150	.092	.254	2...	H1-1b
181	M309A	PL3/8x1	.091	0	5	.010	0	y	2	10406...	12150	.092	.254	2...	H1-1b
182	M369	PL3/8x1	.091	0	8	.010	0	y	3	10406...	12150	.092	.254	2...	H1-1b
183	M325	PL3/8x5/8	.091	0	7	.004	0	y	3	7361.8...	7581.6	.059	.1	2...	H1-1b
184	M385	PL3/8x5/8	.090	0	8	.004	0	y	4	7361.8...	7581.6	.059	.1	2...	H1-1b
185	M235	PL3/8x5/8	.090	0	8	.003	.343	y	10	7361.8...	7581.6	.059	.1	2...	H1-1b
186	M210	PL3/8x1	.088	0	6	.008	0	y	1	10406...	12150	.092	.254	2...	H1-1b
187	M288	PL3/8x1	.086	0	1	.013	.46	y	4	8848.3...	12150	.092	.254	2...	H1-1b
188	M348	PL3/8x1	.084	0	2	.014	.46	y	2	8848.3...	12150	.092	.254	2...	H1-1b
189	M413A	PIPE_1.5	.084	4.033	3	.033	3.821		3	17366...	23593.5	1.105	1.105	1...	H1-1b
190	M408	PL3/8x1	.081	0	3	.013	1.028	y	3	8848.3...	12150	.092	.254	2...	H1-1b
191	M228C	PL3/8x1	.078	0	1	.013	.46	y	1	8848.3...	12150	.092	.254	2...	H1-1b
192	M378	PL3/8x7/8	.078	.494	7	.019	0	y	3	9967.3...	10627.2	.084	.194	2...	H1-1b
193	M318	PL3/8x7/8	.078	.494	6	.019	0	y	2	9967.3...	10627.2	.084	.194	2...	H1-1b
194	M250	PL3/8x1	.078	0	6	.011	0	y	1	10680...	12150	.092	.254	2...	H1-1b
195	M310A	PL3/8x1	.078	0	5	.012	0	y	2	10680...	12150	.092	.254	2...	H1-1b

Envelope AISC 14th(360-10): LRFD Steel Code Checks (Continued)

	Member	Shape	Code Check	Loc...	LC	Shear Check	Loc[ft]	Dir	LC	phi*Pn...	phi*Pn...	phi*Mn...	phi*Mn.....		Eqn
196	M370	PL3/8x1	.077	0	8	.012	0	y	3	10680....	12150	.092	.254	2...	H1-1b
197	M258A	PL3/8x7/8	.076	.494	5	.018	0	y	1	9967.3...	10627.2	.084	.194	2...	H1-1b
198	M211A	PL3/8x1	.075	0	6	.009	0	y	1	10680....	12150	.092	.254	2...	H1-1b
199	M228A	PL3/8x7/8	.074	.494	5	.010	0	y	1	9967.3...	10627.2	.084	.194	2...	H1-1b
200	M418	PIPE_1.5	.063	0	4	.031	3.821		1	17366....	23593.5	1.105	1.105	1...	H1-1b
201	M256A	PL3/8x7/8	.063	0	5	.017	0	y	1	9674.8...	10627.2	.084	.194	2...	H1-1b*
202	M316A	PL3/8x7/8	.063	0	6	.018	0	y	2	9674.8...	10627.2	.084	.194	2...	H1-1b*
203	M376	PL3/8x7/8	.063	0	6	.019	0	y	3	9674.8...	10627.2	.084	.194	2...	H1-1b*
204	M226A	PL3/8x7/8	.062	0	7	.012	0	y	1	9674.8...	10627.2	.084	.194	2...	H1-1b*
205	M379	PL3/8x3/4	.058	.621	7	.008	.621	y	2	8110.6...	9104.4	.069	.143	1...	H1-1b
206	M229A	PL3/8x3/4	.058	0	5	.009	.621	y	2	8110.6...	9104.4	.069	.143	1...	H1-1b
207	M319	PL3/8x3/4	.058	0	6	.005	.621	y	3	8110.6...	9104.4	.069	.143	1...	H1-1b
208	M259A	PL3/8x3/4	.058	.621	5	.008	.621	y	3	8110.6...	9104.4	.069	.143	1...	H1-1b
209	M253	PL3/8x1	.058	0	5	.014	0	y	1	8907.7...	12150	.092	.254	2...	H1-1b
210	M313A	PL3/8x1	.058	0	6	.013	0	y	2	8907.7...	12150	.092	.254	2...	H1-1b
211	M373	PL3/8x1	.057	0	7	.012	0	y	3	8907.7...	12150	.092	.254	2...	H1-1b
212	M223A	PL3/8x1	.055	0	7	.006	0	y	1	8907.7...	12150	.092	.254	2...	H1-1b
213	M254	PL3/8x1	.053	0	5	.012	0	y	1	10400....	12150	.092	.254	2...	H1-1b*
214	M314A	PL3/8x1	.053	0	6	.012	0	y	2	10400....	12150	.092	.254	2...	H1-1b*
215	M374	PL3/8x1	.053	0	6	.013	0	y	3	10400....	12150	.092	.254	2...	H1-1b*
216	M224A	PL3/8x1	.053	0	7	.009	0	y	1	10400....	12150	.092	.254	2...	H1-1b*
217	M377	PL3/8x7/8	.052	.746	7	.007	.746	y	2	9182.1...	10627.2	.084	.194	2...	H1-1b
218	M227A	PL3/8x7/8	.052	.746	5	.008	.746	y	1	9182.1...	10627.2	.084	.194	2...	H1-1b
219	M257A	PL3/8x7/8	.052	.746	5	.006	.746	y	4	9182.1...	10627.2	.084	.194	2...	H1-1b
220	M317	PL3/8x7/8	.052	.746	6	.004	.746	y	4	9182.1...	10627.2	.084	.194	2...	H1-1b
221	M255	PL3/8x1	.049	.887	5	.008	.887	y	1	9592.9...	12150	.092	.254	2...	H1-1b
222	M315A	PL3/8x1	.048	.887	8	.007	.887	y	2	9592.9...	12150	.092	.254	2...	H1-1b
223	M375	PL3/8x1	.048	.887	7	.007	.887	y	2	9592.9...	12150	.092	.254	2...	H1-1b
224	M225A	PL3/8x1	.047	.887	7	.007	.887	y	1	9592.9...	12150	.092	.254	2...	H1-1b
225	M372	PL3/8x1	.005	0	4	.001	0	y	4	9754.3...	12150	.092	.254	2...	H1-1b
226	M222A	PL3/8x1	.005	0	4	.001	0	y	4	9754.3...	12150	.092	.254	2...	H1-1b
227	M312A	PL3/8x1	.005	0	4	.001	0	y	4	9754.3...	12150	.092	.254	2...	H1-1b
228	M252	PL3/8x1	.005	0	4	.001	.855	y	4	9754.3...	12150	.092	.254	2...	H1-1b
229	M282	PL3/8x1	.001	.872	7	.000	.872	y	7	9667.4...	12150	.092	.254	2...	H1-1b
230	M402	PL3/8x1	.001	.872	8	.000	.872	y	8	9667.4...	12150	.092	.254	2...	H1-1b
231	M225B	PL3/8x1	.001	.872	8	.000	.872	y	8	9667.4...	12150	.092	.254	2...	H1-1b
232	M342	PL3/8x1	.001	.872	7	.000	.872	y	7	9667.4...	12150	.092	.254	2...	H1-1b
233	M215A	PL3/8x1	.001	0	7	.000	0	y	8	9300.4...	12150	.092	.254	1...	H1-1b
234	M311A	PL3/8x1	.001	0	8	.000	0	y	8	9300.4...	12150	.092	.254	1...	H1-1b
235	M251	PL3/8x1	.001	0	8	.000	0	y	8	9300.4...	12150	.092	.254	1...	H1-1b
236	M371	PL3/8x1	.001	0	7	.000	0	y	8	9300.4...	12150	.092	.254	1...	H1-1b
237	M277	PL3/8x4	.001	.874	7	.000	.874	y	4	39445....	48600	.38	4.05	2...	H1-1b
238	M397	PL3/8x4	.001	.874	8	.000	.874	y	4	39445....	48600	.38	4.05	2...	H1-1b
239	M220A	PL3/8x4	.001	.874	8	.000	.874	y	4	39445....	48600	.38	4.05	2...	H1-1b
240	M337	PL3/8x4	.001	.874	7	.000	.874	y	4	39445....	48600	.38	4.05	2...	H1-1b

Tower Engineering Solutions	Collar Mount Calculations		Date	
			7/25/2022	
	Customer:	SBA	TIA Standard:	ANSI/TIA-222-G
	Carrier:	TMO	Mount Elev. [ft]:	117
	Site Name:	Johnson	Engineer Name:	A. Weissenberger
	Site Number:	CT13613	TES Project #:	132117

NOTE: The results for all load combinations are presented in the Results Summary Table.

Collar # =	1	
RISA Joint Label =	N314	
Load Combination # =	1	
Collar Configuration # =	3	
Applied Axial Force, Fx =	-8.985	[Kips]
Applied Moment, M_{UY} =	1.396	[Kip-Ft]
Applied Moment, M_{UZ} =	0.054	[Kip-Ft]
Collar Height, H=	11	[Inches]
# of Rows of Thread Rod, nrows =	3	
Diameter of Thread Rod, db =	0.625	[Inches]
Thread Rod Vert. Spacing, Sv =	3	[Inches]
Thread Rod Horiz. Spacing, Sh =	22	[Inches]
Thread Rod Fy =	36	[KSI]
Thread Rod Fu =	58	[KSI]
Thread Rod Pretension, Fp =	6.136	[K/bolt]
Fpx =	4.339	[K/bolt]
ϕ =	1.0	

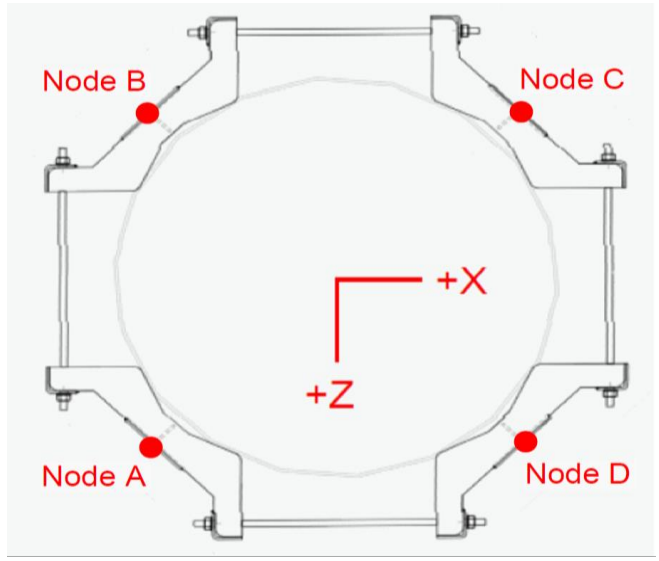

Typical Collar Mount Configuration

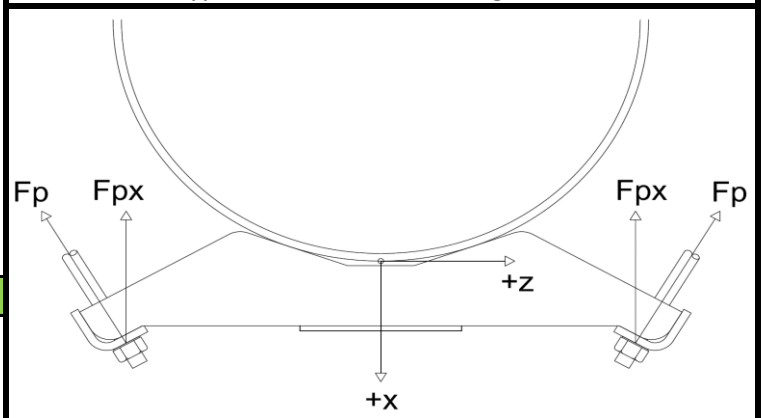

Local Coordinates

Check Sliding:

$$\varphi Rns = (2 \cdot nrows \cdot Fpx - T) \cdot \mu$$

Applied Tension, T =	8.985	
Coefficient of Friction, μ =	0.30	
Applied Vertical Shear, Vy =	0.036	[Kips]
ϕRns =	5.114	
Max Usage (Vy/ϕRns):	0.7%	PASS

Check Rotation:

$$\varphi Mny = (2 \cdot nrows \cdot Fpx + Fx) \cdot (Sh/4)$$

Applied Moment, M_{UY} =	1.396	[Kip-Ft]
ϕMny =	7.813	[Kip-Ft]
Max Usage (Muy/ϕMny):	17.9%	PASS

Check Tilting:

$$\varphi Mnz = \sum_{i=1}^{nrows} (2 \cdot Fpx \cdot y_i) - \left(\frac{T \cdot H}{2}\right)$$

Applied Moment, M_{UZ} =	0.054	
ϕMnz =	7.813	
Max Usage (Muz/ϕMnz):	0.7%	PASS

Check Interaction:

$$\sqrt{\left(\frac{Vy}{\varphi Rns}\right)^2 + \left(\frac{Muy}{\varphi Mny}\right)^2 + \left(\frac{Muz}{\varphi Mnz}\right)^2} \leq 1$$

Interaction Check:	17.9%	PASS

Tower Engineering Solutions	Collar Mount Calculations			Date
				7/25/2022
	Customer:	SBA	TIA Standard:	ANSI/TIA-222-G
	Carrier:	TMO	Mount Elev. [ft]:	117
	Site Name:	Johnson	Engineer Name:	A. Weissenberger
	Site Number:	CT13613	TES Project #:	132117

Results Summary Table

Collar #	Joint Label	Load Combo #	Tension [K]	Muy [K-Ft]	Muz [K-Ft]	Sliding Check	Rotation Check	Tilting Check	Interaction Check
1	N250B	1	0.0000	0.0276	0.1923	3.9%	0.2%	1.6%	4.2%
1	N271B	1	0.0000	1.3768	0.2165	4.5%	10.1%	1.8%	11.2%
1	N314	1	8.9852	1.3963	0.0535	0.7%	17.9%	0.7%	17.9%
1	N357	1	8.5433	0.2826	0.0400	1.1%	3.5%	0.5%	3.7%
1	N250B	2	8.7375	0.0318	0.0338	1.4%	0.4%	0.4%	1.5%
1	N271B	2	9.0247	1.3798	0.0579	0.5%	17.7%	0.7%	17.7%
1	N314	2	0.0000	1.3783	0.2121	4.4%	10.1%	1.8%	11.1%
1	N357	2	0.0000	0.2654	0.1974	4.1%	2.0%	1.7%	4.8%
1	N250B	3	0.0000	0.0746	0.1925	4.0%	0.6%	1.6%	4.4%
1	N271B	3	8.1721	0.1007	0.0304	1.3%	1.2%	0.4%	1.8%
1	N314	3	8.4807	1.1200	0.0426	0.9%	13.9%	0.5%	14.0%
1	N357	3	0.0000	1.3377	0.1984	4.1%	9.9%	1.7%	10.9%
1	N250B	4	8.1896	0.0868	0.0344	1.1%	1.1%	0.4%	1.6%
1	N271B	4	0.0000	0.0974	0.1883	3.9%	0.7%	1.6%	4.3%
1	N314	4	0.0000	1.1165	0.2008	4.2%	8.3%	1.7%	9.5%
1	N357	4	8.6268	1.3485	0.0398	1.1%	16.9%	0.5%	16.9%
1	N250B	5	5.3354	0.0499	0.2548	9.0%	0.5%	2.7%	9.4%
1	N271B	5	5.2830	0.3340	0.2598	9.1%	3.5%	2.7%	10.1%
1	N314	5	8.8385	0.3333	0.1866	9.4%	4.2%	2.4%	10.6%
1	N357	5	8.7609	0.0048	0.1883	9.4%	0.1%	2.4%	9.7%
1	N250B	6	8.7959	0.0681	0.1899	9.5%	0.9%	2.4%	9.8%
1	N271B	6	8.8485	0.3161	0.1849	9.4%	4.0%	2.3%	10.5%
1	N314	6	5.2928	0.3144	0.2588	9.1%	3.3%	2.7%	10.1%
1	N357	6	5.3706	0.0245	0.2557	9.1%	0.3%	2.7%	9.5%
1	N250B	7	5.4277	0.0586	0.2554	9.1%	0.6%	2.7%	9.5%
1	N271B	7	8.6977	0.0528	0.1901	9.4%	0.7%	2.4%	9.8%
1	N314	7	8.7560	0.2691	0.1874	9.4%	3.4%	2.4%	10.3%
1	N357	7	5.3485	0.3097	0.2563	9.1%	3.3%	2.7%	10.0%
1	N250B	8	8.7035	0.0401	0.1886	9.4%	0.5%	2.4%	9.7%
1	N271B	8	5.4337	0.0346	0.2538	9.1%	0.4%	2.7%	9.5%
1	N314	8	5.3751	0.2872	0.2565	9.1%	3.0%	2.7%	10.0%
1	N357	8	8.7835	0.3285	0.1884	9.4%	4.2%	2.4%	10.6%
1	N250B	9	6.4288	0.0120	0.0272	2.3%	0.1%	0.3%	2.3%
1	N271B	9	1.2184	0.0793	0.1207	3.3%	0.7%	1.1%	3.6%
1	N314	9	2.2322	0.1394	0.0773	2.5%	1.3%	0.7%	2.9%
1	N357	9	2.2745	0.0880	0.0971	3.1%	0.8%	0.9%	3.3%
1	N250B	10	3.8622	0.0556	0.1001	3.7%	0.5%	1.0%	3.9%
1	N271B	10	3.8357	0.0914	0.1022	3.7%	0.9%	1.0%	4.0%
1	N314	10	2.3400	0.1128	0.0795	2.6%	1.0%	0.7%	2.9%
1	N357	10	2.2988	0.0599	0.0801	2.6%	0.6%	0.7%	2.8%
1	N250B	11	3.0617	0.0034	0.0917	3.2%	0.0%	0.9%	3.3%
1	N271B	11	3.0617	0.0034	0.0917	3.2%	0.0%	0.9%	3.3%

	Collar Mount Calculations		Date
			7/25/2022
Customer:	SBA	TIA Standard:	ANSI/TIA-222-G
Carrier:	TMO	Mount Elev. [ft]:	117
Site Name:	Johnson	Engineer Name:	A. Weissenberger
Site Number:	CT13613	TES Project #:	132117

Results Summary Table (Continued)

Collar #	Joint Label	Load Combo #	Tension [K]	Muy [K-Ft]	Muz [K-Ft]	Sliding Check	Rotation Check	Tilting Check	Interaction Check
1	N314	11	3.0615	0.0034	0.0917	3.2%	0.0%	0.9%	3.3%
1	N357	11	3.0617	0.0034	0.0917	3.2%	0.0%	0.9%	3.3%

Exhibit 9

Power Density/RF Emissions Report

Fox Hill Telecom

Radio Frequency Emissions Analysis Report

T-Mobile

Site ID: CTNH549B

SBA Johnson
382 Colebrook River Road
Colebrook, CT 06098

August 16, 2022

Fox Hill Telecom Project Number: 221585

Site Compliance Summary	
Compliance Status:	**COMPLIANT**
Site total MPE% of FCC general population allowable limit:	**27.98 %**

Fox Hill Telecom

August 16, 2022

T-MOBILE
Attn: RF Manager
35 Griffin Road South
Bloomfield, CT 06009

Emissions Analysis for Site: **CTNH549B – SBA Johnson**

Fox Hill Telecom, Inc ("Fox Hill") was directed to analyze the proposed upgrades to the T-MOBILE facility located at **382 Colebrook River Road, Colebrook, CT**, for the purpose of determining whether the emissions from the Proposed T-MOBILE Antenna Installation located on this property are within specified federal limits.

All information used in this report was analyzed as a percentage of current Maximum Permissible Exposure (% MPE) as listed in the FCC OET Bulletin 65 Edition 97-01and ANSI/IEEE Std C95.1. The FCC regulates Maximum Permissible Exposure in units of microwatts per square centimeter (μW/cm2). The number of $\mu W/cm^2$ calculated at each sample point is called the power density. The exposure limit for power density varies depending upon the frequencies being utilized. Wireless Carriers and Paging Services use different frequency bands each with different exposure limits, therefore it is necessary to report results and limits in terms of percent MPE rather than power density.

All results were compared to the FCC (Federal Communications Commission) radio frequency exposure rules, 47 CFR 1.1307(b)(1) – (b)(3), to determine compliance with the Maximum Permissible Exposure (MPE) limits for General Population/Uncontrolled environments as defined below.

General population/uncontrolled exposure limits apply to situations in which the general population may be exposed or in which persons who are exposed as a consequence of their employment may not be made fully aware of the potential for exposure or cannot exercise control over their exposure. Therefore, members of the general population would always be considered under this category when exposure is not employment related, for example, in the case of a telecommunications tower that exposes persons in a nearby residential area.

General population exposure to radio frequencies is regulated and enforced in units of microwatts per square centimeter ($\mu W/cm^2$). The general population exposure limits for the 600 MHz & 700 MHz bands are approximately 400 $\mu W/cm^2$ and 467 $\mu W/cm^2$ respectively. The general population exposure limit for the 1900 MHz (PCS), 2100 MHz (AWS) and 2500 MHz (BRS) bands is 1000 $\mu W/cm^2$. Because each carrier will be using different frequency bands, and each frequency band has different exposure limits, it is necessary to report percent of MPE rather than power density.

Occupational/controlled exposure limits apply to situations in which persons are exposed as a consequence of their employment and in which those persons who are exposed have been made fully aware of the potential for exposure and can exercise control over their exposure. Occupational/controlled exposure limits also apply where exposure is of a transient nature as a result of incidental passage through a location where exposure levels may be above general population/uncontrolled limits (see below), as long as the exposed person has been made fully aware of the potential for exposure and can exercise control over his or her exposure by leaving the area or by some other appropriate means.

Additional details can be found in FCC OET 65.

CALCULATIONS

Calculations were performed for the proposed upgrades to the T-MOBILE antenna facility located at **382 Colebrook River Road, Colebrook, CT**, using the equipment information listed below. All calculations were performed per the specifications under FCC OET 65. Since T-MOBILE is proposing highly focused directional panel antennas, which project most of the emitted energy out toward the horizon, all calculations were performed assuming a lobe representing the maximum gain of the antenna per the antenna manufactures supplied specifications, minus 10 dB for directional panel antennas, was focused at the base of the tower. For this report the sample point is the top of a 6-foot person standing at the base of the tower.

Per FCC OET Bulletin No. 65 - Edition 97-01 recommendations to achieve the maximum anticipated value at each sample point, all power levels emitting from the proposed antenna installation are increased by a factor of 2.56 to account for possible in-phase reflections from the surrounding environment. All power values expressed and analyzed are maximum power levels expected to be used on all radios.

All emissions values for additional carriers were taken from the Connecticut Siting Council (CSC) active MPE database. Values in this database are provided by the individual carriers themselves

For each sector the following channel counts, frequency bands and power levels were utilized as shown in *Table 1*:

Technology	Frequency Band	Channel Count	Transmit Power per Channel (W)
LTE / 5G NR	600 MHz	2	40
LTE	700 MHz	2	20
LTE	1900 MHz (PCS)	4	40
GSM	1900 MHz (PCS)	1	15
LTE	2100 MHz (AWS)	4	40
LTE / 5G NR	2500 MHz (BRS)	8	20

Table 1: Channel Data Table

The following antennas listed in *Table 2* were used in the modeling for transmission in the 600 MHz, 700 MHz, 1900 MHz (PCS), 2100 MHz (AWS) and 2500 MHz (BRS) frequency bands. This is based on feedback from the carrier with regards to anticipated antenna selection. Maximum gain values for all antennas are listed in the Inventory and Power Data table below. The maximum gain of the antenna per the antenna manufactures supplied specifications, minus 10 dB for directional panel antennas, was used for all calculations. This value is a very conservative estimate as gain reductions for these particular antennas are typically much higher in this direction.

Sector	Antenna Number	Antenna Make / Model	Antenna Centerline (ft)
A	1	RFS APXVAALL24_43-U-NA20	117
A	2	Commscope VV-65B-R1	117
A	3	Ericsson AIR6419 B41	117
B	1	RFS APXVAALL24_43-U-NA20	117
B	2	Commscope VV-65B-R1	117
B	3	Ericsson AIR6419 B41	117
C	1	RFS APXVAALL24_43-U-NA20	117
C	2	Commscope VV-65B-R1	117
C	3	Ericsson AIR6419 B41	117
D	1	RFS APXVAALL24_43-U-NA20	117
D	2	Commscope VV-65B-R1	117
D	3	Ericsson AIR6419 B41	117

Table 2: Antenna Data

All calculations were done with respect to uncontrolled / general population threshold limits.

RESULTS

Per the calculations completed for the proposed T-MOBILE configurations *Table 3* shows resulting emissions power levels and percentages of the FCC's allowable general population limit.

Antenna ID	Antenna Make / Model	Frequency Bands	Antenna Gain (dBd)	Channel Count	Total TX Power (W)	ERP (W)	MPE %
Antenna A1	RFS APXVAALL24_43-U-NA20	600 MHz / 700 MHz	13.65 / 13.85	4	120	2,824.56	1.96
Antenna A2	Commscope VV-65B-R1	1900 MHz (PCS) / 2100 MHz (AWS)	16.55 / 16.85	9	335	15,654.24	4.57
Antenna A3	Ericsson AIR6419 B41	2500 MHz (BRS)	21.5	8	160	22,600.60	6.59
						Sector A Composite MPE%	**13.12**
Antenna B1	RFS APXVAALL24_43-U-NA20	600 MHz / 700 MHz	13.65 / 13.85	4	120	2,824.56	1.96
Antenna B2	Commscope VV-65B-R1	1900 MHz (PCS) / 2100 MHz (AWS)	16.55 / 16.85	9	335	15,654.24	4.57
Antenna B3	Ericsson AIR6419 B41	2500 MHz (BRS)	21.5	8	160	22,600.60	6.59
						Sector B Composite MPE%	**13.12**
Antenna C1	RFS APXVAALL24_43-U-NA20	600 MHz / 700 MHz	13.65 / 13.85	4	120	2,824.56	1.96
Antenna C2	Commscope VV-65B-R1	1900 MHz (PCS) / 2100 MHz (AWS)	16.55 / 16.85	9	335	15,654.24	4.57
Antenna C3	Ericsson AIR6419 B41	2500 MHz (BRS)	21.5	8	160	22,600.60	6.59
						Sector C Composite MPE%	**13.12**
Antenna D1	RFS APXVAALL24_43-U-NA20	600 MHz / 700 MHz	13.65 / 13.85	0	0	0	0
Antenna D2	Commscope VV-65B-R1	1900 MHz (PCS) / 2100 MHz (AWS)	16.55 / 16.85	0	0	0	0
Antenna D3	Ericsson AIR6419 B41	2500 MHz (BRS)	21.5	0	0	0	0
						Sector D Composite MPE%	**13.12**

Table 3: T-MOBILE Emissions Levels

The Following table (*table 4*) shows all additional carriers on site and their MPE% as recorded in the CSC active MPE database for this facility along with the newly calculated maximum T-MOBILE MPE contributions per this report. FCC OET 65 specifies that for carriers utilizing directional antennas that the highest recorded sector value be used for composite site MPE values due to their greatly reduced emissions contributions in the directions of the adjacent sectors. For this site, all four sectors have the same configuration yielding the same results on all four sectors. *Table 5* below shows a summary for each T-MOBILE Sector as well as the composite MPE value for the site.

Site Composite MPE%	
Carrier	**MPE%**
T-MOBILE – Max Per Sector Value	**13.12 %**
Nextel	0.38 %
AT&T	5.33 %
Verizon Wireless	9.15 %
Site Total MPE %:	**27.98 %**

Table 4: All Carrier MPE Contributions

T-MOBILE Sector A Total:	13.12 %
T-MOBILE Sector B Total:	13.12 %
T-MOBILE Sector C Total:	13.12 %
T-MOBILE Sector D Total:	13.12 %
Site Total:	27.98 %

Table 5: Site MPE Summary

FCC OET 65 specifies that for carriers utilizing directional antennas that the highest recorded sector value be used for composite site MPE values due to their greatly reduced emissions contributions in the directions of the adjacent sectors. *Table 6* below details a breakdown by frequency band and technology for the MPE power values for the maximum calculated T-MOBILE sector(s). For this site, all four sectors have the same configuration yielding the same results on all four sectors.

T-MOBILE _ Frequency Band / Technology Max Power Values (Per Sector)	# Channels	Watts ERP (Per Channel)	Height (feet)	Total Power Density ($\mu W/cm^2$)	Frequency (MHz)	Allowable MPE ($\mu W/cm^2$)	Calculated % MPE
T-Mobile 600 MHz LTE / 5G NR	2	926.96	117	5.41	600 MHz	400	1.35%
T-Mobile 700 MHz LTE	2	485.32	117	2.83	700 MHz	467	0.61%
T-Mobile 1900 MHz (PCS) LTE	4	1,807.42	117	21.10	1900 MHz (PCS)	1000	2.11%
T-Mobile 1900 MHz (PCS) GSM	1	677.78	117	1.98	1900 MHz (PCS)	1000	0.20%
T-Mobile 2100 MHz (AWS) LTE	4	1,936.69	117	22.60	2100 MHz (AWS)	1000	2.26%
T-Mobile 2500 MHz (BRS) LTE / 5G NR	8	2,825.08	117	65.94	2500 MHz (BRS)	1000	6.59%
						Total:	**13.12 %**

Table 6: T-MOBILE Maximum Sector MPE Power Values

Summary

All calculations performed for this analysis yielded results that were **within** the allowable limits for general population exposure to RF Emissions.

The anticipated maximum composite contributions from the T-MOBILE facility as well as the site composite emissions value with regards to compliance with FCC's allowable limits for general population exposure to RF Emissions are shown here:

T-MOBILE Sector	Power Density Value (%)
Sector A:	13.12 %
Sector B:	13.12 %
Sector C:	13.12 %
Sector D:	13.12 %
T-MOBILE Maximum Total (per sector):	13.12 %
Site Total:	27.98 %
Site Compliance Status:	**COMPLIANT**

The anticipated composite MPE value for this site assuming all carriers present is **27.98 %** of the allowable FCC established general population limit sampled at the ground level. This is based upon values listed in the Connecticut Siting Council database for existing carrier emissions.

FCC guidelines state that if a site is found to be out of compliance (over allowable thresholds), that carriers over a 5% contribution to the composite value will require measures to bring the site into compliance. For this facility, the composite values calculated were well within the allowable 100% threshold standard per the federal government.

Scott Heffernan
Principal RF Engineer
Fox Hill Telecom, Inc
Holden, MA 01520
(978)660-3998