



10 INDUSTRIAL AVE,  
SUITE 3  
MAHWAH NJ 07430

PHONE: 201.684.0055  
FAX: 201.684.0066

November 18, 2022

Melanie A. Bachman  
Executive Director  
Connecticut Siting Council  
10 Franklin Square  
New Britain, CT 06051

T-Mobile Northeast LLC – CTHA255A  
Tower Share Application  
58 Chestnut Hill Road, Colchester, CT 06415  
Latitude- 41.5689444  
Longitude- -72.3037

Dear Ms. Bachman,

This letter and attachments are submitted on behalf of T-Mobile Northeast LLC (“T-Mobile”). T-Mobile plans to install antennas and related equipment at the tower site located at 58 Chestnut Hill Road, Colchester, Connecticut.

T-Mobile will install nine (9) 600/700/1900/2100/2500/5G MHz antennas and six (6) RRUs at the 167’ level of the existing 190’ monopole tower. Three (3) Hybrid cables will also be installed. T-Mobile’s equipment cabinets will be placed on an existing 10’ x 15’ concrete pad within the existing ground facility. Included are plans by NB+C Engineering (American Tower), dated August 25, 2022, depicting the planned changes and attached as **Exhibit A**. Also included is a structural analysis prepared by American Tower, dated August 26, 2022, confirming that the existing tower is structurally capable of supporting the proposed equipment. This is attached and detailed in **Exhibit B**.

Please accept this letter as notification pursuant to Regulations of Connecticut State Agencies 16-50aa, of T-Mobile’s intent to share a telecommunications facility pursuant to R.C.S.A. 16-50j-88. In accordance with R.C.S.A., a copy of this letter is being sent to Andreas Bisbikos, First Selectman of Colchester, Ariel Lago, Zoning Enforcement Officer, as well as the tower owner, American Tower, and the property owner, Colchester Realty LLC. Please see the attached letter from American Tower authorizing the proposed shared use of this facility attached as **Exhibit C**.

The planned modifications of the facility fall squarely within those activities explicitly provided for in R.C.S.A. 16-50j-89.

1. The proposed modification will not result in an increase in the height of the existing structure. The top of the monopole is at 190’; T-Mobile’s proposed antennas will be located at a center line height of 167’.
2. The proposed modifications will not result in the increase of the site boundary as depicted on the attached site plan.

3. The proposed modifications will not increase noise levels at the facility by six decibels or more, or to levels that exceed local and state criteria. T-Mobile's plans include the installation of an emergency back-up generator; noise associated with this installation is exempt from State and local noise standards. The incremental effect of the proposed changes will be negligible.
4. The operation of the proposed antennas will not increase radio frequency emissions at the facility to a level at or above the Federal Communications Commission safety standard. As indicated in the attached power density calculations, the combined site operations will result in a total power density of 41.09%, as evidenced by **Exhibit D**.

Connecticut General Statutes 16-50aa indicates that the Council must approve the shared use of a telecommunications facility provided it finds the shared use is technically, legally, environmentally, and economically feasible and meets public safety concerns. As demonstrated in this letter, T-Mobile respectfully submits that the shared use of this facility satisfies these criteria.

- A. Technical Feasibility. The existing monopole has been deemed structurally capable of supporting T-Mobile's proposed loading, with the tower modifications/reinforcements as detailed in the structural analysis. The structural analysis is included as **Exhibit B**.
- B. Legal Feasibility. As referenced above, C.G.S. 16-50aa has been authorized to issue orders approving the shared use of an existing tower such as this monopole in Colchester. Under the authority granted to the Council, an order of the Council approving the requested shared use would permit T-Mobile to obtain a building permit for the proposed installation. Further, a Letter of Authorization is included as **Exhibit C**, authorizing T-Mobile to file this application for shared use.
- C. Environmental Feasibility. The proposed shared use of this facility would have minimal environmental impact. The installation of T-Mobile equipment at the 167' level of the existing 190' tower would have an insignificant visual impact on the area around the tower. T-Mobile's ground equipment would be installed within the existing facility compound. T-Mobile's shared use would therefore not cause any significant alteration in the physical or environmental characteristics of the existing site. Additionally, as evidenced by **Exhibit D**, the proposed antennas would not increase radio frequency emissions to a level at or above the Federal Communications Commission safety standard.
- D. Economic Feasibility. T-Mobile will be entering into an agreement with the owner of this facility to mutually agreeable terms. As previously mentioned, the Letter of Authorization has been provided by the owner to assist T-Mobile with this tower sharing application.
- E. Public Safety Concerns. As discussed above, the monopole is structurally capable of supporting T-Mobile's proposed loading. T-Mobile is not aware of any public safety concerns relative to the proposed sharing of the existing monopole. T-Mobile's intentions of providing new and improved wireless service through the shared use of this facility is expected to enhance the safety and welfare of local residents and individuals traveling through Colchester and nearby the facility.

Sincerely,

*Eric Breun*

Eric Breun  
Transcend Wireless  
1 International Blvd., Suite 400  
Mahwah, New Jersey 07495  
ebreun@transcendwireless.com  
201-658-7728

CC: Andreas Bisbikos – First Selectman  
Ariel Lago – Zoning Enforcement Officer  
Colchester Realty LLC - Property Owner  
American Tower – Tower Owner

ERIC BREUN  
2016587728  
1 INTERNATIONAL BLVD.  
MAHWAH NJ 07495

1 LBS

1 OF 1

**SHIP TO:**  
ZEO  
ARTEL LAGO  
127 NORWICH AVENUE  
COLCHESTER CENTER CT 06415




**CT 063 0-01**



**UPS GROUND**

TRACKING #: 1Z V25 742 03 9392 3947



BILLING: P/P

Reference #1: CTHA255A

XOL 22.11.01 NV49-45.0A 10/2022\*



TM

ERIC BREUN  
2016587728  
1 INTERNATIONAL BLVD.  
MAHWAH NJ 07495


1 LBS

1 OF 1

**SHIP TO:**  
FIRST SELECTMAN  
ANDREAS BISBIKOS  
127 NORWICH AVENUE  
COLCHESTER CENTER CT 06415




**CT 063 0-01**



**UPS GROUND**

TRACKING #: 1Z V25 742 03 9054 5932



BILLING: P/P

Reference #1: CTHA255A

XOL 22.11.01 NV49-45.0A 10/2022\*



TM

ERIC BREUN  
2016587728  
1 INTERNATIONAL BLVD.  
MAHWAH NJ 07495

1 LBS

1 OF 1

**SHIP TO:**  
AMERICAN TOWER CORPORATION  
10 PRESIDENTIAL WAY  
WOBURN MA 01801




**MA 018 9-04**



**UPS GROUND**

TRACKING #: 1Z V25 742 03 9949 9619



BILLING: P/P

Reference #1: CTHA255A

XOL 22.11.01 NV15 45.0A 10/2022\*



TM

ERIC BREUN  
2016587728  
1 INTERNATIONAL BLVD.  
MAHWAH NJ 07495

1 LBS

1 OF 1

**SHIP TO:**  
COLCHESTER REALTY LLC  
2 CENTRAL AVENUE  
NEW HARTFORD CT 06057



**CT 067 9-02**



**UPS GROUND**

TRACKING #: 1Z V25 742 03 9350 5952



BILLING: P/P

Reference #1: CTHA255A

XOL 22.11.01 NV15 45.0A 10/2022\*



TM

**Hello, your package has been delivered.**

**Delivery Date:** Wednesday, 11/02/2022

**Delivery Time:** 12:11 PM

**Signed by:** FURMAN

## TRANSCEND WIRELESS

**Tracking Number:** [1ZV257420390545932](#)

**Ship To:** ANDREAS BISBIKOS  
127 NORWICH AVENUE  
COLCHESTER CENTER, CT 06415  
US

**Number of Packages:** 1

**UPS Service:** UPS Ground

**Package Weight:** 1.0 LBS

**Reference Number:** CTHA255A

**Hello, your package has been delivered.**

**Delivery Date:** Wednesday, 11/02/2022

**Delivery Time:** 12:11 PM

**Signed by:** LAGO

## TRANSCEND WIRELESS

**Tracking Number:** [1ZV257420393923947](#)

**Ship To:** ARIEL LAGO  
127 NORWICH AVENUE  
COLCHESTER CENTER, CT 06415  
US

**Number of Packages:** 1

**UPS Service:** UPS Ground

**Package Weight:** 1.0 LBS

**Reference Number:** CTHA255A

**Hello, your package has been delivered.**

**Delivery Date:** Wednesday, 11/02/2022

**Delivery Time:** 11:47 AM

**Signed by:** LONG

**TRANSCEND WIRELESS**

**Tracking Number:** [1ZV257420399499619](#)

**Ship To:** AMERICAN TOWER CORPORATION  
10 PRESIDENTIAL WAY  
WOBURN, MA 01801  
US

**Number of Packages:** 1

**UPS Service:** UPS Ground

**Package Weight:** 1.0 LBS

**Reference Number:** [CTHA255A](#)

**Hello, your package has been delivered.**

**Delivery Date:** Wednesday, 11/02/2022

**Delivery Time:** 11:08 AM

**Signed by:** FRONT

**TRANSCEND WIRELESS**

**Tracking Number:** [1ZV257420393505952](#)

**Ship To:** COLCHESTER REALTY LLC  
2 CENTRAL AVENUE  
NEW HARTFORD, CT 06057  
US

**Number of Packages:** 1

**UPS Service:** UPS Ground

**Package Weight:** 1.0 LBS

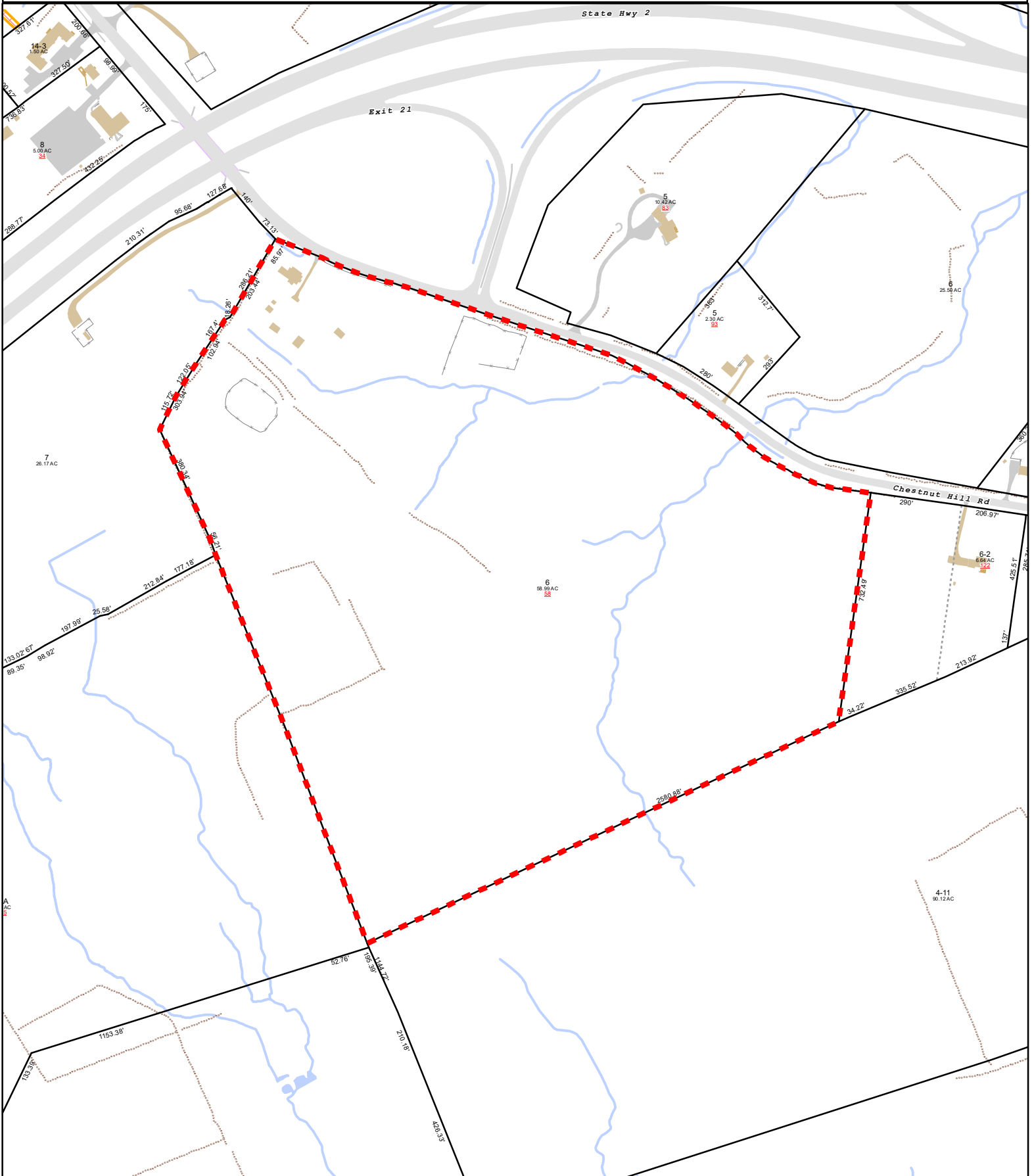
**Reference Number:** [CTHA255A](#)



# Town of Colchester, Connecticut - Assessment Parcel Map

Parcel: 4W-01-006-000

Address: 58 CHESTNUT HILL RD



Approximate Scale: 1 inch = 400 feet  
0 210 420 630 840 Feet

Map Produced: April 2022 / Grand List: 2021

Disclaimer: This map is for informational purposes only. All information is subject to verification by any user. The Town of Colchester and its mapping contractors assume no legal responsibility for the information contained herein.



# Town of Colchester, CT

Property Report

Map Block Lot

4W-01/006-000

PID 889

Building # 1

Section # 1

Account

C0059500

## Property Information

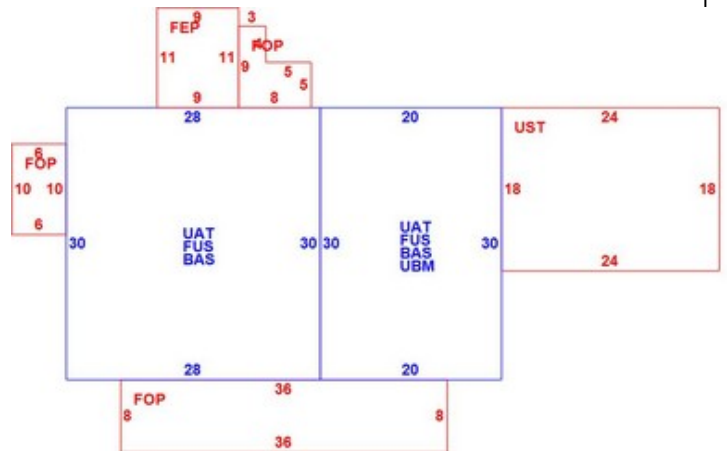
Property Location	58 CHESTNUT HILL RD
Owner	CLARK WALTER J TTEE +
Co-Owner	CLARK THOMAS A TTEE
Mailing Address	58 CHESTNUT HILL RD COLCHESTER CT 06415
Land Use	1010 Single Fam
Land Class	R
Zoning Code	C
Census Tract	

Neighborhood	
Acreage	54.5
Utilities	UNKNOWN
Lot Setting/Desc	UNKNOWN UNKNOWN
Additional Info	

Ph



Sketch



## Primary Construction Details

Year Built	1900
Stories	2
Building Style	Colonial
Building Use	Residential
Building Condition	
Interior Floors 1	Hardwood
Interior Floors 2	NA
Total Rooms	12
Basement Garages	
Occupancy	1.00
Building Grade	

Bedrooms	6 Bedrooms
Full Bathrooms	3
Half Bathrooms	0
Extra Fixtures	0
Bath Style	
Kitchen Style	
Roof Style	Gable
Roof Cover	Asphalt
AC Type	None
Fireplaces	0

Exterior Walls	Asbest Shingle
Exterior Walls 2	NA
Interior Walls	Plaster
Interior Walls 2	NA
Heating Type	Hot Water
Heating Fuel	Oil
Sq. Ft. Basement	
Fin BSMT Quality	
Extra Kitchens	





# Town of Colchester, CT

Property Report

Map Block Lot **4W-01/006-000**

PID **889**

Building # **1** Section # **1** Account **C0059500**

## Valuation Summary (Assessed value = 70% of Appraised Value)

Item	Appraised	Assessed
<b>Buildings</b>	<b>186300</b>	<b>130400</b>
<b>Extras</b>	<b>0</b>	<b>0</b>
<b>Improvements</b>		
<b>Outbuildings</b>	<b>13900</b>	<b>9800</b>
<b>Land</b>	<b>111000</b>	<b>56400</b>
<b>Total</b>	<b>311200</b>	<b>196600</b>

## Sub Areas

Subarea Type	Gross Area (sq ft)	Living Area (sq ft)
<b>First Floor</b>	<b>1440</b>	<b>1440</b>
<b>Enclosed Porch</b>	<b>99</b>	<b>0</b>
<b>Open Porch</b>	<b>400</b>	<b>0</b>
<b>Upper Story, Finished</b>	<b>1440</b>	<b>1440</b>
<b>Attic, Unfinished</b>	<b>1440</b>	<b>0</b>
<b>Basement, Unfinished</b>	<b>600</b>	<b>0</b>
<b>Utility, Storage, Unfinished</b>	<b>432</b>	<b>0</b>
<b>Total Area</b>		<b>2880</b>

## Outbuilding and Extra Features

Type	Description
<b>Barn 1ST</b>	<b>800 S.F.</b>
<b>Shed Frame</b>	<b>600 S.F.</b>
<b>Canopy Ave</b>	<b>540 S.F.</b>
<b>Shed Frame</b>	<b>320 S.F.</b>
<b>Shed Frame</b>	<b>120 S.F.</b>

## Sales History

Owner of Record	Book/ Page	Sale Date	Sale Price
<b>CLARK WALTER J TTEE +</b>	<b>1356/0033</b>	<b>9/24/2018</b>	<b>0</b>
<b>CLARK WALTER</b>	<b>0066/0413</b>	<b>10/11/1951</b>	<b>0</b>

DOCKET NO. 112 - An application of  
SNET Cellular, Inc., for a Certificate  
of Environmental Compatibility and  
Public Need for a cellular telephone  
tower and associated equipment in the  
Town of Colchester, Connecticut.

: Connecticut  
: Siting  
: Council

ORIGINAL

:September 8, 1989

DECISION AND ORDER

Pursuant to the foregoing Opinion, the Connecticut Siting Council finds that the effects associated with the construction, operation, and maintenance of a cellular monopole tower and associated equipment building at the proposed Colchester site, including effects on the natural environment; ecological balance; public health and safety; scenic, historic, and recreational values; forests and parks; air and water purity; and fish and wildlife, are not significant either alone or cumulatively with other effects, are not in conflict with the policies of the State concerning such effects, and are not sufficient reason to deny the application, and therefore directs that a Certificate of Environmental Compatibility and Public Need, as provided by Section 16-50k of the Connecticut General Statutes (CGS) be issued to SNET Cellular, Inc., (SNET) for the construction, operation, and maintenance of a cellular telephone tower site and associated equipment at the proposed site on Chestnut Hill Road in Colchester, Connecticut.

The facility shall be constructed, operated, and maintained substantially as specified in the Council's record on this matter, and subject to the following conditions:

1. The tower shall be a monopole no taller than necessary to provide the proposed service, and in no event shall the structure exceed a total height of 197 feet, including antennas.

2. No part of the tower site or access road shall be within an inland wetland as defined by CGS 22a-38(15) and identified by a certified soil scientist.
3. The facility shall be constructed in accordance with applicable sections of the State of Connecticut Basic Building Code.
4. Unless necessary to comply with conditions of the Federal Aviation Administration, no lights shall be installed on this tower.
5. The Certificate Holder shall prepare a Development and Management (D&M) Plan for this site in compliance with Sections 16-50j-75 through 16-50j-77 of the Regulations of State Agencies. The D&M Plan shall include detailed plans for erosion and sediment control along the access road and at the tower site, plans for permanent evergreen screening along the outside perimeter of the eight-foot fence surrounding the site, plans for loaming and seeding the site and side of the access road following completion of construction, and, to the greatest extent possible, plans to shift the tower site and/or reduce the height of the tower to prevent an overlap of the tower fall zone with the nearest traveled portion of Route 2. The access road shall be constructed in a manner to minimize erosion and tree clearing as much as possible. The Certificate Holder shall consult with the Town of Colchester in the preparation of the D&M Plan. Utilities shall be installed underground if it is found overhead utilities would interfere with the development of land adjacent to the site.

6. The Certificate Holder or its successor shall permit public or private entities to share space on the tower for fair consideration, or shall provide any requesting entity with specific legal, technical, environmental, or economic reasons precluding such tower sharing.
7. The Certificate Holder or its successor shall notify the Council if and when directional antennas or any equipment other than that listed in this application are added to this facility.
8. If this facility does not provide, or permanently ceases to provide, cellular service following the completion of construction, this Decision and Order shall be void, and the tower and all associated equipment in this application shall be dismantled and removed or reapplication for any new use shall be made to the Council and a Certificate granted before any such new use is made.
9. The Certificate Holder shall comply with any future radio frequency (RF) standard, promulgated by State or federal regulatory agencies. Upon the establishment of any new governmental RF standards, the facility granted in this Decision and Order shall be brought into compliance with such standards.
10. Unless otherwise approved by the Council, this Decision and Order shall be void if all construction authorized herein is not completed within three years of the issuance of this Decision and Order, or within three years of the completion of any appeal taken in this Decision and Order.

Pursuant to Section 16-50p, we hereby direct that a copy of the Findings of Fact, Opinion, and Decision and Order be served on each person listed below. A notice of issuance shall be published in the Hartford Courant, the New London Day, the Norwich Bulletin, and the Colchester Regional Standard.

By this Decision and Order, the Council disposes of the legal rights, duties, and privileges of each party named or admitted to the proceeding in accordance with Section 16-50j-17 of the Regulations of State Agencies.

The parties or intervenors to this proceeding are:

PARTY

SNET Cellular, Inc.  
227 Church Street  
New Haven, CT 06506

ITS REPRESENTATIVE

SNET Cellular, Inc.  
c/o Peter J. Tyrrell  
Senior Attorney  
227 Church Street  
Room 1021  
New Haven, CT 06506

INTERVENOR

Metro Mobile CTS of  
Hartford, Inc.  
100 Corporate Drive  
Windsor, CT 06095

ITS REPRESENTATIVE

Kenneth I. Friedman, Esq.  
David W. Bogan, Esq.  
Byrne, Slater, Sandler  
Shulman & Rouse, P.C.  
330 Main Street  
P.O. Box 3216  
Hartford, CT 06103


CERTIFICATION

The undersigned members of the Connecticut Siting Council hereby certify that they have heard this case in Docket No. 112 or read the record thereof, and that we voted as follows:


Dated at New Britain, Connecticut the 8th day of September, 1989.

Council Members

Vote Cast

  
Gloria Dibble Pond  
Chairperson


YES

  
Commissioner Peter Boucher  
Designee: Robert A. Pulito

NO

\_\_\_\_\_  
Commissioner Leslie Carothers  
Designee: Brian Emerick


ABSENT

  
Harry E. Covey


ABSTAIN

  
Mortimer A. Gelston


YES

  
Daniel P. Lynch, Jr.

YES

  
Paulann H. Sheets

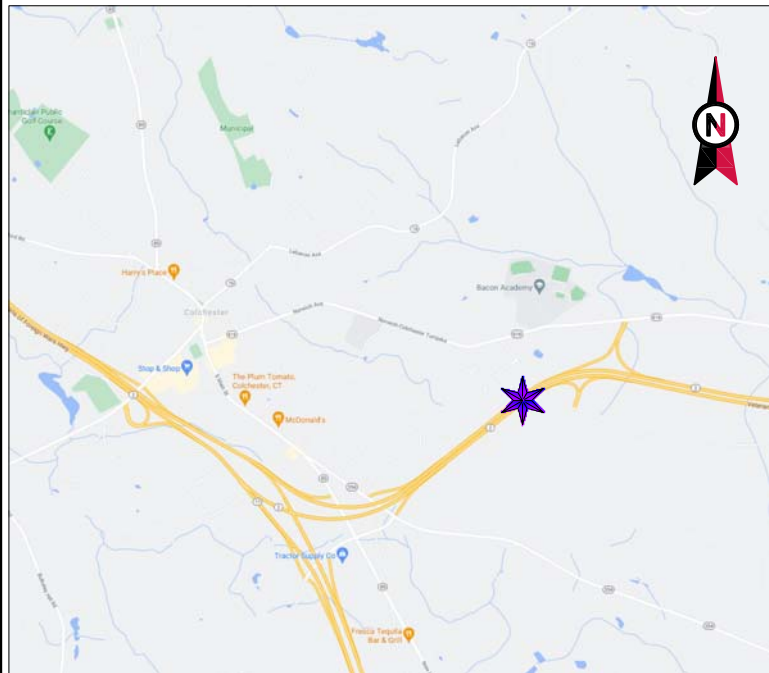
NO

  
William H. Smith


YES

  
Colin C. Tait

NO



VICINITY MAP



**AMERICAN TOWER®**


ATC SITE NAME: CLCH - COLCHESTER  
 ATC SITE NUMBER: 302496  
 T-MOBILE SITE NAME: CTHA255A  
 T-MOBILE SITE NUMBER: CTHA255A  
 SITE ADDRESS: 58 CHESTNUT HILL RD  
 COLCHESTER, CT 06415-2906



LOCATION MAP

**BIRD WATCH SITE:**  
 PLEASE CONTACT BIRD.WATCH@AMERICANTOWER.COM OR  
 AMERICAN TOWER NOC AT 877-518-6937 FOR ASSISTANCE

**T-MOBILE ANCHOR COLOCATION PLAN  
 67E5A998E 6160 CONFIGURATION**

COMPLIANCE CODE	PROJECT SUMMARY	PROJECT DESCRIPTION	SHEET INDEX					
ALL WORK SHALL BE PERFORMED AND MATERIALS INSTALLED IN ACCORDANCE WITH THE CURRENT EDITIONS OF THE FOLLOWING CODES AS ADOPTED BY THE LOCAL GOVERNMENT AUTHORITIES. NOTHING IN THESE PLANS IS TO BE CONSTRUED TO PERMIT WORK NOT CONFORMING TO THESE CODES.  1. INTERNATIONAL BUILDING CODE (IBC) 2. NATIONAL ELECTRIC CODE (NEC) 3. LOCAL BUILDING CODE 4. CITY/COUNTY ORDINANCES	<u>SITE ADDRESS:</u> 58 CHESTNUT HILL RD COLCHESTER, CT 06415-2906 COUNTY: NEW LONDON  <u>GEOGRAPHIC COORDINATES:</u> LATITUDE: 41.56894444 LONGITUDE: -72.3037 GROUND ELEVATION: 550' AMSL	THE PROPOSED PROJECT INCLUDES INSTALLING EQUIPMENT CABINETS AND A GENERATOR ON A PROPOSED CONCRETE PAD INSIDE A 10' X 15' GROUND SPACE WITHIN THE EXISTING COMPOUND, AND INSTALLING NEW EQUIPMENT AND MOUNTS ON THE EXISTING TOWER.  <u>PROJECT NOTES</u> 1. THE FACILITY IS UNMANNED. 2. A TECHNICIAN WILL VISIT THE SITE APPROXIMATELY ONCE A MONTH FOR ROUTINE INSPECTION AND MAINTENANCE. 3. THE PROJECT WILL NOT RESULT IN ANY SIGNIFICANT LAND DISTURBANCE OR EFFECT OF STORM WATER DRAINAGE. 4. NO SANITARY SEWER, POTABLE WATER OR TRASH DISPOSAL IS REQUIRED. 5. HANDICAP ACCESS IS NOT REQUIRED. 6. THE PROJECT DEPICTED IN THESE PLANS QUALIFIES AS AN ELIGIBLE FACILITIES REQUEST ENTITLED TO EXPEDITED REVIEW UNDER 47 U.S.C. § 1455(A) AS A MODIFICATION OF AN EXISTING WIRELESS TOWER THAT INVOLVES THE COLOCATION, REMOVAL, AND/OR REPLACEMENT OF TRANSMISSION EQUIPMENT THAT IS NOT A SUBSTANTIAL CHANGE UNDER CFR § 1.61000 (B)(7).	SHEET NO:	DESCRIPTION:	REV:	DATE:	BY:	
	<u>PROJECT TEAM</u>  <u>TOWER OWNER:</u> AMERICAN TOWER 10 PRESIDENTIAL WAY WOBURN, MA 01801  <u>ENGINEER:</u> NB+C ENGINEERING SERVICES, LLC 8601 SIX FORKS ROAD, STE 540 RALEIGH, NC 27615  <u>PROPERTY OWNER:</u> COLCHESTER REALTY LLC CHESTNUT HILL ROAD COLCHESTER, CT 06415		<u>APPLICANT:</u> T-MOBILE 4 SYLVAN WAY PARSIPPANY, NJ 07054	G-001	TITLE SHEET	0	08/25/22	AMT
				G-002	GENERAL NOTES	0	08/25/22	AMT
	<u>UTILITY COMPANIES</u>  POWER COMPANY: NORTHEAST UTILITIES PHONE: (800) 288-2000  TELEPHONE COMPANY: AT&T PHONE: (800) 288-2020				C-001	OVERALL SITE PLAN	0	08/25/22
 Know what's below. Call before you dig.			C-101	DETAILED SITE PLAN	0	08/25/22	AMT	
			C-201	TOWER ELEVATION	0	08/25/22	AMT	
			C-401	ANTENNA INFORMATION & SCHEDULE	0	08/25/22	AMT	
			C-501	MOUNT DETAILS	0	08/25/22	AMT	
			C-502	CONSTRUCTION DETAILS	0	08/25/22	AMT	
			C-503	CONSTRUCTION DETAILS	0	08/25/22	AMT	
			E-101	GROUNDING DETAILS & ELECTRICAL SCHEMATIC	0	08/25/22	AMT	
			E-501	GROUNDING DETAILS	0	08/25/22	AMT	
			E-601	PANEL SCHEDULE	0	08/25/22	AMT	
			R-601	SUPPLEMENTAL				
			R-602	SUPPLEMENTAL				
			R-603	SUPPLEMENTAL				
			R-604	SUPPLEMENTAL				
			R-605	SUPPLEMENTAL				
		<u>PROJECT LOCATION DIRECTIONS</u>  FROM NEW LONDON TAKE I395 NORTH TO RT 2 WEST TO RT 85 NORTH AND TAKE RIGHT ON HALLS HILL ROAD AND FOLLOW TO END AND TURN RIGHT ONTO RT 616. FOLLOW AND TAKE RIGHT ON CHESTNUT HILL ROAD.						

**AMERICAN TOWER®**  
 A.T. ENGINEERING SERVICE, PLLC  
 3500 REGENCY PARKWAY  
 SUITE 100  
 CARY, NC 27518  
 PHONE: (919) 468-0112  
 COA: PEC.0001553

**NB+C™**  
 TOTALLY COMMITTED.  
 NB+C ENGINEERING SERVICES, LLC.  
 8601 SIX FORKS ROAD, SUITE 540  
 RALEIGH, NC 27615  
 (919) 657-9131

REV.	DESCRIPTION	BY	DATE
A	PRELIM	CCC	07/08/21
B	PRELIM	BIW	08/31/21
C	PRELIM	AMT	01/04/22
D	FOR CONSTRUCTION	AMT	08/25/22

ATC SITE NUMBER:  
 302496  
  
 ATC SITE NAME:  
 CLCH - COLCHESTER  
  
 T-MOBILE SITE NAME:  
 CTHA255A  
  
 SITE ADDRESS:  
 58 CHESTNUT HILL RD  
 COLCHESTER, CT 06415-2906



DATE DRAWN:	08/25/22
ATC JOB NO:	13674383
CUSTOMER ID:	CTHA255A
CUSTOMER #:	CTHA255A

TITLE SHEET  
  
 SHEET NUMBER:  
**G-001**  
 REVISION:  
**0**

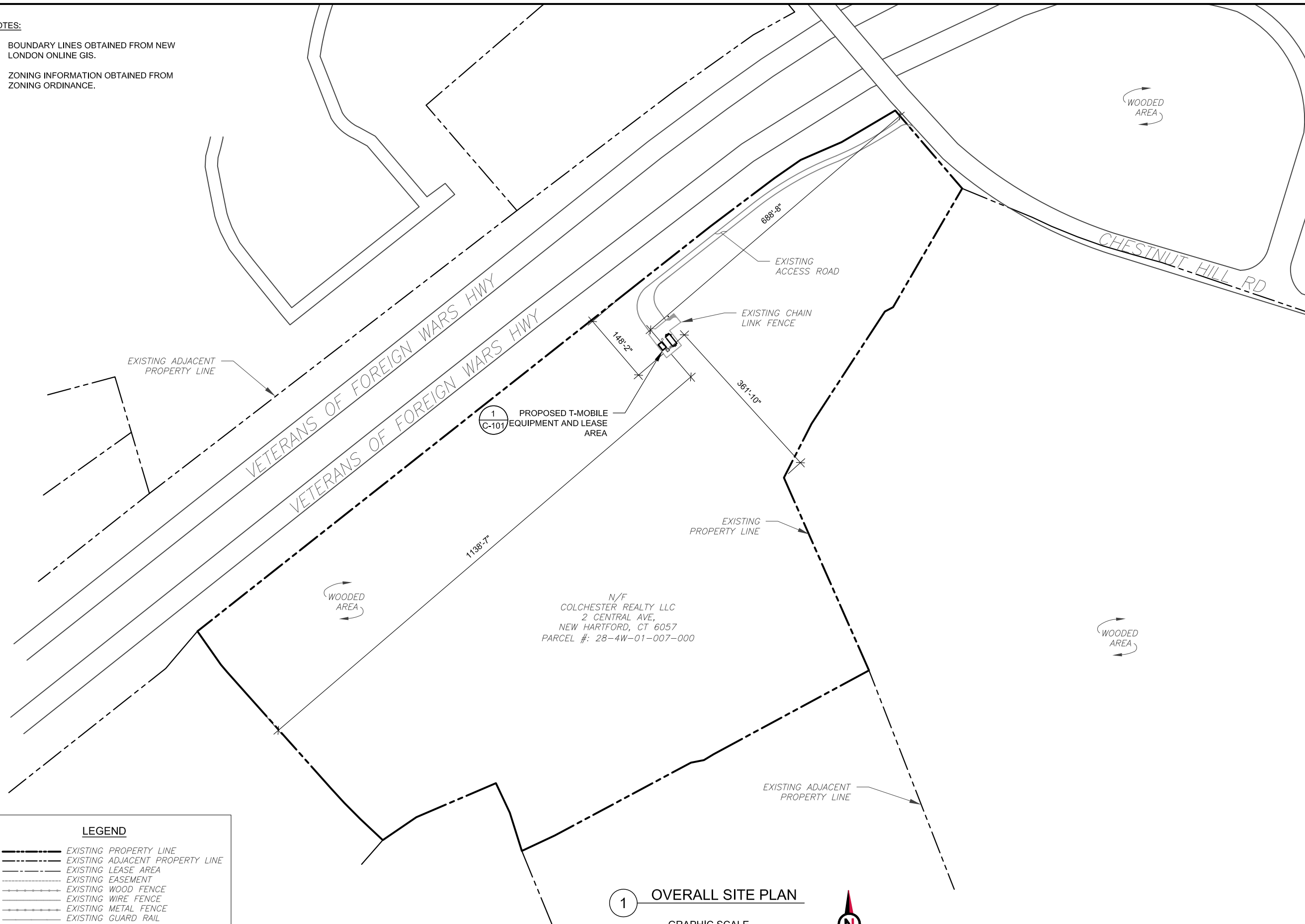
Copyright © 2022 ATC IP, LLC. All Rights Reserved.





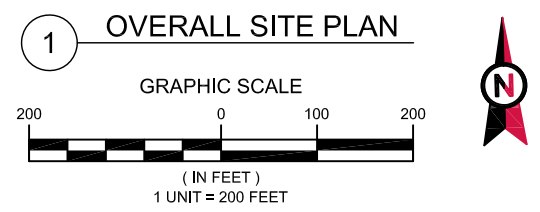
**NOTES:**

- BOUNDARY LINES OBTAINED FROM NEW LONDON ONLINE GIS.
- ZONING INFORMATION OBTAINED FROM ZONING ORDINANCE.



**LEGEND**

	EXISTING PROPERTY LINE
	EXISTING ADJACENT PROPERTY LINE
	EXISTING LEASE AREA
	EXISTING EASEMENT
	EXISTING WOOD FENCE
	EXISTING WIRE FENCE
	EXISTING METAL FENCE
	EXISTING GUARD RAIL
	EXISTING CHAINLINK FENCE
	EXISTING ROAD (DIRT)
	EXISTING ROAD (STONE)
	EXISTING ROAD (PAVED)



**AMERICAN TOWER®**  
**A.T. ENGINEERING SERVICE, PLLC**  
 3500 REGENCY PARKWAY  
 SUITE 100  
 CARY, NC 27518  
 PHONE: (919) 468-0112  
 COA: PEC.0001553



**TOTALLY COMMITTED.**  
**NB+C ENGINEERING SERVICES, LLC.**  
 8601 SIX FORKS ROAD, SUITE 540  
 RALEIGH, NC 27615  
 (919) 657-9131

REV.	DESCRIPTION	BY	DATE
A	PRELIM	CCC	07/08/21
B	PRELIM	BIW	08/31/21
C	PRELIM	AMT	01/04/22
D	FOR CONSTRUCTION	AMT	08/25/22

ATC SITE NUMBER:  
302496

ATC SITE NAME:  
CLCH - COLCHESTER

T-MOBILE SITE NAME:  
CTHA255A

SITE ADDRESS:  
58 CHESTNUT HILL RD  
COLCHESTER, CT 06415-2906

SEAL:

08/25/22



DATE DRAWN:	08/25/22
ATC JOB NO:	13674383
CUSTOMER ID:	CTHA255A
CUSTOMER #:	CTHA255A

**OVERALL SITE PLAN**

SHEET NUMBER:	REVISION:
<b>C-001</b>	<b>0</b>

Copyright © 2022 ATC IP, LLC. All Rights Reserved.

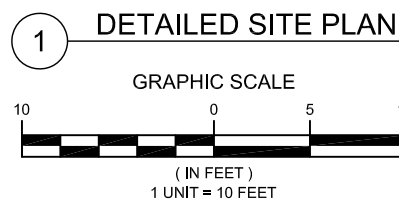
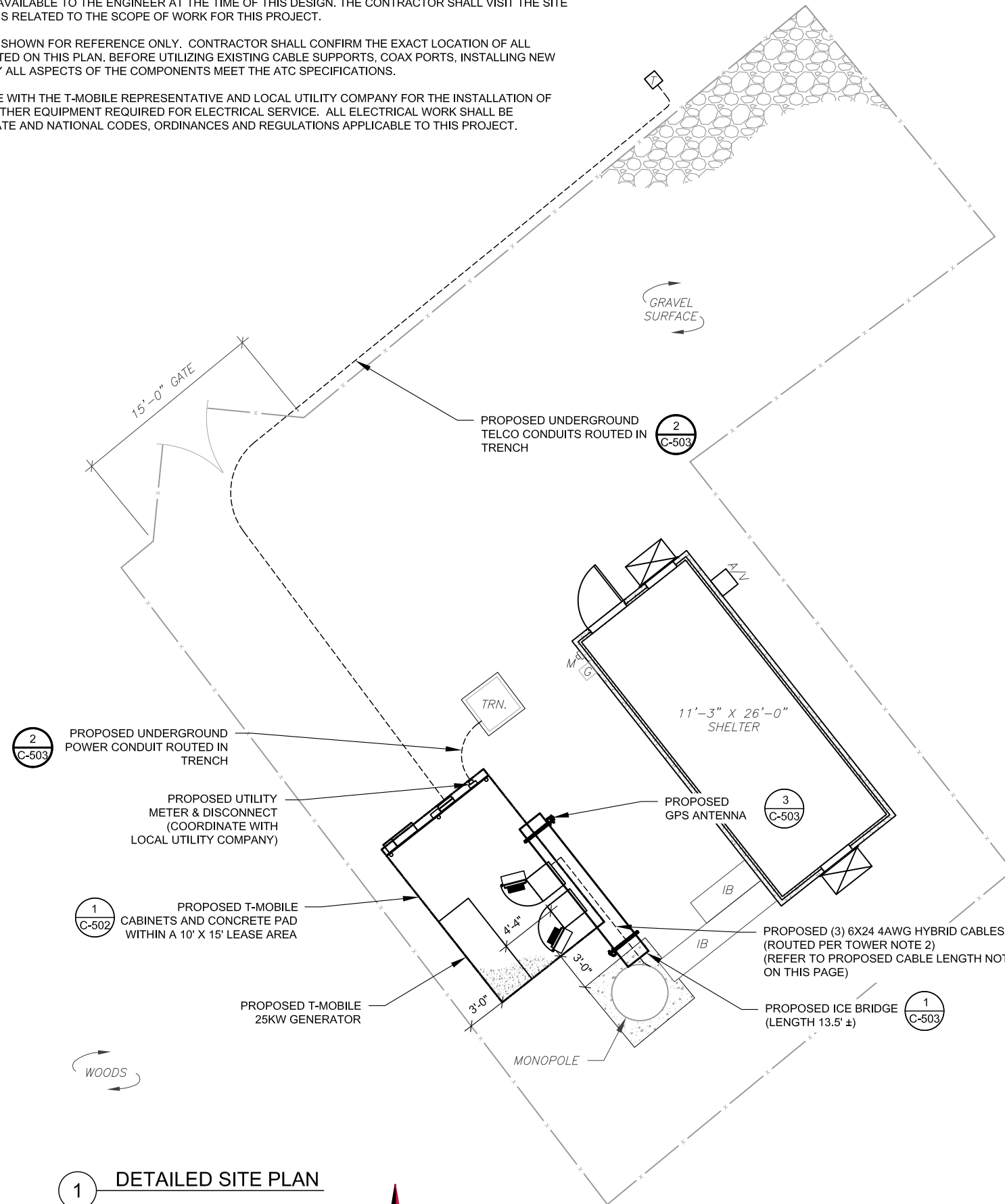
**SITE PLAN NOTES:**

1. THIS SITE PLAN REPRESENTS THE BEST PRESENT KNOWLEDGE AVAILABLE TO THE ENGINEER AT THE TIME OF THIS DESIGN. THE CONTRACTOR SHALL VISIT THE SITE PRIOR TO CONSTRUCTION AND VERIFY ALL EXISTING CONDITIONS RELATED TO THE SCOPE OF WORK FOR THIS PROJECT.
2. ICE BRIDGE, CABLE LADDER, COAX PORT, AND COAX CABLE ARE SHOWN FOR REFERENCE ONLY. CONTRACTOR SHALL CONFIRM THE EXACT LOCATION OF ALL PROPOSED AND EXISTING EQUIPMENT AND STRUCTURES DEPICTED ON THIS PLAN. BEFORE UTILIZING EXISTING CABLE SUPPORTS, COAX PORTS, INSTALLING NEW PORTS OR ANY OTHER EQUIPMENT, CONTRACTOR SHALL VERIFY ALL ASPECTS OF THE COMPONENTS MEET THE ATC SPECIFICATIONS.
3. IT IS THE RESPONSIBILITY OF THE CONTRACTOR TO COORDINATE WITH THE T-MOBILE REPRESENTATIVE AND LOCAL UTILITY COMPANY FOR THE INSTALLATION OF CONDUITS, CONDUCTORS, BREAKERS, DISCONNECTS, OR ANY OTHER EQUIPMENT REQUIRED FOR ELECTRICAL SERVICE. ALL ELECTRICAL WORK SHALL BE PERFORMED IN ACCORDANCE WITH LATEST EDITION OF THE STATE AND NATIONAL CODES, ORDINANCES AND REGULATIONS APPLICABLE TO THIS PROJECT.

LEGEND	
⊗	GROUNDING TEST WELL
ATS	AUTOMATIC TRANSFER SWITCH
B	BOLLARD
CSC	CELL SITE CABINET
D	DISCONNECT
E	ELECTRICAL
F	FIBER
GEN	GENERATOR
G	GENERATOR RECEPTACAL
HH, V	HAND HOLE, VAULT
IB	ICE BRIDGE
K	KENTROX BOX
LC	LIGHTING CONTROL
M	METER
PB	PULL BOX
PP	POWER POLE
T	TELCO
TRN	TRANSFORMER
—x—	CHAINLINK FENCE

**PROPOSED CABLE LENGTH:**

1. ESTIMATED LENGTH OF PROPOSED CABLE IS 200'. ESTIMATED LENGTH OF CABLE WAS PROVIDED BY CUSTOMER OR CALCULATED BY ADDING THE RAD CENTER AND THE DISTANCE FROM THE SHELTER ENTRY PLATE TO THE TOWER (ALONG THE ICE BRIDGE) AND A SAFETY FACTOR MEASUREMENT OF 15% (OF THE TWO PREVIOUS VALUES), CDS DEFER TO GREATEST CABLE LENGTH.
2. ROUTE PROPOSED CABLES ALONG SAME PATH AS EXISTING CABLES AND IN ACCORDANCE WITH STRUCTURAL ANALYSIS. IF ADEQUATE SPACE EXISTS, ROUTE CABLES THROUGH ENTRY PORT HOLE, UP INSIDE OF MONOPOLE, AND THROUGH EXIT PORT HOLE. IF ROUTING OUTSIDE THE MONOPOLE, ATTACH CABLES USING STAND-OFF ADAPTERS MOUNTED TO TOWER USING STAINLESS STEEL BANDING. ADEQUATELY SECURE CABLES USING EITHER APPROPRIATELY SIZED STAINLESS STEEL SNAP-INS OR MOUNTING HARDWARE AND BRACKETS AS SPECIFIED BY CABLE MANUFACTURER.



**AMERICAN TOWER®**  
**A.T. ENGINEERING SERVICE, PLLC**  
 3500 REGENCY PARKWAY  
 SUITE 100  
 CARY, NC 27518  
 PHONE: (919) 468-0112  
 COA: PEC.0001553

**NB+C™**  
**TOTALLY COMMITTED.**  
**NB+C ENGINEERING SERVICES, LLC.**  
 8601 SIX FORKS ROAD, SUITE 540  
 RALEIGH, NC 27615  
 (919) 657-9131

REV.	DESCRIPTION	BY	DATE
A	PRELIM	CCC	07/08/21
B	PRELIM	BIW	08/31/21
C	PRELIM	AMT	01/04/22
D	FOR CONSTRUCTION	AMT	08/25/22

ATC SITE NUMBER:  
302496

ATC SITE NAME:  
CLCH - COLCHESTER

T-MOBILE SITE NAME:  
CTHA255A

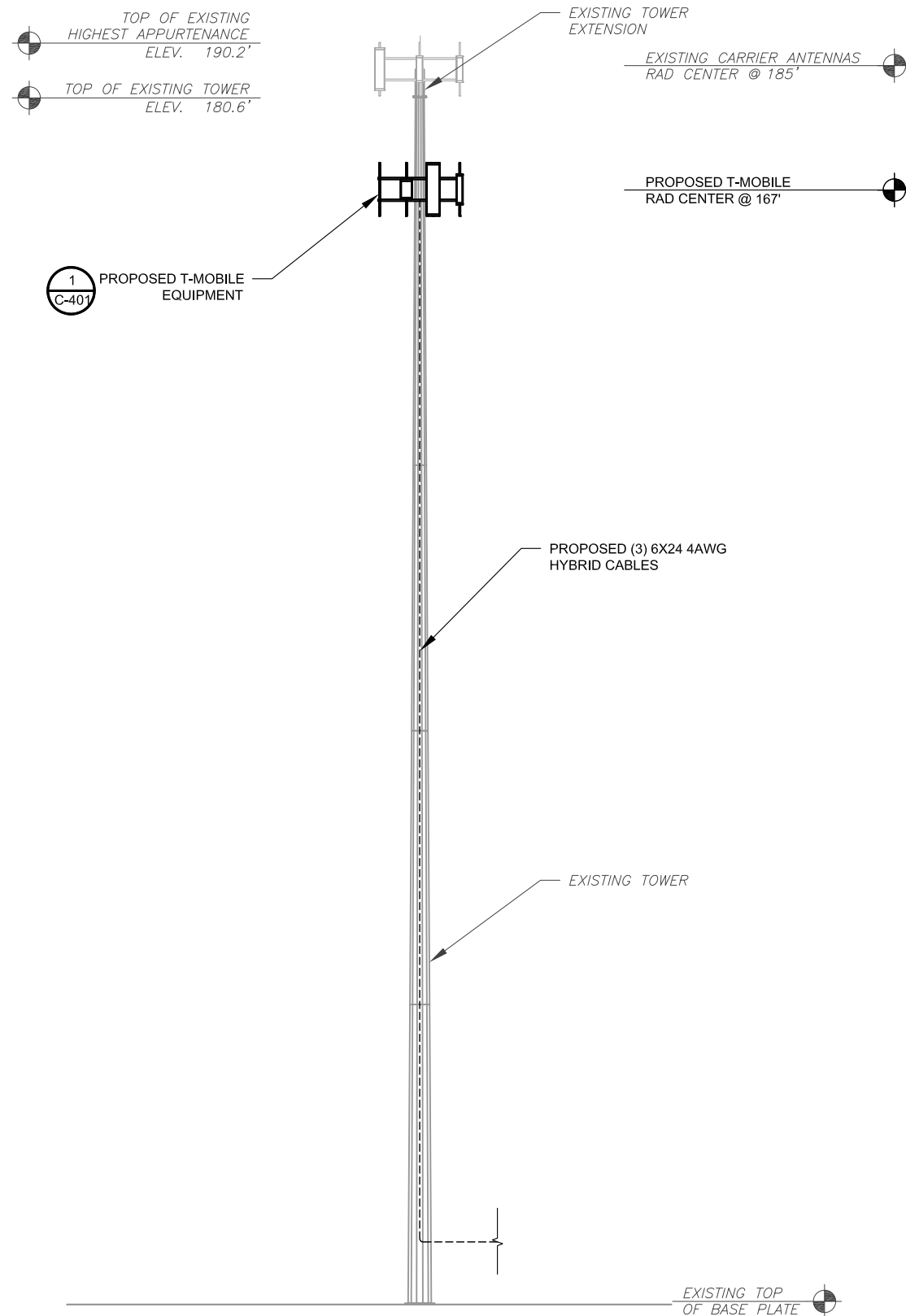
SITE ADDRESS:  
58 CHESTNUT HILL RD  
COLCHESTER, CT 06415-2906

SEAL:

DATE DRAWN:	08/25/22
ATC JOB NO:	13674383
CUSTOMER ID:	CTHA255A
CUSTOMER #:	CTHA255A

<b>DETAILED SITE PLAN</b>	
SHEET NUMBER: <b>C-101</b>	REVISION: <b>0</b>

Copyright © 2022 ATC IP, LLC. All Rights Reserved.



ATC HAS NOT ANALYZED THE PROPOSED ANTENNA MOUNT(S) TO DETERMINE ADEQUATE STRUCTURAL CAPACITY FOR PROPOSED CARRIER LOADING.

**TOWER NOTE:**

1. IT IS THE CONTRACTOR'S RESPONSIBILITY TO CONFIRM WITH THE PROJECT MANAGER THAT THEY HAVE THE MOST RECENT VERSION OF THE STRUCTURAL ANALYSIS BEFORE COMMENCING WORK. EXISTING AND PROPOSED TOWER APPURTENANCES, MOUNTS, AND ANTENNAS ARE SHOWN BASED ON THE STRUCTURAL ANALYSIS.
2. WHERE APPLICABLE, ALL NEW ANTENNAS, EQUIPMENT, MOUNTS, CABLING, ETC. SHALL BE PAINTED/SOCKED TO MATCH EXISTING EQUIPMENT IN ACCORDANCE WITH FAA, JURISDICTION, AND/OR OTHER LOCAL REQUIREMENTS.
3. ROUTE PROPOSED CABLES ALONG SAME PATH AS EXISTING CABLES AND IN ACCORDANCE WITH STRUCTURAL ANALYSIS. IF ADEQUATE SPACE EXISTS, ROUTE CABLES THROUGH ENTRY PORT HOLE, UP INSIDE OF MONOPOLE, AND THROUGH EXIT PORT HOLE. IF ROUTING OUTSIDE THE MONOPOLE, ATTACH CABLES USING STAND-OFF ADAPTERS MOUNTED TO TOWER USING STAINLESS STEEL BANDING. ADEQUATELY SECURE CABLES USING EITHER APPROPRIATELY SIZED STAINLESS STEEL SNAP-INS OR MOUNTING HARDWARE AND BRACKETS AS SPECIFIED BY CABLE MANUFACTURER.
4. TOWER ELEVATIONS ARE MEASURED FROM TOP OF BASE PLATE TO MATCH STRUCTURAL ANALYSIS. ELEVATIONS DO NOT REFLECT TRUE ABOVE GROUND LEVEL (A.G.L.)

1 TOWER ELEVATION  
SCALE: N.T.S.



**AMERICAN TOWER®**  
A.T. ENGINEERING SERVICE, PLLC  
3500 REGENCY PARKWAY  
SUITE 100  
CARY, NC 27518  
PHONE: (919) 468-0112  
COA: PEC.0001553

**NB+C™**  
TOTALLY COMMITTED.  
NB+C ENGINEERING SERVICES, LLC.  
8601 SIX FORKS ROAD, SUITE 540  
RALEIGH, NC 27615  
(919) 657-9131

REV.	DESCRIPTION	BY	DATE
A	PRELIM	CCC	07/08/21
B	PRELIM	BIW	08/31/21
C	PRELIM	AMT	01/04/22
D	FOR CONSTRUCTION	AMT	08/25/22

ATC SITE NUMBER:  
302496

ATC SITE NAME:  
CLCH - COLCHESTER

T-MOBILE SITE NAME:  
CTHA255A

SITE ADDRESS:  
58 CHESTNUT HILL RD  
COLCHESTER, CT 06415-2906

SEAL:



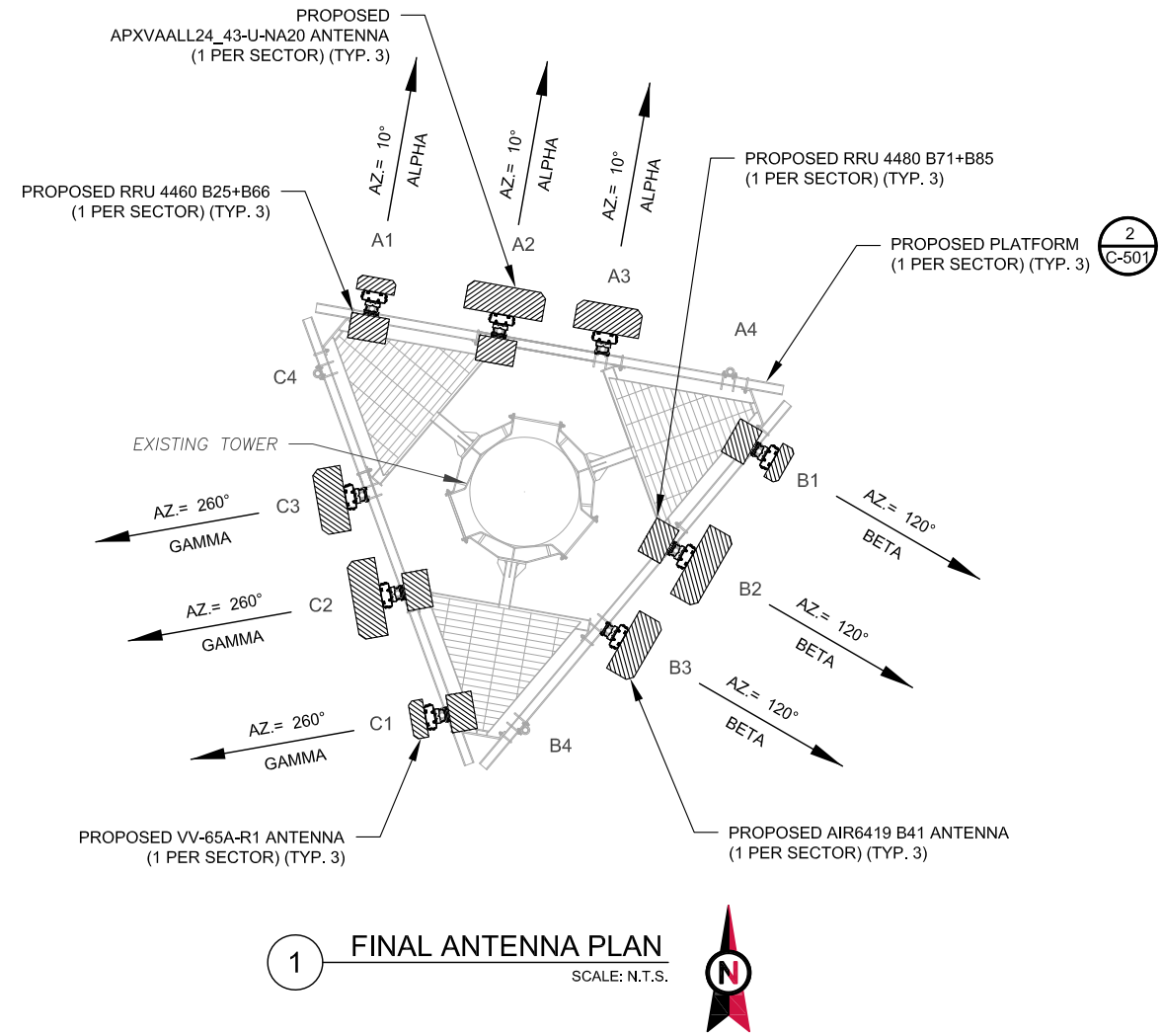
DATE DRAWN:	08/25/22
ATC JOB NO:	13674383
CUSTOMER ID:	CTHA255A
CUSTOMER #:	CTHA255A

**TOWER ELEVATION**

SHEET NUMBER:	REVISION:
<b>C-201</b>	<b>0</b>

Copyright © 2022 ATC IP, LLC. All Rights Reserved.

ATC HAS NOT ANALYZED THE PROPOSED ANTENNA MOUNT(S) TO DETERMINE ADEQUATE STRUCTURAL CAPACITY FOR PROPOSED CARRIER LOADING.



1 FINAL ANTENNA PLAN  
SCALE: N.T.S.

FINAL ANTENNA SCHEDULE								
LOCATION			ANTENNA SUMMARY				NON ANTENNA SUMMARY	
SECTOR	RAD	AZ	POS	ANTENNA	BAND	MECH/ELEC D-TILT	ADDITIONAL TOWER MOUNTED EQUIPMENT	DISTRIBUTION BOX / CABLING
ALPHA	167'	10°	A1	VV-65A-R1	2100/1900	0/2/2	RRU 4460 B25+B66	(3) 6X24 4AWG* HYBRID
			A2	APXVAALL24_43-U-NA20	600/700	0/2/2/2/2	RRU 4480 B71+B85	
			A3	AIR6419 B41	2500	0/2/2	-	
			A4	-	-	-	-	
BETA	167'	120°	B1	VV-65A-R1	2100/1900	0/2/2	RRU 4460 B25+B66	
			B2	APXVAALL24_43-U-NA20	600/700	0/2/2/2/2	RRU 4480 B71+B85	
			B3	AIR6419 B41	2500	0/2/2	-	
			B4	-	-	-	-	
GAMMA	167'	260°	C1	VV-65A-R1	2100/1900	0/2/2	RRU 4460 B25+B66	
			C2	APXVAALL24_43-U-NA20	600/700	0/2/2/2/2	RRU 4480 B71+B85	
			C3	AIR6419 B41	2500	0/2/2	-	
			C4	-	-	-	-	

1. CONFIRM WITH T-MOBILE REP FOR APPLICABLE UPDATES/REVISIONS AND MOST RECENT RFDS FOR NSN CONFIGURATION (CONFIG). GC TO CAP ALL UNUSED PORTS.  
2. CONFIRM SPACING OF PROPOSED EQUIP DOES NOT CAUSE TOWER CONFLICTS NOR IMPEDE TOWER CLIMBING PEGS.

2 ANTENNA SCHEDULE

**AMERICAN TOWER®**  
**A.T. ENGINEERING SERVICE, PLLC**  
 3500 REGENCY PARKWAY  
 SUITE 100  
 CARY, NC 27518  
 PHONE: (919) 468-0112  
 COA: PEC.0001553

**NB+C™**  
**TOTALLY COMMITTED.**  
**NB+C ENGINEERING SERVICES, LLC.**  
 8601 SIX FORKS ROAD, SUITE 540  
 RALEIGH, NC 27615  
 (919) 657-9131

REV.	DESCRIPTION	BY	DATE
A	PRELIM	CCC	07/08/21
B	PRELIM	BIW	08/31/21
C	PRELIM	AMT	01/04/22
D	FOR CONSTRUCTION	AMT	08/25/22

ATC SITE NUMBER:  
302496

ATC SITE NAME:  
CLCH - COLCHESTER

T-MOBILE SITE NAME:  
CTHA255A

SITE ADDRESS:  
58 CHESTNUT HILL RD  
COLCHESTER, CT 06415-2906

SEAL:

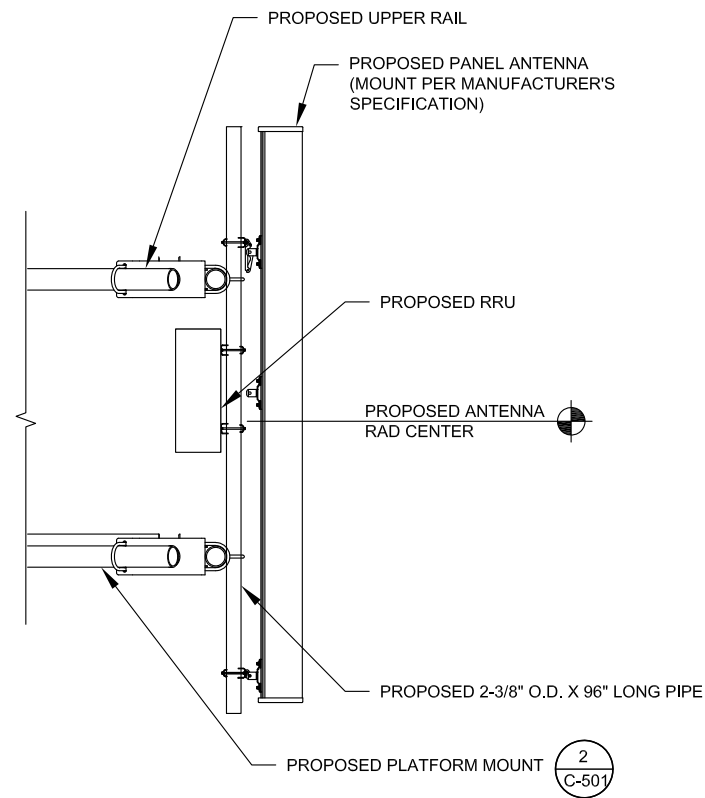
**T-Mobile®**

DATE DRAWN:	08/25/22
ATC JOB NO:	13674383
CUSTOMER ID:	CTHA255A
CUSTOMER #:	CTHA255A

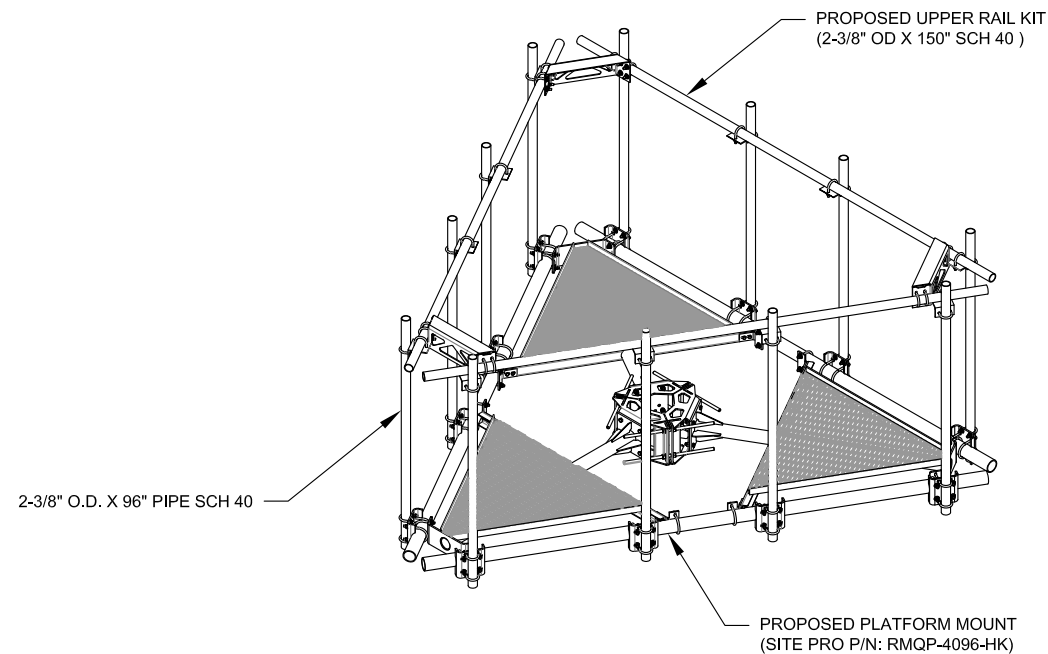
**ANTENNA INFORMATION & SCHEDULE**

SHEET NUMBER:	REVISION:
<b>C-401</b>	<b>0</b>

Copyright © 2022 ATC IP, LLC. All Rights Reserved.



1 PROPOSED ANTENNA MOUNTING DETAIL (ELEVATION)  
SCALE: NOT TO SCALE



2 ISOMETRIC PLATFORM DETAIL  
SCALE: N.T.S.



**AMERICAN TOWER®**  
**A.T. ENGINEERING SERVICE, PLLC**  
 3500 REGENCY PARKWAY  
 SUITE 100  
 CARY, NC 27518  
 PHONE: (919) 468-0112  
 COA: PEC.0001553



**TOTALLY COMMITTED.**  
**NB+C ENGINEERING SERVICES, LLC.**  
 8601 SIX FORKS ROAD, SUITE 540  
 RALEIGH, NC 27615  
 (919) 657-9131

REV.	DESCRIPTION	BY	DATE
A	PRELIM	CCC	07/08/21
B	PRELIM	BIW	08/31/21
C	PRELIM	AMT	01/04/22
0	FOR CONSTRUCTION	AMT	08/25/22

ATC SITE NUMBER:  
302496

ATC SITE NAME:  
CLCH - COLCHESTER

T-MOBILE SITE NAME:  
CTHA255A

SITE ADDRESS:  
58 CHESTNUT HILL RD  
COLCHESTER, CT 06415-2906

SEAL:

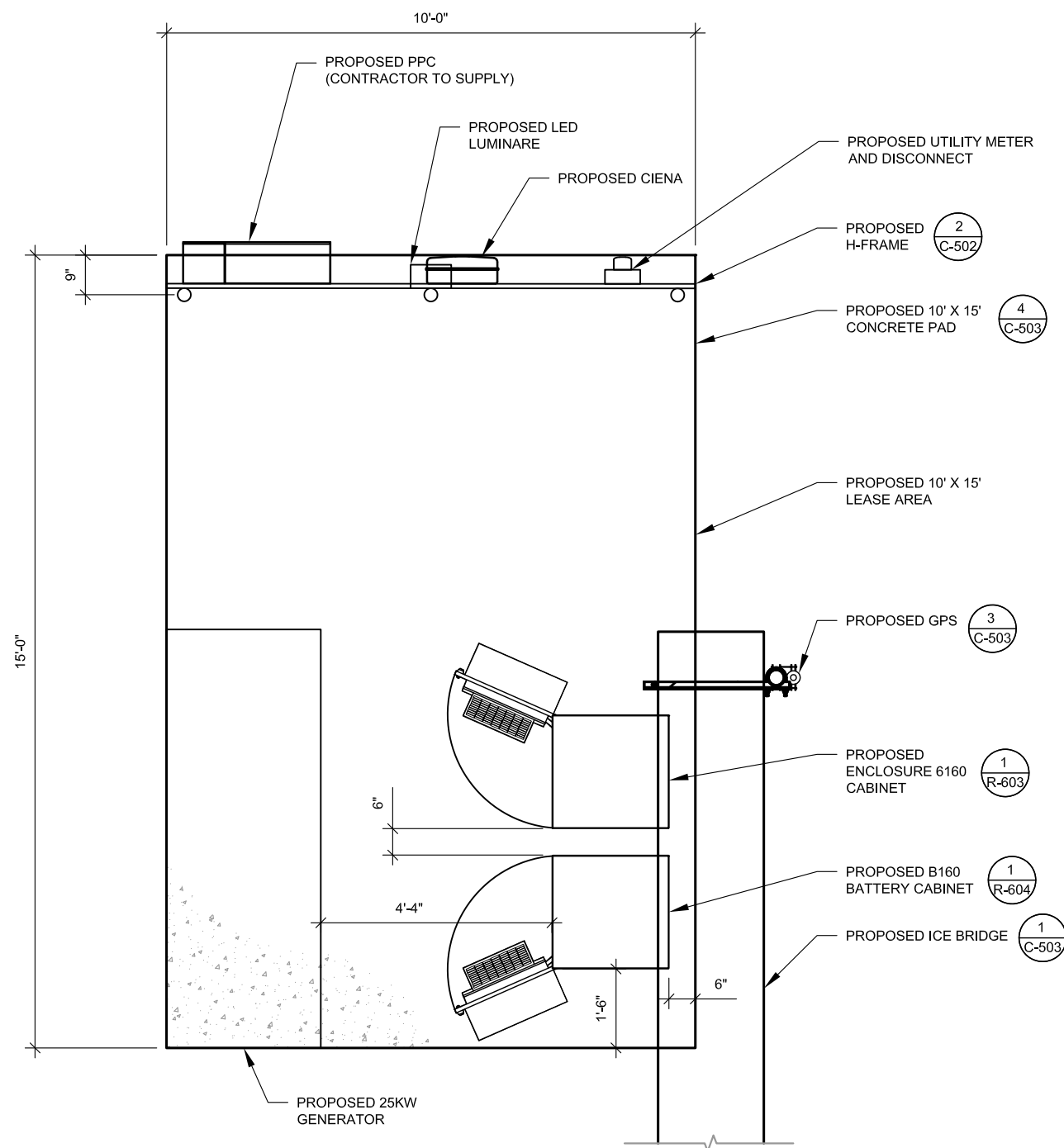


DATE DRAWN:	08/25/22
ATC JOB NO:	13674383
CUSTOMER ID:	CTHA255A
CUSTOMER #:	CTHA255A

**MOUNT DETAILS**

SHEET NUMBER:	REVISION:
<b>C-501</b>	<b>0</b>

Copyright © 2022 ATC IP, LLC. All Rights Reserved.

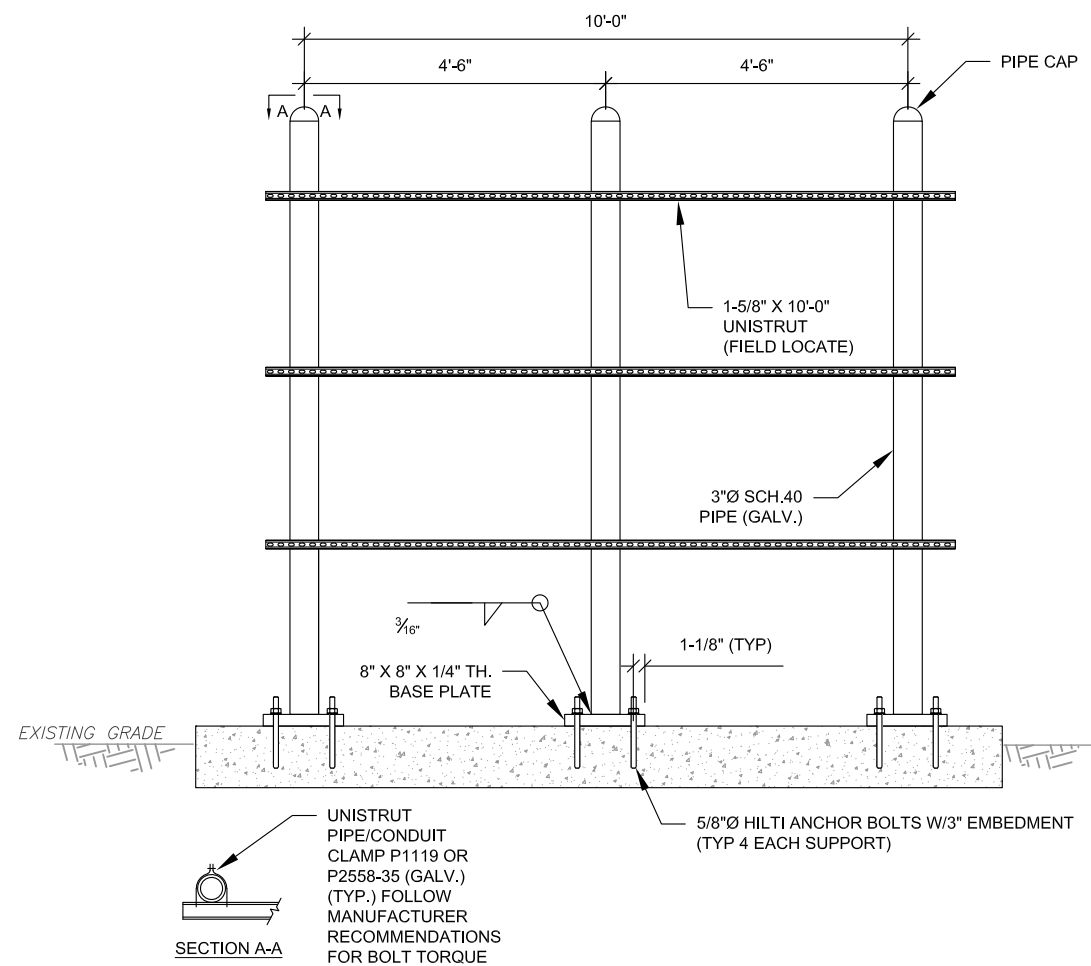


- NOTE:
- CABINETS SHALL BE ORIENTED AND INSTALLED EXACTLY AS SHOWN
  - WEIGHT OF BTS UNIT IS 615 LBS (WEIGHT IS WITHOUT EQUIPMENT)

**1 DETAILED EQUIPMENT LAYOUT**  
SCALE: NOT TO SCALE

**H-FRAME NOTES:**

- IF IT IS NECESSARY TO EXTEND THE H-FRAME, AN ADDITIONAL POST WILL ALWAYS BE REQUIRED.
- PROPOSED UNISTRUTS TO BE FIELD CUT AND SHOULD NOT EXTEND MORE THAN 6 INCHES BEYOND THE LAST POST.
- SPRAY ENDS OF UNISTRUT WITH COLD GALVANIZING SPRAY PAINT, ALLOW TO DRY, THEN COVER WITH RUBBER PROTECTIVE CAPS FOR SAFETY.
- UNISTRUT TO BE CUT FLUSH WITH NO SHARP OR JAGGED EDGES.
- ALL PROPOSED HARDWARE TO BE MOUNTED PER MANUFACTURERS SPECS.



**2 TYPICAL H-FRAME DETAIL**  
SCALE: NOT TO SCALE

**AMERICAN TOWER®**  
**A.T. ENGINEERING SERVICE, PLLC**  
 3500 REGENCY PARKWAY  
 SUITE 100  
 CARY, NC 27518  
 PHONE: (919) 468-0112  
 COA: PEC.0001553

**NB+C™**  
**TOTALLY COMMITTED.**  
**NB+C ENGINEERING SERVICES, LLC.**  
 8601 SIX FORKS ROAD, SUITE 540  
 RALEIGH, NC 27615  
 (919) 657-9131

REV.	DESCRIPTION	BY	DATE
A	PRELIM	CCC	07/08/21
B	PRELIM	BIW	08/31/21
C	PRELIM	AMT	01/04/22
0	FOR CONSTRUCTION	AMT	08/25/22

ATC SITE NUMBER:  
302496

ATC SITE NAME:  
CLCH - COLCHESTER

T-MOBILE SITE NAME:  
CTHA255A

SITE ADDRESS:  
58 CHESTNUT HILL RD  
COLCHESTER, CT 06415-2906

SEAL:

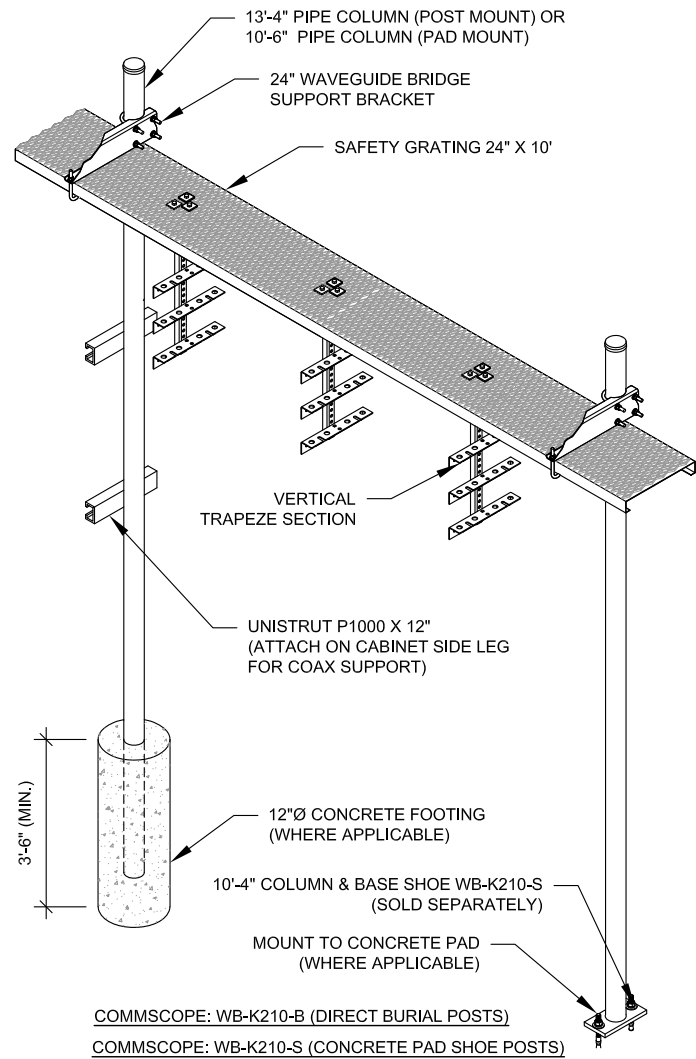


**T-Mobile®**

DATE DRAWN:	08/25/22
ATC JOB NO:	13674383
CUSTOMER ID:	CTHA255A
CUSTOMER #:	CTHA255A

**CONSTRUCTION DETAILS**

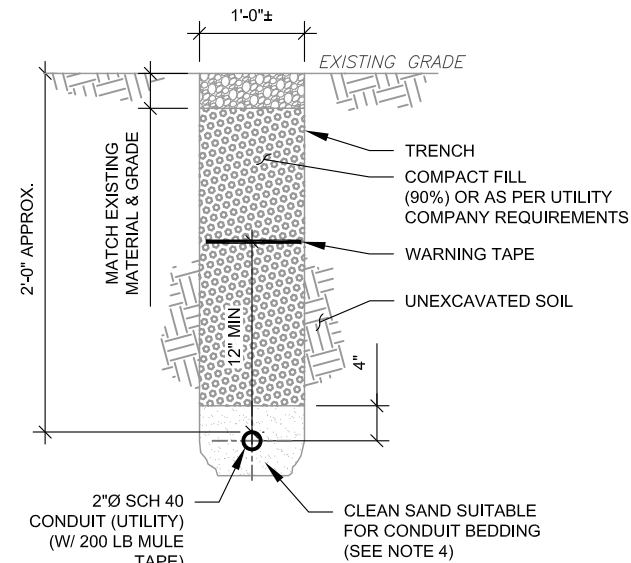
SHEET NUMBER:	REVISION:
<b>C-502</b>	<b>0</b>



**CONSTRUCTION NOTE:**

- INSTALL ICE BRIDGE TO ALLOW 7 FEET CLEARANCE ABOVE GRADE TO LOWEST APPURTENANCE.
- INSTALL PER MANUFACTURERS SPECIFICATION.

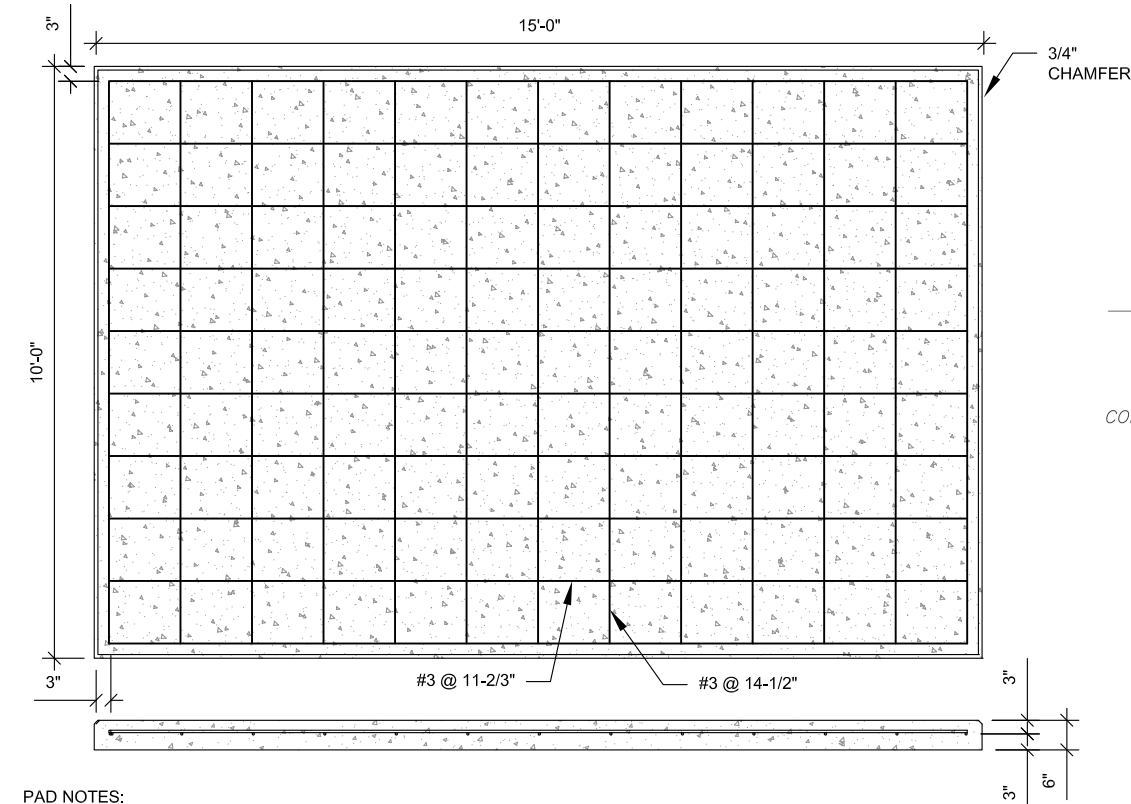
**1 WAVEGUIDE BRIDGE KIT**  
SCALE: NOT TO SCALE



**TRENCH NOTES:**

- IF FREE OF ORGANIC OR OTHER DELETERIOUS MATERIAL, EXCAVATED MATERIAL MAY BE USED FOR BACKFILL.
- IF NOT, PROVIDE CLEAN, COMPACTIBLE MATERIAL. COMPACT IN 8" LIFTS. REMOVE ANY LARGE ROCKS PRIOR TO BACKFILLING. CONTRACTOR TO VERIFY LOCATION OF EXISTING U/G UTILITIES PRIOR TO DIGGING.
- IF CURRENT AS-BUILT DRAWINGS ARE NOT AVAILABLE CONTRACTOR SHALL HAND DIG U/G TRENCHING.
- CONCRETE ENCASE CONDUIT WHEN TRENCHING UNDER SITE ACCESS ROAD.

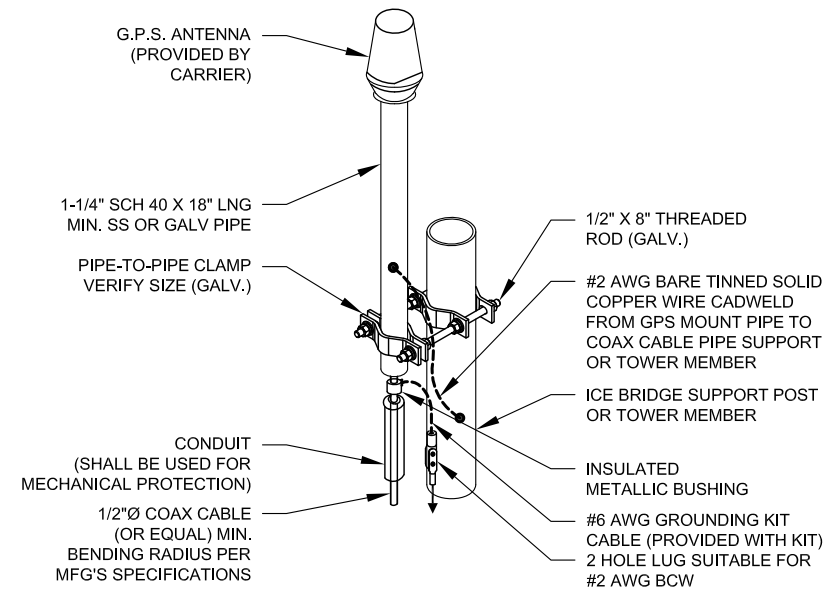
**2 SINGLE CONDUIT TRENCH**  
SCALE: N.T.S.



**PAD NOTES:**

- PADS SHALL BE PRE-CAST MATCHING THIS DESIGN WHERE ALLOWED BY LOCAL JURISDICTION.
- REFER TO CONCRETE & REINFORCED STEEL NOTES ON SHEET G-002 & ATC SPEC 033000 FOR CAST-IN-PLACE PADS.

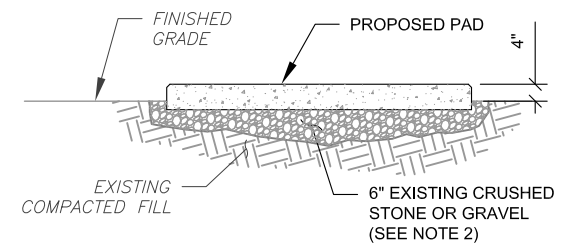
**4 REINFORCED PAD LAYOUT**  
SCALE: NOT TO SCALE



**NOTE:**

- GPS SHALL BE PLACED WITH CLEAR SIGHT LINE TO THE SOUTHERN SKY.
- CONTRACTOR TO SUPPLY COAX FOR GPS UNIT.

**3 GPS ANTENNA ATTACHMENT DETAIL**  
SCALE: NOT TO SCALE



**PAD NOTES:**

- SUBGRADE AND FILL SHALL CONSIST OF CLEAN SOIL. DELETRIOUS MATERIAL AND ORGANICS SHALL BE REMOVED.
- MECHANICALLY COMPACT FOOTPRINT OF PAD PLUS 2' PERIMETER.
- USE GALVANIZED HILTI EXPANSION ANCHORS OR, APPROVED EQUAL, FOR EQUIPMENT ANCHORAGE.
- FOR SIZE AND LOCATION OF ANCHORS AND OTHER REQUIREMENT, SEE EQUIPMENT VENDOR DRAWINGS.

**5 GRAVEL PREPARATION**  
SCALE: NOT TO SCALE

**AMERICAN TOWER®**  
A.T. ENGINEERING SERVICE, PLLC  
3500 REGENCY PARKWAY  
SUITE 100  
CARY, NC 27518  
PHONE: (919) 468-0112  
COA: PEC.0001553

**NB+C™**  
**TOTALLY COMMITTED.**  
NB+C ENGINEERING SERVICES, LLC.  
8601 SIX FORKS ROAD, SUITE 540  
RALEIGH, NC 27615  
(919) 657-9131

REV.	DESCRIPTION	BY	DATE
A	PRELIM	CCC	07/08/21
B	PRELIM	BIW	08/31/21
C	PRELIM	AMT	01/04/22
D	FOR CONSTRUCTION	AMT	08/25/22

ATC SITE NUMBER:  
302496

ATC SITE NAME:  
CLCH - COLCHESTER

T-MOBILE SITE NAME:  
CTHA255A

SITE ADDRESS:  
58 CHESTNUT HILL RD  
COLCHESTER, CT 06415-2906

SEAL:

08/25/22

**T-Mobile®**

DATE DRAWN:	08/25/22
ATC JOB NO:	13674383
CUSTOMER ID:	CTHA255A
CUSTOMER #:	CTHA255A

**CONSTRUCTION DETAILS**

SHEET NUMBER:	REVISION:
<b>C-503</b>	<b>0</b>

**GROUNDING NOTES:**

1. ALL EQUIPMENT ENCLOSURES, DEVICES AND CONDUITS SHALL BE GROUNDED TO CONFORM WITH THE LATEST REQUIREMENTS OF THE NEC BY THE INSTALLATION OF A SEPARATE, GREEN, INSULATED GROUND CONDUCTOR FOR ALL FEEDER AND BRANCH CIRCUITS. GROUND CONDUCTORS SHALL BE OF THE SIZE INDICATED ON THE DRAWINGS. GROUND CONDUCTORS SHALL BE CONTINUOUS IN LENGTH AND SHALL BE BONDED TO EACH ENCLOSURE THEY PASS THROUGH. CONDUIT SHALL NOT BE USED AS A GROUNDING CONDUCTOR.
2. GROUNDING CONDUCTORS SHALL:
  - A. BE #2 AWG SOLID BARE TINNED COPPER (SBTC) FOR ALL GROUNDING SYSTEM WIRE UNLESS OTHERWISE NOTED, OR OTHERWISE REQUIRED BY CODE.
  - B. BE MINIMUM 12" BEND RADIUS. KEEP NUMBER OF BENDS TO A MINIMUM.
  - C. AVOID LONG BONDING CONNECTION RUNS. MAKE DIRECT AS POSSIBLE.
  - D. NOT HAVE ANY U-SHAPED RUNS.
  - E. BE IN NON-METALLIC CONDUIT ONLY, IF IN CONDUIT.
  - F. BE PLACED THROUGH NON-METALLIC SLEEVES IN FLOORS, WALLS, CEILINGS, ETC.
  - G. PROTECTED IN NON-METALLIC CONDUIT WHERE EXPOSED ABOVE GRADE.
2. INSTALL ALL GROUNDING RINGS AND RADIALS WITH CONDUCTIVE CEMENT, SANKOSHA AS DISTRIBUTED BY ELECTRIC MOTION COMPANY, INC., WINSTED, CT 06098, OR AS SPECIFICALLY INDICATED. INSTALL PER MANUFACTURER'S SPECIFICATIONS.
3. GROUND RINGS SHALL BE:
  - A. MINIMUM 30" BELOW GRADE, OR BELOW FROST LINE WHICHEVER IS DEEPER.
  - B. MINIMUM 2' FROM FOUNDATIONS, FOOTINGS, OTHER GROUNDING SYSTEMS AND ALL CONDUCTIVE OBJECTS.
  - C. WITH MINIMUM 12" BEND RADII.
  - D. WITH ALL CONNECTIONS IN CONTACT WITH EARTH, BONDED BY EXOTHERMIC WELDING.
  - E. BONDED TO A SINGLE POINT GROUND (SPG) WITH A SINGLE WIRE AS INDICATED ON DRAWINGS.
4. GROUND RODS SHALL BE:
  - A. MINIMUM 5/8" DIAMETER.
  - B. MINIMUM 10' LONG.
  - C. COPPER-CLAD GALVANIZED STEEL OR STAINLESS STEEL.
  - D. PLACED IN UNDISTURBED SOIL AND BELOW THE FROST LINE.
  - E. INSTALLED WITH MINIMUM SEPARATION DISTANCE OF TWICE THE DEPTH OF THE ROD(S), OR AS INDICATED ON DRAWINGS.
  - F. MINIMUM TWO (2) RODS ON THE TOWER RING OR ONE (1) PER LEG WHICHEVER IS LARGER, MINIMUM FOUR (4) RODS ON EVERY EQUIPMENT BUILDING RING WITH ONE AT EACH CORNER OR AS INDICATED, MINIMUM ONE (1) ROD FOR POWER SERVICE GROUNDING ELECTRODE, AND MINIMUM ONE (1) ROD AT END OF EACH RADIAL.
5. CONDUCTIVE OBJECTS, SUCH AS FENCES, SHALL BE BONDED TO THE GROUNDING SYSTEM IF WITHIN 20' OF THE TOWER GROUNDING SYSTEM, OR 5' OF ANY OTHER GROUNDED COMPONENT.

**EQUIPMENT POWER NOTES:**

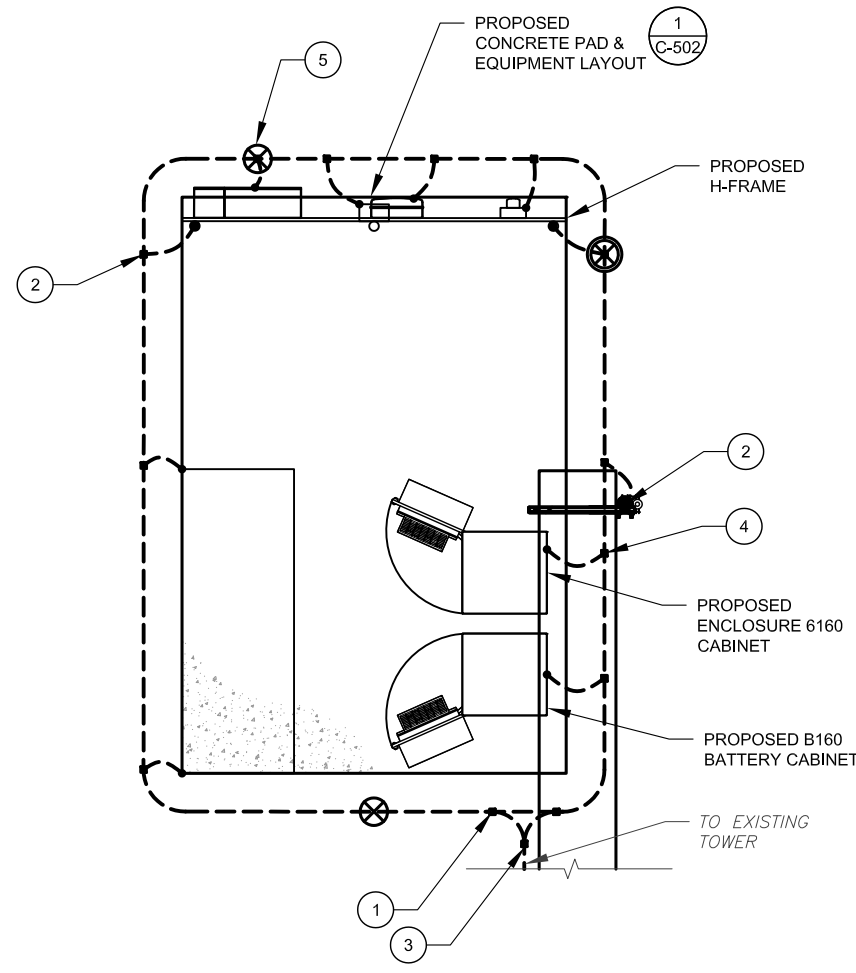
- 1 2" CONDUIT W/ 3-#3/0 CU, (1) #6 AWG G, PPC POWER
- 2 2" CONDUIT W/ MULE TAPE FOR TELCO FEEDER SERVICE TO TELCO SOURCE PER UTILITY
- 3 2-#12, 1 #12G IN 3/4" CONDUIT FROM TELCO CAB TO 6160
- 4 3-#1/0, 1-#6 IN 2" CONDUIT
- 5 2" CONDUIT, FOR CAT6

**GROUNDING PLAN LEGEND:**

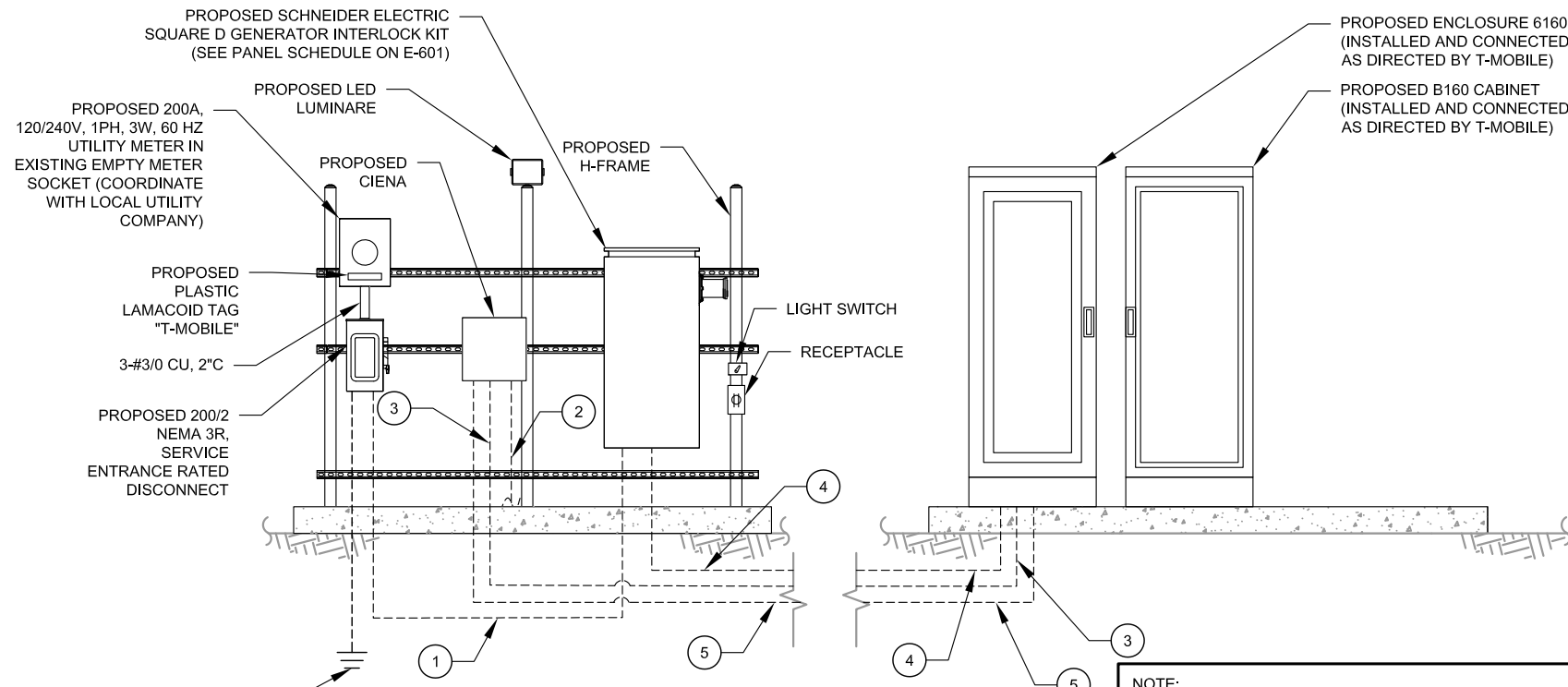
- |     |                      |   |                   |
|-----|----------------------|---|-------------------|
| --- | EXISTING GROUND WIRE | ⊗ | COPPER GROUND ROD |
| --- | GROUND WIRE          | ⊗ | TEST WELL         |
| ■   | EXOTHERMIC WELD      |   |                   |
| ●   | MECHANICAL WELD      |   |                   |

**GROUNDING KEYED NOTES:**

- 1 BOND TO TOWER GROUND RING
- 2 #2 AWG BOND FROM VERTICAL H-FRAME AND ICE BRIDGE POST TO EXTERNAL GROUND RING (TYP. EVERY POST).
- 3 #2 AWG SBTC BOND FROM TOWER GROUND RING TO EQUIPMENT.
- 4 EQUIPMENT BOND TO GROUND RING (TYP.)
- 5 5/8" X 10 FT GROUND ROD.



**1 DETAILED GROUNDING PLAN**  
SCALE: NOT TO SCALE



**2 EQUIPMENT POWER AND TELCO SCHEMATIC**  
SCALE: N.T.S.

NOTE:  
ALL EQUIPMENTS' SHORT-CIRCUIT CURRENT RATING SHALL EXCEED AVAILABLE FAULT CURRENT PER UTILITY

**AMERICAN TOWER®**  
**A.T. ENGINEERING SERVICE, PLLC**  
 3500 REGENCY PARKWAY  
 SUITE 100  
 CARY, NC 27518  
 PHONE: (919) 468-0112  
 COA: PEC.0001553

**NB+C™**  
**TOTALLY COMMITTED.**  
**NB+C ENGINEERING SERVICES, LLC.**  
 8601 SIX FORKS ROAD, SUITE 540  
 RALEIGH, NC 27615  
 (919) 657-9131

REV.	DESCRIPTION	BY	DATE
A	PRELIM	CCC	07/08/21
B	PRELIM	BIW	08/31/21
C	PRELIM	AMT	01/04/22
D	FOR CONSTRUCTION	AMT	08/25/22

ATC SITE NUMBER:  
302496

ATC SITE NAME:  
CLCH - COLCHESTER

T-MOBILE SITE NAME:  
CTHA255A

SITE ADDRESS:  
58 CHESTNUT HILL RD  
COLCHESTER, CT 06415-2906

SEAL:

08/25/22

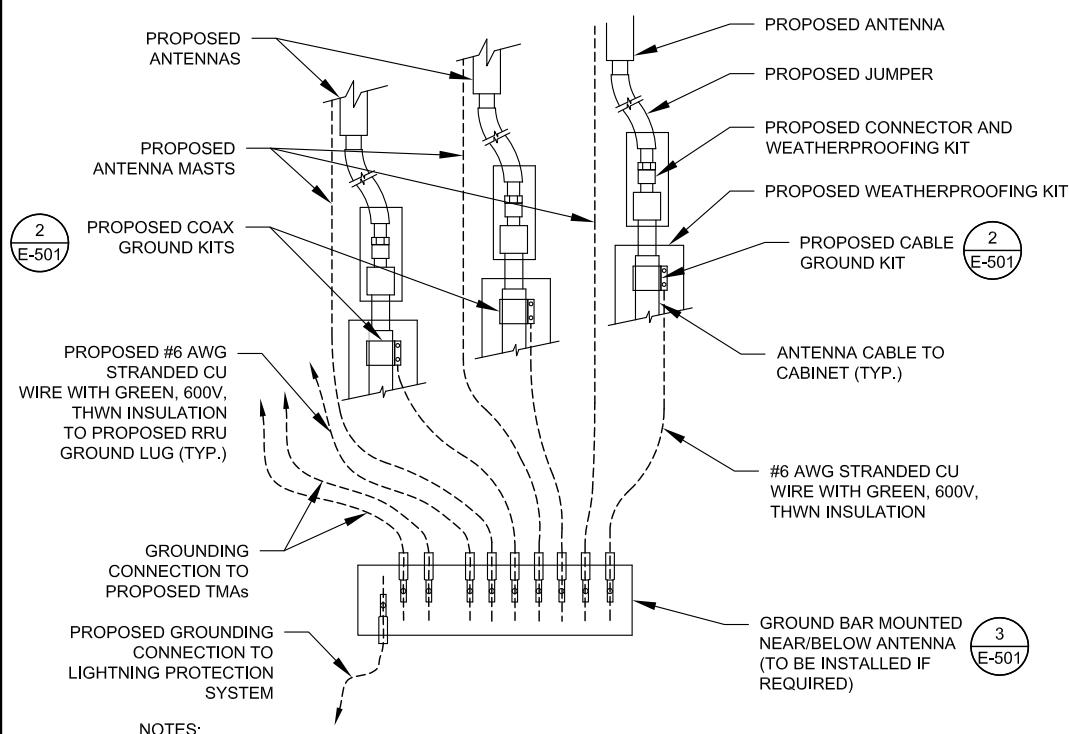
DATE DRAWN:	08/25/22
ATC JOB NO:	13674383
CUSTOMER ID:	CTHA255A
CUSTOMER #:	CTHA255A

**GROUNDING DETAILS & ELECTRICAL SCHEMATIC**

SHEET NUMBER: <b>E-101</b>	REVISION: <b>0</b>
-------------------------------	-----------------------

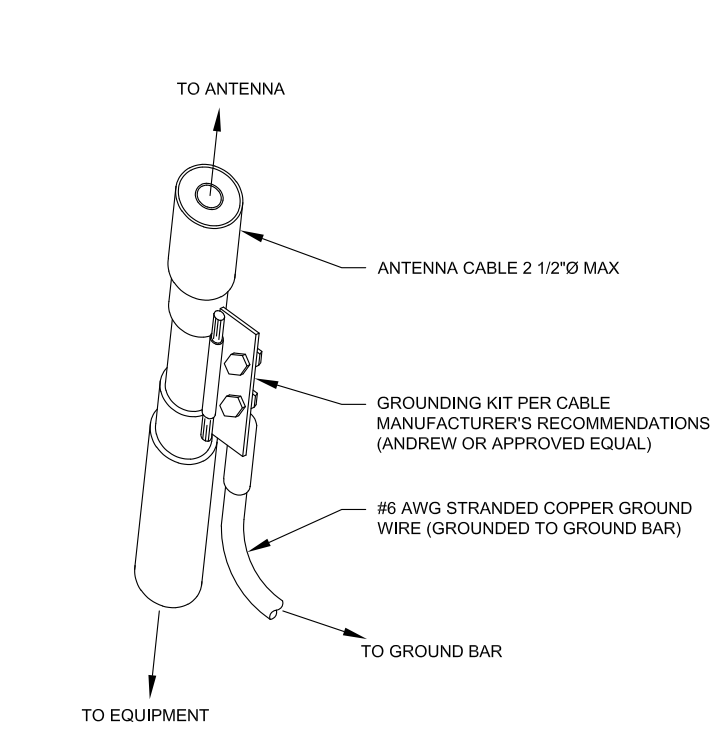
Copyright © 2022 ATC IP, LLC. All Rights Reserved.





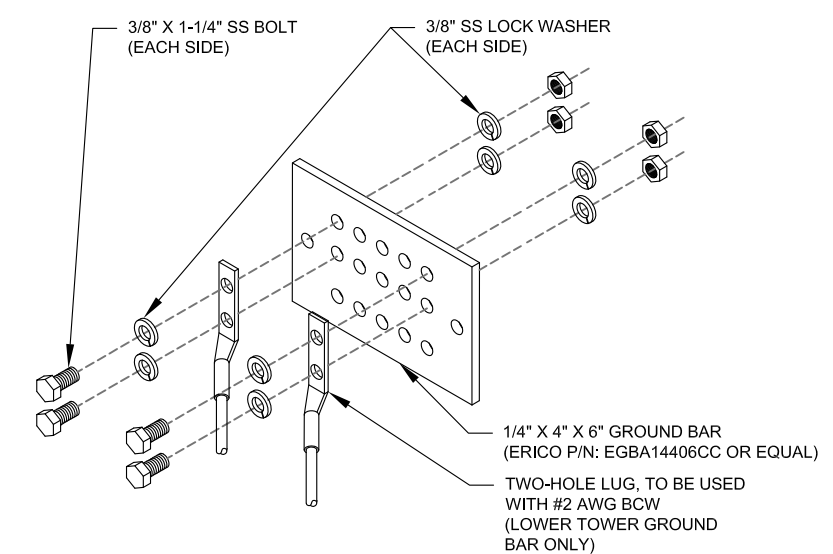
- NOTES:**
1. THIS DETAIL IS INTENDED TO SHOW THE GENERAL GROUNDING REQUIREMENTS. SLIGHT ADJUSTMENTS MAY BE REQUIRED BASED ON EXISTING SITE CONDITIONS. THE CONTRACTOR SHALL MAKE FIELD ADJUSTMENTS AS NEEDED AND INFORM THE CONSTRUCTION MANAGER OF ANY CONFLICTS.
  2. SITE GROUNDING SHALL COMPLY WITH T-MOBILE GROUNDING STANDARDS, LATEST EDITION, AND COMPLY WITH T-MOBILE GROUNDING CHECKLIST, LATEST VERSION. WHEN NATIONAL AND LOCAL GROUNDING CODES ARE MORE STRINGENT THEY SHALL GOVERN.

**1 TYPICAL ANTENNA GROUNDING DIAGRAM**  
SCALE: N.T.S.



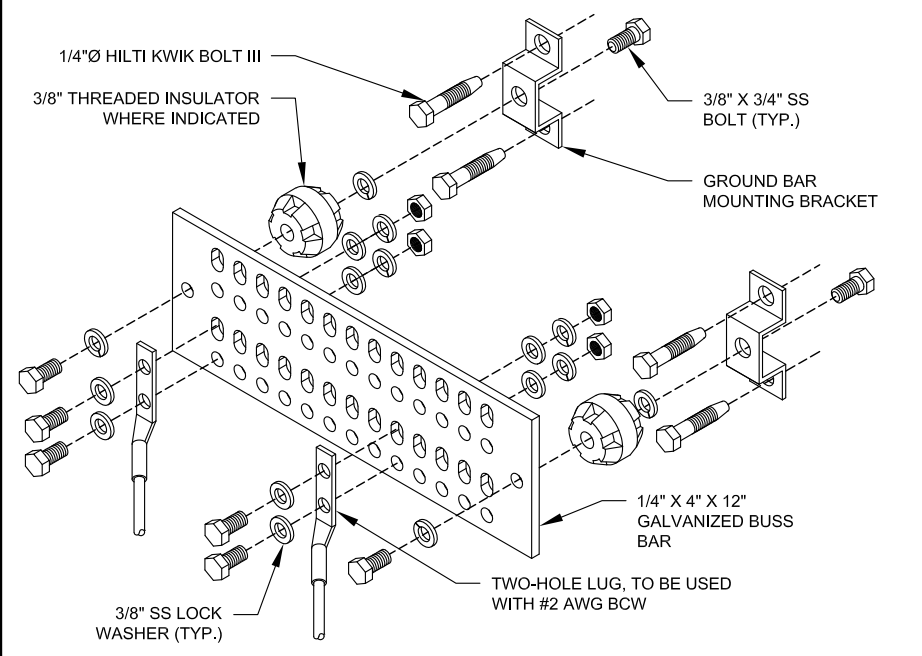
- GROUND KIT NOTES:**
1. DO NOT INSTALL CABLE GROUND KIT AT A BEND AND ALWAYS DIRECT GROUND WIRE DOWN TO GROUND BAR.
  2. CONTRACTOR SHALL PROVIDE WEATHERPROOFING KIT (ANDREW PART NUMBER 221213) AND INSTALL/TAPE PER MANUFACTURER'S SPECIFICATIONS.

**2 CABLE GROUND KIT CONNECTION DETAIL**  
SCALE: N.T.S.



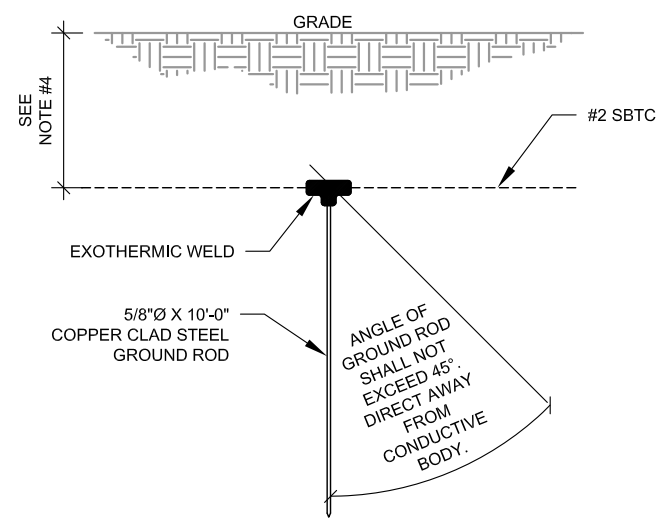
- GROUND BAR NOTES:**
1. GROUND BAR KITS COME WITH ALL HARDWARE, NUTS, BOLTS, WASHERS, ETC. EXCEPT THE STRUCTURAL MOUNTING MEMBER(S).
  2. GROUND BAR TO BE BONDED DIRECTLY TO TOWER.

**3 TOWER GROUND BAR DETAIL**  
SCALE: N.T.S.



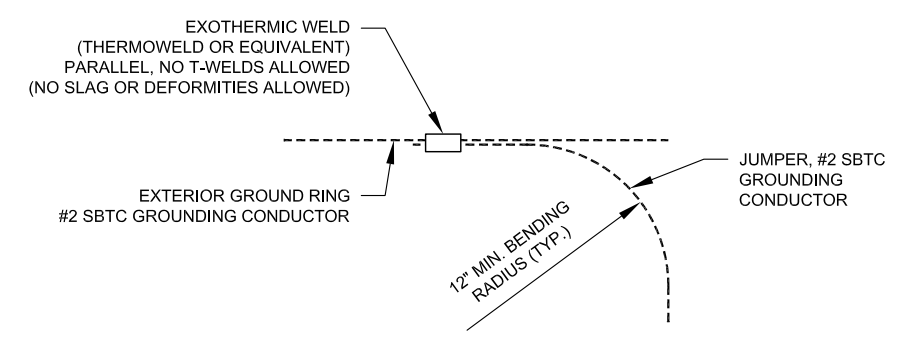
- GROUND BAR NOTES**
1. GROUND KITS COME WITH ALL HARDWARE, NUTS, BOLTS, WASHERS, ETC. EXCEPT THE STRUCTURAL MOUNTING MEMBER(S).
  2. GROUND BAR SHALL BE BOLTED TO STRUCTURAL MEMBER OR ANCHORED TO CONCRETE SLAB W/ HILTI KWIK BOLT III.

**4 MAIN GROUND BAR DETAIL**  
SCALE: N.T.S.



- NOTES:**
1. SEPARATION DIMENSION TO BE VERIFIED WITH LOCAL UTILITY COMPANY REQUIREMENTS.
  2. COORDINATE UTILITY, LOCATE BEFORE DIGGING.
  3. CONDUIT TRENCHING DEPTHS AT 36\"/>

**5 GROUND ROD DETAIL**  
SCALE: N.T.S.



**6 TIE CONNECTION DETAIL**  
SCALE: N.T.S.

REV.	DESCRIPTION	BY	DATE
A	PRELIM	CCC	07/08/21
B	PRELIM	BIW	08/31/21
C	PRELIM	AMT	01/04/22
D	FOR CONSTRUCTION	AMT	08/25/22

ATC SITE NUMBER:  
**302496**

ATC SITE NAME:  
**CLCH - COLCHESTER**

T-MOBILE SITE NAME:  
**CTHA255A**

SITE ADDRESS:  
58 CHESTNUT HILL RD  
COLCHESTER, CT 06415-2906

SEAL:

08/25/22

DATE DRAWN:	08/25/22
ATC JOB NO:	13674383
CUSTOMER ID:	CTHA255A
CUSTOMER #:	CTHA255A

**GROUNDING DETAILS**

SHEET NUMBER: <b>E-501</b>	REVISION: <b>0</b>
-------------------------------	-----------------------

Copyright © 2022 ATC IP, LLC. All Rights Reserved.



**AMERICAN TOWER®**  
**A.T. ENGINEERING SERVICE, PLLC**  
 3500 REGENCY PARKWAY  
 SUITE 100  
 CARY, NC 27518  
 PHONE: (919) 468-0112  
 COA: PEC.0001553



**TOTALLY COMMITTED.**  
**NB+C ENGINEERING SERVICES, LLC.**  
 8601 SIX FORKS ROAD, SUITE 540  
 RALEIGH, NC 27615  
 (919) 657-9131

Copyright © 2022 ATC IP, LLC. All Rights Reserved.

REV.	DESCRIPTION	BY	DATE
△ A	PRELIM	CCC	07/08/21
△ B	PRELIM	BIW	08/31/21
△ C	PRELIM	AMT	01/04/22
△ D	FOR CONSTRUCTION	AMT	08/25/22
△			

ATC SITE NUMBER:  
302496

ATC SITE NAME:  
CLCH - COLCHESTER

T-MOBILE SITE NAME:  
CTHA255A

SITE ADDRESS:  
58 CHESTNUT HILL RD  
COLCHESTER, CT 06415-2906

SEAL:



DATE DRAWN:	08/25/22
ATC JOB NO:	13674383
CUSTOMER ID:	CTHA255A
CUSTOMER #:	CTHA255A

**PANEL SCHEDULE**

SHEET NUMBER:	REVISION:
<b>E-601</b>	<b>0</b>

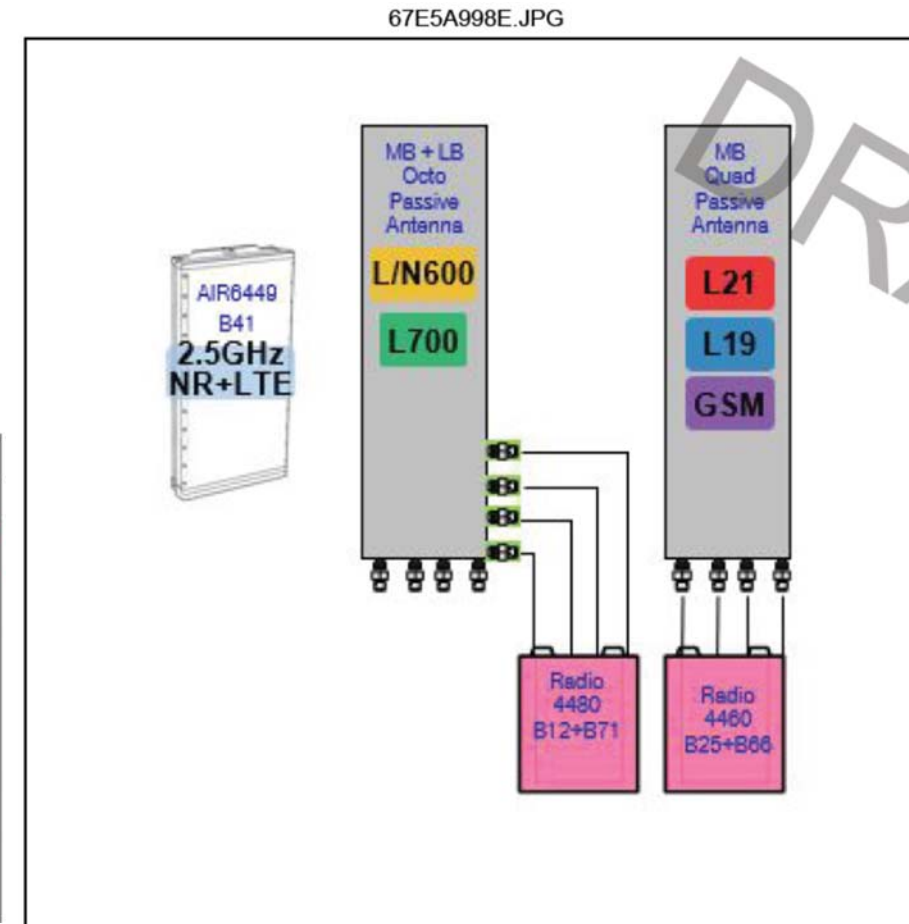
PANEL DESIGNATION: <b>TMO</b>	TYPE: LIGHTING & APPLIANCE	SYSTEM: 120/240V, 1Ø, 3W, 20 CKT	LOCATION: TMO LEASE EQUIPMENT AREA
	MOUNTING: SURFACE	MAIN BREAKER (MB): 200A	
	ENCLOSURE: NEMA 3R	MAIN BUS RATING: 200A	PANEL NOTES: PROPOSED
		MIN. A.I.C. RATING: N/A	

CONNECTED LOAD (kVA)		BRIEF DESCRIPTION	FEEDER OR BRANCH CIRCUIT							CIRC. NOTES	FEEDER OR BRANCH CIRCUIT							CONNECTED LOAD (kVA)					
A	B		BREAKER		CIRCUIT			POLE NO.	CIRC. NOTES		CIRC. NOTES	POLE NO.	CIRCUIT			BREAKER		A	B				
			AMPS	POLES	WIRE	GND	COND.						COND.	GND	WIRE	POLES	AMPS						
7.50		ENCLOSURE 6160	150	2	3-#1/0	#6	2"	1			2	1/2"	#12	2-#12	1	20	RECEPTACLE	0.18					
	7.50							3			4	1/2"	#12	2-#12	1	20	LIGHT		0.50				
0.01								5			6	1/2"	#12	2-#12	1	20	AAV GFCI RECEPTACLE	0.18					
	0.01	SURGE	60	2	3-#6	#10	1"	7			8								0.00				
0.00								9			10												0.00
	0.00							11			12												
0.00								13			14								0.00				
	0.00							15			16								0.00				
0.00								17			18								0.00				
	0.00							19			20								0.00				
7.5	7.5							<b>A</b>	<b>B</b>	<b>TOTAL</b>									0.4	0.5			
								7.9	8.0	15.9	CONNECTED LOAD (kVA)												
								7.9	8.0	15.9	DEMAND LOAD (kVA)												
																	DERATING FACTOR (80%)						
																	DEMANDLOAD SIZING:		83	AMPS			

**1 PANEL SCHEDULE**

Proposed RAN Equipment			
Template: 67E5A998E 6160			
Enclosure	1	2	3
Enclosure Type	Enclosure 6160	RBS 6601	B160
Baseband	BB 6648 L700 L600 N600 BB 6648 L2500 N2500 BB 6648 L2100 L1900	DUG20 G1900	
Transport System	CSR IXRe V2 (Gen2)		
Functionality Groups	Ericsson Hybrid Trunk 6/24 4AWG *Select Length* (x 3)		

1 CABINET CONFIGURATION  
SCALE: NOT TO SCALE

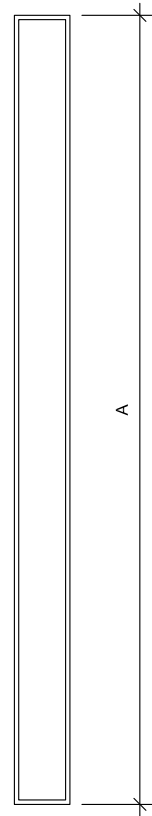


2 ANTENNA CONFIGURATION  
SCALE: NOT TO SCALE

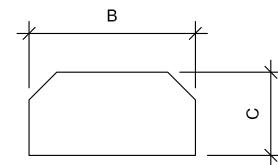
SUPPLEMENTAL

SHEET NUMBER: <b>R-601</b>	REVISION: <b>0</b>
-------------------------------	-----------------------

NOTE: THIS SHEET CREATED BY OTHERS AND PROVIDED BY REQUEST OF CUSTOMER WITHOUT EDIT.



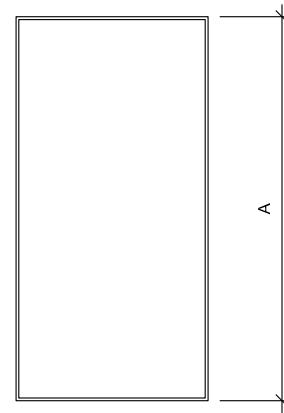
FRONT VIEW



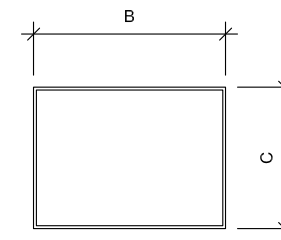
TOP VIEW

**1 ANTENNA SPECIFICATIONS**  
FOR ILLUSTRATIVE PURPOSES ONLY - NOT TO SCALE

ANTENNA SPECIFICATIONS				
ANTENNA MODEL	A	B	C	WEIGHT (LBS)
AIR6419 B41	36.3"	20.9"	9.0"	83.3
VV-65A-R1	54.7"	12.1"	4.6"	23.8
APXVAALL24 43-U-NA20	95.9"	24.0"	8.5"	122.8



FRONT VIEW



TOP VIEW

**2 RRU SPECIFICATIONS**  
FOR ILLUSTRATIVE PURPOSES ONLY - NOT TO SCALE

RRU SPECIFICATIONS				
RRU MODEL	A	B	C	WEIGHT (LBS)
RADIO 4480 B77+B85A	15.0"	13.2"	10.5"	75.0
RRUS 4460 B25+B66	19.6"	15.7"	12.1"	109.0

SUPPLEMENTAL

SHEET NUMBER: **R-602** REVISION: **0**



# Enclosure 6160 AC

The Enclosure 6160 is a multi-purpose site cabinet designed to support a multitude of equipment such as ERS Baseband, Transport, Li-Ion battery and 3PP vendor equipment. It also provides a highly capable power system and battery back-up - all in a streamlined design and minimized footprint to support cost efficient expansion of mobile broadband.

Being an all-in-one enclosure, the Enclosure 6160 is a very fitting choice for all types of sites where the capacity need is large or room for future expansion is needed. It is ideally used for modernizing existing sites or in greenfield scenarios to match both current and future needs.

With a robust design, IP65 compliance and a sealed Heat Exchanger (HEX) climate system the Enclosure 6160 ensures optimal environmental protection of the active equipment - enabling them for a long-lasting service. The complete system is also integrated and verified for the entire Ericsson Radio System and ensures best-in-class service.

The power system offers 31,5kW of power in total and provides 24kW of -48V DC power for both internal and external consumers.

The equipment space allows 19U of rack space ensuring well enough capacity for existing need and future expansion.

One of the main advantages of the Enclosure 6160 is its default integration with ENM - allowing for advanced remote monitoring and control such a fault management (alarms), inventory management and performance measurements. The cabinet also provides an open O&M interface for integration to 3PP O&M systems.



## Preliminary technical specification for Enclosure 6160 AC

### CAPACITY

Rack space user equipment	19U (19" rack)
Hardware capabilities	Power and CPRI support for multi-standard remote radios (RRU or AIR) ERS Baseband and Transport units Li-Ion batteries 3PP equipment Additional power feed available as option

### MECHANICAL SPECIFICATION

Weight	145 kg (excluding active equipment) 320 lbs (excluding active equipment)
Dimension (H x W x D)	1600 x 650 x 650 mm (incl. Base frame) 63 x 26 x 26 in. (incl. Base frame)
Base frame height	150 mm 6 in.
Mounting position	Ground
Enclosure material	Aluminum
Color	Power paint NCS 2002-B
Door	Front access
Rack type	19" (IEC 60297-3-100)
Locking type	Pad lock or Cylinder

### POWER SYSTEM

Input voltage	3P+N+PE: 346/200-415/240 VAC 2P+N+PE: 208/120-220/127 VAC 1P+N+PE: 200-250 VAC
Input power	<33kW
Output load (-48VDC)	24kW
Total capacity (-48VDC)	31.5kW
AC SPD	Class 2/Type 2
DC SPD	Class 2/Type 2
PSU Slots	9x
Service outlet	Optional
Priority load	8x Circuit Breaker
LLVD 1	6x Circuit Breaker
LLVD 2	6x Circuit Breaker
CB ratings	3A / 5A / 10A / 15A / 20A / 25A / 30A / 40A / 50A / 60A / 80A / 100A
Battery Interface	2x Circuit Breaker
Battery Circuit Breaker rating	125A 2pol (200A)
PSU capacity	3500W

SUPPLEMENTAL

SHEET NUMBER:

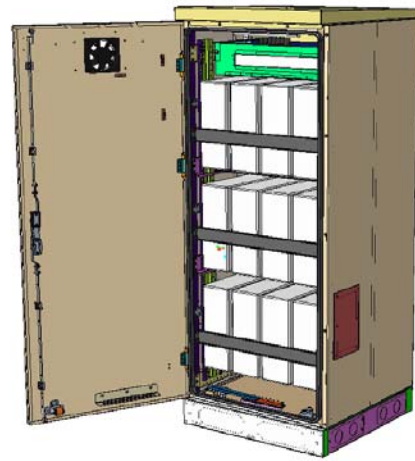
R-603

REVISION:

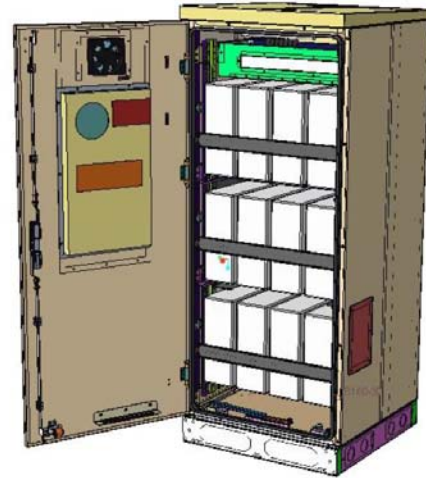
0

NOTE: THIS SHEET WAS CREATED BY OTHERS AND PROVIDED AT THE REQUEST OF THE CUSTOMER WITHOUT EDIT.

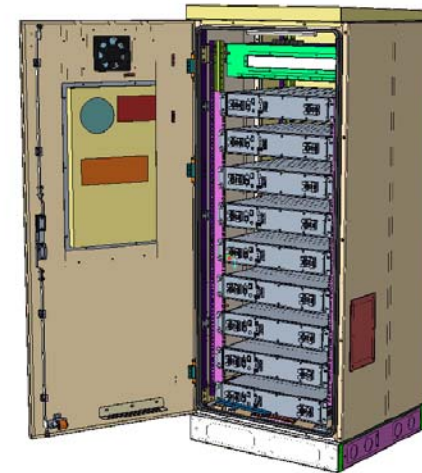
# Enclosure B160



Enclosure B160  
AirCon + VRLA



Enclosure B160  
AirCon + Li-Ion



Enclosure B160  
Convection Cooling  
+ VRLA

PA1 | 2019-02-03 | Ericsson Confidential | Page 1

# Enclosure B160

## Capacity

- VRLA 12V: 100Ah / 150Ah / 170Ah / 190Ah / 210Ah
- Li-Ion: 24U 19" / 23"
- Sodium-Nickel: 3x FIAMM

## Electrical specification

- DC Output: -48VDC/200A
- Battery breakers: 2x 125/2p
- Alarms: Door open, Climate failure, MCB Connection

## Mechanical specification

- Weight: 134kg
- Dimensions: 63 x 26 x 26 in. (incl. Base frame)
- Base frame height: 6 in.
- Material: Galvanized steel (180g/m<sup>2</sup>)
- Color: Powder paint NCS 2002-B
- Door: Front access
- Locking type: Pad lock / cylinder

## Environmental specification

- Ingress protection: VRLA/Sodium IP44  
Li-Ion IP55
- Relative humidity: 15-100%

## Climate system

- Air Conditioner
  - Fan type: DC
  - Cooling capacity: 500W @L35/L35
- Convection cooling
  - Emergency fan

PA1 | 2019-02-03 | Ericsson Confidential | Page 2

SUPPLEMENTAL

SHEET NUMBER:

R-604

REVISION:

0

NOTE: THIS SHEET WAS CREATED BY OTHERS AND PROVIDED AT THE REQUEST OF THE CUSTOMER WITHOUT EDIT.



**From the World Leader in VRLA Battery Technology**

Designed for durability in Telecommunications and Electric Utility applications, the GNB Industrial Power MARATHON® M12V180FT Battery provides high performance and reliability in long duration discharge applications. The location of the terminals on the front (vs. the top) of the battery greatly facilitates the installation and maintenance of the product when placed in a cabinet enclosure or on a standard relay rack tray. The MARATHON® M12V180FT Battery highlights another example of GNB Industrial Power's extensive experience and world wide leadership in VRLA technology.

**"Designed in" Quality Manufacturing**

Quality manufacturing processes for the MARATHON® M12V180FT Battery incorporates the industry's most advanced technologies including: an automated helium leak detection system, a computer controlled "fill by weight" acid filler, and a temperature controlled water bath formation process. Each and every unit is capacity tested.

**High Performance MARATHON® M12V180FT Features**

- Patented "Diamond Side-Wall" Design maintains structural integrity in higher operating temperatures
- Durable Flame Retardant Polypropylene Container and Cover complies with UL94 V-0; 28% L.O.I.
- Carry Handles facilitates ease of installation
- High-Compression Absorbent Glass Mat (AGM) Technology ensures greater than 99% recombination efficiency
- Integrated Flash Arrestor ultrasonically welded into cover for secure and safe protection
- 10 Year Design Life in float applications @ 25°C (77°F); 12 year @ 20°C (68°F)
- Superior Lead-Tin-Calcium Positive Alloy helps to resist corrosion
- Higher Vent Opening Pressure minimizes unnecessary gassing; one-way self resealing device
- Front Accessible Copper Alloy, 6 mm, Female Terminals ensures low resistance, high integrity connections
- "Easy On\Easy Off" Terminal Post Protector provides added safety
- Wider Bushing allows access for larger probes
- Footprint Ready fits in all standard 23" Relay Rack Applications
- Compliance: Designed in accordance with IEC 60896-21/-22
- No Transport Restrictions: Complies with IATA/ICAO Special Provision A67; DOT-CFR Title 49; IMDG Amendment 34-08

**Applications**

The MARATHON® M12V180FT Battery incorporates GNB Industrial Power's advanced VRLA technology designed for long life and high performance in:

Telecommunications

- Distributed Power
- PCS
- Cellular
- Broadband

Electric Utility

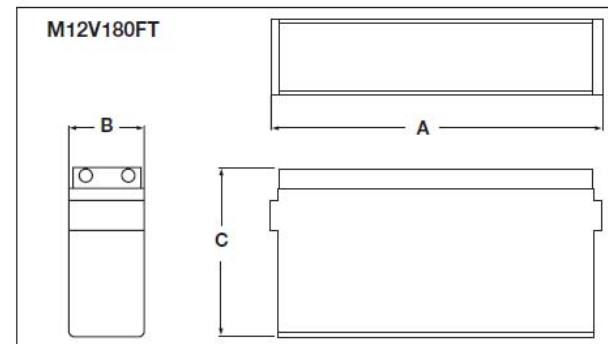
- Switchgear Control Power
- Communications



1 M12V180FT BATTERY  
SCALE: N.T.S.



Model Number	Voltage	Capacity (AH)		Nominal Dimensions						Nominal Weight	
		8 hr to 1.75 VPC @ 25°C	10 hr to 1.80 VPC @ 20°C	Inches			Millimeters			lbs.	Kg
				A	B	C	A	B	C		
M12V180FT	12	180	175	22.00	4.90	12.50	559	124	318	133	60



**Float Voltage & Charging**

Constant Voltage charging is recommended  
 Recommended float voltage: 2.27 VPC @ 25°C (77°F)  
 Float Voltage Range: 2.25 to 2.30 VPC @ 25°C (77°F)  
 Equalize Voltage: 2.35 VPC for 24 Hours or 2.40 VPC for 12 Hours

**Marathon® M12V180FT Electrical Data**

Model Number	Short Circuit Current Amps	Internal Resistance (mOhms)
M12V180FT	4147	3.0

NOTE: Design and/or specifications subject to change without notice. If questions arise, contact your local GNB Industrial Power sales representative for clarification

**Marathon M12V180FT Performance Specifications**

End Voltage Per Cell	Time															
	24 hr	20 hr	12 hr	10 hr	9 hr	8 hr	7 hr	6 hr	5 hr	4 hr	3 hr	2.5 hr	2 hr	1.5 hr	1 hr	0.5 hr
1.94 Final Volts Per Cell	6.4	7.6	12.2	14.4	15.9	17.7	20.0	22.5	26.1	31.2	39.4	45.6	54.6	69.1	89.8	134.0
1.92 Final Volts Per Cell	6.8	8.0	12.9	15.3	16.9	18.9	21.1	23.8	27.6	33.1	41.9	48.6	58.3	73.1	96.1	144.5
1.90 Final Volts Per Cell	7.1	8.4	13.6	16.1	17.8	19.9	22.0	24.9	28.9	34.8	44.0	51.2	61.5	76.6	101.7	154.6
1.87 Final Volts Per Cell	7.5	8.9	14.3	16.9	18.6	20.8	23.5	26.5	30.6	36.5	45.8	52.8	63.0	79.0	108.7	167.9
1.85 Final Volts Per Cell	7.7	9.1	14.6	17.3	19.1	21.3	24.1	27.1	31.3	37.4	47.1	54.4	65.0	81.7	112.7	175.2
1.83 Final Volts Per Cell	7.9	9.3	14.9	17.6	19.5	21.7	24.5	27.6	31.9	38.2	48.0	55.6	66.5	83.8	115.9	181.5
1.81 Final Volts Per Cell	7.9	9.4	15.1	17.9	19.7	22.0	24.9	27.9	32.3	38.7	48.8	56.5	67.6	85.3	118.2	186.4
1.80 Final Volts Per Cell	8.0	9.4	15.2	18.0	19.8	22.1	25.0	28.0	32.5	38.9	49.1	56.8	68.0	85.8	119.1	188.5
1.78 Final Volts Per Cell	8.0	9.5	15.3	18.1	20.0	22.3	25.2	28.2	32.7	39.2	49.5	57.4	68.7	86.7	120.3	191.9
1.75 Final Volts Per Cell	8.1	9.6	15.4	18.3	20.2	22.5	25.4	28.4	33.0	39.5	49.9	57.9	69.4	87.6	121.7	194.5

NOTE: THIS SHEET WAS CREATED BY OTHERS AND PROVIDED AT THE REQUEST OF THE CUSTOMER WITHOUT EDIT. GENERAL CONTRACTOR IS TO CHECK WITH THE T-MOBILE CM TO ENSURE THIS IS THE MOST RECENT VERSION OF THE RFDS.

SUPPLEMENTAL

SHEET NUMBER: **R-605** REVISION: **0**



**AMERICAN TOWER®**  
CORPORATION

---

## Post Modification Structural Analysis Report

**Structure** : 181 ft Monopole  
**ATC Site Name** : Clch - Colchester,CT  
**ATC Site Number** : 302496  
**Engineering Number** : 13674383\_C4\_11  
**Proposed Carrier** : T-MOBILE  
**Carrier Site Name** : CTHA255A  
**Carrier Site Number** : CTHA255A  
**Site Location** : Chestnut Hill Road  
Colchester, CT 06415-2906  
41.5689, -72.3037  
**County** : New London  
**Date** : August 26, 2022  
**Max Usage** : 95%  
**Result** : Pass

Prepared By:

Kingsley C. Igboanugo  
Structural Engineer III

Reviewed By:



Authorized by "EOR"  
10 Nov 2022 03:37:05

**COA : PEC.0001553**





## Table of Contents

Introduction.....	3
Supporting Documents .....	3
Analysis .....	3
Conclusion .....	3
Existing and Reserved Equipment.....	4
Equipment to be Removed .....	4
Proposed Equipment .....	4
Structure Usages.....	5
Foundations .....	5
Deflection, Twist and Sway* .....	5
Standard Conditions .....	6
Calculations .....	Attached

## Introduction

The purpose of this report is to summarize results of a structural analysis performed on the 181 ft Monopole to reflect the change in loading by T-MOBILE.

## Supporting Documents

<b>Tower Drawings</b>	Mapping by HighTower Project #HTS011509, dated January 13, 2008
<b>Foundation Drawing</b>	Mapping by American Tower Site #302496 dated January 22, 2009
<b>Geotechnical Report</b>	GEOservices Project #21-07254, dated January 6, 2009
<b>Modifications</b>	ATC Project #13674383_C6_09, dated March 10, 2022 (Pending)

## Analysis

The tower was analyzed using American Tower Corporation's tower analysis software. This program considers an elastic three-dimensional model and second-order effects per ANSI/TIA-222.

<b>Basic Wind Speed:</b>	122 mph (3-second gust)
<b>Basic Wind Speed w/ Ice:</b>	50 mph (3-second gust) w/ 1.00" radial ice concurrent
<b>Code:</b>	ANSI/TIA-222-H / 2021 IBC / 2022 Connecticut State Building Code
<b>Exposure Category:</b>	B
<b>Risk Category:</b>	II
<b>Topographic Factor Procedure:</b>	Method 1
<b>Topographic Category:</b>	1
<b>Spectral Response:</b>	$S_s = 0.20, S_i = 0.06$
<b>Site Class:</b>	D - Stiff Soil - Default

**\*\*Wind load and Ice thickness have been reduced by applicable existing structure load modification factors in accordance with TIA-222-H, Annex S.**

## Conclusion

Based on the analysis results, the structure meets the requirements per the applicable codes listed above. The tower and foundation can support the equipment as described in this report. If the pending modifications cited in the supporting documents table are not completed, the results of this analysis are no longer valid, and T-Mobile should contact America Tower's Site Manager for further direction on how to proceed.

If you have any questions or require additional information, please contact American Tower via email at [Engineering@americantower.com](mailto:Engineering@americantower.com). Please include the American Tower site name, site number, and engineering number in the subject line for any questions.

**Existing and Reserved Equipment**

Elev. <sup>1</sup> (ft)	Qty	Equipment	Mount Type	Lines	Carrier
185.0	3	Kaelus DBC0061F1V51-2	Triangular Platform with Handrails	(1) 0.39" (10mm) Fiber Trunk (2) 0.78" (19.7mm) 8 AWG 6 (12) 1 1/4" Coax	AT&T MOBILITY
	1	Raycap DC6-48-60-18-8F (23.5" Height)			
	6	Powerwave Allgon LGP17201			
	3	Ericsson RRUS-11 800 MHz			
	3	Ericsson RRUS 32 B2			
	1	KMW AM-X-CD-14-65-00T-RET			
	3	Powerwave Allgon 7770.00			
	2	CCI TPA-65R-LCUUUU-H8			
	2	Andrew SBNH-1D6565C			
	1	Quintel QS46512-2			
150.0	3	Fujitsu TA08025-B605	Triangular Platform with Handrails	(1) 1.60" (40.6mm) Hybrid	DISH WIRELESS L.L.C.
	3	Fujitsu TA08025-B604			
	1	Raycap RDIDC-9181-PF-48			
	3	Commscope FFVV-65B-R2			

**Equipment to be Removed**

Elev. <sup>1</sup> (ft)	Qty	Equipment	Mount Type	Lines	Carrier
No loading was considered as removed as part of this analysis.					

**Proposed Equipment**

Elev. <sup>1</sup> (ft)	Qty	Equipment	Mount Type	Lines	Carrier
167.0	3	Ericsson Radio 4460 B25+B66	Triangular Platform with Handrails	(3) 1 5/8" Hybriflex	T-MOBILE
	3	Ericsson Radio 4480 B71+B85A			
	3	Ericsson Air6419 B41			
	3	Commscope VV-65A-R1			
	3	RFS APXVAALL24 43-U-NA20			

<sup>1</sup> Contracted elevations are shown for appurtenances within contracted installation tolerances. Appurtenances outside of contract limits are shown at installed elevations.

Install proposed lines inside the pole shaft.

**Structure Usages**

Structural Component	Controlling Usage	Pass/Fail
Anchor Bolts	89%	Pass
Shaft	95%	Pass
Reinforcement	86%	Pass
Base Plate	22%	Pass
Flange	37%	Pass

**Foundations**

Reaction Component	Analysis Reactions	% of Usage
Moment (Kips-Ft)	3634.8	22%
Axial (Kips)	53.7	2%

The structure base reactions resulting from this analysis were found to be acceptable through analysis based on geotechnical and foundation information, therefore no modification or reinforcement of the foundation will be required.

**Deflection, Twist and Sway\***

Antenna Elevation (ft)	Antenna	Carrier	Deflection (ft)	Sway (Rotation) (°)
167.0	Ericsson Radio 4460 B25+B66	T-MOBILE	2.998	2.120
	Ericsson Radio 4480 B71+B85A			
	RFS APXVAALL24 43-U-NA20			
	Commscope VV-65A-R1			
	Ericsson Air6449 B41			

\*Deflection, Twist and Sway was evaluated considering a design wind speed of 60 mph (3-Second Gust) per ANSI/TIA-222-H

## **Standard Conditions**

All engineering services performed by A.T. Engineering Services LLC are prepared on the basis that the information used is current and correct. This information may consist of, but is not limited to the following:

- Information supplied by the client regarding antenna, mounts and feed line loading
- Information from drawings, design and analysis documents, and field notes in the possession of A.T. Engineering Services LLC

It is the responsibility of the client to ensure that the information provided to A.T. Engineering Services LLC and used in the performance of our engineering services is correct and complete.

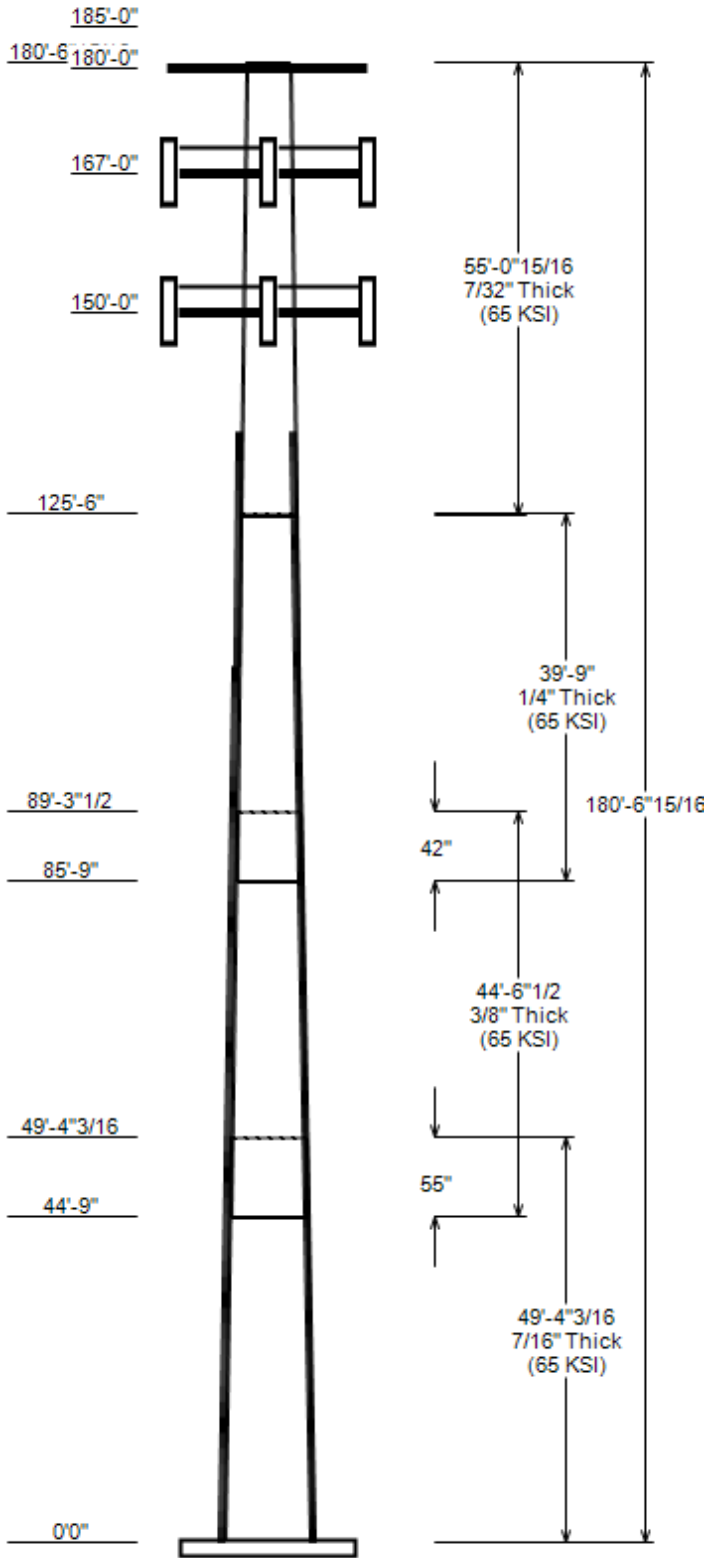
All assets of American Tower Corporation, its affiliates, and subsidiaries (collectively “American Tower”) are inspected at regular intervals. Based upon these inspections and in the absence of information to the contrary, American Tower assumes that all structures were constructed in accordance with the drawings and specifications.

Unless explicitly agreed by both the client and A.T. Engineering Services LLC, all services will be performed in accordance with the current revision of ANSI/TIA-222.

All services are performed, results obtained, and recommendations made in accordance with generally accepted engineering principles and practices. A.T. Engineering Services LLC is not responsible for the conclusions, opinions and recommendations made by others based on the information supplied herein.

Asset : 302496, Clch - Colchester  
 Client : T-MOBILE  
 Code : ANSI/TIA-222-H

Height : 180.58 ft  
 Base Width : 41.7  
 Shape : 12 Sides



**SITE PARAMETERS**

Nominal Wind: 118.91 mph wind with no ic **Topo Category:** 1  
 Ice Wind: 48.73 mph wind with 0.850" **Topo Method:** Method 1  
 Base Elev (ft): 0.00 **Taper :** 0.15100 (ln/ft) **Topo Feature:**  
**Structure Class:** II **Exposure :** B **S<sub>s</sub> :** 0.204 **S<sub>1</sub> :** 0.055

**SECTION PROPERTIES**

Shaft Section	Length (ft)	Diameter (in)		Thick Joint (in)	Type	Overlap Length (in)	Shape	Steel Grade (ksi)
		Across Flats Top	Across Flats Bottom					
1	49.350	34.23	41.70	0.438		0.000	12 Sides	65
2	44.541	28.93	35.67	0.375	Slip Joint	55.210	12 Sides	65
3	39.750	23.94	29.96	0.250	Slip Joint	42.490	12 Sides	65
4	55.080	15.60	23.94	0.219	Butt Joint	0.000	12 Sides	65

**DISCRETE APPURTENANCE**

Attach Elev (ft)	Force Elev (ft)	Qty	Description
185.0	185.0	3	Kaelus DBC0061F1V51-2
185.0	185.0	1	Raycap DC6-48-60-18-8F (23.5")
185.0	185.0	6	Powerwave Allgon LGP17201
185.0	185.0	3	Ericsson RRUS-11 800 MHz
185.0	185.0	3	Ericsson RRUS 32 B2
185.0	185.0	1	KMW AM-X-CD-14-65-00T-RET
185.0	185.0	3	Powerwave Allgon 7770.00
185.0	185.0	1	Quintel QS46512-2
185.0	185.0	2	Andrew SBNH-1D6565C
185.0	185.0	2	CCI TPA-65R-LCUUUU-H8
180.0	180.0	1	Flat Platform w/ Handrails
167.0	167.0	3	Ericsson Radio 4460 B25+B66
167.0	167.0	3	Ericsson Radio 4480 B71+B85A
167.0	167.0	3	Ericsson Air6449 B41
167.0	167.0	3	Commscope VV-65A-R1
167.0	167.0	3	RFS APXVAALL24 43-U-NA20
167.0	167.0	1	Generic Round Platform with Ha
150.0	150.0	1	Raycap RDIDC-9181-PF-48
150.0	150.0	3	Fujitsu TA08025-B604
150.0	150.0	3	Fujitsu TA08025-B605
150.0	150.0	3	Commscope FFVV-65B-R2
150.0	150.0	1	Generic Round Platform with Ha

**LINEAR APPURTENANCE**

Elev From (ft)	Elev To (ft)	Description	Exp To Wind
0.0	185.0	1 1/4" Coax	No
0.0	185.0	0.78" (19.7mm) 8 AWG 6	No
0.0	185.0	0.39" (10mm) Fiber Trunk	No
0.0	167.0	1 5/8" Hybriflex	Yes
0.0	150.0	1.60" (40.6mm) Hybrid	No
107.0	140.0	W8 Brackets for #20	Yes
107.0	140.0	W8 Brackets for #20	Yes
107.0	140.0	W8 Brackets for #20	Yes
107.0	140.0	W8 Brackets for #20	Yes
107.0	140.0	#20 w/ W Brackets	Yes
107.0	140.0	#20 w/ W Brackets	Yes
107.0	140.0	#20 w/ W Brackets	Yes
107.0	140.0	#20 w/ W Brackets	Yes
0.0	107.0	#20 w/ Angle Brackets	Yes
0.0	107.0	#20 w/ Angle Brackets	Yes
0.0	107.0	#20 w/ Angle Brackets	Yes

**JOB INFORMATION**

Asset : 302496, Clch - Colchester  
 Client : T-MOBILE  
 Code : ANSI/TIA-222-H

Height : 180.58 ft  
 Base Width : 41.7  
 Shape : 12 Sides

**LINEAR APPURTENANCE**

<b>Elev From (ft)</b>	<b>Elev To (ft)</b>	<b>Description</b>	<b>Exp To Wind</b>
0.0	107.0	#20 w/ Angle Brackets	Yes

**LOAD CASES**

1.2D + 1.0W Normal	118.91 mph wind with no ice
0.9D + 1.0W Normal	118.91 mph wind with no ice
1.2D + 1.0Di + 1.0Wi Nor	48.73 mph wind with 0.850" radial
1.2D + 1.0Ev + 1.0Eh Nor	Seismic
0.9D - 1.0Ev + 1.0Eh Nor	Seismic (Reduced DL)
1.0D + 1.0W Service Norm	60 mph Wind with No Ice

**REACTIONS**

<b>Load Case</b>	<b>Moment (kip-ft)</b>	<b>Shear (Kip)</b>	<b>Axial (Kip)</b>
1.2D + 1.0W Normal	3634.79	30.40	53.70
0.9D + 1.0W Normal	3554.44	30.36	40.25
1.2D + 1.0Di + 1.0Wi Normal	719.15	5.34	67.23
1.2D + 1.0Ev + 1.0Eh Normal	210.33	1.35	53.88
0.9D - 1.0Ev + 1.0Eh Normal	204.13	1.35	37.11
1.0D + 1.0W Service Normal	818.27	6.92	44.80

**DISH DEFLECTIONS**

<b>Load Case</b>	<b>Attach Elev (ft)</b>	<b>Deflection (in)</b>	<b>Rotation (deg)</b>
------------------	-----------------------------	----------------------------	---------------------------

ASSET: 302496, Clch - Colchester  
CUSTOMER: T-MOBILE

CODE: ANSI/TIA-222-H  
ENG NO: 13674383\_C4\_11

### ANALYSIS PARAMETERS

<b>Location:</b>	New London County,CT	<b>Height:</b>	180.58 ft
<b>Type and Shape:</b>	Taper, 12 Sides	<b>Base Diameter:</b>	41.70 in
<b>Manufacturer:</b>	Undetermined	<b>Top Diameter:</b>	15.60 in
<b>K<sub>d</sub> (non-service):</b>	0.95	<b>Taper:</b>	0.1510 in/ft
<b>K<sub>e</sub>:</b>	0.98	<b>Rotation:</b>	0.000°

### ICE & WIND PARAMETERS

<b>Exposure Category:</b>	B	<b>Design Wind Speed w/o Ice:</b>	119 mph
<b>Risk Category:</b>	II	<b>Design Wind Speed w/Ice:</b>	49 mph
<b>Topo Factor Procedure:</b>	Method 1	<b>Operational Wind Speed:</b>	60 mph
<b>Topographic Category:</b>	1	<b>Design Ice Thickness:</b>	0.85 in
<b>Crest Height:</b>	0 ft	<b>HMSL:</b>	550.00 ft

### SEISMIC PARAMETERS

<b>Analysis Method:</b>	Equivalent Lateral Force Method		
<b>Site Class:</b>	D - Stiff Soil	<b>Period Based on Rayleigh Method (sec):</b>	3.54
<b>T<sub>L</sub> (sec):</b>	6	<b>P:</b>	1
<b>S<sub>s</sub>:</b>	0.204	<b>S<sub>1</sub>:</b>	0.055
<b>F<sub>a</sub>:</b>	1.600	<b>F<sub>v</sub>:</b>	2.400
<b>S<sub>ds</sub>:</b>	0.218	<b>S<sub>dt</sub>:</b>	0.088
		<b>C<sub>s</sub>:</b>	0.030
		<b>C<sub>s</sub> Max:</b>	0.030
		<b>C<sub>s</sub> Min:</b>	0.030

### LOAD CASES

1.2D + 1.0W Normal	118.91 mph wind with no ice
0.9D + 1.0W Normal	118.91 mph wind with no ice
1.2D + 1.0Di + 1.0Wi Normal	48.73 mph wind with 0.850" radial ice
1.2D + 1.0Ev + 1.0Eh Normal	Seismic
0.9D - 1.0Ev + 1.0Eh Normal	Seismic (Reduced DL)
1.0D + 1.0W Service Normal	60 mph Wind with No Ice



ASSET: 302496, Clich - Colchester  
 CUSTOMER: T-MOBILE

CODE: ANSI/TIA-222-H  
 ENG NO: 13674383\_C4\_11

SHAFT SECTION PROPERTIES

Sect Info	Length (ft)	Thick (in)	Fy (ksi)	Joint Type	Slip Joint len (in)	Weight (lb)	Bottom						Top							
							Dia (in)	Elev (ft)	Area (in <sup>2</sup> )	Ix (in <sup>4</sup> )	W/t Ratio	D/t Ratio	Dia (in)	Elev (in)	Area (in <sup>2</sup> )	Ix (in <sup>4</sup> )	W/t Ratio	D/t Ratio	Taper (in/ft)	
1-12	49.35	0.4375	65		0.00	8,877	41.70	0.000	58.13	12,632.4	22.86	95.31	34.23	49.35	47.60	6,935.9	18.28	78.23	0.1515	
2-12	44.54	0.3750	65	Slip	55.21	5,843	35.67	44.749	42.62	6,777.9	22.81	95.13	28.93	89.29	34.48	3,587.1	17.99	77.14	0.1515	
3-12	39.75	0.2500	65	Slip	42.49	2,907	29.96	85.750	23.92	2,695.2	29.43	119.85	23.94	125.50	19.07	1,366.4	22.98	95.77	0.1515	
4-12	55.08	0.2188	65	Butt	0.00	2,581	23.94	0	16.71	1,200.6	26.64	109.42	15.60	180.58	10.84	327.2	16.42	71.29	0.1515	
Shaft Weight						20,208														

DISCRETE APPURTENANCE PROPERTIES

Attach Elev (ft)	Description	Qty	Ka	Vert Ecc (ft)	No Ice			Ice		
					Weight (lb)	EPAA (sf)	Orientation Factor	Weight (lb)	EPAA (sf)	Orientation Factor
185.00	Ericsson RRUS-11 800 MHz	3	0.75	0.000	54.00	2.522	0.50	97.60	3.124	0.50
185.00	Powerwave Allgon LGP17201	6	0.75	0.000	31.00	1.668	0.50	53.06	2.160	0.50
185.00	Raycap DC6-48-60-18-8F (23.5"	1	0.75	0.000	20.00	1.260	1.00	50.45	1.641	1.00
185.00	Kaelus DBC0061F1V51-2	3	0.75	0.000	25.50	0.433	0.50	36.19	0.693	0.50
185.00	Andrew SBNH-1D6565C	2	0.75	0.000	66.10	11.440	0.77	198.79	13.311	0.77
185.00	CCI TPA-65R-LCUUUU-H8	2	0.75	0.000	81.60	13.298	0.77	241.69	15.457	0.77
185.00	Quintel QS46512-2	1	0.75	0.000	104.00	5.553	1.00	189.74	6.719	1.00
185.00	Powerwave Allgon 7770.00	3	0.75	0.000	35.00	5.508	0.65	100.75	6.737	0.65
185.00	KMW AM-X-CD-14-65-00T-RET	1	0.75	0.000	36.40	4.994	1.00	100.77	6.075	1.00
185.00	Ericsson RRUS 32 B2	3	0.75	0.000	53.00	2.743	0.50	95.54	3.419	0.50
180.00	Flat Platform w/ Handrails	1	1.00	0.000	2000.00	42.400	1.00	2820.69	54.511	1.00
167.00	RFS APXVAALL24 43-U-NA20	3	0.75	0.000	122.80	20.243	0.63	346.23	22.370	0.63
167.00	Commscope VV-65A-R1	3	0.75	0.000	23.80	5.928	0.63	91.16	7.143	0.63
167.00	Ericsson Air6419 B41	3	0.75	0.000	104.00	5.682	0.63	182.17	6.593	0.63
167.00	Ericsson Radio 4480 B71+B85A	3	0.75	0.000	84.00	2.852	0.50	127.34	3.493	0.50
167.00	Ericsson Radio 4460 B25+B66	3	0.75	0.000	109.00	2.564	0.50	159.70	3.169	0.50
167.00	Generic Round Platform with Ha	1	1.00	0.000	2500.00	27.200	1.00	3429.10	41.222	1.00
150.00	Commscope FFVV-65B-R2	3	0.75	0.000	70.80	12.271	0.64	213.26	13.860	0.64
150.00	Fujitsu TA08025-B605	3	0.75	0.000	75.00	1.962	0.50	110.51	2.483	0.50
150.00	Fujitsu TA08025-B604	3	0.75	0.000	63.90	1.962	0.50	96.96	2.483	0.50
150.00	Raycap RDIDC-9181-PF-48	1	0.75	0.000	21.90	1.867	1.00	54.16	2.377	1.00
150.00	Generic Round Platform with Ha	1	1.00	0.000	2500.00	27.200	1.00	3418.18	41.057	1.00
Totals	Num Loadings: 22	53			10,126.10			16,234.64		

LINEAR APPURTENANCE PROPERTIES

Load Case Azimuth (deg) : 0.00\_

Elev From (ft)	Elev To (ft)	Qty	Description	Coax Dia (in)	Coax Wt (lb/ft)	Max Coax/ Row	Dist Between Rows (in)	Dist Between Cols (in)	Azimuth (deg)	Dist From Face (in)	Exposed To Wind	Carrier
0.00	185.00	12	1 1/4" Coax	1.55	0.63	N	0	0	0	0	N	AT&T MOBILITY
0.00	185.00	2	0.78" (19.7mm) 8 AWG	0.78	0.59	N	0	0	0	0	N	AT&T MOBILITY
0.00	185.00	1	0.39" (10mm) Fiber Tr	0.39	0.06	N	0	0	0	0	N	AT&T MOBILITY
0.00	167.00	3	1 5/8" Hybriflex	1.98	1.3	N	3	1	90	1	Y	T-MOBILE
0.00	150.00	1	1.60" (40.6mm) Hybrid	1.6	2.34	N	0	0	0	0	N	DISH WIRELESS
0	107.0	1	W8 Brackets for #20	2.48	6.3	N	1	0	180	0	Y	
0	107.0	1	#20 w/ W Brackets	2.5	0	N	1	0	180	0	Y	
0	107.0	1	#20 w/ W Brackets	2.5	0	N	1	0	90	0	Y	
0	107.0	1	W8 Brackets for #20	2.48	6.3	N	1	0	270	0	Y	
0	107.0	1	W8 Brackets for #20	2.48	6.3	N	1	0	90	0	Y	
0	107.0	1	W8 Brackets for #20	2.48	6.3	N	1	0	0	0	Y	
0	107.0	1	#20 w/ W Brackets	2.5	0	N	1	0	270	0	Y	
0	107.0	1	#20 w/ W Brackets	2.5	0	N	1	0	0	0	Y	
0.00	107.00	1	#20 w/ Angle Brackets	4	4.68	N	1	0	180	0	Y	

ASSET: 302496, Clch - Colchester  
 CUSTOMER: T-MOBILE

CODE: ANSI/TIA-222-H  
 ENG NO: 13674383\_C4\_11

Elev From (ft)	Elev To (ft)	Qty	Description	Coax Dia (in)	Coax Wt (lb/ft)	Flat	Max Coax/ Row	Dist Between Rows(in)	Dist Between Cols(in)	Azimuth (deg)	Dist From Face (in)	Exposed To Wind	Carrier
0.00	107.00	1	#20 w/ Angle Brackets	4	4.68	N	1	0	0	0	0	Y	
0.00	107.00	1	#20 w/ Angle Brackets	4	4.68	N	1	0	0	270	0	Y	
0.00	107.00	1	#20 w/ Angle Brackets	4	4.68	N	1	0	0	90	0	Y	

**ADDITIONAL STEEL**

Intermediate Connectors

Elev From (ft)	Elev To (ft)	Qty	Description	Fy (ksi)	Offset (in)	Description	Spacing (in)	Len (in)	Connectors	Continuation?
0.00	107.00	4	SOL #20 All Thread Bar	80	2.19	6" Angle Bracket	30.00	3.31	5/8" A36 U-Bolt	N
107.00	135.44	4	SOL #20 All Thread Bar	80	8.19	6" T Bracket	30.00	3.31	5/8" A36 U-Bolt	N

SEGMENT PROPERTIES

(Max Len: 5.ft)

Additional Reinforcing

Seg Top Elev (ft)	Description	Thick (in)	Flat Dia (in)	Area (in <sup>2</sup> )	Ix (in <sup>4</sup> )	W/t Ratio	D/t Ratio	F'y (ksi)	S (in <sup>3</sup> )	Z (in <sup>3</sup> )	Weight (lb)	Area (in <sup>2</sup> )	Ix (in <sup>4</sup> )	Weight (lb)
0.00		0.4375	41.700	58.129	12,632.40	22.86	95.31	79.8	585.2	0.0	0.0	19.640	5,801.50	0.0
5.00		0.4375	40.943	57.062	11,949.60	22.40	93.58	80.3	563.8	0.0	979.9	19.640	5,622.30	334.0
10.00		0.4375	40.185	55.995	11,291.80	21.93	91.85	80.8	542.8	0.0	961.8	19.640	5,445.90	334.0
15.00		0.4375	39.428	54.928	10,658.60	21.47	90.12	81.3	522.2	0.0	943.6	19.640	5,272.30	334.0
20.00		0.4375	38.671	53.861	10,049.50	21.00	88.39	81.8	502.0	0.0	925.5	19.640	5,101.50	334.0
25.00		0.4375	37.914	52.794	9,464.10	20.54	86.66	81.9	482.2	0.0	907.3	19.640	4,933.50	334.0
30.00		0.4375	37.156	51.727	8,901.90	20.08	84.93	81.9	462.8	0.0	889.2	19.640	4,768.40	334.0
35.00		0.4375	36.399	50.661	8,362.40	19.61	83.20	81.9	443.8	0.0	871.0	19.640	4,606.00	334.0
40.00		0.4375	35.642	49.594	7,845.10	19.15	81.47	81.9	425.2	0.0	852.9	19.640	4,446.50	334.0
44.75	Bot - Section 2	0.4375	34.922	48.580	7,374.00	18.71	79.82	81.9	407.9	0.0	793.3	19.640	4,297.60	317.3
45.00		0.4375	34.884	48.527	7,349.60	18.69	79.74	81.9	407.0	0.0	77.7	19.640	4,445.00	16.7
49.35	Top - Section 1	0.3750	34.975	41.780	6,384.40	22.31	93.27	80.4	352.6	0.0	1,335.7	19.640	4,308.50	290.6
50.00		0.3750	34.877	41.661	6,330.00	22.24	93.01	80.5	350.6	0.0	92.3	19.640	4,288.30	43.4
55.00		0.3750	34.120	40.747	5,922.30	21.70	90.99	81	335.3	0.0	701.0	19.640	4,134.50	334.0
60.00		0.3750	33.362	39.832	5,532.40	21.16	88.97	81.6	320.4	0.0	685.5	19.640	3,983.40	334.0
65.00		0.3750	32.605	38.918	5,160.10	20.62	86.95	81.9	305.7	0.0	669.9	19.640	3,835.20	334.0
70.00		0.3750	31.848	38.003	4,804.80	20.08	84.93	81.9	291.5	0.0	654.4	19.640	3,689.80	334.0
75.00		0.3750	31.091	37.089	4,466.30	19.54	82.91	81.9	277.5	0.0	638.8	19.640	3,547.20	334.0
80.00		0.3750	30.333	36.175	4,144.00	18.99	80.89	81.9	263.9	0.0	623.2	19.640	3,407.40	334.0
85.00		0.3750	29.576	35.260	3,837.60	18.45	78.87	81.9	250.7	0.0	607.7	19.640	3,270.40	334.0
85.75	Bot - Section 3	0.3750	29.462	35.123	3,793.00	18.37	78.57	81.9	248.7	0.0	89.8	19.640	3,250.20	50.1
89.29	Top - Section 2	0.2500	29.426	23.487	2,551.90	28.86	117.70	73.2	167.5	0.0	704.9	19.640	3,243.70	236.5
90.00		0.2500	29.319	23.400	2,523.80	28.74	117.27	73.4	166.3	0.0	56.6	19.640	3,224.60	47.4
95.00		0.2500	28.561	22.791	2,331.60	27.93	114.25	74.3	157.7	0.0	392.9	19.640	3,091.40	334.0
100.00		0.2500	27.804	22.181	2,149.50	27.12	111.22	75.1	149.3	0.0	382.6	19.640	2,961.00	334.0
105.00		0.2500	27.047	21.571	1,977.10	26.31	108.19	76	141.2	0.0	372.2	19.640	2,833.40	334.0
107.00	Reinf. Top Reinf Bottom	0.2500	26.744	21.327	1,910.80	25.98	106.98	76.4	138.0	0.0	146.0	19.640	2,783.20	133.6
110.00		0.2500	26.289	20.962	1,814.20	25.50	105.16	76.9	133.3	0.0	215.9	19.640	5,016.50	200.4
115.00		0.2500	25.532	20.352	1,660.40	24.69	102.13	77.8	125.6	0.0	351.5	19.640	4,850.00	334.0
120.00		0.2500	24.775	19.742	1,515.60	23.87	99.10	78.7	118.2	0.0	341.1	19.640	4,686.30	334.0
125.00		0.2500	24.018	19.133	1,379.50	23.06	96.07	79.6	111.0	0.0	330.7	19.640	4,525.40	334.0
125.50	Top - Section 3	0.2500	23.942	19.072	1,366.40	22.98	95.77	79.7	110.3	0.0	32.5	19.640	4,509.40	33.4
125.50	Bot - Section 4	0.2188	23.942	16.714	1,200.60	26.64	109.42	75.7	96.9	0.0		19.640	4,509.40	
130.00		0.2188	23.260	16.233	1,100.10	25.81	106.31	76.6	91.4	0.0	252.3	19.640	4,367.30	300.6
135.00		0.2188	22.503	15.700	995.10	24.88	102.85	77.6	85.4	0.0	271.7	19.640	4,212.00	334.0
135.44	Reinf. Top	0.2188	22.436	15.653	986.20	24.80	102.54	77.7	84.9	0.0	23.5	19.640	4,198.40	29.4
140.00		0.2188	21.746	15.166	897.10	23.95	99.39	78.6	79.7	0.0	239.1			
145.00		0.2188	20.988	14.633	805.70	23.02	95.92	79.6	74.2	0.0	253.5			
150.00		0.2188	20.231	14.099	720.70	22.10	92.46	80.6	68.8	0.0	244.4			
155.00		0.2188	19.474	13.566	642.00	21.17	89.00	81.6	63.7	0.0	235.3			
160.00		0.2188	18.716	13.032	569.20	20.24	85.54	81.9	58.7	0.0	226.3			
165.00		0.2188	17.959	12.499	502.10	19.31	82.08	81.9	54.0	0.0	217.2			
167.00		0.2188	17.656	12.285	476.80	18.94	80.70	81.9	52.2	0.0	84.3			
170.00		0.2188	17.202	11.965	440.50	18.39	78.62	81.9	49.5	0.0	123.8			
175.00		0.2188	16.445	11.432	384.10	17.46	75.16	81.9	45.1	0.0	199.0			
180.00		0.2188	15.687	10.898	332.80	16.53	71.70	81.9	41.0	0.0	190.0			
180.58		0.2188	15.599	10.836	327.20	16.42	71.30	81.9	40.5	0.0	21.4			
Totals:										20,209.2		9,047.4		





Load Case: 1.2D + 1.0Di + 1.0Wi Normal			48.73 mph wind with 0.850" radial ice	28 Iterations
Gust Response Factor:	1.10	Ice Dead Load Factor	1.00	
Dead load Factor:	1.20			Ice Importance Factor 1.00
Wind Load Factor:	1.00			

**CALCULATED FORCES**

Seg Elev (ft)	Pu FY (-) (kips)	Vu FX (-) (kips)	Tu MY (ft-kips)	Mu MZ (ft-kips)	Mu MX (ft-kips)	Resultant Moment (ft-kips)	Phi Pn (kips)	Phi Vn (kips)	Phi Tn (ft-kips)	Phi Mn (ft-kips)	Total Deflect (in)	Rotation (deg)	Ratio
0.00	-67.23	-5.34	0.00	-719.2	0.00	719.15	4,173.88	1,020.16	3,971.44	3,501.82	0	0	0.153
5.00	-65.20	-5.30	0.00	-692.5	0.00	692.47	4,123.26	1,001.43	3,827.05	3,395.19	0.03	-0.05	0.150
10.00	-63.18	-5.27	0.00	-666.0	0.00	665.95	4,071.66	982.71	3,685.34	3,289.35	0.12	-0.11	0.148
15.00	-61.16	-5.23	0.00	-639.6	0.00	639.62	4,019.09	963.99	3,546.30	3,184.35	0.26	-0.16	0.146
20.00	-59.16	-5.19	0.00	-613.5	0.00	613.48	3,965.55	945.26	3,409.93	3,080.23	0.46	-0.22	0.143
25.00	-57.18	-5.15	0.00	-587.5	0.00	587.54	3,891.47	926.54	3,276.24	2,962.13	0.72	-0.28	0.141
30.00	-55.22	-5.10	0.00	-561.8	0.00	561.80	3,812.83	907.82	3,145.22	2,842.95	1.04	-0.33	0.139
35.00	-53.28	-5.05	0.00	-536.3	0.00	536.29	3,734.19	889.09	3,016.87	2,726.22	1.42	-0.39	0.137
40.00	-51.37	-5.00	0.00	-511.0	0.00	511.03	3,655.56	870.37	2,891.20	2,611.93	1.87	-0.45	0.135
44.75	-49.57	-4.96	0.00	-487.3	0.00	487.29	3,580.86	852.59	2,774.29	2,505.63	2.34	-0.5	0.133
45.00	-49.43	-4.94	0.00	-486.0	0.00	486.04	3,576.92	851.65	2,768.20	2,500.09	2.37	-0.51	0.131
49.35	-47.05	-4.89	0.00	-464.6	0.00	464.56	3,022.48	733.24	2,393.65	2,125.89	2.85	-0.56	0.141
50.00	-46.82	-4.86	0.00	-461.4	0.00	461.38	3,016.75	731.15	2,380.05	2,115.77	2.93	-0.56	0.141
55.00	-45.08	-4.79	0.00	-437.1	0.00	437.08	2,972.18	715.11	2,276.76	2,038.26	3.55	-0.62	0.137
60.00	-43.37	-4.72	0.00	-413.1	0.00	413.12	2,926.64	699.06	2,175.75	1,961.49	4.24	-0.68	0.132
65.00	-41.68	-4.64	0.00	-389.5	0.00	389.53	2,868.63	683.01	2,077.04	1,877.98	4.98	-0.74	0.129
70.00	-40.00	-4.56	0.00	-366.3	0.00	366.33	2,801.23	666.96	1,980.61	1,790.27	5.8	-0.8	0.125
75.00	-38.35	-4.47	0.00	-343.5	0.00	343.53	2,733.83	650.91	1,886.48	1,704.66	6.67	-0.86	0.122
80.00	-36.72	-4.38	0.00	-321.2	0.00	321.17	2,666.42	634.86	1,794.64	1,621.14	7.61	-0.92	0.118
85.00	-35.12	-4.32	0.00	-299.2	0.00	299.25	2,599.02	618.81	1,705.10	1,539.72	8.6	-0.98	0.114
85.75	-34.88	-4.29	0.00	-296.0	0.00	296.01	2,588.91	616.41	1,691.87	1,527.70	8.76	-0.99	0.113
89.29	-33.41	-4.23	0.00	-280.8	0.00	280.83	1,548.14	412.19	1,134.47	920.26	9.51	-1.03	0.146
90.00	-33.22	-4.19	0.00	-277.8	0.00	277.83	1,545.08	410.67	1,126.13	915.03	9.66	-1.04	0.145
95.00	-31.87	-4.10	0.00	-256.9	0.00	256.87	1,522.99	399.97	1,068.23	878.25	10.79	-1.11	0.137
100.00	-30.54	-4.01	0.00	-236.4	0.00	236.37	1,499.92	389.28	1,011.87	841.61	11.98	-1.17	0.129
105.00	-29.23	-3.93	0.00	-216.3	0.00	216.33	1,475.88	378.58	957.03	805.15	13.24	-1.23	0.121
107.00	-28.70	-3.89	0.00	-208.5	0.00	208.47	1,466.00	374.30	935.52	790.64	13.76	-1.26	0.118
110.00	-28.70	-3.89	0.00	-208.5	0.00	208.47	1,466.00	374.30	935.52	790.64	13.76	-1.26	0.118
110.00	-27.89	-3.81	0.00	-196.8	0.00	196.81	1,450.87	367.88	903.71	768.93	14.56	-1.3	0.078
115.00	-26.56	-3.71	0.00	-177.7	0.00	177.74	1,424.89	357.18	851.93	732.99	15.94	-1.33	0.071
120.00	-25.23	-3.60	0.00	-159.2	0.00	159.20	1,397.94	346.48	801.67	697.38	17.36	-1.37	0.065
125.00	-23.93	-3.53	0.00	-141.2	0.00	141.18	1,370.02	335.78	752.95	662.13	18.81	-1.41	0.059
125.50	-23.80	-3.49	0.00	-139.4	0.00	139.42	1,367.17	334.71	748.16	658.63	18.96	-1.41	0.058
125.50	-23.80	-3.49	0.00	-139.4	0.00	139.42	1,380.09	293.33	656.46	549.72	18.96	-1.41	0.063
130.00	-22.68	-3.39	0.00	-123.7	0.00	123.72	1,118.70	284.90	619.29	524.68	20.3	-1.44	0.057
135.00	-21.46	-3.32	0.00	-106.8	0.00	106.77	1,096.22	275.53	579.26	497.08	21.82	-1.47	0.050
135.44	-21.35	-3.27	0.00	-105.3	0.00	105.32	1,094.20	274.71	575.80	494.67	21.96	-1.47	0.049
135.44	-21.35	-3.27	0.00	-105.3	0.00	105.32	1,094.20	274.71	575.80	494.67	21.96	-1.47	0.233
140.00	-20.61	-3.20	0.00	-90.4	0.00	90.38	1,072.77	266.17	540.57	469.76	23.38	-1.49	0.212
145.00	-20.03	-3.15	0.00	-74.4	0.00	74.37	1,048.35	256.81	503.22	442.75	25.01	-1.63	0.187
150.00	-14.52	-2.46	0.00	-58.6	0.00	58.62	1,022.96	247.44	467.20	416.11	26.78	-1.74	0.155
155.00	-13.99	-2.39	0.00	-46.3	0.00	46.30	996.60	238.08	432.53	389.88	28.66	-1.85	0.133
160.00	-13.48	-2.32	0.00	-34.3	0.00	34.33	960.61	228.72	399.18	360.85	30.64	-1.94	0.109
165.00	-12.98	-2.26	0.00	-22.7	0.00	22.73	921.28	219.35	367.18	331.75	32.71	-2.01	0.083
167.00	-6.48	-1.29	0.00	-18.2	0.00	18.21	905.55	215.61	354.75	320.45	33.55	-2.03	0.064
170.00	-6.23	-1.22	0.00	-14.4	0.00	14.35	881.95	209.99	336.51	303.86	34.84	-2.06	0.054
175.00	-5.83	-1.14	0.00	-8.2	0.00	8.23	842.62	200.62	307.18	277.20	37.02	-2.1	0.037
180.00	-2.44	-0.59	0.00	-2.5	0.00	2.51	803.29	191.26	279.19	251.77	39.22	-2.12	0.013
180.58	0.00	-0.49	0.00	-2.2	0.00	2.17	798.73	190.17	276.03	248.90	39.48	-2.12	0.009

Load Case: 1.0D + 1.0W Service Normal	60 mph Wind with No Ice	28 Iterations
Gust Response Factor: 1.10		
Dead load Factor: 1.00		
Wind Load Factor: 1.00		

**CALCULATED FORCES**

Seg Elev (ft)	Pu FY (-) (kips)	Vu FX (-) (kips)	Tu MY (ft-kips)	Mu MZ (ft-kips)	Mu MX (ft-kips)	Resultant Moment (ft-kips)	Phi Pn (kips)	Phi Vn (kips)	Phi Tn (ft-kips)	Phi Mn (ft-kips)	Total Deflect (in)	Rotation (deg)	Ratio
0.00	-44.80	-6.92	0.00	-818.3	0.00	818.27	4,173.88	1,020.16	3,971.44	3,501.82	0	0	0.168
5.00	-43.31	-6.81	0.00	-783.7	0.00	783.67	4,123.26	1,001.43	3,827.05	3,395.19	0.03	-0.06	0.165
10.00	-41.84	-6.69	0.00	-749.6	0.00	749.64	4,071.66	982.71	3,685.34	3,289.35	0.13	-0.12	0.161
15.00	-40.39	-6.58	0.00	-716.2	0.00	716.17	4,019.09	963.99	3,546.30	3,184.35	0.29	-0.19	0.158
20.00	-38.96	-6.48	0.00	-683.3	0.00	683.28	3,965.55	945.26	3,409.93	3,080.23	0.52	-0.25	0.154
25.00	-37.54	-6.37	0.00	-650.9	0.00	650.89	3,891.47	926.54	3,276.24	2,962.13	0.82	-0.31	0.152
30.00	-36.14	-6.27	0.00	-619.0	0.00	619.02	3,812.83	907.82	3,145.22	2,842.95	1.18	-0.37	0.149
35.00	-34.76	-6.15	0.00	-587.7	0.00	587.69	3,734.19	889.09	3,016.87	2,726.22	1.6	-0.44	0.146
40.00	-33.40	-6.04	0.00	-556.9	0.00	556.92	3,655.56	870.37	2,891.20	2,611.93	2.09	-0.5	0.143
44.75	-32.13	-5.96	0.00	-528.2	0.00	528.25	3,580.86	852.59	2,774.29	2,505.63	2.62	-0.56	0.140
45.00	-32.02	-5.92	0.00	-526.8	0.00	526.76	3,576.92	851.65	2,768.20	2,500.09	2.65	-0.56	0.138
49.35	-30.25	-5.83	0.00	-501.0	0.00	501.02	3,022.48	733.24	2,393.65	2,125.89	3.19	-0.62	0.148
50.00	-30.09	-5.77	0.00	-497.2	0.00	497.23	3,016.75	731.15	2,380.05	2,115.77	3.27	-0.62	0.147
55.00	-28.88	-5.64	0.00	-468.4	0.00	468.37	2,972.18	715.11	2,276.76	2,038.26	3.96	-0.69	0.142
60.00	-27.69	-5.50	0.00	-440.2	0.00	440.17	2,926.64	699.06	2,175.75	1,961.49	4.72	-0.75	0.137
65.00	-26.51	-5.36	0.00	-412.7	0.00	412.66	2,868.63	683.01	2,077.04	1,877.98	5.54	-0.82	0.132
70.00	-25.35	-5.22	0.00	-385.8	0.00	385.85	2,801.23	666.96	1,980.61	1,790.27	6.43	-0.88	0.128
75.00	-24.20	-5.07	0.00	-359.8	0.00	359.76	2,733.83	650.91	1,886.48	1,704.66	7.39	-0.94	0.123
80.00	-23.08	-4.92	0.00	-334.4	0.00	334.40	2,666.42	634.86	1,794.64	1,621.14	8.41	-1	0.119
85.00	-21.96	-4.82	0.00	-309.8	0.00	309.78	2,599.02	618.81	1,705.10	1,539.72	9.49	-1.07	0.114
85.75	-21.80	-4.76	0.00	-306.2	0.00	306.17	2,588.91	616.41	1,691.87	1,527.70	9.66	-1.07	0.113
89.29	-20.74	-4.68	0.00	-289.3	0.00	289.30	1,548.14	412.19	1,134.47	920.26	10.47	-1.12	0.146
90.00	-20.61	-4.62	0.00	-286.0	0.00	285.98	1,545.08	410.67	1,126.13	915.03	10.64	-1.13	0.145
95.00	-19.71	-4.47	0.00	-262.9	0.00	262.90	1,522.99	399.97	1,068.23	878.25	11.85	-1.19	0.136
100.00	-18.82	-4.32	0.00	-240.6	0.00	240.57	1,499.92	389.28	1,011.87	841.61	13.14	-1.26	0.127
105.00	-17.95	-4.19	0.00	-219.0	0.00	219.00	1,475.88	378.58	957.03	805.15	14.49	-1.32	0.118
107.00	-17.60	-4.11	0.00	-210.6	0.00	210.61	1,466.00	374.30	935.52	790.64	15.05	-1.35	0.079
107.00	-17.60	-4.11	0.00	-210.6	0.00	210.61	1,466.00	374.30	935.52	790.64	15.05	-1.35	0.115
110.00	-17.06	-4.01	0.00	-198.3	0.00	198.28	1,450.87	367.88	903.71	768.93	15.91	-1.39	0.075
115.00	-16.18	-3.86	0.00	-178.2	0.00	178.25	1,424.89	357.18	851.93	732.99	17.38	-1.43	0.068
120.00	-15.30	-3.71	0.00	-159.0	0.00	158.97	1,397.94	346.48	801.67	697.38	18.9	-1.46	0.061
125.00	-14.44	-3.60	0.00	-140.4	0.00	140.43	1,370.02	335.78	752.95	662.13	20.45	-1.5	0.055
125.50	-14.35	-3.55	0.00	-138.6	0.00	138.63	1,367.17	334.71	748.16	658.63	20.6	-1.5	0.054
125.50	-14.35	-3.55	0.00	-138.6	0.00	138.63	1,380.09	293.33	656.46	549.72	20.6	-1.5	0.059
130.00	-13.62	-3.41	0.00	-122.7	0.00	122.66	1,118.70	284.90	619.29	524.68	22.03	-1.53	0.053
135.00	-12.81	-3.31	0.00	-105.6	0.00	105.60	1,096.22	275.53	579.26	497.08	23.65	-1.56	0.046
135.44	-12.75	-3.26	0.00	-104.2	0.00	104.15	1,094.20	274.71	575.80	494.67	23.79	-1.56	0.045
135.44	-12.75	-3.26	0.00	-104.2	0.00	104.15	1,094.20	274.71	575.80	494.67	23.79	-1.56	0.222
140.00	-12.32	-3.15	0.00	-89.3	0.00	89.30	1,072.77	266.17	540.57	469.76	25.29	-1.58	0.202
145.00	-11.99	-3.08	0.00	-73.6	0.00	73.55	1,048.35	256.81	503.22	442.75	27.02	-1.71	0.178
150.00	-8.53	-2.43	0.00	-58.1	0.00	58.13	1,022.96	247.44	467.20	416.11	28.88	-1.83	0.148
155.00	-8.23	-2.35	0.00	-46.0	0.00	45.96	996.60	238.08	432.53	389.88	30.86	-1.93	0.126
160.00	-7.94	-2.27	0.00	-34.2	0.00	34.19	960.61	228.72	399.18	360.85	32.93	-2.02	0.103
165.00	-7.66	-2.21	0.00	-22.8	0.00	22.82	921.28	219.35	367.18	331.75	35.08	-2.09	0.077
167.00	-3.75	-1.27	0.00	-18.4	0.00	18.40	905.55	215.61	354.75	320.45	35.97	-2.12	0.062
170.00	-3.60	-1.22	0.00	-14.6	0.00	14.58	881.95	209.99	336.51	303.86	37.31	-2.15	0.052
175.00	-3.36	-1.14	0.00	-8.5	0.00	8.51	842.62	200.62	307.18	277.20	39.57	-2.18	0.035
180.00	-1.15	-0.60	0.00	-2.8	0.00	2.80	803.29	191.26	279.19	251.77	41.87	-2.2	0.013
180.58	0.00	-0.56	0.00	-2.4	0.00	2.45	798.73	190.17	276.03	248.90	42.14	-2.21	0.010

**EQUIVALENT LATERAL FORCES METHOD ANALYSIS**

(Based on ASCE7-16 Chapters 11, 12 and 15)

Spectral Response Acceleration for Short Period ( $S_S$ ):	0.204
Spectral Response Acceleration at 1.0 Second Period ( $S_1$ ):	0.055
Long-Period Transition Period ( $T_L$ – Seconds):	6
Importance Factor ( $I_e$ ):	1.000
Site Coefficient $F_a$ :	1.600
Site Coefficient $F_v$ :	2.400
Response Modification Coefficient (R):	1.500
Design Spectral Response Acceleration at Short Period ( $S_{ds}$ ):	0.218
Design Spectral Response Acceleration at 1.0 Second Period ( $S_{d1}$ ):	0.088
Seismic Response Coefficient ( $C_s$ ):	0.030
Upper Limit $C_s$ :	0.030
Lower Limit $C_s$ :	0.030
Period based on Rayleigh Method (sec):	3.540
Redundancy Factor ( $\rho$ ):	1.000
Seismic Force Distribution Exponent ( $k$ ):	2.000
Total Unfactored Dead Load:	44.810 k
Seismic Base Shear (E):	1.340 k

**1.2D + 1.0Ev + 1.0Eh Normal Seismic**

Segment	Height Above Base (ft)	Weight (lb)	$W_z$ (lb-ft)	$C_{vx}$	Horizontal Force (lb)	Vertical Force (lb)
45	180.29	27	863	0.002	2	33
44	177.5	234	7,371	0.014	20	291
43	172.5	243	7,232	0.014	19	302
42	168.5	150	4,264	0.008	11	187
41	166	110	3,024	0.006	8	136
40	162.5	281	7,412	0.015	20	349
39	157.5	290	7,188	0.014	19	360
38	152.5	299	6,950	0.014	18	372
37	147.5	320	6,954	0.014	18	397
36	142.5	329	6,675	0.013	18	409
35	137.72	423	8,015	0.016	21	526
34	135.22	71	1,290	0.002	3	88
33	132.5	807	14,165	0.028	38	1,003
32	127.7499	734	11,978	0.024	32	913
31	125.2499	86	1,349	0.003	4	107
30	122.5	866	12,994	0.026	34	1,077
29	117.5	876	12,098	0.024	32	1,090
28	112.5	887	11,222	0.022	30	1,103
27	108.5	537	6,321	0.012	17	668
26	106	347	3,900	0.008	10	432
25	102.5	875	9,193	0.018	24	1,088
24	97.5	885	8,417	0.017	22	1,101
23	92.5	896	7,664	0.015	20	1,114
22	89.6453	128	1,028	0.002	3	159
21	87.5202	1,061	8,127	0.016	22	1,319
20	85.3749	165	1,204	0.002	3	205
19	82.5	1,110	7,558	0.015	20	1,381
18	77.5	1,126	6,763	0.013	18	1,400
17	72.5	1,142	6,001	0.012	16	1,420
16	67.5	1,157	5,272	0.010	14	1,439
15	62.5	1,173	4,581	0.009	12	1,458
14	57.5	1,188	3,929	0.008	10	1,478
13	52.5	1,204	3,318	0.006	9	1,497
12	49.675	158	389	0.001	1	196



Segment	Height Above Base (ft)	Weight (lb)	W <sub>z</sub> (lb-ft)	C <sub>vx</sub>	Horizontal Force (lb)	Vertical Force (lb)
11	47.175	1,773	3,946	0.008	10	2,205
10	44.8748	103	207	0.000	1	128
9	42.3748	1,271	2,282	0.004	6	1,580
8	37.5	1,356	1,906	0.004	5	1,686
7	32.5	1,374	1,451	0.003	4	1,708
6	27.5	1,392	1,053	0.002	3	1,731
5	22.5	1,410	714	0.001	2	1,754
4	17.5	1,428	437	0.001	1	1,776
3	12.5	1,446	226	0.000	1	1,799
2	7.5	1,465	82	0.000	0	1,821
1	2.5	1,483	9	0.000	0	1,844
Kaelus DBC0061F1V51-2	180.58	76	2,495	0.005	7	95
Raycap DC6-48-60-18-8F (23.5" Height)	180.58	20	652	0.001	2	25
Powerwave Allgon LGP17201	180.58	186	6,065	0.012	16	231
Ericsson RRUS-11 800 MHz	180.58	162	5,283	0.010	14	201
Ericsson RRUS 32 B2	180.58	159	5,185	0.010	14	198
KMW AM-X-CD-14-65-00T-RET	180.58	36	1,187	0.002	3	45
Powerwave Allgon 7770.00	180.58	105	3,424	0.007	9	131
Quintel QS46512-2	180.58	104	3,391	0.007	9	129
Andrew SBNH-1D6565C	180.58	132	4,311	0.008	11	164
CCI TPA-65R-LCUUUU-H8	180.58	163	5,322	0.010	14	203
Flat Platform w/ Handrails	180	2,000	64,800	0.128	172	2,487
Ericsson Radio 4460 B25+B66	167	327	9,120	0.018	24	407
Ericsson Radio 4480 B71+B85A	167	252	7,028	0.014	19	313
Ericsson Air6449 B41	167	312	8,701	0.017	23	388
Commscope VV-65A-R1	167	71	1,991	0.004	5	89
RFS APXVAALL24 43-U-NA20	167	368	10,274	0.020	27	458
Generic Round Platform with Handrails	167	2,500	69,722	0.138	185	3,109
Generic Round Platform with Handrails	150	2,500	56,250	0.111	149	3,109
Raycap RDIDC-9181-PF-48	150	22	493	0.001	1	27
Fujitsu TA08025-B604	150	192	4,313	0.008	11	238
Fujitsu TA08025-B605	150	225	5,062	0.010	13	280
Commscope FFVV-65B-R2	150	212	4,779	0.009	13	264
		44,808	506,873	1.000	1,344	55,720

**0.9D - 1.0Ev + 1.0Eh Normal Seismic (Reduced DL)**

Segment	Height Above Base (ft)	Weight (lb)	W <sub>z</sub> (lb-ft)	C <sub>vx</sub>	Horizontal Force (lb)	Vertical Force (lb)
45	180.29	27	863	0.002	2	23
44	177.5	234	7,371	0.014	20	200
43	172.5	243	7,232	0.014	19	208
42	168.5	150	4,264	0.008	11	129
41	166	110	3,024	0.006	8	94
40	162.5	281	7,412	0.015	20	240
39	157.5	290	7,188	0.014	19	248
38	152.5	299	6,950	0.014	18	256
37	147.5	320	6,954	0.014	18	274
36	142.5	329	6,675	0.013	18	282
35	137.72	423	8,015	0.016	21	362
34	135.22	71	1,290	0.002	3	60
33	132.5	807	14,165	0.028	38	691
32	127.7499	734	11,978	0.024	32	629
31	125.2499	86	1,349	0.003	4	74
30	122.5	866	12,994	0.026	34	742
29	117.5	876	12,098	0.024	32	751
28	112.5	887	11,222	0.022	30	759
27	108.5	537	6,321	0.012	17	460
26	106	347	3,900	0.008	10	297
25	102.5	875	9,193	0.018	24	749
24	97.5	885	8,417	0.017	22	758
23	92.5	896	7,664	0.015	20	767
22	89.6453	128	1,028	0.002	3	110

Segment	Height Above Base (ft)	Weight (lb)	W <sub>z</sub> (lb-ft)	C <sub>vx</sub>	Horizontal Force (lb)	Vertical Force (lb)
21	87.5202	1,061	8,127	0.016	22	909
20	85.3749	165	1,204	0.002	3	141
19	82.5	1,110	7,558	0.015	20	951
18	77.5	1,126	6,763	0.013	18	964
17	72.5	1,142	6,001	0.012	16	978
16	67.5	1,157	5,272	0.010	14	991
15	62.5	1,173	4,581	0.009	12	1,004
14	57.5	1,188	3,929	0.008	10	1,018
13	52.5	1,204	3,318	0.006	9	1,031
12	49.675	158	389	0.001	1	135
11	47.175	1,773	3,946	0.008	10	1,519
10	44.8748	103	207	0.000	1	88
9	42.3748	1,271	2,282	0.004	6	1,089
8	37.5	1,356	1,906	0.004	5	1,161
7	32.5	1,374	1,451	0.003	4	1,177
6	27.5	1,392	1,053	0.002	3	1,192
5	22.5	1,410	714	0.001	2	1,208
4	17.5	1,428	437	0.001	1	1,223
3	12.5	1,446	226	0.000	1	1,239
2	7.5	1,465	82	0.000	0	1,254
1	2.5	1,483	9	0.000	0	1,270
Kaelus DBC0061F1V51-2	180.58	76	2,495	0.005	7	66
Raycap DC6-48-60-18-8F (23.5" Height)	180.58	20	652	0.001	2	17
Powerwave Allgon LGP17201	180.58	186	6,065	0.012	16	159
Ericsson RRUS-11 800 MHz	180.58	162	5,283	0.010	14	139
Ericsson RRUS 32 B2	180.58	159	5,185	0.010	14	136
KMW AM-X-CD-14-65-00T-RET	180.58	36	1,187	0.002	3	31
Powerwave Allgon 7770.00	180.58	105	3,424	0.007	9	90
Quintel QS46512-2	180.58	104	3,391	0.007	9	89
Andrew SBNH-1D6565C	180.58	132	4,311	0.008	11	113
CCI TPA-65R-LCUUUU-H8	180.58	163	5,322	0.010	14	140
Flat Platform w/ Handrails	180	2,000	64,800	0.128	172	1,713
Ericsson Radio 4460 B25+B66	167	327	9,120	0.018	24	280
Ericsson Radio 4480 B71+B85A	167	252	7,028	0.014	19	216
Ericsson Air6449 B41	167	312	8,701	0.017	23	267
Commscope VV-65A-R1	167	71	1,991	0.004	5	61
RFS APXVAALL24 43-U-NA20	167	368	10,274	0.020	27	316
Generic Round Platform with Handrails	167	2,500	69,722	0.138	185	2,141
Generic Round Platform with Handrails	150	2,500	56,250	0.111	149	2,141
Raycap RDIDC-9181-PF-48	150	22	493	0.001	1	19
Fujitsu TA08025-B604	150	192	4,313	0.008	11	164
Fujitsu TA08025-B605	150	225	5,062	0.010	13	193
Commscope FFV-65B-R2	150	212	4,779	0.009	13	182
		44,808	506,873	1.000	1,344	38,378

1.2D + 1.0Ev + 1.0Eh Normal Seismic

CALCULATED FORCES

Seg Elev (ft)	Pu FY (-) (kips)	Vu FX (-) (kips)	Tu MY (ft-kips)	Mu MZ (fr-kips)	Mu Mx (ft-kips)	Resultant Moment (ft-kips)	Phi Pn (kips)	Phi Vn (kips)	Phi Tn (kips)	Phi Mn (kips)	Total Deflect (in)	Rotation (deg)	Ratio
0.00	-53.88	-1.35	0.00	-210.33	0.00	210.33	4,173.88	1,020.16	3,971	3,501.82	0.00	0.00	0.05
5.00	-52.05	-1.36	0.00	-203.57	0.00	203.57	4,123.26	1,001.43	3,827	3,395.19	0.01	-0.02	0.05
10.00	-50.26	-1.38	0.00	-196.75	0.00	196.75	4,071.66	982.71	3,685	3,289.35	0.03	-0.03	0.05
15.00	-48.48	-1.39	0.00	-189.86	0.00	189.86	4,019.09	963.99	3,546	3,184.35	0.08	-0.05	0.05
20.00	-46.73	-1.40	0.00	-182.92	0.00	182.92	3,965.55	945.26	3,410	3,080.23	0.14	-0.07	0.05
25.00	-44.99	-1.41	0.00	-175.92	0.00	175.92	3,891.47	926.54	3,276	2,962.13	0.21	-0.08	0.05
30.00	-43.29	-1.41	0.00	-168.88	0.00	168.88	3,812.83	907.82	3,145	2,842.95	0.31	-0.10	0.05
35.00	-41.60	-1.42	0.00	-161.82	0.00	161.82	3,734.19	889.09	3,017	2,726.22	0.42	-0.12	0.05
40.00	-40.02	-1.42	0.00	-154.72	0.00	154.72	3,655.56	870.37	2,891	2,611.93	0.55	-0.13	0.05
44.75	-39.89	-1.43	0.00	-147.98	0.00	147.98	3,580.86	852.59	2,774	2,505.63	0.69	-0.15	0.05
45.00	-37.68	-1.41	0.00	-147.62	0.00	147.62	3,576.92	851.65	2,768	2,500.09	0.70	-0.15	0.04
49.35	-37.49	-1.42	0.00	-141.47	0.00	141.47	3,022.48	733.24	2,394	2,125.89	0.85	-0.17	0.05
50.00	-35.99	-1.41	0.00	-140.54	0.00	140.54	3,016.75	731.15	2,380	2,115.77	0.87	-0.17	0.05
55.00	-34.51	-1.41	0.00	-133.48	0.00	133.48	2,972.18	715.11	2,277	2,038.26	1.06	-0.19	0.05



ASSET: 302496, Clch - Colchester  
 CUSTOMER: T-MOBILE

CODE: ANSI/TIA-222-H  
 ENG NO: 13674383\_C4\_11

Seg Elev (ft)	Pu FY (-) (kips)	Vu FX (-) (kips)	Tu MY (ft-kips)	Mu MZ (fr-kips)	Mu Mx (ft-kips)	Resultant Moment (ft-kips)	Phi Pn (kips)	Phi Vn (kips)	Phi Tn (kips)	Phi Mn (kips)	Total Deflect (in)	Rotation (deg)	Ratio
107.00	-14.69	-1.18	0.00	-61.00	0.00	61.00	1,466.00	374.30	936	790.64	4.00	-0.37	0.03
110.00	-13.93	-1.15	0.00	-57.44	0.00	57.44	1,450.87	367.88	904	768.93	4.23	-0.38	0.03
115.00	-13.18	-1.12	0.00	-51.68	0.00	51.68	1,424.89	357.18	852	732.99	4.63	-0.39	0.02
120.00	-12.43	-1.08	0.00	-46.09	0.00	46.09	1,397.94	346.48	802	697.38	5.05	-0.40	0.02
125.00	-12.36	-1.08	0.00	-40.69	0.00	40.69	1,370.02	335.78	753	662.13	5.47	-0.41	0.02
125.50	-11.73	-1.04	0.00	-40.15	0.00	40.15	1,367.17	334.71	748	658.63	5.51	-0.41	0.02
125.50	-11.73	-1.04	0.00	-40.15	0.00	40.15	1,138.09	293.33	656	549.72	5.51	-0.41	0.02
130.00	-11.04	-1.00	0.00	-35.46	0.00	35.46	1,118.70	284.90	619	524.68	5.91	-0.42	0.02
135.00	-10.98	-1.00	0.00	-30.45	0.00	30.45	1,096.22	275.53	579	497.08	6.35	-0.43	0.02
135.44	-10.62	-0.98	0.00	-30.01	0.00	30.01	1,094.20	274.71	576	494.67	6.39	-0.43	0.02
135.44	-10.62	-0.98	0.00	-30.01	0.00	30.01	1,094.20	274.71	576	494.67	6.39	-0.43	0.07
140.00	-10.34	-0.96	0.00	-25.56	0.00	25.56	1,072.77	266.17	541	469.76	6.80	-0.44	0.06
145.00	-10.06	-0.95	0.00	-20.76	0.00	20.76	1,048.35	256.81	503	442.75	7.28	-0.47	0.06
150.00	-7.11	-0.72	0.00	-16.04	0.00	16.04	1,022.96	247.44	467	416.11	7.79	-0.50	0.05
155.00	-6.86	-0.70	0.00	-12.45	0.00	12.45	996.60	238.08	433	389.88	8.34	-0.53	0.04
160.00	-6.62	-0.68	0.00	-8.95	0.00	8.95	960.61	228.72	399	360.85	8.91	-0.56	0.03
165.00	-6.53	-0.67	0.00	-5.56	0.00	5.56	921.28	219.35	367	331.75	9.50	-0.57	0.02
167.00	-3.12	-0.34	0.00	-4.21	0.00	4.21	905.55	215.61	355	320.45	9.74	-0.58	0.02
170.00	-2.91	-0.32	0.00	-3.18	0.00	3.18	881.95	209.99	337	303.86	10.11	-0.59	0.01
175.00	-2.71	-0.30	0.00	-1.57	0.00	1.57	842.62	200.62	307	277.20	10.73	-0.59	0.01
180.00	-0.98	-0.11	0.00	-0.06	0.00	0.06	803.29	191.26	279	251.77	11.36	-0.60	0.00
180.58	0.00	-0.10	0.00	0.00	0.00	0.00	798.73	190.17	276	248.90	11.43	-0.60	0.00

**ANALYSIS SUMMARY**

Load Case	Reactions						Max Usage	
	Shear FX (kips)	Shear FZ (kips)	Axial FY (kips)	Moment MX (ft-kips)	Moment MY (ft-kips)	Moment MZ (ft-kips)	Elev (ft)	Interaction Ratio
	1.2D + 1.0W Normal	30.40	0.00	53.70	0.00	0.00	3634.79	135.44
0.9D + 1.0W Normal	30.36	0.00	40.25	0.00	0.00	3554.44	135.44	0.92
1.2D + 1.0Di + 1.0Wi Normal	5.34	0.00	67.23	0.00	0.00	719.15	135.44	0.23
1.2D + 1.0Ev + 1.0Eh Normal	1.43	0.00	53.88	0.00	0.00	210.33	135.44	0.08
0.9D - 1.0Ev + 1.0Eh Normal	1.39	0.00	37.11	0.00	0.00	204.13	135.44	0.07
1.0D + 1.0W Service Normal	6.92	0.00	44.80	0.00	0.00	818.27	135.44	0.22

**ADDITIONAL STEEL SUMMARY**

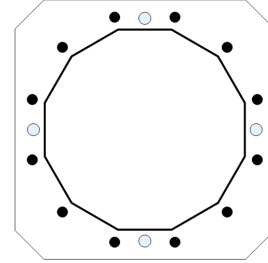
Elev From (ft)	Elev To (ft)	Member	Intermediate Connectors			Max member			
			VQ/I	Shear Applied (kips)	Shear (phiVn) (kips)	Ratio	Pu (kip)	PhiPn (kip)	Ratio
0.00	107.00	SOL #20 All Thread Bar	324.1	9.7	16.8	0.5784	285.6	330.5	0.8642
107.00	135.44	SOL #20 All Thread Bar	292.6	8.8	16.8	0.5222	182.1	330.5	0.5509

Elev From (ft)	Elev To (ft)	Member	Upper Termination Connectors				Lower Termination Connectors					
			MQ/I	phiVn (kips)	Num Reqd	Num Actual	Ratio	MQ/I (kips)	phiVn (kip)	Num Reqd	Num Actual	Ratio
0.00	107.00	SOL #20 All Thread Bar	198.3535	12	17	20	0.8265	0	12	0	0	0.0000
107.00	135.44	SOL #20 All Thread Bar	109.0249	12	10	12	0.7571	179.7449	12	15	20	0.7489

**BASE PLATE ANALYSIS @ 0 FT**

**PLATE PARAMETERS (ID# 14013)**

Diameter:	53.7	in
Shape:	Square	
Thickness:	2.5	in
Grade:	A36	
Yield Strength:	36	ksi
Tensile Strength:	58	ksi
Rod Detail Type:	d	
Clear Distance	4.5	in
Base Weld Size:	0.125	in
Orientation Offset:	-	°
Analysis Type:	Elastic	
Neutral Axis:	346	°



**ANCHOR ROD PARAMETERS**

Class	Arrangement	Quantity	Diameter (in)	Circle (in)	Grade	Fy (ksi)	Fu (ksi)	Spacing (in)	Offset (°)
Original [ID# 14314]	Radial	12	2.25	48.2	A615-75	75	100	-	15

**DYWIDAG BAR PARAMETERS**

Quantity	Bar Size	Bar Diameter (in)	Fy (ksi)	Fu (ksi)	Bracket Type	Bracket Offset (in)	Circle (in)	Offset (°)
4 [ID# 739]	#20	2.5	80	100	Angle	2.19	48.58	-

**ANCHOR ROD GEOMETRY AND APPLIED LOADS --- ORIGINAL (12) 2.25"Ø [ID 14314]**

Position	Radians	X (in)	Y (in)	Moment Arm (in)	Inertia (in <sup>4</sup> )	Axial Load (k)	Shear Load (k)
1	0.785	17.04	17.04	19.533	1239.919	186.86	2.09
2	1.309	6.24	23.28	22.784	1686.754	217.46	0.07
3	1.833	-6.24	23.28	19.930	1290.889	190.60	1.97
4	2.356	-17.04	17.04	11.736	448.188	113.48	3.48
5	2.880	-23.28	6.24	0.398	1.353	6.76	4.05
6	3.403	-23.28	-6.24	-11.048	397.218	-100.97	3.55
7	3.927	-17.04	-17.04	-19.533	1239.919	-180.83	2.09
8	4.451	-6.24	-23.28	-22.784	1686.754	-211.44	0.07
9	4.974	6.24	-23.28	-19.930	1290.889	-184.58	1.97
10	5.498	17.04	-17.04	-11.736	448.188	-107.45	3.48
11	6.021	23.28	-6.24	-0.398	1.353	-0.73	4.05
12	0.262	23.28	6.24	11.048	397.218	106.99	3.55

ASSET: 302496, Clch - Colchester  
 CUSTOMER: T-MOBILE

CODE: ANSI/TIA-222-H  
 ENG NO: 14109767

**DYWIDAG BAR GEOMETRY AND APPLIED LOADS --- (4) #20 [ID 739]**

Position	Radians	X (in)	Y (in)	Moment Arm (in)	Inertia (in <sup>4</sup> )	Axial Load (k)
1	1.571	0.00	24.29	23.568	2728.591	288.90
2	3.142	-24.29	0.00	-5.876	171.420	-66.55
3	4.712	0.00	-24.29	-23.568	2728.591	-280.12
4	6.283	24.29	0.00	5.876	171.420	75.33

**REACTION DISTRIBUTION**

Component	ID	Moment Mu (k-ft)	Axial Load Pu (k)	Shear Vu (k)	Moment Factor
Pole	41.7"ø x 0.4375" (12 Sides)	2446.2	53.70	30.40	0.673
Bolt Group	Original (12) 2.25"ø	2446.2	-	30.40	0.673
Dywidag Group	(4) #20	1188.6	-	-	0.327
<b>TOTALS</b>		<b>3634.79</b>	<b>53.7</b>	<b>30.4</b>	

**COMPONENT PROPERTIES**

Component	ID	Gross Area (in <sup>2</sup> )	Net Area (in <sup>2</sup> )	Individual Inertia (in <sup>4</sup> )	Moment of Inertia (in <sup>4</sup> )	Threads/in
Pole	41.7"ø x 0.4375" (12 Sides)	56.0675	-	-	11936.12	-
Bolt Group	Original (12) 2.25"ø	3.9761	3.2477	0.8393	10128.64	4.5
Dywidag Group	(4) #20	4.9087	4.9087	1.9175	5800.02	-

**EXTERNAL BASE PLATE BEND LINE ANALYSIS @ 0 FT**

**POLE PROPERTIES**

Flat-to-Flat Diameter: 41.82 in  
 Point-to-Point Diameter: 43.30 in  
 Flat Width: 11.207 in  
 Flat Radians: 0.524 rad

**PLATE PROPERTIES**

Neutral Axis: 346 °  
 Bend Line Lower Limit: 0.943 rad  
 Bend Line Upper Limit: 1.675 rad

Bend Line	Chord Length (in)	Additional Length (in)	Section Modulus (in <sup>3</sup> )	Applied Moment Mu (k-in)	Moment Capacity φMn (k-in)	Ratio
Flat	34.118	0.00	53.310	407.0	1727.2	0.236
Corner	32.643	0.00	51.004	246.6	1652.5	0.149
Circumferential	29.673	0.00	46.365	247.3	1502.2	0.165

**ELASTIC ANCHOR ROD ANALYSIS**

Class	Group Quantity	Rod Diameter (in)	Applied Axial Load Pu (k)	Applied Shear Load Vu (k)	Compressive Capacity φPn (k)	Ratio	Interaction
Original	12	2.25	217.5	0.1	243.6	0.893	0.799

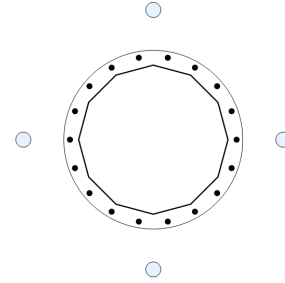
**DYWIDAG BAR ANALYSIS**

Group Quantity	Bar Size	Bar Circle (in)	Applied Axial Load Pu (k)	Compressive Capacity φPn (k)	Ratio
4	#20	48.58	288.9	368.2	0.785

**UPPER FLANGE PLATE ANALYSIS @ 125.4998 FT**

**PLATE PARAMETERS (ID# 14014)**

Diameter:	29.6	in
Shape:	Round	
Thickness:	1.25	in
Grade:	A36	
Yield Strength:	36	ksi
Tensile Strength:	58	ksi
Pole Weld Size:	0.125	in
Orientation Offset:	-	°
Analysis Type:	Elastic	
Neutral Axis:	150	°



**FLANGE BOLT PARAMETERS**

Class	Arrangement	Quantity	Diameter (in)	Circle (in)	Grade	Fy (ksi)	Fu (ksi)	Spacing (in)	Offset (°)
Original [ID# 14315]	Radial	18	1	27.561	A325	92	120	-	-

**DYWIDAG BAR PARAMETERS**

Quantity	Bar Size	Bar Diameter (in)	Fy (ksi)	Fu (ksi)	Bracket Type	Bracket Offset (in)	Circle (in)	Offset (°)
4 [ID# 740]	#20	2.5	80	100	W8x21	8.28	43.00	-

**FLANGE BOLT GEOMETRY AND APPLIED LOADS --- ORIGINAL (18) 1"Ø [ID 14315]**

Position	Radians	X (in)	Y (in)	Moment Arm (in)	Inertia (in <sup>4</sup> )	Axial Load (k)	Shear Load (k)
1	0.349	12.95	4.71	-10.078	61.549	-9.41	0.88
2	0.698	10.56	8.86	-12.362	92.601	-11.58	0.47
3	1.047	6.89	11.93	-13.156	104.864	-12.34	0.00
4	1.396	2.39	13.57	-12.362	92.601	-11.58	0.47
5	1.745	-2.39	13.57	-10.078	61.549	-9.41	0.88
6	2.094	-6.89	11.93	-6.578	26.238	-6.08	1.19
7	2.443	-10.56	8.86	-2.284	3.190	-2.00	1.36
8	2.793	-12.95	4.71	2.284	3.190	2.34	1.36
9	3.142	-13.78	0.00	6.578	26.238	6.43	1.19
10	3.491	-12.95	-4.71	10.078	61.549	9.76	0.88
11	3.840	-10.56	-8.86	12.362	92.601	11.93	0.47
12	4.189	-6.89	-11.93	13.156	104.864	12.68	0.00
13	4.538	-2.39	-13.57	12.362	92.601	11.93	0.47
14	4.887	2.39	-13.57	10.078	61.549	9.76	0.88
15	5.236	6.89	-11.93	6.578	26.238	6.43	1.19
16	5.585	10.56	-8.86	2.284	3.190	2.34	1.36
17	5.934	12.95	-4.71	-2.284	3.190	-2.00	1.36
18	6.283	13.78	0.00	-6.578	26.238	-6.08	1.19



ASSET: 302496, Clch - Colchester  
 CUSTOMER: T-MOBILE

CODE: ANSI/TIA-222-H  
 ENG NO: 14109767

**DYWIDAG BAR GEOMETRY AND APPLIED LOADS --- (4) #20 [ID 740]**

Position	Radians	X (in)	Y (in)	Moment Arm (in)	Inertia (in <sup>4</sup> )	Axial Load (k)
1	1.571	0.00	21.50	-18.620	1703.858	-116.29
2	3.142	-21.50	0.00	10.750	569.231	72.05
3	4.712	0.00	-21.50	18.620	1703.858	122.52
4	6.283	21.50	0.00	-10.750	569.231	-65.82

**REACTION DISTRIBUTION**

Component	ID	Moment Mu (k-ft)	Axial Load Pu (k)	Shear Vu (k)	Moment Factor
Pole	23.9418"ø x 0.2188" (12 Sides)	123.5	15.57	15.85	0.200
Bolt Group	Original (18) 1"ø	123.5	-	15.85	0.200
Dywidag Group	(4) #20	494.9	-	-	0.800
<b>TOTALS</b>		<b>618.4</b>	<b>15.57</b>	<b>15.85</b>	

**COMPONENT PROPERTIES**

Component	ID	Gross Area (in <sup>2</sup> )	Net Area (in <sup>2</sup> )	Individual Inertia (in <sup>4</sup> )	Moment of Inertia (in <sup>4</sup> )	Threads/in
Pole	23.9418"ø x 0.2188" (12 Sides)	16.1211	-	-	1134.34	-
Bolt Group	Original (18) 1"ø	0.7854	0.6057	0.0292	944.04	8.0
Dywidag Group	(4) #20	4.9087	4.9087	1.9175	4546.18	-

**EXTERNAL UPPER FLANGE PLATE BEND LINE ANALYSIS @ 125.4998 FT**

**POLE PROPERTIES**

Flat-to-Flat Diameter: 24.07 in  
 Point-to-Point Diameter: 24.92 in  
 Flat Width: 6.449 in  
 Flat Radians: 0.524 rad

**PLATE PROPERTIES**

Neutral Axis: 150 °  
 Bend Line Lower Limit: 3.643 rad  
 Bend Line Upper Limit: 4.735 rad

Bend Line	Chord Length (in)	Additional Length (in)	Section Modulus (in <sup>3</sup> )	Applied Moment Mu (k-in)	Moment Capacity φMn (k-in)	Ratio
Flat	16.422	0.00	6.415	22.1	207.8	0.106
Corner	15.103	0.00	5.900	8.8	191.2	0.046
Circumferential	20.790	0.00	8.121	25.5	263.1	0.097

**ELASTIC FLANGE BOLT ANALYSIS**

Class	Group Quantity	Bolt Diameter (in)	Applied Axial Load Pu (k)	Applied Shear Load Vu (k)	Compressive Capacity φPn (k)	Ratio	Interaction
Original	18	1	12.7	0.0	54.5	0.233	0.233

**DYWIDAG BAR ANALYSIS**

Group Quantity	Bar Size	Bar Circle (in)	Applied Axial Load Pu (k)	Compressive Capacity φPn (k)	Ratio
4	#20	43.00	122.5	368.2	0.333

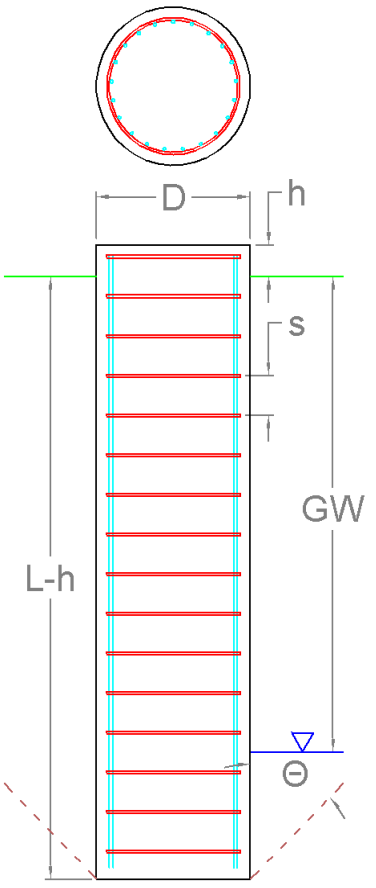
# Pier Foundation Analysis (ANSI/TIA-222-H)

Foundation Analysis Parameters			
Pier Diameter	<i>D</i>	6.00	ft
Pier Embedment	<i>L-h</i>	33.2	ft
Pier Height above Ground	<i>H</i>	0.75	ft
Water Table Depth [BGL]	<i>GW</i>	12	ft
Pullout Angle	$\Theta$	30	°
Unit Weight of Concrete		150	pcf
Uplift Skin Friction Factor		0.750	

Reactions		
Moment, $M_u$	3,634.8	k-ft
Shear, $V_u$	30.4	k
Axial, $P_u$	53.7	k
Uplift, $T_u$	0.0	k

Soil Properties						
Layer Depth (ft)		Unit Weight	Cohesion	Friction Angle	Ultimate Skin Friction	Ultimate Bearing Pressure
TOP	BTM	pcf	psf	°	psf	psf
0.0	1.5	105	0	0	0	0
1.5	2.9	136	0	40	0	0
2.9	5.5	129	0	36	0	0
5.5	7.5	133	0	40	922	0
7.5	9.5	132	0	39	1,170	0
9.5	12.0	133	0	40	1,422	0
12.0	16.5	138	0	40	1,763	0
16.5	21.5	136	0	40	1,942	0
21.5	26.5	136	0	40	2,086	0
26.5	34.3	142	0	40	2,250	106,775

Soil Strength Capacities		
Volume of Concrete	961.3	ft <sup>3</sup>
Weight of Concrete [Buoyancy Considered]	106.7	k
Average Soil Unit Weight	95.0	pcf
Skin Friction Resistance	961.3	k
Compressive Bearing Resistance	3,019.0	k
Pullout Weight [Minus Concrete Weight]	1,790.8	k
Compressive Force, $P_u$	70.7	k
Nominal Compressive Capacity, $\phi_s P_n$	2,985.2	k
$P_u / \phi_s P_n$	<b>2.4%</b>	
Total Lateral Resistance	4,026.0	k
Inflection Point [BGL]	22.5	ft
Moment at Inflection Point, $M_D$	4,340.7	k-ft
Nominal Moment Capacity, $\phi_s M_n$	19,826.4	k-ft
$M_D / \phi_s M_n$	<b>21.9%</b>	





**AMERICAN TOWER®**  
CORPORATION

This report was prepared for American Tower Corporation by



---


## Antenna Mount Analysis Report

**ATC Site Name** : Clch - Colchester,CT  
**ATC Site Number** : 302496  
**Engineering Number** : 13674383\_C8\_12  
**Mount Elevation** : 167 ft  
**Carrier** : T-Mobile  
**Carrier Site Name** : CTHA255A  
**Carrier Site Number** : CTHA255A  
**Site Location** : Chestnut Hill Road  
Colchester, CT 06415-2906  
41.5689, -72.3037  
**County** : New London  
**Date** : September 2, 2022  
**Max Usage** : 44%  
**Result** : Contingent Pass

Prepared By: Yamir Correa  
Jason Cheronis  
Vice President of Structural Engineering

Jason  
Cheronis

Digitally signed  
by Jason  
Cheronis  
Date: 2022.09.02  
14:09:24 -04'00'





**Table of Contents**

Introduction ..... 1

Supporting Documents..... 1

Analysis..... 1

Conclusion..... 1

Antenna Loading..... 2

Structure Usages..... 2

Mount Layout ..... 3

Standard Conditions .....5

Calculations..... Attached

**Introduction**

The purpose of this report is to summarize results of the antenna mount analysis performed for T-Mobile at 167 ft.

**Supporting Documents**

<b>Spec Sheet</b>	Site-Pro 1 Part No. RMQP-4096-HK dated: August 14, 2014
<b>Structural Analysis</b>	ATC Engineering #: 14109767_C3_01 dated: August 11, 2022
<b>RFDS</b>	RFDS dated November 11, 2021
<b>Photos</b>	Site photos from 2019
<b>Tower Mapping</b>	Hightower Solutions Inc Project #: HTS011509 dated: January 13, 2008

**Analysis**

This antenna mount was analyzed using RISA-3D v17 analysis software

<b>Basic Wind Speed:</b>	122 mph, Vult (3-Second Gust)
<b>Basic Wind Speed w/ Ice:</b>	50 mph (3-Second Gust) w/ 1" Radial Ice (Escalating)
<b>Codes:</b>	TIA-222-H
<b>Structure Class:</b>	II
<b>Exposure Category:</b>	B
<b>Topographic Factor Procedure:</b>	Method 2
<b>Topographic Feature:</b>	Flat
<b>Crest Height:</b>	0 ft
<b>Spectral Response:</b>	$S_s = 0.204, S_1 = 0.055$
<b>Site Class:</b>	D (assumed)
<b>Live Loads:</b>	$L_m = 500 \text{ lbs}, L_v = 250 \text{ lbs}$

**Conclusion**

Due to customer antenna spacing/separation requirements, the existing mount cannot support the equipment as described in this report and must be replaced with the mount listed below. Based on the analysis results, the proposed mount meets the requirements, per the applicable codes listed above, and can support the equipment as described in this report. Analysis is based on new SitePro1 Part #: RMQP-4096-HK mount with four evenly spaced mount pipes.

If you have any questions or require additional information, please contact POD Group via email at [ngilkerson@podgrp.com](mailto:ngilkerson@podgrp.com). Please include the American Tower site name, site number, and engineering number in the subject line for any questions.

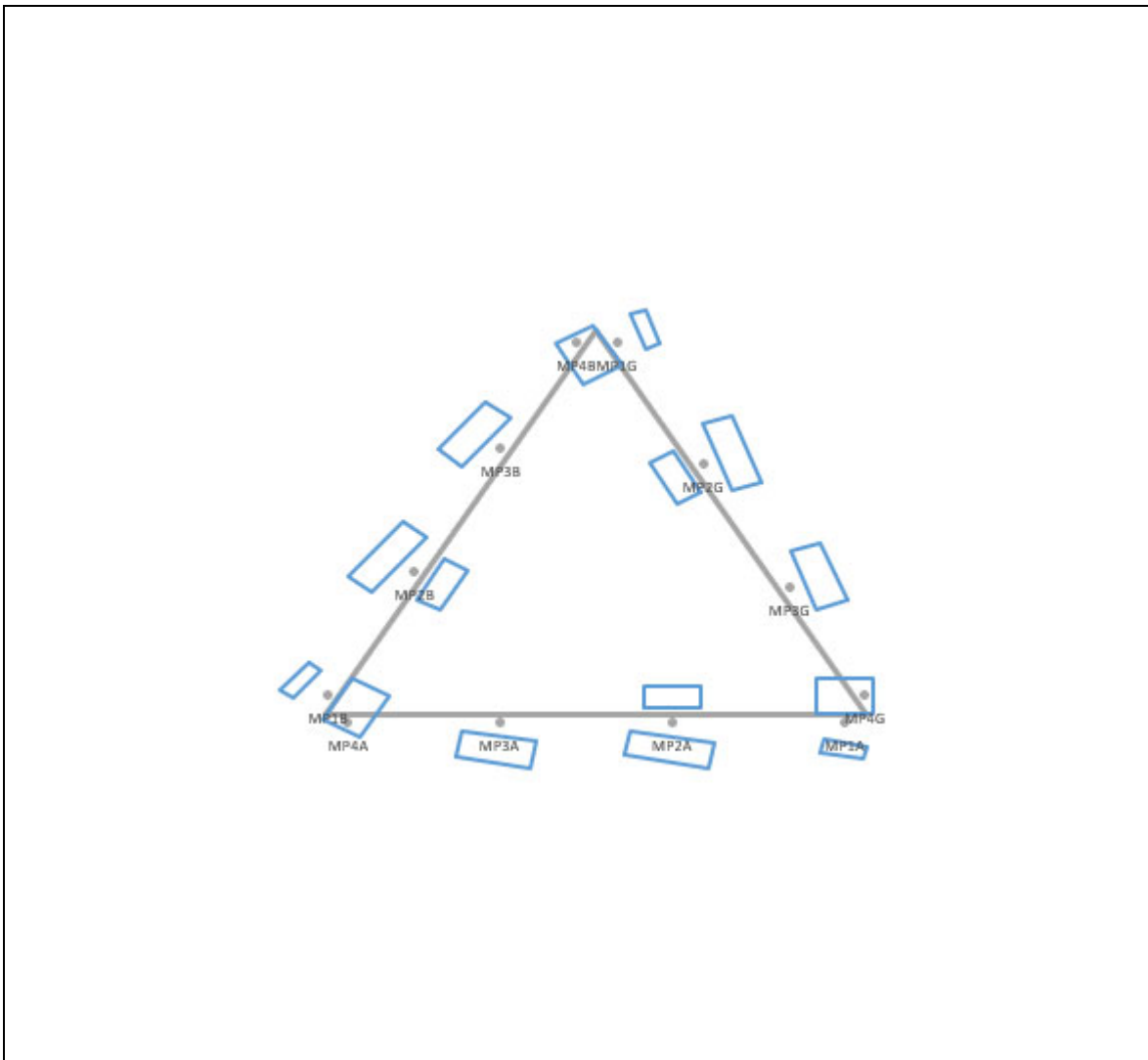
**Antenna Loading**

Mount Centerline (ft)	Antenna Centerline (ft)	Qty	Antenna Model
167.0	167.0	3	Ericsson AIR 6419 B41
		3	RFS APXVAALL24 43-U-NA20
		3	Commscope VV-65A-R1
		3	Ericsson Radio 4460 B25+B66
		3	Ericsson Radio 4480 B71+B85A

**Structure Usages**

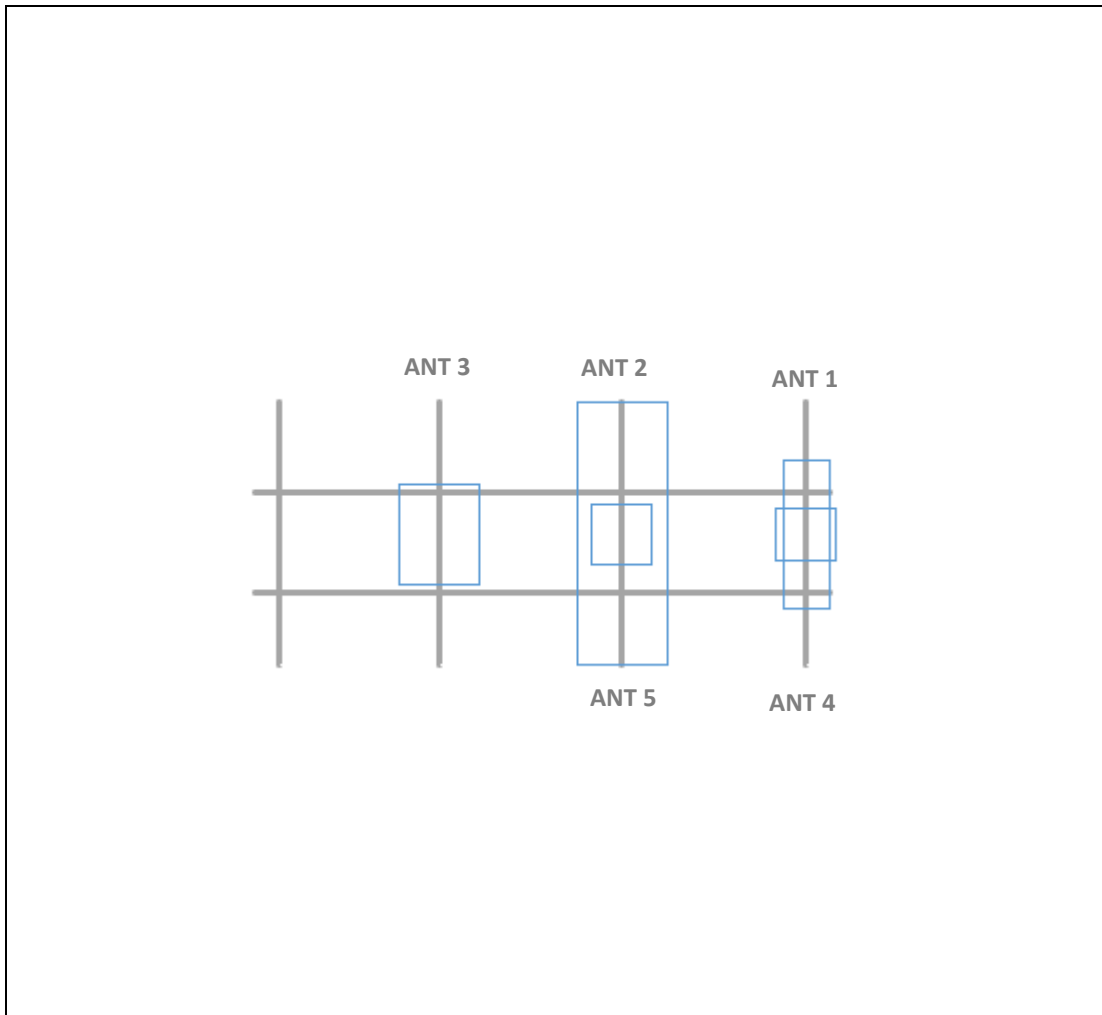
Structural Component	Controlling Usage	Pass/Fail
Corner Plate	44%	Pass
Plate	42%	Pass
Mount Pipe	25%	Pass
Rail	24%	Pass
Rail Corner	23%	Pass
Support	18%	Pass
Corner	18%	Pass
Stand Off	16%	Pass
Kicker	10%	Pass
Face	10%	Pass
Flange Plate	2%	Pass
Bolts	15%	Pass

**Mount Layout (From Above)**



Ref #	Model	Quantity	Height (in)	Width (in)	Depth (in)	Azimuth	CL (ft)	Sector	Mount Pipe #
ANT.1	AIR 6419 B41	1	54.7	12.1	4.6	10	167	A	3
ANT.2	APXVAALL24 43-U-NA20	1	95.9	24	8.5	10	167	A	2
ANT.3	VV-65A-R1	1	36.3	20.9	9	10	167	A	1
ANT.4	Radio 4460 B25+B66	1	19.6	15.7	12.1	10	167	A	1
ANT.5	Radio 4480 B71+B85A	1	21.8	15.7	7.5	10	167	A	2

**Equipment Layout (From Front)**



Ref #	Model	Quantity	Height (in)	Width (in)	Depth (in)	Azimuth	CL (ft)	Sector	Mount Pipe #
ANT.1	AIR 6419 B41	1	54.7	12.1	4.6	10	167	A	3
ANT.2	APXVAALL24 43-U-NA20	1	95.9	24	8.5	10	167	A	2
ANT.3	VV-65A-R1	1	36.3	20.9	9	10	167	A	1
ANT.4	Radio 4460 B25+B66	1	19.6	15.7	12.1	10	167	A	1
ANT.5	Radio 4480 B71+B85A	1	21.8	15.7	7.5	10	167	A	2



### **Standard Conditions**

All engineering services performed by POD Group are prepared on the basis that the information used is current and correct. This information may consist of, but is not limited to the following:

- Information supplied by the client regarding antenna, mounts and feed line loading
- Information from drawings, design and analysis documents, and field notes in the possession of POD Group

It is the responsibility of the client to ensure that the information provided to POD Group and used in the performance of our engineering services is correct and complete.

POD Group assumes that all structures were constructed in accordance with the drawings and specifications.

All connections are to be verified for condition and tightness by the installation contractor preceding any changes to the appurtenance mounting system and/or equipment attached to it.

Unless explicitly agreed by both the client and POD Group, all services will be performed in accordance with the current revision of ANSI/TIA-222.

Installation of all equipment and steel should be confirmed not to cause tower conflicts nor impede the tower climbing pegs.

All services are performed, results obtained, and recommendations made in accordance with generally accepted engineering principles and practices. POD Group is not responsible for the conclusions, opinions and recommendations made by others based on the information supplied herein.



POD Job # 22-139020  
 Site Number 302496  
 Site Name Clich - Colchester, CT

**General Site Information**

Mount Type	SFP	Risk Category	II	I (seismic)	1		
V (Wind Speed)	122	II(ice)	1	Sms	0.326		
Zs	546.38	Ss	0.204	Sm1	0.132		
ti	1	S1	0.055	Sds	0.218	Front Outer Dimensions	width (ft) height (ft)
Vi	50	Soil Site Class	D	Sd1	0.088		12.5 3
Kzt	1	Fa	1.600	Seismic Design Category			
Exposure	B	Fv	2.400	B			
ag	1200			Seismic Analysis Not Required			
α	7	Tower Type	Monopole	R	2 TIA-222-H 16.7		
Kmin	0.7	Tower Height	181	As	1 TIA-222-H 16.7		
G <sub>r</sub>	1			CS, Min	0.03 TIA-222-H 2.7.7.1.1		
Ke	0.98			Cs	0.1088 TIA-222-H 2.7.7.1.1		
K <sub>o</sub>	0.95						
K <sub>r</sub>	0.9						

**Appurtenance Information**

Model	Shielded	% Shielded	Centerline	Centerline on MP	Spacing (in)	Azimuth	Sector	Quantity	MP #
VV-65A-R1			167	4	30	10	A/B/C	1	1
APXVAAAL24_43-U-NA20			167	4	60	10	A/B/C	1	2
ARR 6419 B41			167	4	15	10	A/B/C	1	3
Radio 4460 B25+B66			167	4			A/B/C	1	1
Radio 4480 B71+B85A			167	4			A/B/C	1	2

**Mount Information**

Elevation (ft)	167	Grating Thickness (in)	1
K <sub>r</sub>	1.14	Grating Ice Weight (k/ft <sup>2</sup> )	0.014
K <sub>iz</sub>	1.18		
t <sub>iz</sub>	1.18		

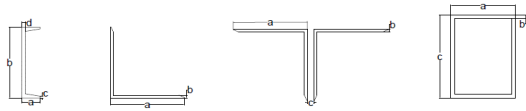
Mount Pipes	Length (ft)	Width (in)	Centerline
	8	2.875	167

**Round Members**

Member	Length (ft)	Width (in)	Frame Member	# of Members
Face On	12.5	3.5	Yes	2
Face Off	12.5	3.5	No	1
Rail On	12.5	2.375	Yes	2
Rail Off	12.5	2.375	No	1

**Flat Members**

Member	Length (ft)	Width (in)	Shape	A	B	C	D	Frame Member	# of Members
SO	5.188	4	Square HSS	4	0.25	4		No	3
CR	2.38	4	Square HSS	4	0.25	4		No	6
KICKER	4.864	2.5	D. Angle	2.5	0.1875	0.375		No	3
SUPP	4.041	2	Angle	2	0.1875			No	6
RCDR	1.212	2.5	Angle	2.5	0.25			No	3
RPL	0.25	6	Channel	0	6	0	0.375	No	6
COR	1.049	6	Channel	0	6	0	0.5	No	3
CPL	0.3	6	Channel	0	6	0	0.5	No	6
PL	0.338	6	Channel	0	6	0	0.375	No	12



**Appurtenance Wind Calculations**

Model	Height	Width	Depth	Weight (lbs)	Kz	qz (lb/ft <sup>2</sup> )	(EPA) <sub>w</sub> (ft <sup>2</sup> )	(EPA) <sub>e</sub> (ft <sup>2</sup> )	Wind Force (Kips)				
									Front	Side	Alpha	Beta	Gamma
VV-65A-R1	54.7	12.1	4.6	23.8	1.14	40.61	5.34	2.46	0.217	0.100	0.203	0.203	0.103
APXVAA4L24_43-U-NA20	95.9	24.0	8.5	168.6	1.14	40.61	18.22	7.86	0.740	0.319	0.691	0.691	0.332
AIR 6419 B41	36.3	20.9	9.0	83.3	1.14	40.61	5.69	2.59	0.231	0.105	0.216	0.216	0.109
Radio 4460 B25+B66	19.6	15.7	12.1	109.0	1.14	40.61	2.31	1.78	0.094	0.072	0.088	0.088	0.072
Radio 4480 B71+B85A	21.8	15.7	7.5	84.0	1.14	40.61	2.57	1.24	0.104	0.051	0.091	0.091	0.051

**Appurtenance Ice Calculations**

Model	tiz (in)	Height	Width	Depth	Weight (lbs)	Kiz	qz (lb/ft <sup>2</sup> )	(EPA) <sub>w</sub> (ft <sup>2</sup> )	(EPA) <sub>e</sub> (ft <sup>2</sup> )	Wind Force (Kips)				
										Front	Side	Alpha	Beta	Gamma
VV-65A-R1	1.18	57.05	14.45	6.95	87.10	1.18	6.82	6.52	3.57	0.044	0.024	0.045	0.045	0.026
APXVAA4L24_43-U-NA20	1.18	98.25	26.35	10.85	276.56	1.18	6.82	20.30	9.79	0.138	0.067	0.139	0.139	0.071
AIR 6419 B41	1.18	38.65	23.25	11.35	109.36	1.18	6.82	6.74	3.40	0.046	0.023	0.046	0.046	0.025
Radio 4460 B25+B66	1.18	21.95	18.05	14.45	64.93	1.18	6.82	2.97	2.38	0.020	0.016	0.019	0.019	0.016
Radio 4480 B71+B85A	1.18	24.15	18.05	9.85	56.02	1.18	6.82	3.27	1.78	0.022	0.012	0.020	0.020	0.012

**Round Members**

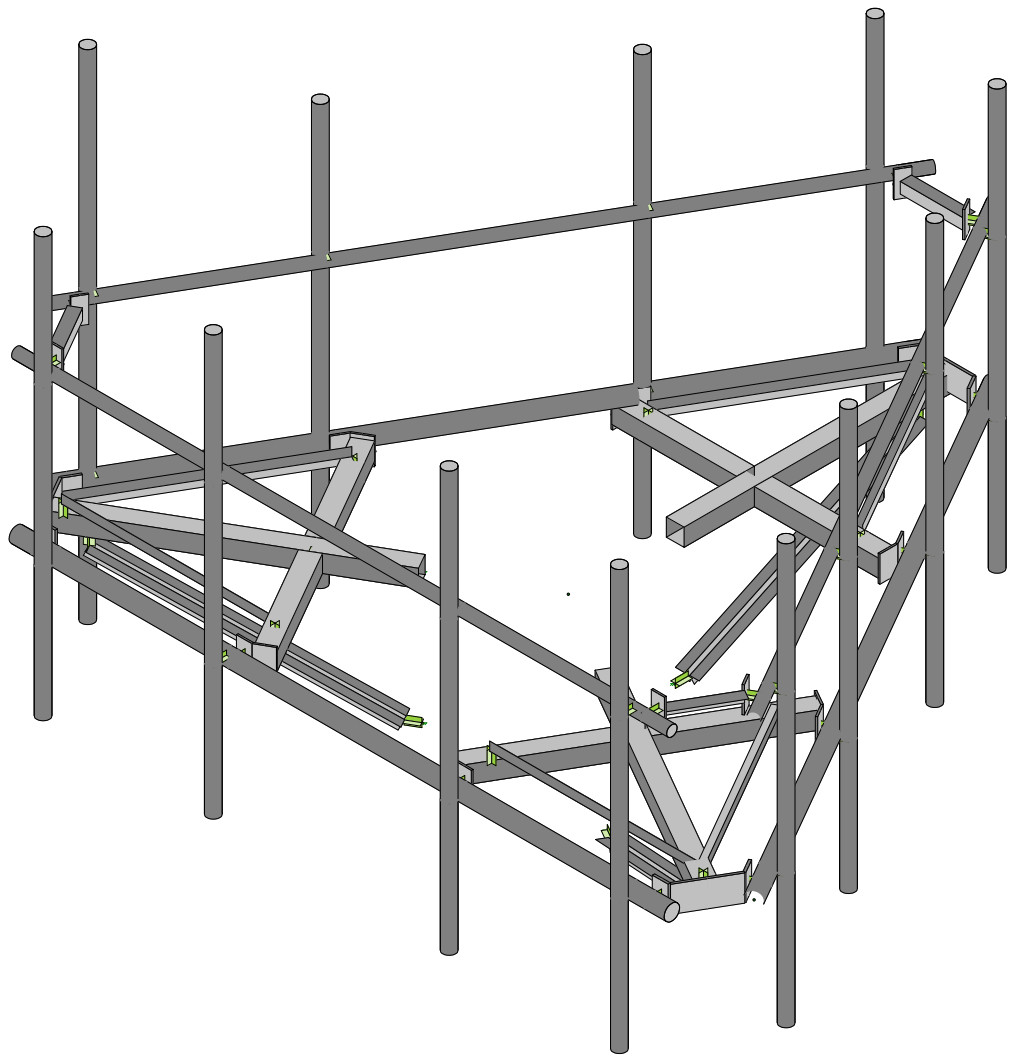
Member	q <sub>w</sub> (lb/ft <sup>2</sup> )	Ar	C	Wind Calculations				Ice Calculations								
				Rr	Cf	EPA (ft <sup>2</sup> )	Load (k/ft)	Width (in)	Weight (k/ft)	q <sub>w</sub> (lb/ft <sup>2</sup> )	Arice	Rrice	Cf	EPA (ft <sup>2</sup> )	Load (k/ft)	
Face On	40.61	7.29		37.10	0.61	1.20	2.39	0.008	5.85	0.01	6.82	12.19	0.71	1.20	4.67	0.003
Face Off	40.61	3.65		37.10	0.61	1.20	2.39	0.004	5.85	0.01	6.82	6.10	0.71	1.20	4.67	0.001
Rail On	40.61	4.95		25.17	0.61	1.20	1.62	0.005	4.73	0.01	6.82	9.85	0.71	1.20	3.77	0.002
Rail Off	40.61	2.47		25.17	0.61	1.20	1.62	0.003	4.73	0.01	6.82	4.92	0.71	1.20	3.77	0.001

**Flat Members**

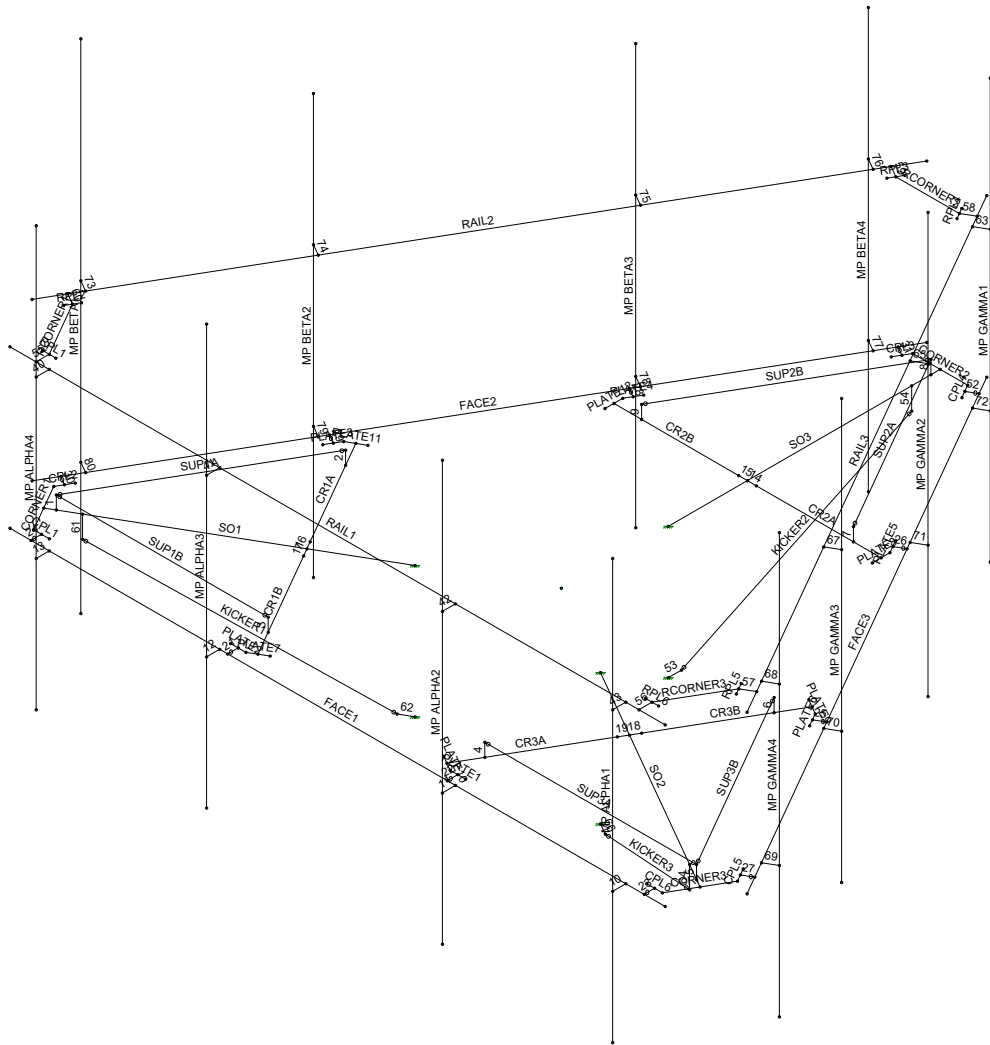
Member	q <sub>w</sub> (lb/ft <sup>2</sup> )	Af	Cf	Wind Calculations				Ice Calculations						
				EPA	Load (k/ft)	Width (in)	Weight (k/ft)	q <sub>w</sub> (lb/ft <sup>2</sup> )	Arice	Rrice	Cf	EPA	Load (k/ft)	
SO	40.61	5.19		1.25	1.95	0.008	6.35	0.01	6.82	8.24	0.71	1.25	2.19	0.001
CR	40.61	4.76		1.25	0.89	0.008	6.35	0.01	6.82	7.56	0.71	1.25	1.01	0.001
KICKER	40.61	3.04		2.00	1.82	0.008	4.85	0.01	6.82	5.90	0.71	2.00	2.51	0.002
SUPP	40.61	4.04		2.00	1.21	0.006	4.35	0.01	6.82	8.79	0.71	2.00	1.87	0.002
RCOR	40.61	0.76		2.00	0.45	0.008	4.85	0.01	6.82	1.47	0.71	2.00	0.63	0.002
RPL	40.61	0.75		2.00	0.23	0.018	8.35	0.01	6.82	1.04	0.71	2.00	0.22	0.003
CDR	40.61	1.57		2.00	0.94	0.018	8.35	0.01	6.82	2.19	0.71	2.00	0.93	0.003
CPL	40.61	0.90		2.00	0.27	0.018	8.35	0.01	6.82	1.25	0.71	2.00	0.27	0.003
PL	40.61	2.03		2.00	0.30	0.018	8.35	0.01	6.82	2.82	0.71	2.00	0.30	0.003

**Appurtenance Seismic Calculations**

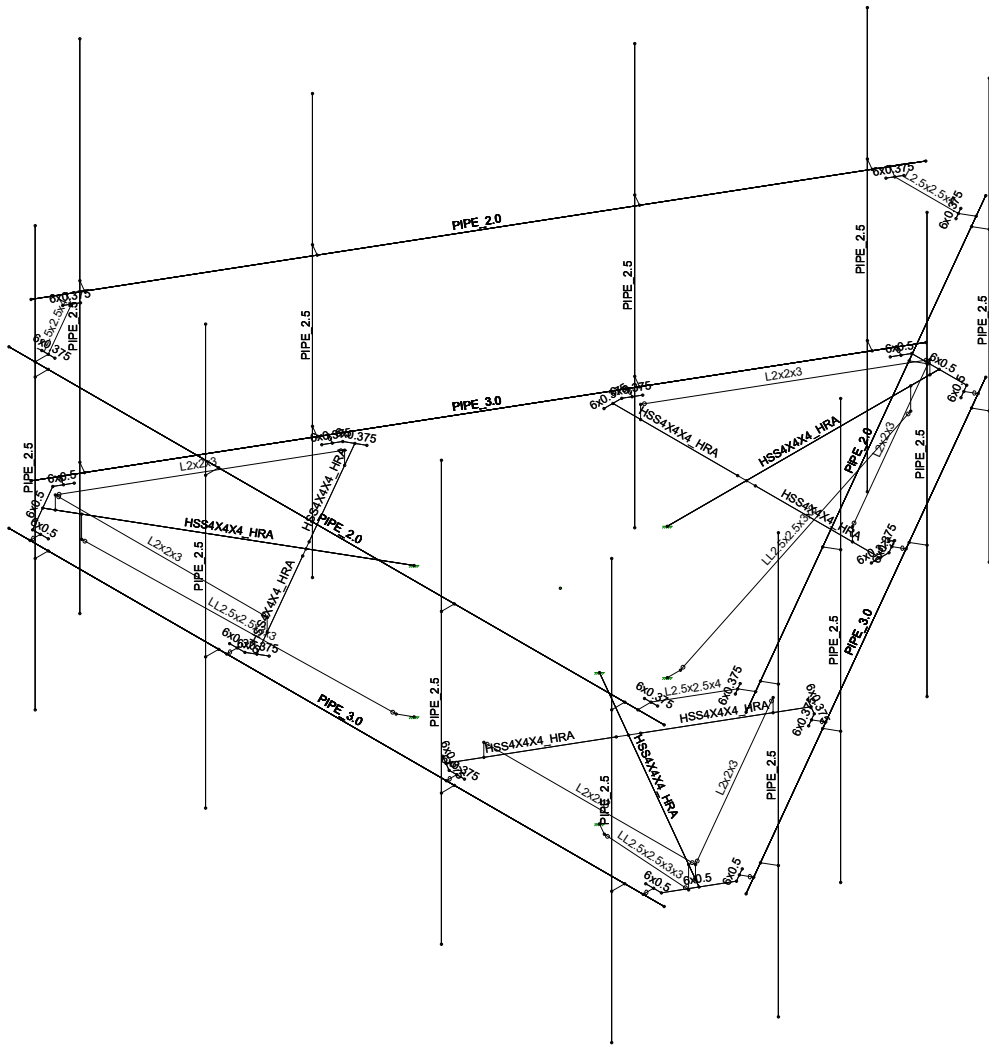
Model	Weight	Sds	ρ	Cs	As	Ev	Eh
VV-65A-R1	23.8	0.218	1.000	0.109	1.000	0.001	0.003
APXVAA4L24_43-U-NA20	168.6	0.218	1.000	0.109	1.000	0.007	0.018
AIR 6419 B41	83.3	0.218	1.000	0.109	1.000	0.004	0.009
Radio 4460 B25+B66	109.0	0.218	1.000	0.109	1.000	0.005	0.012
Radio 4480 B71+B85A	84.0	0.218	1.000	0.109	1.000	0.004	0.009



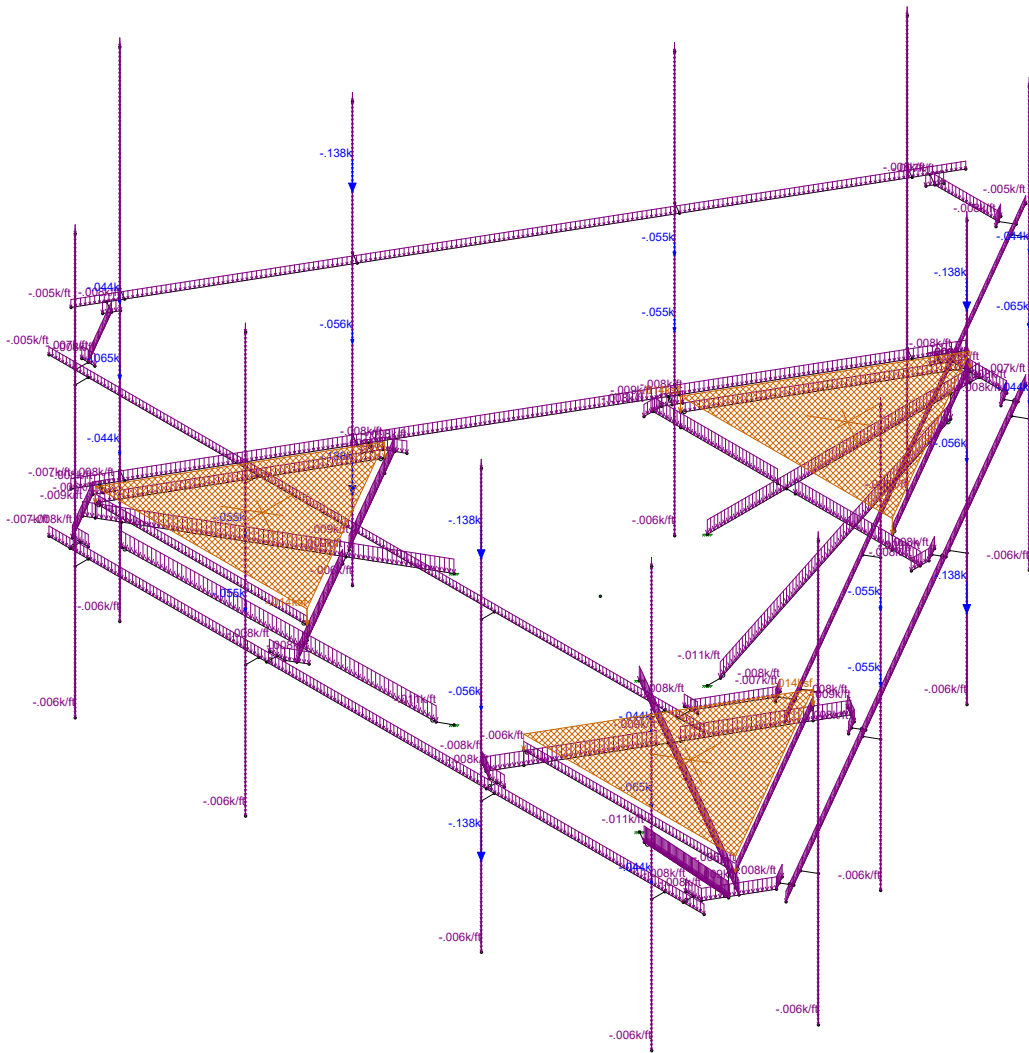
POD Group	302496	SK - 3
YC		Sept 2, 2022 at 1:48 PM
22-139020		302496.r3d



POD Group	302496	SK - 2
YC		Sept 2, 2022 at 1:48 PM
22-139020		302496.r3d

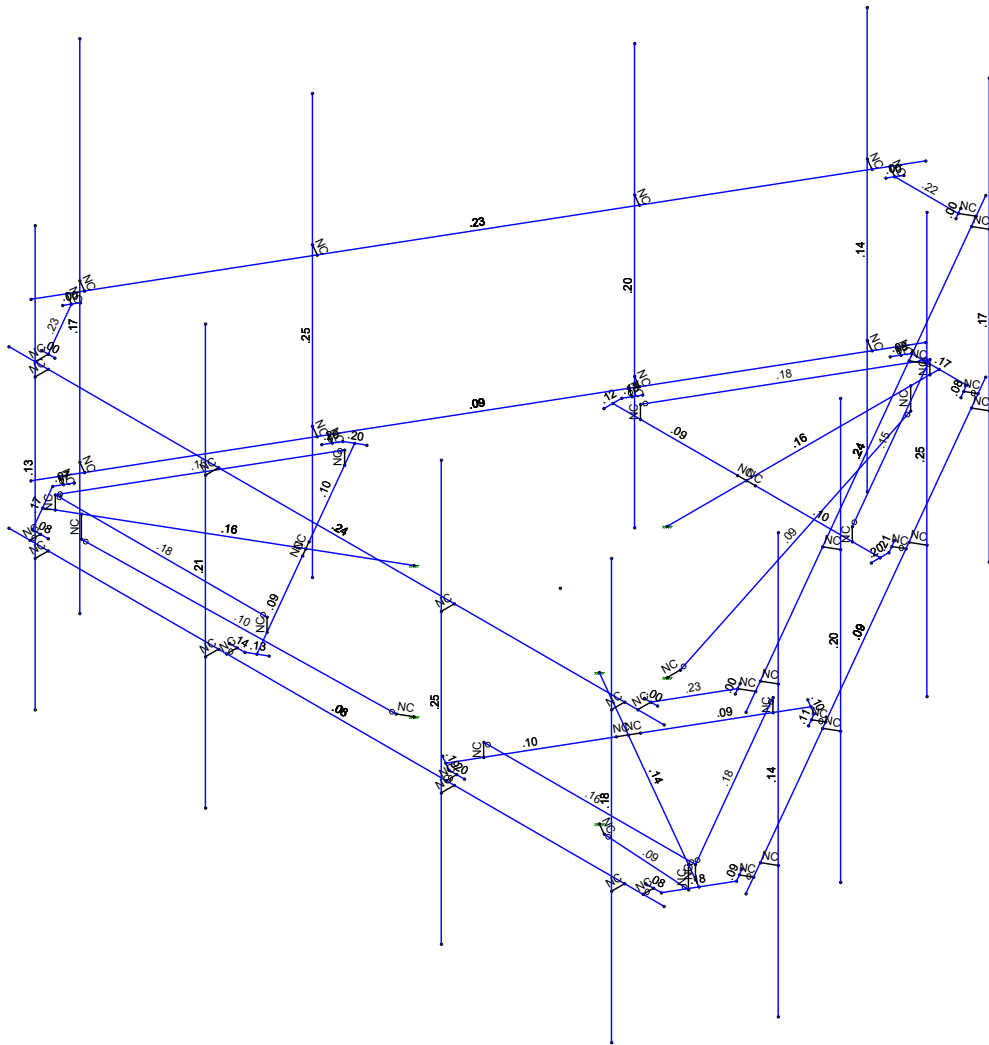


POD Group	302496	SK - 6
YC		Sept 2, 2022 at 1:50 PM
22-139020		302496.r3d



Loads: BLC 27, Ice Dead Load

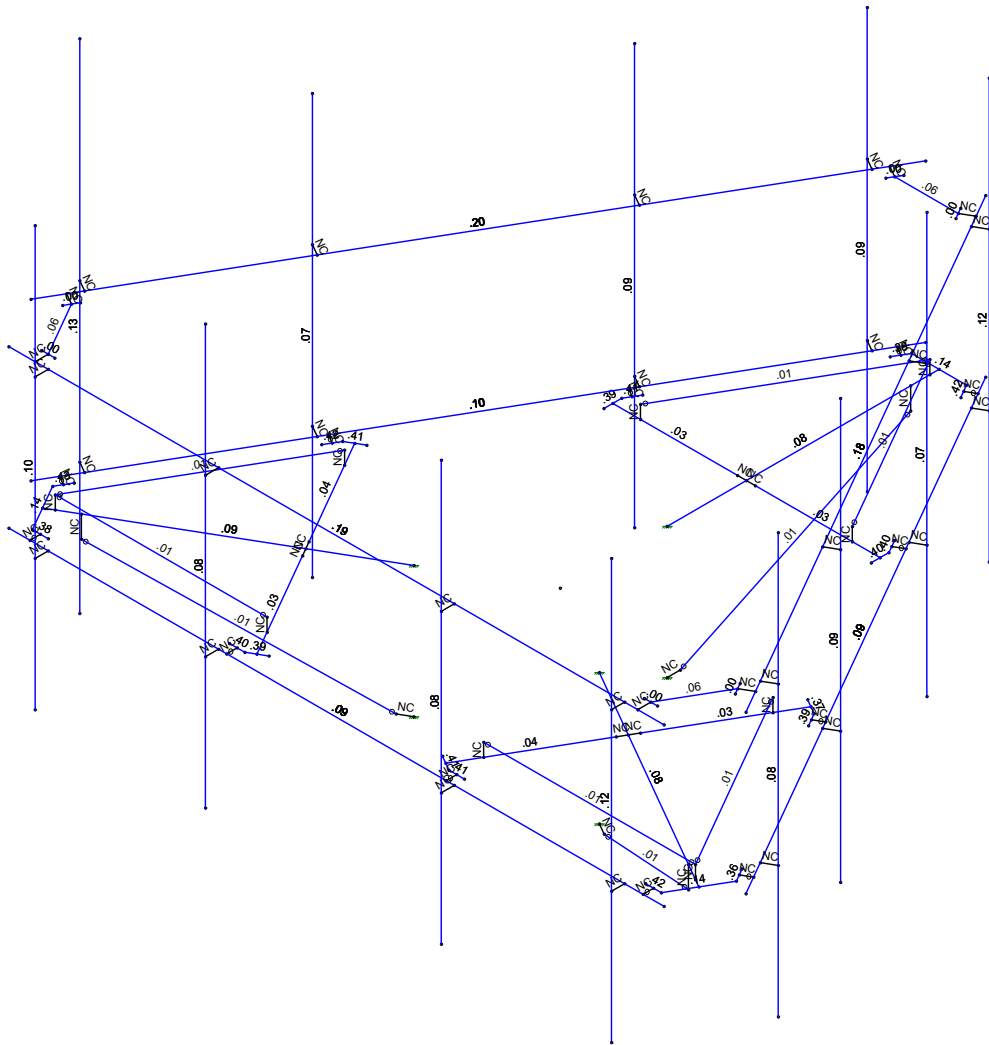
POD Group	302496	SK - 1
YC		Sept 2, 2022 at 1:44 PM
22-139020		302496.r3d



Member Code Checks Displayed (Enveloped)  
Results for LC 1, 1.4D

POD Group	302496	SK - 4
YC		Sept 2, 2022 at 1:49 PM
22-139020		302496.r3d





Member Shear Checks Displayed (Enveloped)  
Results for LC 1, 1.4D

POD Group	302496	SK - 5
YC		Sept 2, 2022 at 1:50 PM
22-139020		302496.r3d



### Basic Load Cases

	BLC Description	Category	X Gravity	Y Gravity	Z Gravity	Joint	Point	Distributed Area(Me...)	Surface(P...
1	Live Load	DL					1		
2	Wind Load (0)	DL					24	66	
3	Dead Load	DL			-1.1		24		3
4	Wind Load (30)	DL					48	132	
5	Wind Load (60)	DL					48	132	
6	Wind Load (90)	DL					24	66	
7	Wind Load (120)	DL					48	132	
8	Wind Load (150)	DL					48	132	
9	Wind Load (180)	DL					24	66	
10	Wind Load (210)	DL					48	132	
11	Wind Load (240)	DL					48	132	
12	Wind Load (270)	DL					24	66	
13	Wind Load (300)	DL					48	132	
14	Wind Load (330)	DL					48	132	
15	Maintenance (0)	DL					24	66	
16	Maintenance (30)	DL					48	132	
17	Maintenance (60)	DL					48	132	
18	Maintenance (90)	DL					24	66	
19	Maintenance (120)	DL					48	132	
20	Maintenance (150)	DL					48	132	
21	Maintenance (180)	DL					24	66	
22	Maintenance (210)	DL					48	132	
23	Maintenance (240)	DL					48	132	
24	Maintenance (270)	DL					24	66	
25	Maintenance (300)	DL					48	132	
26	Maintenance (330)	DL					48	132	
27	Ice Dead Load	DL					24	66	3
28	Ice Wind Load (0)	DL					24	66	
29	Ice Wind Load (30)	DL					48	132	
30	Ice Wind Load (60)	DL					48	132	
31	Ice Wind Load (90)	DL					24	66	
32	Ice Wind Load (120)	DL					48	132	
33	Ice Wind Load (150)	DL					48	132	
34	Ice Wind Load (180)	DL					24	66	
35	Ice Wind Load (210)	DL					48	132	
36	Ice Wind Load (240)	DL					48	132	
37	Ice Wind Load (270)	DL					24	66	
38	Ice Wind Load (300)	DL					48	132	
39	Ice Wind Load (330)	DL					48	132	
40	Earthquake (x-directi...	DL	-12				24		
41	Earthquake (y-directio...	DL		-12			24		
42	Earthquake (z-directi...	DL			-048		24		
43	BLC 3 Transient Area..	None						15	
44	BLC 27 Transient Are..	None						15	

### Load Combinations

	Description	Solve P...	S...	B...	Fa...	B...	Fa...	B...	Fa...	B...	Fa...	B...	Fa...	B...	Fa...	B...	Fa...	B...	Fa...	B...	Fa...	
1	1.4D	Yes	Y		3	1.4																
2	1.2D + 1.0W(0)	Yes	Y		3	1.2	2	1														
3	1.2D + 1.0Di + 1.0Wi(0)	Yes	Y		3	1.2	27	1	28	1												
4	1.2D + 1.5L + 1.0Wi(0)	Yes	Y		3	1.2	1	1.5	15	1												
5	1.2D + 1.0W(30)	Yes	Y		3	1.2	4	1														
6	1.2D + 1.0Di + 1.0Wi(30)	Yes	Y		3	1.2	27	1	29	1												
7	1.2D + 1.5L + 1.0Wi(30)	Yes	Y		3	1.2	1	1.5	16	1												



Company : POD Group  
 Designer : YC  
 Job Number : 22-139020  
 Model Name : 302496

Sept 2, 2022  
 1:52 PM  
 Checked By: \_\_\_\_\_

### Load Combinations (Continued)

	Description	Solve	P...	S...	B...	Fa...	B...	Fa...	B...	Fa...	B...	Fa...	B...	Fa...	B...	Fa...	B...	Fa...	B...	Fa...	B...	Fa...	
8	1.2D + 1.0W(60)	Yes	Y		3	1.2	5	1															
9	1.2D + 1.0Di + 1.0Wi(60)	Yes	Y		3	1.2	27	1	30	1													
10	1.2D + 1.5L + 1.0Wi(60)	Yes	Y		3	1.2	1	1.5	17	1													
11	1.2D + 1.0W(90)	Yes	Y		3	1.2	6	1															
12	1.2D + 1.0Di + 1.0Wi(90)	Yes	Y		3	1.2	27	1	31	1													
13	1.2D + 1.5L + 1.0Wi(90)	Yes	Y		3	1.2	1	1.5	18	1													
14	1.2D + 1.0W(120)	Yes	Y		3	1.2	7	1															
15	1.2D + 1.0Di + 1.0Wi(120)	Yes	Y		3	1.2	27	1	32	1													
16	1.2D + 1.5L + 1.0Wi(120)	Yes	Y		3	1.2	1	1.5	19	1													
17	1.2D + 1.0W(150)	Yes	Y		3	1.2	8	1															
18	1.2D + 1.0Di + 1.0Wi(150)	Yes	Y		3	1.2	27	1	33	1													
19	1.2D + 1.5L + 1.0Wi(150)	Yes	Y		3	1.2	1	1.5	20	1													
20	1.2D + 1.0W(180)	Yes	Y		3	1.2	9	1															
21	1.2D + 1.0Di + 1.0Wi(180)	Yes	Y		3	1.2	27	1	34	1													
22	1.2D + 1.5L + 1.0Wi(180)	Yes	Y		3	1.2	1	1.5	21	1													
23	1.2D + 1.0W(210)	Yes	Y		3	1.2	10	1															
24	1.2D + 1.0Di + 1.0Wi(210)	Yes	Y		3	1.2	27	1	35	1													
25	1.2D + 1.5L + 1.0Wi(210)	Yes	Y		3	1.2	1	1.5	22	1													
26	1.2D + 1.0W(240)	Yes	Y		3	1.2	11	1															
27	1.2D + 1.0Di + 1.0Wi(240)	Yes	Y		3	1.2	27	1	36	1													
28	1.2D + 1.5L + 1.0Wi(240)	Yes	Y		3	1.2	1	1.5	23	1													
29	1.2D + 1.0W(270)	Yes	Y		3	1.2	12	1															
30	1.2D + 1.0Di + 1.0Wi(270)	Yes	Y		3	1.2	27	1	37	1													
31	1.2D + 1.5L + 1.0Wi(270)	Yes	Y		3	1.2	1	1.5	24	1													
32	1.2D + 1.0W(300)	Yes	Y		3	1.2	13	1															
33	1.2D + 1.0Di + 1.0Wi(300)	Yes	Y		3	1.2	27	1	38	1													
34	1.2D + 1.5L + 1.0Wi(300)	Yes	Y		3	1.2	1	1.5	25	1													
35	1.2D + 1.0W(330)	Yes	Y		3	1.2	14	1															
36	1.2D + 1.0Di + 1.0Wi(330)	Yes	Y		3	1.2	27	1	39	1													
37	1.2D + 1.5L + 1.0Wi(330)	Yes	Y		3	1.2	1	1.5	26	1													
38	1.2D + 1.0E(x) + 1.0E(z) ...	Yes	Y		3	1.2	40	1	42	1	1	1											
39	1.2D + 1.0E(y) + 1.0E(z) ...	Yes	Y		3	1.2	41	1	42	1	1	1											
40	1.2D - 1.0E(x) + 1.0E(z) +...	Yes	Y		3	1.2	40	-1	42	1	1	1											
41	1.2D - 1.0E(y) + 1.0E(z) +...	Yes	Y		3	1.2	41	-1	42	1	1	1											

### Joint Boundary Conditions

	Joint Label	X [k/in]	Y [k/in]	Z [k/in]	X Rot.[k-ft/rad]	Y Rot.[k-ft/rad]	Z Rot.[k-ft/rad]
1	N21	Reaction	Reaction	Reaction	Reaction	Reaction	Reaction
2	N185B	Reaction	Reaction	Reaction	Reaction	Reaction	Reaction
3	N187B	Reaction	Reaction	Reaction	Reaction	Reaction	Reaction
4	N185C	Reaction	Reaction	Reaction	Reaction	Reaction	Reaction
5	N190A	Reaction	Reaction	Reaction	Reaction	Reaction	Reaction
6	N195B	Reaction	Reaction	Reaction	Reaction	Reaction	Reaction

### Hot Rolled Steel Design Parameters

	Label	Shape	Length[ft]	Lbyy[ft]	Lbzz[ft]	Lcomp to..	Lcomp b...	L-tor...	Kyy	Kzz	Cb	Func...
1	SUP3B	L2x2x3	4.041			Lbyy						Later...
2	SUP3A	L2x2x3	4.041			Lbyy						Later...
3	SUP2B	L2x2x3	4.041			Lbyy						Later...
4	SUP2A	L2x2x3	4.041			Lbyy						Later...
5	SUP1B	L2x2x3	4.041			Lbyy						Later...
6	SUP1A	L2x2x3	4.041			Lbyy						Later...
7	SO3	HSS4X4X4_HRA	5.188			Lbyy						Later...
8	SO2	HSS4X4X4_HRA	5.188			Lbyy						Later...



Company : POD Group  
 Designer : YC  
 Job Number : 22-139020  
 Model Name : 302496

Sept 2, 2022  
 1:52 PM  
 Checked By: \_\_\_\_\_

**Hot Rolled Steel Design Parameters (Continued)**

Label	Shape	Length[ft]	Lbyy[ft]	Lbzz[ft]	Lcomp to...	Lcomp b...	L-tor...	Kyy	Kzz	Cb	Func...
9	SO1	HSS4X4X4 HRA	5.188			Lbyy					Later...
10	RPL6	6x0.375	.25			Lbyy					Later...
11	RPL5	6x0.375	.25			Lbyy					Later...
12	RPL4	6x0.375	.25			Lbyy					Later...
13	RPL3	6x0.375	.25			Lbyy					Later...
14	RPL2	6x0.375	.25			Lbyy					Later...
15	RPL1	6x0.375	.25			Lbyy					Later...
16	RCORN...	L2.5x2.5x4	1.212			Lbyy					Later...
17	RCORN...	L2.5x2.5x4	1.212			Lbyy					Later...
18	RCORN...	L2.5x2.5x4	1.212			Lbyy					Later...
19	RAIL3	PIPE 2.0	12.5			Lbyy					Later...
20	RAIL2	PIPE 2.0	12.5			Lbyy					Later...
21	RAIL1	PIPE 2.0	12.5			Lbyy					Later...
22	PLATE12	6x0.375	.338			Lbyy					Later...
23	PLATE11	6x0.375	.338			Lbyy					Later...
24	PLATE10	6x0.375	.338			Lbyy					Later...
25	PLATE9	6x0.375	.338			Lbyy					Later...
26	PLATE8	6x0.375	.338			Lbyy					Later...
27	PLATE7	6x0.375	.338			Lbyy					Later...
28	PLATE6	6x0.375	.292			Lbyy					Later...
29	PLATE5	6x0.375	.292			Lbyy					Later...
30	PLATE4	6x0.375	.292			Lbyy					Later...
31	PLATE3	6x0.375	.292			Lbyy					Later...
32	PLATE2	6x0.375	.292			Lbyy					Later...
33	PLATE1	6x0.375	.292			Lbyy					Later...
34	MP GAM...	PIPE 2.5	8			Lbyy					Later...
35	MP GAM...	PIPE 2.5	8			Lbyy					Later...
36	MP GAM...	PIPE 2.5	8			Lbyy					Later...
37	MP GAM...	PIPE 2.5	8			Lbyy					Later...
38	MP BET...	PIPE 2.5	8			Lbyy					Later...
39	MP BET...	PIPE 2.5	8			Lbyy					Later...
40	MP BET...	PIPE 2.5	8			Lbyy					Later...
41	MP BET...	PIPE 2.5	9.5			Lbyy					Later...
42	MP ALP...	PIPE 2.5	8			Lbyy					Later...
43	MP ALP...	PIPE 2.5	8			Lbyy					Later...
44	MP ALP...	PIPE 2.5	8			Lbyy					Later...
45	MP ALP...	PIPE 2.5	8			Lbyy					Later...
46	KICKER3	LL2.5x2.5x3x3	4.864			Lbyy					Later...
47	KICKER2	LL2.5x2.5x3x3	4.864			Lbyy					Later...
48	KICKER1	LL2.5x2.5x3x3	4.864			Lbyy					Later...
49	FACE3	PIPE 3.0	12.5			Lbyy					Later...
50	FACE2	PIPE 3.0	12.5			Lbyy					Later...
51	FACE1	PIPE 3.0	12.5			Lbyy					Later...
52	CR3B	HSS4X4X4 HRA	2.38			Lbyy					Later...
53	CR3A	HSS4X4X4 HRA	2.38			Lbyy					Later...
54	CR2B	HSS4X4X4 HRA	2.38			Lbyy					Later...
55	CR2A	HSS4X4X4 HRA	2.38			Lbyy					Later...
56	CR1B	HSS4X4X4 HRA	2.38			Lbyy					Later...
57	CR1A	HSS4X4X4 HRA	2.38			Lbyy					Later...
58	CPL6	6x0.5	.3			Lbyy					Later...
59	CPL5	6x0.5	.3			Lbyy					Later...
60	CPL4	6x0.5	.3			Lbyy					Later...
61	CPL3	6x0.5	.3			Lbyy					Later...
62	CPL2	6x0.5	.3			Lbyy					Later...
63	CPL1	6x0.5	.3			Lbyy					Later...
64	CORNE...	6x0.5	1.049			Lbyy					Later...
65	CORNE...	6x0.5	1.049			Lbyy					Later...



Company : POD Group  
 Designer : YC  
 Job Number : 22-139020  
 Model Name : 302496

Sept 2, 2022  
 1:52 PM  
 Checked By: \_\_\_\_\_

**Hot Rolled Steel Design Parameters (Continued)**

Label	Shape	Length[ft]	Lbyv[ft]	Lbzz[ft]	Lcomp to..	Lcomp b...	L-tor...	Kyy	Kzz	Cb	Func...
66	CORNE...	6x0.5	1.049			Lbyy					Later...

**Member Primary Data**

Label	I Joint	J Joint	K Joint	Rotate(d...	Section/Shape	Type	Design List	Material	Design R...
1	SUP3B	N91	N88A		180	L2x2x3	Beam	Single Angle	A36 Gr... Typical
2	SUP3A	N86A	N91			L2x2x3	Beam	Single Angle	A36 Gr... Typical
3	SUP2B	N89	N91A		180	L2x2x3	Beam	Single Angle	A36 Gr... Typical
4	SUP2A	N89	N87B		90	L2x2x3	Beam	Single Angle	A36 Gr... Typical
5	SUP1B	N89A	N87A			L2x2x3	Beam	Single Angle	A36 Gr... Typical
6	SUP1A	N90	N89A		180	L2x2x3	Beam	Single Angle	A36 Gr... Typical
7	SO3	N239A	N21			HSS4X4X4 HRA	Beam	SquareTube	A500 G... Typical
8	SO2	N242	N187B			HSS4X4X4 HRA	Beam	SquareTube	A500 G... Typical
9	SO1	N240A	N185B			HSS4X4X4 HRA	Beam	SquareTube	A500 G... Typical
10	RPL6	N154	N152		90	6x0.375	Beam	RECT	A36 Gr... Typical
11	RPL5	N160A	N162B		270	6x0.375	Beam	RECT	A36 Gr... Typical
12	RPL4	N163A	N161B		270	6x0.375	Beam	RECT	A36 Gr... Typical
13	RPL3	N169A	N171A		270	6x0.375	Beam	RECT	A36 Gr... Typical
14	RPL2	N172A	N170A		270	6x0.375	Beam	RECT	A36 Gr... Typical
15	RPL1	N151	N153		90	6x0.375	Beam	RECT	A36 Gr... Typical
16	RCORNER3	N158A	N150		90	L2.5x2.5x4	Beam	Single Angle	A36 Gr... Typical
17	RCORNER2	N167C	N159A		270	L2.5x2.5x4	Beam	Single Angle	A36 Gr... Typical
18	RCORNER1	N149	N168C		90	L2.5x2.5x4	Beam	Single Angle	A36 Gr... Typical
19	RAIL3	N159	N160			PIPE 2.0	Beam	Pipe	A53 Gr.B Typical
20	RAIL2	N158	N157			PIPE 2.0	Beam	Pipe	A53 Gr.B Typical
21	RAIL1	N156A	N155A			PIPE 2.0	Beam	Pipe	A53 Gr.B Typical
22	PLATE12	N179A	N202		90	6x0.375	Beam	RECT	A36 Gr... Typical
23	PLATE11	N184B	N201		90	6x0.375	Beam	RECT	A36 Gr... Typical
24	PLATE10	N182B	N167A		90	6x0.375	Beam	RECT	A36 Gr... Typical
25	PLATE9	N181A	N183		90	6x0.375	Beam	RECT	A36 Gr... Typical
26	PLATE8	N180	N182		90	6x0.375	Beam	RECT	A36 Gr... Typical
27	PLATE7	N183B	N168A		90	6x0.375	Beam	RECT	A36 Gr... Typical
28	PLATE6	N185	N183		90	6x0.375	Beam	RECT	A36 Gr... Typical
29	PLATE5	N182	N184		90	6x0.375	Beam	RECT	A36 Gr... Typical
30	PLATE4	N204	N202		90	6x0.375	Beam	RECT	A36 Gr... Typical
31	PLATE3	N201	N203		90	6x0.375	Beam	RECT	A36 Gr... Typical
32	PLATE2	N170	N168A		90	6x0.375	Beam	RECT	A36 Gr... Typical
33	PLATE1	N167A	N169		90	6x0.375	Beam	RECT	A36 Gr... Typical
34	MP GAMMA4	N193B	N192C		120	PIPE 2.5	Beam	Pipe	A53 Gr.B Typical
35	MP GAMMA3	N189A	N188A		120	PIPE 2.5	Beam	Pipe	A53 Gr.B Typical
36	MP GAMMA2	N185A	N184A		120	PIPE 2.5	Beam	Pipe	A53 Gr.B Typical
37	MP GAMMA1	N181	N180A		120	PIPE 2.5	Beam	Pipe	A53 Gr.B Typical
38	MP BETA4	N228	N227		240	PIPE 2.5	Beam	Pipe	A53 Gr.B Typical
39	MP BETA3	N224	N223		240	PIPE 2.5	Beam	Pipe	A53 Gr.B Typical
40	MP BETA2	N220	N219		240	PIPE 2.5	Beam	Pipe	A53 Gr.B Typical
41	MP BETA1	N216	N215		240	PIPE 2.5	Beam	Pipe	A53 Gr.B Typical
42	MP ALPHA4	N112A	N111A			PIPE 2.5	Beam	Pipe	A53 Gr.B Typical
43	MP ALPHA3	N106A	N105			PIPE 2.5	Beam	Pipe	A53 Gr.B Typical
44	MP ALPHA2	N100	N99			PIPE 2.5	Beam	Pipe	A53 Gr.B Typical
45	MP ALPHA1	N94	N93A			PIPE 2.5	Beam	Pipe	A53 Gr.B Typical
46	KICKER3	N196	N198B		76.111	LL2.5x2.5x3x3	Beam	Double Angl...	A36 Gr... Typical
47	KICKER2	N186B	N188B		180	LL2.5x2.5x3x3	Beam	Double Angl...	A36 Gr... Typical
48	KICKER1	N191B	N193A		283.889	LL2.5x2.5x3x3	Beam	Double Angl...	A36 Gr... Typical
49	FACE3	N15	N16			PIPE 3.0	Beam	Pipe	A53 Gr.B Typical
50	FACE2	N10	N9A			PIPE 3.0	Beam	Pipe	A53 Gr.B Typical
51	FACE1	N2	N1			PIPE 3.0	Beam	Pipe	A53 Gr.B Typical



Company : POD Group  
 Designer : YC  
 Job Number : 22-139020  
 Model Name : 302496

Sept 2, 2022  
 1:52 PM  
 Checked By: \_\_\_\_\_

**Member Primary Data (Continued)**

	Label	I Joint	J Joint	K Joint	Rotate(d...	Section/Shape	Type	Design List	Material	Design R...
52	CR3B	N92	N167			HSS4X4X4 HRA	Beam	SquareTube	A500 G...	Typical
53	CR3A	N168	N93			HSS4X4X4 HRA	Beam	SquareTube	A500 G...	Typical
54	CR2B	N32	N161A			HSS4X4X4 HRA	Beam	SquareTube	A500 G...	Typical
55	CR2A	N33	N162A			HSS4X4X4 HRA	Beam	SquareTube	A500 G...	Typical
56	CR1B	N164	N89B			HSS4X4X4 HRA	Beam	SquareTube	A500 G...	Typical
57	CR1A	N165	N90A			HSS4X4X4 HRA	Beam	SquareTube	A500 G...	Typical
58	CPL6	N173	N4		90	6x0.5	Beam	RECT	A36 Gr...	Typical
59	CPL5	N175A	N191		90	6x0.5	Beam	RECT	A36 Gr...	Typical
60	CPL4	N188	N176A		90	6x0.5	Beam	RECT	A36 Gr...	Typical
61	CPL3	N194	N210		90	6x0.5	Beam	RECT	A36 Gr...	Typical
62	CPL2	N207	N195		90	6x0.5	Beam	RECT	A36 Gr...	Typical
63	CPL1	N3	N176		90	6x0.5	Beam	RECT	A36 Gr...	Typical
64	CORNER3	N4	N175A		90	6x0.5	Beam	RECT	A36 Gr...	Typical
65	CORNER2	N176A	N194		90	6x0.5	Beam	RECT	A36 Gr...	Typical
66	CORNER1	N195	N3		90	6x0.5	Beam	RECT	A36 Gr...	Typical
67	80	N213	N214			RIGID	None	None	RIGID	Typical
68	79	N217	N218			RIGID	None	None	RIGID	Typical
69	78	N221	N222			RIGID	None	None	RIGID	Typical
70	77	N225	N226			RIGID	None	None	RIGID	Typical
71	76	N235	N236			RIGID	None	None	RIGID	Typical
72	75	N233	N234			RIGID	None	None	RIGID	Typical
73	74	N231	N232			RIGID	None	None	RIGID	Typical
74	73	N229	N230			RIGID	None	None	RIGID	Typical
75	72	N178B	N179B		180	RIGID	None	None	RIGID	Typical
76	71	N182A	N183A		180	RIGID	None	None	RIGID	Typical
77	70	N186A	N187A		180	RIGID	None	None	RIGID	Typical
78	69	N190B	N191C		180	RIGID	None	None	RIGID	Typical
79	68	N200	N201A		180	RIGID	None	None	RIGID	Typical
80	67	N198A	N199		180	RIGID	None	None	RIGID	Typical
81	66	N195B	N196			RIGID	None	None	RIGID	Typical
82	65	N196A	N197A		180	RIGID	None	None	RIGID	Typical
83	64	N197B	N198B		120	RIGID	None	None	RIGID	Typical
84	63	N194A	N195A		180	RIGID	None	None	RIGID	Typical
85	62	N190A	N191B		180	RIGID	None	None	RIGID	Typical
86	61	N192B	N193A		240	RIGID	None	None	RIGID	Typical
87	60	N166A	N168C			RIGID	None	None	RIGID	Typical
88	59	N165B	N167C			RIGID	None	None	RIGID	Typical
89	58	N157A	N159A		180	RIGID	None	None	RIGID	Typical
90	57	N156	N158A		180	RIGID	None	None	RIGID	Typical
91	56	N192A	N150			RIGID	None	None	RIGID	Typical
92	55	N191A	N149			RIGID	None	None	RIGID	Typical
93	54	N187C	N188B			RIGID	None	None	RIGID	Typical
94	53	N185C	N186B			RIGID	None	None	RIGID	Typical
95	52	N189	N190			RIGID	None	None	RIGID	Typical
96	43	N161	N162			RIGID	None	None	RIGID	Typical
97	42	N163	N164A			RIGID	None	None	RIGID	Typical
98	41	N165A	N166			RIGID	None	None	RIGID	Typical
99	40	N167B	N168B			RIGID	None	None	RIGID	Typical
100	31	N211	N212			RIGID	None	None	RIGID	Typical
101	30	N208	N209			RIGID	None	None	RIGID	Typical
102	29	N205	N198			RIGID	None	None	RIGID	Typical
103	28	N206	N197			RIGID	None	None	RIGID	Typical
104	27	N192	N193			RIGID	None	None	RIGID	Typical
105	26	N186	N179			RIGID	None	None	RIGID	Typical
106	25	N187	N178A			RIGID	None	None	RIGID	Typical
107	24	N177	N178			RIGID	None	None	RIGID	Typical
108	23	N174	N175			RIGID	None	None	RIGID	Typical



**Member Primary Data (Continued)**

	Label	I Joint	J Joint	K Joint	Rotate(d...	Section/Shape	Type	Design List	Material	Design R...
109	22	N171	N47			RIGID	None	None	RIGID	Typical
110	21	N172	N38			RIGID	None	None	RIGID	Typical
111	19	N48	N168			RIGID	None	None	RIGID	Typical
112	18	N167	N48			RIGID	None	None	RIGID	Typical
113	17	N164	N40			RIGID	None	None	RIGID	Typical
114	16	N165	N40			RIGID	None	None	RIGID	Typical
115	15	N34	N161A			RIGID	None	None	RIGID	Typical
116	14	N34	N162A			RIGID	None	None	RIGID	Typical
117	13	N107A	N109A			RIGID	None	None	RIGID	Typical
118	12	N101	N103			RIGID	None	None	RIGID	Typical
119	11	N95	N97			RIGID	None	None	RIGID	Typical
120	10	N89D	N91B			RIGID	None	None	RIGID	Typical
121	9	N112	N91A			RIGID	None	None	RIGID	Typical
122	8	N104A	N89			RIGID	None	None	RIGID	Typical
123	7	N109	N87B			RIGID	None	None	RIGID	Typical
124	6	N110	N88A			RIGID	None	None	RIGID	Typical
125	5	N106	N91			RIGID	None	None	RIGID	Typical
126	4	N107	N86A			RIGID	None	None	RIGID	Typical
127	3	N108	N87A			RIGID	None	None	RIGID	Typical
128	2	N111	N90			RIGID	None	None	RIGID	Typical
129	1	N105A	N89A			RIGID	None	None	RIGID	Typical

**Member Advanced Data**

	Label	I Release	J Release	I Offset[in]	J Offset[in]	T/C Only	Physical	Defl Rat..	Analysis ...	Inactive	Seismic...
1	SUP3B	BenPIN	BenPIN				Yes	Default			None
2	SUP3A	BenPIN	BenPIN				Yes	Default			None
3	SUP2B	BenPIN	BenPIN				Yes	Default			None
4	SUP2A	BenPIN	BenPIN				Yes	Default			None
5	SUP1B	BenPIN	BenPIN				Yes	Default			None
6	SUP1A	BenPIN	BenPIN				Yes	Default			None
7	SO3						Yes				None
8	SO2						Yes				None
9	SO1						Yes				None
10	RPL6						Yes				None
11	RPL5						Yes				None
12	RPL4						Yes				None
13	RPL3						Yes				None
14	RPL2						Yes				None
15	RPL1						Yes				None
16	RCORNER3						Yes				None
17	RCORNER2						Yes				None
18	RCORNER1						Yes	Default			None
19	RAIL3						Yes				None
20	RAIL2						Yes				None
21	RAIL1						Yes				None
22	PLATE12						Yes				None
23	PLATE11						Yes				None
24	PLATE10						Yes				None
25	PLATE9						Yes				None
26	PLATE8						Yes				None
27	PLATE7						Yes				None
28	PLATE6						Yes				None
29	PLATE5						Yes				None
30	PLATE4						Yes				None
31	PLATE3						Yes				None



Company : POD Group  
 Designer : YC  
 Job Number : 22-139020  
 Model Name : 302496

Sept 2, 2022  
 1:52 PM  
 Checked By: \_\_\_\_\_

**Member Advanced Data (Continued)**

	Label	I Release	J Release	I Offset[in]	J Offset[in]	T/C Only	Physical	Defl Rat...	Analysis ...	Inactive	Seismic...
32	PLATE2						Yes				None
33	PLATE1						Yes				None
34	MP GAMM...						Yes				None
35	MP GAMM...						Yes				None
36	MP GAMM...						Yes				None
37	MP GAMM...						Yes				None
38	MP BETA4						Yes				None
39	MP BETA3						Yes				None
40	MP BETA2						Yes				None
41	MP BETA1						Yes				None
42	MP ALPHA4						Yes				None
43	MP ALPHA3						Yes				None
44	MP ALPHA2						Yes				None
45	MP ALPHA1						Yes				None
46	KICKER3	OOOOOX	OOOOOX				Yes	Default			None
47	KICKER2	OOOOOX	OOOOOX				Yes	Default			None
48	KICKER1	OOOOOX	OOOOOX				Yes	Default			None
49	FACE3						Yes				None
50	FACE2						Yes				None
51	FACE1						Yes				None
52	CR3B						Yes				None
53	CR3A						Yes				None
54	CR2B						Yes				None
55	CR2A						Yes				None
56	CR1B						Yes				None
57	CR1A						Yes				None
58	CPL6						Yes				None
59	CPL5						Yes				None
60	CPL4						Yes				None
61	CPL3						Yes				None
62	CPL2						Yes				None
63	CPL1						Yes				None
64	CORNER3						Yes				None
65	CORNER2						Yes				None
66	CORNER1						Yes				None
67	80						Yes	** NA **			None
68	79						Yes	** NA **			None
69	78						Yes	** NA **			None
70	77						Yes	** NA **			None
71	76						Yes	** NA **			None
72	75						Yes	** NA **			None
73	74						Yes	** NA **			None
74	73						Yes	** NA **			None
75	72						Yes	** NA **			None
76	71						Yes	** NA **			None
77	70						Yes	** NA **			None
78	69						Yes	** NA **			None
79	68						Yes	** NA **			None
80	67						Yes	** NA **			None
81	66						Yes	** NA **			None
82	65						Yes	** NA **			None
83	64						Yes	** NA **			None
84	63						Yes	** NA **			None
85	62						Yes	** NA **			None
86	61						Yes	** NA **			None
87	60						Yes	** NA **			None
88	59						Yes	** NA **			None





**Member Advanced Data (Continued)**

	Label	I Release	J Release	I Offset[in]	J Offset[in]	T/C Only	Physical	Defl Rat...	Analysis ...	Inactive	Seismic...
89	58						Yes	** NA **			None
90	57						Yes	** NA **			None
91	56						Yes	** NA **			None
92	55						Yes	** NA **			None
93	54						Yes	** NA **			None
94	53						Yes	** NA **			None
95	52		OOOXOO				Yes	** NA **			None
96	43						Yes	** NA **			None
97	42						Yes	** NA **			None
98	41						Yes	** NA **			None
99	40						Yes	** NA **			None
100	31		OOOXOO				Yes	** NA **			None
101	30		OOOXOO				Yes	** NA **			None
102	29		OOOXOO				Yes	** NA **			None
103	28		OOOXOO				Yes	** NA **			None
104	27		OOOXOO				Yes	** NA **			None
105	26		OOOXOO				Yes	** NA **			None
106	25		OOOXOO				Yes	** NA **			None
107	24		OOOXOO				Yes	** NA **			None
108	23		OOOXOO				Yes	** NA **			None
109	22		OOOXOO				Yes	** NA **			None
110	21		OOOXOO				Yes	** NA **			None
111	19						Yes	** NA **			None
112	18						Yes	** NA **			None
113	17						Yes	** NA **			None
114	16						Yes	** NA **			None
115	15						Yes	** NA **			None
116	14						Yes	** NA **			None
117	13						Yes	** NA **			None
118	12						Yes	** NA **			None
119	11						Yes	** NA **			None
120	10						Yes	** NA **			None
121	9						Yes	** NA **			None
122	8						Yes	** NA **			None
123	7						Yes	** NA **			None
124	6						Yes	** NA **			None
125	5						Yes	** NA **			None
126	4						Yes	** NA **			None
127	3						Yes	** NA **			None
128	2						Yes	** NA **			None
129	1						Yes	** NA **			None

**Hot Rolled Steel Properties**

	Label	E [ksi]	G [ksi]	Nu	Therm (1E...Density[k/ft...	Yield[ksi]	Ry	Fu[ksi]	Rt	
1	A992	29000	11154	.3	.65	.49	50	1.1	65	1.1
2	A36 Gr.36	29000	11154	.3	.65	.49	36	1.5	58	1.2
3	A572 Gr.50	29000	11154	.3	.65	.49	50	1.1	65	1.1
4	A500 Gr.B RND	29000	11154	.3	.65	.527	42	1.4	58	1.3
5	A500 Gr.B Rect	29000	11154	.3	.65	.527	46	1.4	58	1.3
6	A53 Gr.B	29000	11154	.3	.65	.49	35	1.6	60	1.2
7	A1085	29000	11154	.3	.65	.49	50	1.4	65	1.3



Company : POD Group  
 Designer : YC  
 Job Number : 22-139020  
 Model Name : 302496

Sept 2, 2022  
 1:52 PM  
 Checked By: \_\_\_\_\_

**Member Point Loads (BLC 1 : Live Load)**

	Member Label	Direction	Magnitude[k,k-ft]	Location[ft,%]
1	FACE1	Z	-5	0

**Member Point Loads (BLC 2 : Wind Load (0))**

	Member Label	Direction	Magnitude[k,k-ft]	Location[ft,%]
1	MP ALPHA1	Y	-.107	5.25
2	MP ALPHA1	Y	-.107	2.75
3	MP BETA1	Y	-.074	5.25
4	MP BETA1	Y	-.074	2.75
5	MP GAMMA1	Y	-.057	5.25
6	MP GAMMA1	Y	-.057	2.75
7	MP ALPHA2	Y	-.364	6.5
8	MP ALPHA2	Y	-.364	1.5
9	MP BETA2	Y	-.246	6.5
10	MP BETA2	Y	-.246	1.5
11	MP GAMMA2	Y	-.184	6.5
12	MP GAMMA2	Y	-.184	1.5
13	MP ALPHA3	Y	-.114	4.625
14	MP ALPHA3	Y	-.114	3.375
15	MP BETA3	Y	-.079	4.625
16	MP BETA3	Y	-.079	3.375
17	MP GAMMA3	Y	-.06	4.625
18	MP GAMMA3	Y	-.06	3.375
19	MP ALPHA1	Y	-.094	4
20	MP BETA1	Y	-.078	4
21	MP GAMMA1	Y	-.078	4
22	MP ALPHA2	Y	-.104	4
23	MP BETA2	Y	-.064	4
24	MP GAMMA2	Y	-.064	4

**Member Point Loads (BLC 3 : Dead Load)**

	Member Label	Direction	Magnitude[k,k-ft]	Location[ft,%]
1	MP ALPHA1	Z	-.012	5.25
2	MP ALPHA1	Z	-.012	2.75
3	MP BETA1	Z	-.012	5.25
4	MP BETA1	Z	-.012	2.75
5	MP GAMMA1	Z	-.012	5.25
6	MP GAMMA1	Z	-.012	2.75
7	MP ALPHA2	Z	-.084	6.5
8	MP ALPHA2	Z	-.084	1.5
9	MP BETA2	Z	-.084	6.5
10	MP BETA2	Z	-.084	1.5
11	MP GAMMA2	Z	-.084	6.5
12	MP GAMMA2	Z	-.084	1.5
13	MP ALPHA3	Z	-.042	4.625
14	MP ALPHA3	Z	-.042	3.375
15	MP BETA3	Z	-.042	4.625
16	MP BETA3	Z	-.042	3.375
17	MP GAMMA3	Z	-.042	4.625
18	MP GAMMA3	Z	-.042	3.375
19	MP ALPHA1	Z	-.109	4
20	MP BETA1	Z	-.109	4
21	MP GAMMA1	Z	-.109	4
22	MP ALPHA2	Z	-.084	4
23	MP BETA2	Z	-.084	4
24	MP GAMMA2	Z	-.084	4



Company : POD Group  
 Designer : YC  
 Job Number : 22-139020  
 Model Name : 302496

Sept 2, 2022  
 1:52 PM  
 Checked By: \_\_\_\_\_

**Member Point Loads (BLC 4 : Wind Load (30))**

	Member Label	Direction	Magnitude[k.k-ft]	Location[ft. %]
1	MP ALPHA1	Y	-0.73	5.25
2	MP ALPHA1	Y	-0.73	2.75
3	MP ALPHA1	X	-0.42	5.25
4	MP ALPHA1	X	-0.42	2.75
5	MP BETA1	Y	-0.45	5.25
6	MP BETA1	Y	-0.45	2.75
7	MP BETA1	X	-0.26	5.25
8	MP BETA1	X	-0.26	2.75
9	MP GAMMA1	Y	-0.73	5.25
10	MP GAMMA1	Y	-0.73	2.75
11	MP GAMMA1	X	-0.42	5.25
12	MP GAMMA1	X	-0.42	2.75
13	MP ALPHA2	Y	-2.45	6.5
14	MP ALPHA2	Y	-2.45	1.5
15	MP ALPHA2	X	-1.41	6.5
16	MP ALPHA2	X	-1.41	1.5
17	MP BETA2	Y	-1.44	6.5
18	MP BETA2	Y	-1.44	1.5
19	MP BETA2	X	-0.83	6.5
20	MP BETA2	X	-0.83	1.5
21	MP GAMMA2	Y	-2.45	6.5
22	MP GAMMA2	Y	-2.45	1.5
23	MP GAMMA2	X	-1.41	6.5
24	MP GAMMA2	X	-1.41	1.5
25	MP ALPHA3	Y	-0.78	4.625
26	MP ALPHA3	Y	-0.78	3.375
27	MP ALPHA3	X	-0.45	4.625
28	MP ALPHA3	X	-0.45	3.375
29	MP BETA3	Y	-0.47	4.625
30	MP BETA3	Y	-0.47	3.375
31	MP BETA3	X	-0.27	4.625
32	MP BETA3	X	-0.27	3.375
33	MP GAMMA3	Y	-0.78	4.625
34	MP GAMMA3	Y	-0.78	3.375
35	MP GAMMA3	X	-0.45	4.625
36	MP GAMMA3	X	-0.45	3.375
37	MP ALPHA1	Y	-0.77	4
38	MP ALPHA1	X	-0.44	4
39	MP BETA1	Y	-0.63	4
40	MP BETA1	X	-0.36	4
41	MP GAMMA1	Y	-0.77	4
42	MP GAMMA1	X	-0.44	4
43	MP ALPHA2	Y	-0.79	4
44	MP ALPHA2	X	-0.45	4
45	MP BETA2	Y	-0.44	4
46	MP BETA2	X	-0.25	4
47	MP GAMMA2	Y	-0.79	4
48	MP GAMMA2	X	-0.45	4

**Member Point Loads (BLC 5 : Wind Load (60))**

	Member Label	Direction	Magnitude[k.k-ft]	Location[ft. %]
1	MP ALPHA1	Y	-0.28	5.25
2	MP ALPHA1	Y	-0.28	2.75
3	MP ALPHA1	X	-0.49	5.25
4	MP ALPHA1	X	-0.49	2.75
5	MP BETA1	Y	-0.28	5.25



Company : POD Group  
 Designer : YC  
 Job Number : 22-139020  
 Model Name : 302496

Sept 2, 2022  
 1:52 PM  
 Checked By: \_\_\_\_\_

**Member Point Loads (BLC 5 : Wind Load (60)) (Continued)**

	Member Label	Direction	Magnitude[k.k-ft]	Location[ft,%]
6	MP BETA1	Y	-.028	2.75
7	MP BETA1	X	-.049	5.25
8	MP BETA1	X	-.049	2.75
9	MP GAMMA1	Y	-.053	5.25
10	MP GAMMA1	Y	-.053	2.75
11	MP GAMMA1	X	-.092	5.25
12	MP GAMMA1	X	-.092	2.75
13	MP ALPHA2	Y	-.092	6.5
14	MP ALPHA2	Y	-.092	1.5
15	MP ALPHA2	X	-.16	6.5
16	MP ALPHA2	X	-.16	1.5
17	MP BETA2	Y	-.092	6.5
18	MP BETA2	Y	-.092	1.5
19	MP BETA2	X	-.16	6.5
20	MP BETA2	X	-.16	1.5
21	MP GAMMA2	Y	-.182	6.5
22	MP GAMMA2	Y	-.182	1.5
23	MP GAMMA2	X	-.315	6.5
24	MP GAMMA2	X	-.315	1.5
25	MP ALPHA3	Y	-.03	4.625
26	MP ALPHA3	Y	-.03	3.375
27	MP ALPHA3	X	-.052	4.625
28	MP ALPHA3	X	-.052	3.375
29	MP BETA3	Y	-.03	4.625
30	MP BETA3	Y	-.03	3.375
31	MP BETA3	X	-.052	4.625
32	MP BETA3	X	-.052	3.375
33	MP GAMMA3	Y	-.057	4.625
34	MP GAMMA3	Y	-.057	3.375
35	MP GAMMA3	X	-.098	4.625
36	MP GAMMA3	X	-.098	3.375
37	MP ALPHA1	Y	-.039	4
38	MP ALPHA1	X	-.067	4
39	MP BETA1	Y	-.039	4
40	MP BETA1	X	-.067	4
41	MP GAMMA1	Y	-.047	4
42	MP GAMMA1	X	-.081	4
43	MP ALPHA2	Y	-.032	4
44	MP ALPHA2	X	-.055	4
45	MP BETA2	Y	-.032	4
46	MP BETA2	X	-.055	4
47	MP GAMMA2	Y	-.052	4
48	MP GAMMA2	X	-.09	4

**Member Point Loads (BLC 6 : Wind Load (90))**

	Member Label	Direction	Magnitude[k.k-ft]	Location[ft,%]
1	MP ALPHA1	X	-.052	5.25
2	MP ALPHA1	X	-.052	2.75
3	MP BETA1	X	-.084	5.25
4	MP BETA1	X	-.084	2.75
5	MP GAMMA1	X	-.101	5.25
6	MP GAMMA1	X	-.101	2.75
7	MP ALPHA2	X	-.166	6.5
8	MP ALPHA2	X	-.166	1.5
9	MP BETA2	X	-.283	6.5
10	MP BETA2	X	-.283	1.5



Company : POD Group  
 Designer : YC  
 Job Number : 22-139020  
 Model Name : 302496

Sept 2, 2022  
 1:52 PM  
 Checked By: \_\_\_\_\_

**Member Point Loads (BLC 6 : Wind Load (90)) (Continued)**

	Member Label	Direction	Magnitude[k.k-ft]	Location[ft. %]
11	MP GAMMA2	X	-.345	6.5
12	MP GAMMA2	X	-.345	1.5
13	MP ALPHA3	X	-.054	4.625
14	MP ALPHA3	X	-.054	3.375
15	MP BETA3	X	-.09	4.625
16	MP BETA3	X	-.09	3.375
17	MP GAMMA3	X	-.108	4.625
18	MP GAMMA3	X	-.108	3.375
19	MP ALPHA1	X	-.072	4
20	MP BETA1	X	-.088	4
21	MP GAMMA1	X	-.088	4
22	MP ALPHA2	X	-.051	4
23	MP BETA2	X	-.091	4
24	MP GAMMA2	X	-.091	4

**Member Point Loads (BLC 7 : Wind Load (120))**

	Member Label	Direction	Magnitude[k.k-ft]	Location[ft. %]
1	MP ALPHA1	Y	.037	5.25
2	MP ALPHA1	Y	.037	2.75
3	MP ALPHA1	X	-.064	5.25
4	MP ALPHA1	X	-.064	2.75
5	MP BETA1	Y	.053	5.25
6	MP BETA1	Y	.053	2.75
7	MP BETA1	X	-.092	5.25
8	MP BETA1	X	-.092	2.75
9	MP GAMMA1	Y	.037	5.25
10	MP GAMMA1	Y	.037	2.75
11	MP GAMMA1	X	-.064	5.25
12	MP GAMMA1	X	-.064	2.75
13	MP ALPHA2	Y	.123	6.5
14	MP ALPHA2	Y	.123	1.5
15	MP ALPHA2	X	-.213	6.5
16	MP ALPHA2	X	-.213	1.5
17	MP BETA2	Y	.182	6.5
18	MP BETA2	Y	.182	1.5
19	MP BETA2	X	-.315	6.5
20	MP BETA2	X	-.315	1.5
21	MP GAMMA2	Y	.123	6.5
22	MP GAMMA2	Y	.123	1.5
23	MP GAMMA2	X	-.213	6.5
24	MP GAMMA2	X	-.213	1.5
25	MP ALPHA3	Y	.039	4.625
26	MP ALPHA3	Y	.039	3.375
27	MP ALPHA3	X	-.068	4.625
28	MP ALPHA3	X	-.068	3.375
29	MP BETA3	Y	.057	4.625
30	MP BETA3	Y	.057	3.375
31	MP BETA3	X	-.098	4.625
32	MP BETA3	X	-.098	3.375
33	MP GAMMA3	Y	.039	4.625
34	MP GAMMA3	Y	.039	3.375
35	MP GAMMA3	X	-.068	4.625
36	MP GAMMA3	X	-.068	3.375
37	MP ALPHA1	Y	.039	4
38	MP ALPHA1	X	-.067	4
39	MP BETA1	Y	.047	4



Company : POD Group  
 Designer : YC  
 Job Number : 22-139020  
 Model Name : 302496

Sept 2, 2022  
 1:52 PM  
 Checked By: \_\_\_\_\_

**Member Point Loads (BLC 7 : Wind Load (120)) (Continued)**

	Member Label	Direction	Magnitude[k,k-ft]	Location[ft,%]
40	MP BETA1	X	-.081	4
41	MP GAMMA1	Y	.039	4
42	MP GAMMA1	X	-.067	4
43	MP ALPHA2	Y	.032	4
44	MP ALPHA2	X	-.055	4
45	MP BETA2	Y	.052	4
46	MP BETA2	X	-.09	4
47	MP GAMMA2	Y	.032	4
48	MP GAMMA2	X	-.055	4

**Member Point Loads (BLC 8 : Wind Load (150))**

	Member Label	Direction	Magnitude[k,k-ft]	Location[ft,%]
1	MP ALPHA1	Y	.088	5.25
2	MP ALPHA1	Y	.088	2.75
3	MP ALPHA1	X	-.051	5.25
4	MP ALPHA1	X	-.051	2.75
5	MP BETA1	Y	.088	5.25
6	MP BETA1	Y	.088	2.75
7	MP BETA1	X	-.051	5.25
8	MP BETA1	X	-.051	2.75
9	MP GAMMA1	Y	.045	5.25
10	MP GAMMA1	Y	.045	2.75
11	MP GAMMA1	X	-.026	5.25
12	MP GAMMA1	X	-.026	2.75
13	MP ALPHA2	Y	.299	6.5
14	MP ALPHA2	Y	.299	1.5
15	MP ALPHA2	X	-.173	6.5
16	MP ALPHA2	X	-.173	1.5
17	MP BETA2	Y	.299	6.5
18	MP BETA2	Y	.299	1.5
19	MP BETA2	X	-.173	6.5
20	MP BETA2	X	-.173	1.5
21	MP GAMMA2	Y	.144	6.5
22	MP GAMMA2	Y	.144	1.5
23	MP GAMMA2	X	-.083	6.5
24	MP GAMMA2	X	-.083	1.5
25	MP ALPHA3	Y	.094	4.625
26	MP ALPHA3	Y	.094	3.375
27	MP ALPHA3	X	-.054	4.625
28	MP ALPHA3	X	-.054	3.375
29	MP BETA3	Y	.094	4.625
30	MP BETA3	Y	.094	3.375
31	MP BETA3	X	-.054	4.625
32	MP BETA3	X	-.054	3.375
33	MP GAMMA3	Y	.047	4.625
34	MP GAMMA3	Y	.047	3.375
35	MP GAMMA3	X	-.027	4.625
36	MP GAMMA3	X	-.027	3.375
37	MP ALPHA1	Y	.077	4
38	MP ALPHA1	X	-.044	4
39	MP BETA1	Y	.077	4
40	MP BETA1	X	-.044	4
41	MP GAMMA1	Y	.063	4
42	MP GAMMA1	X	-.036	4
43	MP ALPHA2	Y	.079	4
44	MP ALPHA2	X	-.045	4



**Member Point Loads (BLC 8 : Wind Load (150)) (Continued)**

	Member Label	Direction	Magnitude[k,k-ft]	Location[ft, %]
45	MP BETA2	Y	.079	4
46	MP BETA2	X	-.045	4
47	MP GAMMA2	Y	.044	4
48	MP GAMMA2	X	-.025	4

**Member Point Loads (BLC 9 : Wind Load (180))**

	Member Label	Direction	Magnitude[k,k-ft]	Location[ft, %]
1	MP ALPHA1	Y	.107	5.25
2	MP ALPHA1	Y	.107	2.75
3	MP BETA1	Y	.074	5.25
4	MP BETA1	Y	.074	2.75
5	MP GAMMA1	Y	.057	5.25
6	MP GAMMA1	Y	.057	2.75
7	MP ALPHA2	Y	.364	6.5
8	MP ALPHA2	Y	.364	1.5
9	MP BETA2	Y	.246	6.5
10	MP BETA2	Y	.246	1.5
11	MP GAMMA2	Y	.184	6.5
12	MP GAMMA2	Y	.184	1.5
13	MP ALPHA3	Y	.114	4.625
14	MP ALPHA3	Y	.114	3.375
15	MP BETA3	Y	.079	4.625
16	MP BETA3	Y	.079	3.375
17	MP GAMMA3	Y	.06	4.625
18	MP GAMMA3	Y	.06	3.375
19	MP ALPHA1	Y	.094	4
20	MP BETA1	Y	.078	4
21	MP GAMMA1	Y	.078	4
22	MP ALPHA2	Y	.104	4
23	MP BETA2	Y	.064	4
24	MP GAMMA2	Y	.064	4

**Member Point Loads (BLC 10 : Wind Load (210))**

	Member Label	Direction	Magnitude[k,k-ft]	Location[ft, %]
1	MP ALPHA1	Y	.073	5.25
2	MP ALPHA1	Y	.073	2.75
3	MP ALPHA1	X	.042	5.25
4	MP ALPHA1	X	.042	2.75
5	MP BETA1	Y	.045	5.25
6	MP BETA1	Y	.045	2.75
7	MP BETA1	X	.026	5.25
8	MP BETA1	X	.026	2.75
9	MP GAMMA1	Y	.073	5.25
10	MP GAMMA1	Y	.073	2.75
11	MP GAMMA1	X	.042	5.25
12	MP GAMMA1	X	.042	2.75
13	MP ALPHA2	Y	.245	6.5
14	MP ALPHA2	Y	.245	1.5
15	MP ALPHA2	X	.141	6.5
16	MP ALPHA2	X	.141	1.5
17	MP BETA2	Y	.144	6.5
18	MP BETA2	Y	.144	1.5
19	MP BETA2	X	.083	6.5
20	MP BETA2	X	.083	1.5
21	MP GAMMA2	Y	.245	6.5
22	MP GAMMA2	Y	.245	1.5



**Member Point Loads (BLC 10 : Wind Load (210)) (Continued)**

	Member Label	Direction	Magnitude[k.k-ft]	Location[ft. %]
23	MP GAMMA2	X	.141	6.5
24	MP GAMMA2	X	.141	1.5
25	MP ALPHA3	Y	.078	4.625
26	MP ALPHA3	Y	.078	3.375
27	MP ALPHA3	X	.045	4.625
28	MP ALPHA3	X	.045	3.375
29	MP BETA3	Y	.047	4.625
30	MP BETA3	Y	.047	3.375
31	MP BETA3	X	.027	4.625
32	MP BETA3	X	.027	3.375
33	MP GAMMA3	Y	.078	4.625
34	MP GAMMA3	Y	.078	3.375
35	MP GAMMA3	X	.045	4.625
36	MP GAMMA3	X	.045	3.375
37	MP ALPHA1	Y	.077	4
38	MP ALPHA1	X	.044	4
39	MP BETA1	Y	.063	4
40	MP BETA1	X	.036	4
41	MP GAMMA1	Y	.077	4
42	MP GAMMA1	X	.044	4
43	MP ALPHA2	Y	.079	4
44	MP ALPHA2	X	.045	4
45	MP BETA2	Y	.044	4
46	MP BETA2	X	.025	4
47	MP GAMMA2	Y	.079	4
48	MP GAMMA2	X	.045	4

**Member Point Loads (BLC 11 : Wind Load (240))**

	Member Label	Direction	Magnitude[k.k-ft]	Location[ft. %]
1	MP ALPHA1	Y	.028	5.25
2	MP ALPHA1	Y	.028	2.75
3	MP ALPHA1	X	.049	5.25
4	MP ALPHA1	X	.049	2.75
5	MP BETA1	Y	.028	5.25
6	MP BETA1	Y	.028	2.75
7	MP BETA1	X	.049	5.25
8	MP BETA1	X	.049	2.75
9	MP GAMMA1	Y	.053	5.25
10	MP GAMMA1	Y	.053	2.75
11	MP GAMMA1	X	.092	5.25
12	MP GAMMA1	X	.092	2.75
13	MP ALPHA2	Y	.092	6.5
14	MP ALPHA2	Y	.092	1.5
15	MP ALPHA2	X	.16	6.5
16	MP ALPHA2	X	.16	1.5
17	MP BETA2	Y	.092	6.5
18	MP BETA2	Y	.092	1.5
19	MP BETA2	X	.16	6.5
20	MP BETA2	X	.16	1.5
21	MP GAMMA2	Y	.182	6.5
22	MP GAMMA2	Y	.182	1.5
23	MP GAMMA2	X	.315	6.5
24	MP GAMMA2	X	.315	1.5
25	MP ALPHA3	Y	.03	4.625
26	MP ALPHA3	Y	.03	3.375
27	MP ALPHA3	X	.052	4.625





**Member Point Loads (BLC 11 : Wind Load (240)) (Continued)**

	Member Label	Direction	Magnitude[k.k-ft]	Location[ft,%]
28	MP ALPHA3	X	.052	3.375
29	MP BETA3	Y	.03	4.625
30	MP BETA3	Y	.03	3.375
31	MP BETA3	X	.052	4.625
32	MP BETA3	X	.052	3.375
33	MP GAMMA3	Y	.057	4.625
34	MP GAMMA3	Y	.057	3.375
35	MP GAMMA3	X	.098	4.625
36	MP GAMMA3	X	.098	3.375
37	MP ALPHA1	Y	.039	4
38	MP ALPHA1	X	.067	4
39	MP BETA1	Y	.039	4
40	MP BETA1	X	.067	4
41	MP GAMMA1	Y	.047	4
42	MP GAMMA1	X	.081	4
43	MP ALPHA2	Y	.032	4
44	MP ALPHA2	X	.055	4
45	MP BETA2	Y	.032	4
46	MP BETA2	X	.055	4
47	MP GAMMA2	Y	.052	4
48	MP GAMMA2	X	.09	4

**Member Point Loads (BLC 12 : Wind Load (270))**

	Member Label	Direction	Magnitude[k.k-ft]	Location[ft,%]
1	MP ALPHA1	X	.052	5.25
2	MP ALPHA1	X	.052	2.75
3	MP BETA1	X	.084	5.25
4	MP BETA1	X	.084	2.75
5	MP GAMMA1	X	.101	5.25
6	MP GAMMA1	X	.101	2.75
7	MP ALPHA2	X	.166	6.5
8	MP ALPHA2	X	.166	1.5
9	MP BETA2	X	.283	6.5
10	MP BETA2	X	.283	1.5
11	MP GAMMA2	X	.345	6.5
12	MP GAMMA2	X	.345	1.5
13	MP ALPHA3	X	.054	4.625
14	MP ALPHA3	X	.054	3.375
15	MP BETA3	X	.09	4.625
16	MP BETA3	X	.09	3.375
17	MP GAMMA3	X	.108	4.625
18	MP GAMMA3	X	.108	3.375
19	MP ALPHA1	X	.072	4
20	MP BETA1	X	.088	4
21	MP GAMMA1	X	.088	4
22	MP ALPHA2	X	.051	4
23	MP BETA2	X	.091	4
24	MP GAMMA2	X	.091	4

**Member Point Loads (BLC 13 : Wind Load (300))**

	Member Label	Direction	Magnitude[k.k-ft]	Location[ft,%]
1	MP ALPHA1	Y	-.037	5.25
2	MP ALPHA1	Y	-.037	2.75
3	MP ALPHA1	X	.064	5.25
4	MP ALPHA1	X	.064	2.75
5	MP BETA1	Y	-.053	5.25



**Member Point Loads (BLC 13 : Wind Load (300)) (Continued)**

	Member Label	Direction	Magnitude[k.k-ft]	Location[ft,%]
6	MP BETA1	Y	-.053	2.75
7	MP BETA1	X	.092	5.25
8	MP BETA1	X	.092	2.75
9	MP GAMMA1	Y	-.037	5.25
10	MP GAMMA1	Y	-.037	2.75
11	MP GAMMA1	X	.064	5.25
12	MP GAMMA1	X	.064	2.75
13	MP ALPHA2	Y	-.123	6.5
14	MP ALPHA2	Y	-.123	1.5
15	MP ALPHA2	X	.213	6.5
16	MP ALPHA2	X	.213	1.5
17	MP BETA2	Y	-.182	6.5
18	MP BETA2	Y	-.182	1.5
19	MP BETA2	X	.315	6.5
20	MP BETA2	X	.315	1.5
21	MP GAMMA2	Y	-.123	6.5
22	MP GAMMA2	Y	-.123	1.5
23	MP GAMMA2	X	.213	6.5
24	MP GAMMA2	X	.213	1.5
25	MP ALPHA3	Y	-.039	4.625
26	MP ALPHA3	Y	-.039	3.375
27	MP ALPHA3	X	.068	4.625
28	MP ALPHA3	X	.068	3.375
29	MP BETA3	Y	-.057	4.625
30	MP BETA3	Y	-.057	3.375
31	MP BETA3	X	.098	4.625
32	MP BETA3	X	.098	3.375
33	MP GAMMA3	Y	-.039	4.625
34	MP GAMMA3	Y	-.039	3.375
35	MP GAMMA3	X	.068	4.625
36	MP GAMMA3	X	.068	3.375
37	MP ALPHA1	Y	-.039	4
38	MP ALPHA1	X	.067	4
39	MP BETA1	Y	-.047	4
40	MP BETA1	X	.081	4
41	MP GAMMA1	Y	-.039	4
42	MP GAMMA1	X	.067	4
43	MP ALPHA2	Y	-.032	4
44	MP ALPHA2	X	.055	4
45	MP BETA2	Y	-.052	4
46	MP BETA2	X	.09	4
47	MP GAMMA2	Y	-.032	4
48	MP GAMMA2	X	.055	4

**Member Point Loads (BLC 14 : Wind Load (330))**

	Member Label	Direction	Magnitude[k.k-ft]	Location[ft,%]
1	MP ALPHA1	Y	-.088	5.25
2	MP ALPHA1	Y	-.088	2.75
3	MP ALPHA1	X	.051	5.25
4	MP ALPHA1	X	.051	2.75
5	MP BETA1	Y	-.088	5.25
6	MP BETA1	Y	-.088	2.75
7	MP BETA1	X	.051	5.25
8	MP BETA1	X	.051	2.75
9	MP GAMMA1	Y	-.045	5.25
10	MP GAMMA1	Y	-.045	2.75



Company : POD Group  
 Designer : YC  
 Job Number : 22-139020  
 Model Name : 302496

Sept 2, 2022  
 1:52 PM  
 Checked By: \_\_\_\_\_

**Member Point Loads (BLC 14 : Wind Load (330)) (Continued)**

	Member Label	Direction	Magnitude[k.k-ft]	Location[ft,%]
11	MP GAMMA1	X	.026	5.25
12	MP GAMMA1	X	.026	2.75
13	MP ALPHA2	Y	-.299	6.5
14	MP ALPHA2	Y	-.299	1.5
15	MP ALPHA2	X	.173	6.5
16	MP ALPHA2	X	.173	1.5
17	MP BETA2	Y	-.299	6.5
18	MP BETA2	Y	-.299	1.5
19	MP BETA2	X	.173	6.5
20	MP BETA2	X	.173	1.5
21	MP GAMMA2	Y	-.144	6.5
22	MP GAMMA2	Y	-.144	1.5
23	MP GAMMA2	X	.083	6.5
24	MP GAMMA2	X	.083	1.5
25	MP ALPHA3	Y	-.094	4.625
26	MP ALPHA3	Y	-.094	3.375
27	MP ALPHA3	X	.054	4.625
28	MP ALPHA3	X	.054	3.375
29	MP BETA3	Y	-.094	4.625
30	MP BETA3	Y	-.094	3.375
31	MP BETA3	X	.054	4.625
32	MP BETA3	X	.054	3.375
33	MP GAMMA3	Y	-.047	4.625
34	MP GAMMA3	Y	-.047	3.375
35	MP GAMMA3	X	.027	4.625
36	MP GAMMA3	X	.027	3.375
37	MP ALPHA1	Y	-.077	4
38	MP ALPHA1	X	.044	4
39	MP BETA1	Y	-.077	4
40	MP BETA1	X	.044	4
41	MP GAMMA1	Y	-.063	4
42	MP GAMMA1	X	.036	4
43	MP ALPHA2	Y	-.079	4
44	MP ALPHA2	X	.045	4
45	MP BETA2	Y	-.079	4
46	MP BETA2	X	.045	4
47	MP GAMMA2	Y	-.044	4
48	MP GAMMA2	X	.025	4

**Member Point Loads (BLC 15 : Maintenance (0))**

	Member Label	Direction	Magnitude[k.k-ft]	Location[ft,%]
1	MP ALPHA1	Y	-.006	5.25
2	MP ALPHA1	Y	-.006	2.75
3	MP BETA1	Y	-.004	5.25
4	MP BETA1	Y	-.004	2.75
5	MP GAMMA1	Y	-.003	5.25
6	MP GAMMA1	Y	-.003	2.75
7	MP ALPHA2	Y	-.022	6.5
8	MP ALPHA2	Y	-.022	1.5
9	MP BETA2	Y	-.015	6.5
10	MP BETA2	Y	-.015	1.5
11	MP GAMMA2	Y	-.011	6.5
12	MP GAMMA2	Y	-.011	1.5
13	MP ALPHA3	Y	-.007	4.625
14	MP ALPHA3	Y	-.007	3.375
15	MP BETA3	Y	-.005	4.625



**Member Point Loads (BLC 15 : Maintenance (0)) (Continued)**

	Member Label	Direction	Magnitude[k.k-ft]	Location[ft,%]
16	MP BETA3	Y	-0.05	3.375
17	MP GAMMA3	Y	-0.04	4.625
18	MP GAMMA3	Y	-0.04	3.375
19	MP ALPHA1	Y	-0.06	4
20	MP BETA1	Y	-0.05	4
21	MP GAMMA1	Y	-0.05	4
22	MP ALPHA2	Y	-0.06	4
23	MP BETA2	Y	-0.04	4
24	MP GAMMA2	Y	-0.04	4

**Member Point Loads (BLC 16 : Maintenance (30))**

	Member Label	Direction	Magnitude[k.k-ft]	Location[ft,%]
1	MP ALPHA1	Y	-0.04	5.25
2	MP ALPHA1	Y	-0.04	2.75
3	MP ALPHA1	X	-0.03	5.25
4	MP ALPHA1	X	-0.03	2.75
5	MP BETA1	Y	-0.03	5.25
6	MP BETA1	Y	-0.03	2.75
7	MP BETA1	X	-0.02	5.25
8	MP BETA1	X	-0.02	2.75
9	MP GAMMA1	Y	-0.04	5.25
10	MP GAMMA1	Y	-0.04	2.75
11	MP GAMMA1	X	-0.03	5.25
12	MP GAMMA1	X	-0.03	2.75
13	MP ALPHA2	Y	-0.15	6.5
14	MP ALPHA2	Y	-0.15	1.5
15	MP ALPHA2	X	-0.09	6.5
16	MP ALPHA2	X	-0.09	1.5
17	MP BETA2	Y	-0.09	6.5
18	MP BETA2	Y	-0.09	1.5
19	MP BETA2	X	-0.05	6.5
20	MP BETA2	X	-0.05	1.5
21	MP GAMMA2	Y	-0.15	6.5
22	MP GAMMA2	Y	-0.15	1.5
23	MP GAMMA2	X	-0.09	6.5
24	MP GAMMA2	X	-0.09	1.5
25	MP ALPHA3	Y	-0.05	4.625
26	MP ALPHA3	Y	-0.05	3.375
27	MP ALPHA3	X	-0.03	4.625
28	MP ALPHA3	X	-0.03	3.375
29	MP BETA3	Y	-0.03	4.625
30	MP BETA3	Y	-0.03	3.375
31	MP BETA3	X	-0.02	4.625
32	MP BETA3	X	-0.02	3.375
33	MP GAMMA3	Y	-0.05	4.625
34	MP GAMMA3	Y	-0.05	3.375
35	MP GAMMA3	X	-0.03	4.625
36	MP GAMMA3	X	-0.03	3.375
37	MP ALPHA1	Y	-0.05	4
38	MP ALPHA1	X	-0.03	4
39	MP BETA1	Y	-0.04	4
40	MP BETA1	X	-0.02	4
41	MP GAMMA1	Y	-0.05	4
42	MP GAMMA1	X	-0.03	4
43	MP ALPHA2	Y	-0.05	4
44	MP ALPHA2	X	-0.03	4



Company : POD Group  
 Designer : YC  
 Job Number : 22-139020  
 Model Name : 302496

Sept 2, 2022  
 1:52 PM  
 Checked By: \_\_\_\_\_

**Member Point Loads (BLC 16 : Maintenance (30)) (Continued)**

	Member Label	Direction	Magnitude[k.k-ft]	Location[ft,%]
45	MP BETA2	Y	-0.003	4
46	MP BETA2	X	-0.002	4
47	MP GAMMA2	Y	-0.005	4
48	MP GAMMA2	X	-0.003	4

**Member Point Loads (BLC 17 : Maintenance (60))**

	Member Label	Direction	Magnitude[k.k-ft]	Location[ft,%]
1	MP ALPHA1	Y	-0.002	5.25
2	MP ALPHA1	Y	-0.002	2.75
3	MP ALPHA1	X	-0.003	5.25
4	MP ALPHA1	X	-0.003	2.75
5	MP BETA1	Y	-0.002	5.25
6	MP BETA1	Y	-0.002	2.75
7	MP BETA1	X	-0.003	5.25
8	MP BETA1	X	-0.003	2.75
9	MP GAMMA1	Y	-0.003	5.25
10	MP GAMMA1	Y	-0.003	2.75
11	MP GAMMA1	X	-0.006	5.25
12	MP GAMMA1	X	-0.006	2.75
13	MP ALPHA2	Y	-0.006	6.5
14	MP ALPHA2	Y	-0.006	1.5
15	MP ALPHA2	X	-0.01	6.5
16	MP ALPHA2	X	-0.01	1.5
17	MP BETA2	Y	-0.006	6.5
18	MP BETA2	Y	-0.006	1.5
19	MP BETA2	X	-0.01	6.5
20	MP BETA2	X	-0.01	1.5
21	MP GAMMA2	Y	-0.011	6.5
22	MP GAMMA2	Y	-0.011	1.5
23	MP GAMMA2	X	-0.019	6.5
24	MP GAMMA2	X	-0.019	1.5
25	MP ALPHA3	Y	-0.002	4.625
26	MP ALPHA3	Y	-0.002	3.375
27	MP ALPHA3	X	-0.003	4.625
28	MP ALPHA3	X	-0.003	3.375
29	MP BETA3	Y	-0.002	4.625
30	MP BETA3	Y	-0.002	3.375
31	MP BETA3	X	-0.003	4.625
32	MP BETA3	X	-0.003	3.375
33	MP GAMMA3	Y	-0.003	4.625
34	MP GAMMA3	Y	-0.003	3.375
35	MP GAMMA3	X	-0.006	4.625
36	MP GAMMA3	X	-0.006	3.375
37	MP ALPHA1	Y	-0.002	4
38	MP ALPHA1	X	-0.004	4
39	MP BETA1	Y	-0.002	4
40	MP BETA1	X	-0.004	4
41	MP GAMMA1	Y	-0.003	4
42	MP GAMMA1	X	-0.005	4
43	MP ALPHA2	Y	-0.002	4
44	MP ALPHA2	X	-0.003	4
45	MP BETA2	Y	-0.002	4
46	MP BETA2	X	-0.003	4
47	MP GAMMA2	Y	-0.003	4
48	MP GAMMA2	X	-0.005	4



Company : POD Group  
 Designer : YC  
 Job Number : 22-139020  
 Model Name : 302496

Sept 2, 2022  
 1:52 PM  
 Checked By: \_\_\_\_\_

**Member Point Loads (BLC 18 : Maintenance (90))**

	Member Label	Direction	Magnitude[k.k-ft]	Location[ft. %]
1	MP ALPHA1	X	-.003	5.25
2	MP ALPHA1	X	-.003	2.75
3	MP BETA1	X	-.005	5.25
4	MP BETA1	X	-.005	2.75
5	MP GAMMA1	X	-.006	5.25
6	MP GAMMA1	X	-.006	2.75
7	MP ALPHA2	X	-.01	6.5
8	MP ALPHA2	X	-.01	1.5
9	MP BETA2	X	-.017	6.5
10	MP BETA2	X	-.017	1.5
11	MP GAMMA2	X	-.021	6.5
12	MP GAMMA2	X	-.021	1.5
13	MP ALPHA3	X	-.003	4.625
14	MP ALPHA3	X	-.003	3.375
15	MP BETA3	X	-.005	4.625
16	MP BETA3	X	-.005	3.375
17	MP GAMMA3	X	-.007	4.625
18	MP GAMMA3	X	-.007	3.375
19	MP ALPHA1	X	-.004	4
20	MP BETA1	X	-.005	4
21	MP GAMMA1	X	-.005	4
22	MP ALPHA2	X	-.003	4
23	MP BETA2	X	-.005	4
24	MP GAMMA2	X	-.005	4

**Member Point Loads (BLC 19 : Maintenance (120))**

	Member Label	Direction	Magnitude[k.k-ft]	Location[ft. %]
1	MP ALPHA1	Y	.002	5.25
2	MP ALPHA1	Y	.002	2.75
3	MP ALPHA1	X	-.004	5.25
4	MP ALPHA1	X	-.004	2.75
5	MP BETA1	Y	.003	5.25
6	MP BETA1	Y	.003	2.75
7	MP BETA1	X	-.006	5.25
8	MP BETA1	X	-.006	2.75
9	MP GAMMA1	Y	.002	5.25
10	MP GAMMA1	Y	.002	2.75
11	MP GAMMA1	X	-.004	5.25
12	MP GAMMA1	X	-.004	2.75
13	MP ALPHA2	Y	.007	6.5
14	MP ALPHA2	Y	.007	1.5
15	MP ALPHA2	X	-.013	6.5
16	MP ALPHA2	X	-.013	1.5
17	MP BETA2	Y	.011	6.5
18	MP BETA2	Y	.011	1.5
19	MP BETA2	X	-.019	6.5
20	MP BETA2	X	-.019	1.5
21	MP GAMMA2	Y	.007	6.5
22	MP GAMMA2	Y	.007	1.5
23	MP GAMMA2	X	-.013	6.5
24	MP GAMMA2	X	-.013	1.5
25	MP ALPHA3	Y	.002	4.625
26	MP ALPHA3	Y	.002	3.375
27	MP ALPHA3	X	-.004	4.625
28	MP ALPHA3	X	-.004	3.375
29	MP BETA3	Y	.003	4.625



Company : POD Group  
 Designer : YC  
 Job Number : 22-139020  
 Model Name : 302496

Sept 2, 2022  
 1:52 PM  
 Checked By: \_\_\_\_\_

**Member Point Loads (BLC 19 : Maintenance (120)) (Continued)**

	Member Label	Direction	Magnitude[k,k-ft]	Location[ft,%]
30	MP BETA3	Y	.003	3.375
31	MP BETA3	X	-.006	4.625
32	MP BETA3	X	-.006	3.375
33	MP GAMMA3	Y	.002	4.625
34	MP GAMMA3	Y	.002	3.375
35	MP GAMMA3	X	-.004	4.625
36	MP GAMMA3	X	-.004	3.375
37	MP ALPHA1	Y	.002	4
38	MP ALPHA1	X	-.004	4
39	MP BETA1	Y	.003	4
40	MP BETA1	X	-.005	4
41	MP GAMMA1	Y	.002	4
42	MP GAMMA1	X	-.004	4
43	MP ALPHA2	Y	.002	4
44	MP ALPHA2	X	-.003	4
45	MP BETA2	Y	.003	4
46	MP BETA2	X	-.005	4
47	MP GAMMA2	Y	.002	4
48	MP GAMMA2	X	-.003	4

**Member Point Loads (BLC 20 : Maintenance (150))**

	Member Label	Direction	Magnitude[k,k-ft]	Location[ft,%]
1	MP ALPHA1	Y	.005	5.25
2	MP ALPHA1	Y	.005	2.75
3	MP ALPHA1	X	-.003	5.25
4	MP ALPHA1	X	-.003	2.75
5	MP BETA1	Y	.005	5.25
6	MP BETA1	Y	.005	2.75
7	MP BETA1	X	-.003	5.25
8	MP BETA1	X	-.003	2.75
9	MP GAMMA1	Y	.003	5.25
10	MP GAMMA1	Y	.003	2.75
11	MP GAMMA1	X	-.002	5.25
12	MP GAMMA1	X	-.002	2.75
13	MP ALPHA2	Y	.018	6.5
14	MP ALPHA2	Y	.018	1.5
15	MP ALPHA2	X	-.01	6.5
16	MP ALPHA2	X	-.01	1.5
17	MP BETA2	Y	.018	6.5
18	MP BETA2	Y	.018	1.5
19	MP BETA2	X	-.01	6.5
20	MP BETA2	X	-.01	1.5
21	MP GAMMA2	Y	.009	6.5
22	MP GAMMA2	Y	.009	1.5
23	MP GAMMA2	X	-.005	6.5
24	MP GAMMA2	X	-.005	1.5
25	MP ALPHA3	Y	.006	4.625
26	MP ALPHA3	Y	.006	3.375
27	MP ALPHA3	X	-.003	4.625
28	MP ALPHA3	X	-.003	3.375
29	MP BETA3	Y	.006	4.625
30	MP BETA3	Y	.006	3.375
31	MP BETA3	X	-.003	4.625
32	MP BETA3	X	-.003	3.375
33	MP GAMMA3	Y	.003	4.625
34	MP GAMMA3	Y	.003	3.375



**Member Point Loads (BLC 20 : Maintenance (150)) (Continued)**

	Member Label	Direction	Magnitude[k,k-ft]	Location[ft, %]
35	MP GAMMA3	X	-.002	4.625
36	MP GAMMA3	X	-.002	3.375
37	MP ALPHA1	Y	.005	4
38	MP ALPHA1	X	-.003	4
39	MP BETA1	Y	.005	4
40	MP BETA1	X	-.003	4
41	MP GAMMA1	Y	.004	4
42	MP GAMMA1	X	-.002	4
43	MP ALPHA2	Y	.005	4
44	MP ALPHA2	X	-.003	4
45	MP BETA2	Y	.005	4
46	MP BETA2	X	-.003	4
47	MP GAMMA2	Y	.003	4
48	MP GAMMA2	X	-.002	4

**Member Point Loads (BLC 21 : Maintenance (180))**

	Member Label	Direction	Magnitude[k,k-ft]	Location[ft, %]
1	MP ALPHA1	Y	.006	5.25
2	MP ALPHA1	Y	.006	2.75
3	MP BETA1	Y	.004	5.25
4	MP BETA1	Y	.004	2.75
5	MP GAMMA1	Y	.003	5.25
6	MP GAMMA1	Y	.003	2.75
7	MP ALPHA2	Y	.022	6.5
8	MP ALPHA2	Y	.022	1.5
9	MP BETA2	Y	.015	6.5
10	MP BETA2	Y	.015	1.5
11	MP GAMMA2	Y	.011	6.5
12	MP GAMMA2	Y	.011	1.5
13	MP ALPHA3	Y	.007	4.625
14	MP ALPHA3	Y	.007	3.375
15	MP BETA3	Y	.005	4.625
16	MP BETA3	Y	.005	3.375
17	MP GAMMA3	Y	.004	4.625
18	MP GAMMA3	Y	.004	3.375
19	MP ALPHA1	Y	.006	4
20	MP BETA1	Y	.005	4
21	MP GAMMA1	Y	.005	4
22	MP ALPHA2	Y	.006	4
23	MP BETA2	Y	.004	4
24	MP GAMMA2	Y	.004	4

**Member Point Loads (BLC 22 : Maintenance (210))**

	Member Label	Direction	Magnitude[k,k-ft]	Location[ft, %]
1	MP ALPHA1	Y	.004	5.25
2	MP ALPHA1	Y	.004	2.75
3	MP ALPHA1	X	.003	5.25
4	MP ALPHA1	X	.003	2.75
5	MP BETA1	Y	.003	5.25
6	MP BETA1	Y	.003	2.75
7	MP BETA1	X	.002	5.25
8	MP BETA1	X	.002	2.75
9	MP GAMMA1	Y	.004	5.25
10	MP GAMMA1	Y	.004	2.75
11	MP GAMMA1	X	.003	5.25
12	MP GAMMA1	X	.003	2.75





Company : POD Group  
 Designer : YC  
 Job Number : 22-139020  
 Model Name : 302496

Sept 2, 2022  
 1:52 PM  
 Checked By: \_\_\_\_\_

**Member Point Loads (BLC 22 : Maintenance (210)) (Continued)**

	Member Label	Direction	Magnitude[k.k-ft]	Location[ft. %]
13	MP ALPHA2	Y	.015	6.5
14	MP ALPHA2	Y	.015	1.5
15	MP ALPHA2	X	.009	6.5
16	MP ALPHA2	X	.009	1.5
17	MP BETA2	Y	.009	6.5
18	MP BETA2	Y	.009	1.5
19	MP BETA2	X	.005	6.5
20	MP BETA2	X	.005	1.5
21	MP GAMMA2	Y	.015	6.5
22	MP GAMMA2	Y	.015	1.5
23	MP GAMMA2	X	.009	6.5
24	MP GAMMA2	X	.009	1.5
25	MP ALPHA3	Y	.005	4.625
26	MP ALPHA3	Y	.005	3.375
27	MP ALPHA3	X	.003	4.625
28	MP ALPHA3	X	.003	3.375
29	MP BETA3	Y	.003	4.625
30	MP BETA3	Y	.003	3.375
31	MP BETA3	X	.002	4.625
32	MP BETA3	X	.002	3.375
33	MP GAMMA3	Y	.005	4.625
34	MP GAMMA3	Y	.005	3.375
35	MP GAMMA3	X	.003	4.625
36	MP GAMMA3	X	.003	3.375
37	MP ALPHA1	Y	.005	4
38	MP ALPHA1	X	.003	4
39	MP BETA1	Y	.004	4
40	MP BETA1	X	.002	4
41	MP GAMMA1	Y	.005	4
42	MP GAMMA1	X	.003	4
43	MP ALPHA2	Y	.005	4
44	MP ALPHA2	X	.003	4
45	MP BETA2	Y	.003	4
46	MP BETA2	X	.002	4
47	MP GAMMA2	Y	.005	4
48	MP GAMMA2	X	.003	4

**Member Point Loads (BLC 23 : Maintenance (240))**

	Member Label	Direction	Magnitude[k.k-ft]	Location[ft. %]
1	MP ALPHA1	Y	.002	5.25
2	MP ALPHA1	Y	.002	2.75
3	MP ALPHA1	X	.003	5.25
4	MP ALPHA1	X	.003	2.75
5	MP BETA1	Y	.002	5.25
6	MP BETA1	Y	.002	2.75
7	MP BETA1	X	.003	5.25
8	MP BETA1	X	.003	2.75
9	MP GAMMA1	Y	.003	5.25
10	MP GAMMA1	Y	.003	2.75
11	MP GAMMA1	X	.006	5.25
12	MP GAMMA1	X	.006	2.75
13	MP ALPHA2	Y	.006	6.5
14	MP ALPHA2	Y	.006	1.5
15	MP ALPHA2	X	.01	6.5
16	MP ALPHA2	X	.01	1.5
17	MP BETA2	Y	.006	6.5



**Member Point Loads (BLC 23 : Maintenance (240)) (Continued)**

	Member Label	Direction	Magnitude[k,k-ft]	Location[ft,%]
18	MP BETA2	Y	.006	1.5
19	MP BETA2	X	.01	6.5
20	MP BETA2	X	.01	1.5
21	MP GAMMA2	Y	.011	6.5
22	MP GAMMA2	Y	.011	1.5
23	MP GAMMA2	X	.019	6.5
24	MP GAMMA2	X	.019	1.5
25	MP ALPHA3	Y	.002	4.625
26	MP ALPHA3	Y	.002	3.375
27	MP ALPHA3	X	.003	4.625
28	MP ALPHA3	X	.003	3.375
29	MP BETA3	Y	.002	4.625
30	MP BETA3	Y	.002	3.375
31	MP BETA3	X	.003	4.625
32	MP BETA3	X	.003	3.375
33	MP GAMMA3	Y	.003	4.625
34	MP GAMMA3	Y	.003	3.375
35	MP GAMMA3	X	.006	4.625
36	MP GAMMA3	X	.006	3.375
37	MP ALPHA1	Y	.002	4
38	MP ALPHA1	X	.004	4
39	MP BETA1	Y	.002	4
40	MP BETA1	X	.004	4
41	MP GAMMA1	Y	.003	4
42	MP GAMMA1	X	.005	4
43	MP ALPHA2	Y	.002	4
44	MP ALPHA2	X	.003	4
45	MP BETA2	Y	.002	4
46	MP BETA2	X	.003	4
47	MP GAMMA2	Y	.003	4
48	MP GAMMA2	X	.005	4

**Member Point Loads (BLC 24 : Maintenance (270))**

	Member Label	Direction	Magnitude[k,k-ft]	Location[ft,%]
1	MP ALPHA1	X	.003	5.25
2	MP ALPHA1	X	.003	2.75
3	MP BETA1	X	.005	5.25
4	MP BETA1	X	.005	2.75
5	MP GAMMA1	X	.006	5.25
6	MP GAMMA1	X	.006	2.75
7	MP ALPHA2	X	.01	6.5
8	MP ALPHA2	X	.01	1.5
9	MP BETA2	X	.017	6.5
10	MP BETA2	X	.017	1.5
11	MP GAMMA2	X	.021	6.5
12	MP GAMMA2	X	.021	1.5
13	MP ALPHA3	X	.003	4.625
14	MP ALPHA3	X	.003	3.375
15	MP BETA3	X	.005	4.625
16	MP BETA3	X	.005	3.375
17	MP GAMMA3	X	.007	4.625
18	MP GAMMA3	X	.007	3.375
19	MP ALPHA1	X	.004	4
20	MP BETA1	X	.005	4
21	MP GAMMA1	X	.005	4
22	MP ALPHA2	X	.003	4



**Member Point Loads (BLC 24 : Maintenance (270)) (Continued)**

	Member Label	Direction	Magnitude[k,k-ft]	Location[ft,%]
23	MP BETA2	X	.005	4
24	MP GAMMA2	X	.005	4

**Member Point Loads (BLC 25 : Maintenance (300))**

	Member Label	Direction	Magnitude[k,k-ft]	Location[ft,%]
1	MP ALPHA1	Y	-.002	5.25
2	MP ALPHA1	Y	-.002	2.75
3	MP ALPHA1	X	.004	5.25
4	MP ALPHA1	X	.004	2.75
5	MP BETA1	Y	-.003	5.25
6	MP BETA1	Y	-.003	2.75
7	MP BETA1	X	.006	5.25
8	MP BETA1	X	.006	2.75
9	MP GAMMA1	Y	-.002	5.25
10	MP GAMMA1	Y	-.002	2.75
11	MP GAMMA1	X	.004	5.25
12	MP GAMMA1	X	.004	2.75
13	MP ALPHA2	Y	-.007	6.5
14	MP ALPHA2	Y	-.007	1.5
15	MP ALPHA2	X	.013	6.5
16	MP ALPHA2	X	.013	1.5
17	MP BETA2	Y	-.011	6.5
18	MP BETA2	Y	-.011	1.5
19	MP BETA2	X	.019	6.5
20	MP BETA2	X	.019	1.5
21	MP GAMMA2	Y	-.007	6.5
22	MP GAMMA2	Y	-.007	1.5
23	MP GAMMA2	X	.013	6.5
24	MP GAMMA2	X	.013	1.5
25	MP ALPHA3	Y	-.002	4.625
26	MP ALPHA3	Y	-.002	3.375
27	MP ALPHA3	X	.004	4.625
28	MP ALPHA3	X	.004	3.375
29	MP BETA3	Y	-.003	4.625
30	MP BETA3	Y	-.003	3.375
31	MP BETA3	X	.006	4.625
32	MP BETA3	X	.006	3.375
33	MP GAMMA3	Y	-.002	4.625
34	MP GAMMA3	Y	-.002	3.375
35	MP GAMMA3	X	.004	4.625
36	MP GAMMA3	X	.004	3.375
37	MP ALPHA1	Y	-.002	4
38	MP ALPHA1	X	.004	4
39	MP BETA1	Y	-.003	4
40	MP BETA1	X	.005	4
41	MP GAMMA1	Y	-.002	4
42	MP GAMMA1	X	.004	4
43	MP ALPHA2	Y	-.002	4
44	MP ALPHA2	X	.003	4
45	MP BETA2	Y	-.003	4
46	MP BETA2	X	.005	4
47	MP GAMMA2	Y	-.002	4
48	MP GAMMA2	X	.003	4

**Member Point Loads (BLC 26 : Maintenance (330))**

	Member Label	Direction	Magnitude[k,k-ft]	Location[ft,%]
--	--------------	-----------	-------------------	----------------



Company : POD Group  
 Designer : YC  
 Job Number : 22-139020  
 Model Name : 302496

Sept 2, 2022  
 1:52 PM  
 Checked By: \_\_\_\_\_

**Member Point Loads (BLC 26 : Maintenance (330)) (Continued)**

	Member Label	Direction	Magnitude[k.k-ft]	Location[ft,%]
1	MP ALPHA1	Y	-0.05	5.25
2	MP ALPHA1	Y	-0.05	2.75
3	MP ALPHA1	X	.003	5.25
4	MP ALPHA1	X	.003	2.75
5	MP BETA1	Y	-0.05	5.25
6	MP BETA1	Y	-0.05	2.75
7	MP BETA1	X	.003	5.25
8	MP BETA1	X	.003	2.75
9	MP GAMMA1	Y	-0.03	5.25
10	MP GAMMA1	Y	-0.03	2.75
11	MP GAMMA1	X	.002	5.25
12	MP GAMMA1	X	.002	2.75
13	MP ALPHA2	Y	-0.18	6.5
14	MP ALPHA2	Y	-0.18	1.5
15	MP ALPHA2	X	.01	6.5
16	MP ALPHA2	X	.01	1.5
17	MP BETA2	Y	-0.18	6.5
18	MP BETA2	Y	-0.18	1.5
19	MP BETA2	X	.01	6.5
20	MP BETA2	X	.01	1.5
21	MP GAMMA2	Y	-0.09	6.5
22	MP GAMMA2	Y	-0.09	1.5
23	MP GAMMA2	X	.005	6.5
24	MP GAMMA2	X	.005	1.5
25	MP ALPHA3	Y	-0.06	4.625
26	MP ALPHA3	Y	-0.06	3.375
27	MP ALPHA3	X	.003	4.625
28	MP ALPHA3	X	.003	3.375
29	MP BETA3	Y	-0.06	4.625
30	MP BETA3	Y	-0.06	3.375
31	MP BETA3	X	.003	4.625
32	MP BETA3	X	.003	3.375
33	MP GAMMA3	Y	-0.03	4.625
34	MP GAMMA3	Y	-0.03	3.375
35	MP GAMMA3	X	.002	4.625
36	MP GAMMA3	X	.002	3.375
37	MP ALPHA1	Y	-0.05	4
38	MP ALPHA1	X	.003	4
39	MP BETA1	Y	-0.05	4
40	MP BETA1	X	.003	4
41	MP GAMMA1	Y	-0.04	4
42	MP GAMMA1	X	.002	4
43	MP ALPHA2	Y	-0.05	4
44	MP ALPHA2	X	.003	4
45	MP BETA2	Y	-0.05	4
46	MP BETA2	X	.003	4
47	MP GAMMA2	Y	-0.03	4
48	MP GAMMA2	X	.002	4

**Member Point Loads (BLC 27 : Ice Dead Load)**

	Member Label	Direction	Magnitude[k.k-ft]	Location[ft,%]
1	MP ALPHA1	Z	-0.044	5.25
2	MP ALPHA1	Z	-0.044	2.75
3	MP BETA1	Z	-0.044	5.25
4	MP BETA1	Z	-0.044	2.75
5	MP GAMMA1	Z	-0.044	5.25



**Member Point Loads (BLC 27 : Ice Dead Load) (Continued)**

	Member Label	Direction	Magnitude[k,k-ft]	Location[ft,%]
6	MP GAMMA1	Z	-.044	2.75
7	MP ALPHA2	Z	-.138	6.5
8	MP ALPHA2	Z	-.138	1.5
9	MP BETA2	Z	-.138	6.5
10	MP BETA2	Z	-.138	1.5
11	MP GAMMA2	Z	-.138	6.5
12	MP GAMMA2	Z	-.138	1.5
13	MP ALPHA3	Z	-.055	4.625
14	MP ALPHA3	Z	-.055	3.375
15	MP BETA3	Z	-.055	4.625
16	MP BETA3	Z	-.055	3.375
17	MP GAMMA3	Z	-.055	4.625
18	MP GAMMA3	Z	-.055	3.375
19	MP ALPHA1	Z	-.065	4
20	MP BETA1	Z	-.065	4
21	MP GAMMA1	Z	-.065	4
22	MP ALPHA2	Z	-.056	4
23	MP BETA2	Z	-.056	4
24	MP GAMMA2	Z	-.056	4

**Member Point Loads (BLC 28 : Ice Wind Load (0))**

	Member Label	Direction	Magnitude[k,k-ft]	Location[ft,%]
1	MP ALPHA1	Y	-.022	5.25
2	MP ALPHA1	Y	-.022	2.75
3	MP BETA1	Y	-.018	5.25
4	MP BETA1	Y	-.018	2.75
5	MP GAMMA1	Y	-.012	5.25
6	MP GAMMA1	Y	-.012	2.75
7	MP ALPHA2	Y	-.067	6.5
8	MP ALPHA2	Y	-.067	1.5
9	MP BETA2	Y	-.054	6.5
10	MP BETA2	Y	-.054	1.5
11	MP GAMMA2	Y	-.033	6.5
12	MP GAMMA2	Y	-.033	1.5
13	MP ALPHA3	Y	-.022	4.625
14	MP ALPHA3	Y	-.022	3.375
15	MP BETA3	Y	-.018	4.625
16	MP BETA3	Y	-.018	3.375
17	MP GAMMA3	Y	-.011	4.625
18	MP GAMMA3	Y	-.011	3.375
19	MP ALPHA1	Y	-.02	4
20	MP BETA1	Y	-.017	4
21	MP GAMMA1	Y	-.017	4
22	MP ALPHA2	Y	-.022	4
23	MP BETA2	Y	-.015	4
24	MP GAMMA2	Y	-.015	4

**Member Point Loads (BLC 29 : Ice Wind Load (30))**

	Member Label	Direction	Magnitude[k,k-ft]	Location[ft,%]
1	MP ALPHA1	Y	-.014	5.25
2	MP ALPHA1	Y	-.014	2.75
3	MP ALPHA1	X	-.008	5.25
4	MP ALPHA1	X	-.008	2.75
5	MP BETA1	Y	-.011	5.25
6	MP BETA1	Y	-.011	2.75
7	MP BETA1	X	-.006	5.25



Company : POD Group  
 Designer : YC  
 Job Number : 22-139020  
 Model Name : 302496

Sept 2, 2022  
 1:52 PM  
 Checked By: \_\_\_\_\_

**Member Point Loads (BLC 29 : Ice Wind Load (30)) (Continued)**

	Member Label	Direction	Magnitude[k.k-ft]	Location[ft,%]
8	MP BETA1	X	-0.06	2.75
9	MP GAMMA1	Y	-0.14	5.25
10	MP GAMMA1	Y	-0.14	2.75
11	MP GAMMA1	X	-0.08	5.25
12	MP GAMMA1	X	-0.08	2.75
13	MP ALPHA2	Y	-0.42	6.5
14	MP ALPHA2	Y	-0.42	1.5
15	MP ALPHA2	X	-0.24	6.5
16	MP ALPHA2	X	-0.24	1.5
17	MP BETA2	Y	-0.31	6.5
18	MP BETA2	Y	-0.31	1.5
19	MP BETA2	X	-0.18	6.5
20	MP BETA2	X	-0.18	1.5
21	MP GAMMA2	Y	-0.42	6.5
22	MP GAMMA2	Y	-0.42	1.5
23	MP GAMMA2	X	-0.24	6.5
24	MP GAMMA2	X	-0.24	1.5
25	MP ALPHA3	Y	-0.14	4.625
26	MP ALPHA3	Y	-0.14	3.375
27	MP ALPHA3	X	-0.08	4.625
28	MP ALPHA3	X	-0.08	3.375
29	MP BETA3	Y	-0.11	4.625
30	MP BETA3	Y	-0.11	3.375
31	MP BETA3	X	-0.06	4.625
32	MP BETA3	X	-0.06	3.375
33	MP GAMMA3	Y	-0.14	4.625
34	MP GAMMA3	Y	-0.14	3.375
35	MP GAMMA3	X	-0.08	4.625
36	MP GAMMA3	X	-0.08	3.375
37	MP ALPHA1	Y	-0.17	4
38	MP ALPHA1	X	-0.1	4
39	MP BETA1	Y	-0.14	4
40	MP BETA1	X	-0.08	4
41	MP GAMMA1	Y	-0.17	4
42	MP GAMMA1	X	-0.1	4
43	MP ALPHA2	Y	-0.17	4
44	MP ALPHA2	X	-0.1	4
45	MP BETA2	Y	-0.11	4
46	MP BETA2	X	-0.06	4
47	MP GAMMA2	Y	-0.17	4
48	MP GAMMA2	X	-0.1	4

**Member Point Loads (BLC 30 : Ice Wind Load (60))**

	Member Label	Direction	Magnitude[k.k-ft]	Location[ft,%]
1	MP ALPHA1	Y	-0.06	5.25
2	MP ALPHA1	Y	-0.06	2.75
3	MP ALPHA1	X	-0.1	5.25
4	MP ALPHA1	X	-0.1	2.75
5	MP BETA1	Y	-0.06	5.25
6	MP BETA1	Y	-0.06	2.75
7	MP BETA1	X	-0.1	5.25
8	MP BETA1	X	-0.1	2.75
9	MP GAMMA1	Y	-0.11	5.25
10	MP GAMMA1	Y	-0.11	2.75
11	MP GAMMA1	X	-0.19	5.25
12	MP GAMMA1	X	-0.19	2.75



**Member Point Loads (BLC 30 : Ice Wind Load (60)) (Continued)**

	Member Label	Direction	Magnitude[k.k-ft]	Location[ft. %]
13	MP ALPHA2	Y	-0.17	6.5
14	MP ALPHA2	Y	-0.17	1.5
15	MP ALPHA2	X	-0.29	6.5
16	MP ALPHA2	X	-0.29	1.5
17	MP BETA2	Y	-0.17	6.5
18	MP BETA2	Y	-0.17	1.5
19	MP BETA2	X	-0.29	6.5
20	MP BETA2	X	-0.29	1.5
21	MP GAMMA2	Y	-0.34	6.5
22	MP GAMMA2	Y	-0.34	1.5
23	MP GAMMA2	X	-0.58	6.5
24	MP GAMMA2	X	-0.58	1.5
25	MP ALPHA3	Y	-0.06	4.625
26	MP ALPHA3	Y	-0.06	3.375
27	MP ALPHA3	X	-0.01	4.625
28	MP ALPHA3	X	-0.01	3.375
29	MP BETA3	Y	-0.06	4.625
30	MP BETA3	Y	-0.06	3.375
31	MP BETA3	X	-0.01	4.625
32	MP BETA3	X	-0.01	3.375
33	MP GAMMA3	Y	-0.11	4.625
34	MP GAMMA3	Y	-0.11	3.375
35	MP GAMMA3	X	-0.19	4.625
36	MP GAMMA3	X	-0.19	3.375
37	MP ALPHA1	Y	-0.09	4
38	MP ALPHA1	X	-0.15	4
39	MP BETA1	Y	-0.09	4
40	MP BETA1	X	-0.15	4
41	MP GAMMA1	Y	-0.01	4
42	MP GAMMA1	X	-0.18	4
43	MP ALPHA2	Y	-0.07	4
44	MP ALPHA2	X	-0.13	4
45	MP BETA2	Y	-0.07	4
46	MP BETA2	X	-0.13	4
47	MP GAMMA2	Y	-0.11	4
48	MP GAMMA2	X	-0.19	4

**Member Point Loads (BLC 31 : Ice Wind Load (90))**

	Member Label	Direction	Magnitude[k.k-ft]	Location[ft. %]
1	MP ALPHA1	X	-0.13	5.25
2	MP ALPHA1	X	-0.13	2.75
3	MP BETA1	X	-0.16	5.25
4	MP BETA1	X	-0.16	2.75
5	MP GAMMA1	X	-0.23	5.25
6	MP GAMMA1	X	-0.23	2.75
7	MP ALPHA2	X	-0.35	6.5
8	MP ALPHA2	X	-0.35	1.5
9	MP BETA2	X	-0.49	6.5
10	MP BETA2	X	-0.49	1.5
11	MP GAMMA2	X	-0.69	6.5
12	MP GAMMA2	X	-0.69	1.5
13	MP ALPHA3	X	-0.12	4.625
14	MP ALPHA3	X	-0.12	3.375
15	MP BETA3	X	-0.16	4.625
16	MP BETA3	X	-0.16	3.375
17	MP GAMMA3	X	-0.23	4.625



Company : POD Group  
 Designer : YC  
 Job Number : 22-139020  
 Model Name : 302496

Sept 2, 2022  
 1:52 PM  
 Checked By: \_\_\_\_\_

**Member Point Loads (BLC 31 : Ice Wind Load (90)) (Continued)**

	Member Label	Direction	Magnitude[k,k-ft]	Location[ft,%]
18	MP GAMMA3	X	-.023	3.375
19	MP ALPHA1	X	-.016	4
20	MP BETA1	X	-.019	4
21	MP GAMMA1	X	-.019	4
22	MP ALPHA2	X	-.012	4
23	MP BETA2	X	-.02	4
24	MP GAMMA2	X	-.02	4

**Member Point Loads (BLC 32 : Ice Wind Load (120))**

	Member Label	Direction	Magnitude[k,k-ft]	Location[ft,%]
1	MP ALPHA1	Y	.009	5.25
2	MP ALPHA1	Y	.009	2.75
3	MP ALPHA1	X	-.016	5.25
4	MP ALPHA1	X	-.016	2.75
5	MP BETA1	Y	.011	5.25
6	MP BETA1	Y	.011	2.75
7	MP BETA1	X	-.019	5.25
8	MP BETA1	X	-.019	2.75
9	MP GAMMA1	Y	.009	5.25
10	MP GAMMA1	Y	.009	2.75
11	MP GAMMA1	X	-.016	5.25
12	MP GAMMA1	X	-.016	2.75
13	MP ALPHA2	Y	.027	6.5
14	MP ALPHA2	Y	.027	1.5
15	MP ALPHA2	X	-.046	6.5
16	MP ALPHA2	X	-.046	1.5
17	MP BETA2	Y	.034	6.5
18	MP BETA2	Y	.034	1.5
19	MP BETA2	X	-.058	6.5
20	MP BETA2	X	-.058	1.5
21	MP GAMMA2	Y	.027	6.5
22	MP GAMMA2	Y	.027	1.5
23	MP GAMMA2	X	-.046	6.5
24	MP GAMMA2	X	-.046	1.5
25	MP ALPHA3	Y	.009	4.625
26	MP ALPHA3	Y	.009	3.375
27	MP ALPHA3	X	-.016	4.625
28	MP ALPHA3	X	-.016	3.375
29	MP BETA3	Y	.011	4.625
30	MP BETA3	Y	.011	3.375
31	MP BETA3	X	-.019	4.625
32	MP BETA3	X	-.019	3.375
33	MP GAMMA3	Y	.009	4.625
34	MP GAMMA3	Y	.009	3.375
35	MP GAMMA3	X	-.016	4.625
36	MP GAMMA3	X	-.016	3.375
37	MP ALPHA1	Y	.009	4
38	MP ALPHA1	X	-.015	4
39	MP BETA1	Y	.01	4
40	MP BETA1	X	-.018	4
41	MP GAMMA1	Y	.009	4
42	MP GAMMA1	X	-.015	4
43	MP ALPHA2	Y	.007	4
44	MP ALPHA2	X	-.013	4
45	MP BETA2	Y	.011	4
46	MP BETA2	X	-.019	4





Company : POD Group  
 Designer : YC  
 Job Number : 22-139020  
 Model Name : 302496

Sept 2, 2022  
 1:52 PM  
 Checked By: \_\_\_\_\_

**Member Point Loads (BLC 32 : Ice Wind Load (120)) (Continued)**

	Member Label	Direction	Magnitude[k,k-ft]	Location[ft,%]
47	MP GAMMA2	Y	.007	4
48	MP GAMMA2	X	-.013	4

**Member Point Loads (BLC 33 : Ice Wind Load (150))**

	Member Label	Direction	Magnitude[k,k-ft]	Location[ft,%]
1	MP ALPHA1	Y	.02	5.25
2	MP ALPHA1	Y	.02	2.75
3	MP ALPHA1	X	-.011	5.25
4	MP ALPHA1	X	-.011	2.75
5	MP BETA1	Y	.02	5.25
6	MP BETA1	Y	.02	2.75
7	MP BETA1	X	-.011	5.25
8	MP BETA1	X	-.011	2.75
9	MP GAMMA1	Y	.011	5.25
10	MP GAMMA1	Y	.011	2.75
11	MP GAMMA1	X	-.006	5.25
12	MP GAMMA1	X	-.006	2.75
13	MP ALPHA2	Y	.06	6.5
14	MP ALPHA2	Y	.06	1.5
15	MP ALPHA2	X	-.035	6.5
16	MP ALPHA2	X	-.035	1.5
17	MP BETA2	Y	.06	6.5
18	MP BETA2	Y	.06	1.5
19	MP BETA2	X	-.035	6.5
20	MP BETA2	X	-.035	1.5
21	MP GAMMA2	Y	.031	6.5
22	MP GAMMA2	Y	.031	1.5
23	MP GAMMA2	X	-.018	6.5
24	MP GAMMA2	X	-.018	1.5
25	MP ALPHA3	Y	.02	4.625
26	MP ALPHA3	Y	.02	3.375
27	MP ALPHA3	X	-.012	4.625
28	MP ALPHA3	X	-.012	3.375
29	MP BETA3	Y	.02	4.625
30	MP BETA3	Y	.02	3.375
31	MP BETA3	X	-.012	4.625
32	MP BETA3	X	-.012	3.375
33	MP GAMMA3	Y	.011	4.625
34	MP GAMMA3	Y	.011	3.375
35	MP GAMMA3	X	-.006	4.625
36	MP GAMMA3	X	-.006	3.375
37	MP ALPHA1	Y	.017	4
38	MP ALPHA1	X	-.01	4
39	MP BETA1	Y	.017	4
40	MP BETA1	X	-.01	4
41	MP GAMMA1	Y	.014	4
42	MP GAMMA1	X	-.008	4
43	MP ALPHA2	Y	.017	4
44	MP ALPHA2	X	-.01	4
45	MP BETA2	Y	.017	4
46	MP BETA2	X	-.01	4
47	MP GAMMA2	Y	.011	4
48	MP GAMMA2	X	-.006	4

**Member Point Loads (BLC 34 : Ice Wind Load (180))**

	Member Label	Direction	Magnitude[k,k-ft]	Location[ft,%]
--	--------------	-----------	-------------------	----------------



**Member Point Loads (BLC 34 : Ice Wind Load (180)) (Continued)**

	Member Label	Direction	Magnitude[k,k-ft]	Location[ft, %]
1	MP ALPHA1	Y	.022	5.25
2	MP ALPHA1	Y	.022	2.75
3	MP BETA1	Y	.018	5.25
4	MP BETA1	Y	.018	2.75
5	MP GAMMA1	Y	.012	5.25
6	MP GAMMA1	Y	.012	2.75
7	MP ALPHA2	Y	.067	6.5
8	MP ALPHA2	Y	.067	1.5
9	MP BETA2	Y	.054	6.5
10	MP BETA2	Y	.054	1.5
11	MP GAMMA2	Y	.033	6.5
12	MP GAMMA2	Y	.033	1.5
13	MP ALPHA3	Y	.022	4.625
14	MP ALPHA3	Y	.022	3.375
15	MP BETA3	Y	.018	4.625
16	MP BETA3	Y	.018	3.375
17	MP GAMMA3	Y	.011	4.625
18	MP GAMMA3	Y	.011	3.375
19	MP ALPHA1	Y	.02	4
20	MP BETA1	Y	.017	4
21	MP GAMMA1	Y	.017	4
22	MP ALPHA2	Y	.022	4
23	MP BETA2	Y	.015	4
24	MP GAMMA2	Y	.015	4

**Member Point Loads (BLC 35 : Ice Wind Load (210))**

	Member Label	Direction	Magnitude[k,k-ft]	Location[ft, %]
1	MP ALPHA1	Y	.014	5.25
2	MP ALPHA1	Y	.014	2.75
3	MP ALPHA1	X	.008	5.25
4	MP ALPHA1	X	.008	2.75
5	MP BETA1	Y	.011	5.25
6	MP BETA1	Y	.011	2.75
7	MP BETA1	X	.006	5.25
8	MP BETA1	X	.006	2.75
9	MP GAMMA1	Y	.014	5.25
10	MP GAMMA1	Y	.014	2.75
11	MP GAMMA1	X	.008	5.25
12	MP GAMMA1	X	.008	2.75
13	MP ALPHA2	Y	.042	6.5
14	MP ALPHA2	Y	.042	1.5
15	MP ALPHA2	X	.024	6.5
16	MP ALPHA2	X	.024	1.5
17	MP BETA2	Y	.031	6.5
18	MP BETA2	Y	.031	1.5
19	MP BETA2	X	.018	6.5
20	MP BETA2	X	.018	1.5
21	MP GAMMA2	Y	.042	6.5
22	MP GAMMA2	Y	.042	1.5
23	MP GAMMA2	X	.024	6.5
24	MP GAMMA2	X	.024	1.5
25	MP ALPHA3	Y	.014	4.625
26	MP ALPHA3	Y	.014	3.375
27	MP ALPHA3	X	.008	4.625
28	MP ALPHA3	X	.008	3.375
29	MP BETA3	Y	.011	4.625



Company : POD Group  
 Designer : YC  
 Job Number : 22-139020  
 Model Name : 302496

Sept 2, 2022  
 1:52 PM  
 Checked By: \_\_\_\_\_

**Member Point Loads (BLC 35 : Ice Wind Load (210)) (Continued)**

	Member Label	Direction	Magnitude[k,k-ft]	Location[ft,%]
30	MP BETA3	Y	.011	3.375
31	MP BETA3	X	.006	4.625
32	MP BETA3	X	.006	3.375
33	MP GAMMA3	Y	.014	4.625
34	MP GAMMA3	Y	.014	3.375
35	MP GAMMA3	X	.008	4.625
36	MP GAMMA3	X	.008	3.375
37	MP ALPHA1	Y	.017	4
38	MP ALPHA1	X	.01	4
39	MP BETA1	Y	.014	4
40	MP BETA1	X	.008	4
41	MP GAMMA1	Y	.017	4
42	MP GAMMA1	X	.01	4
43	MP ALPHA2	Y	.017	4
44	MP ALPHA2	X	.01	4
45	MP BETA2	Y	.011	4
46	MP BETA2	X	.006	4
47	MP GAMMA2	Y	.017	4
48	MP GAMMA2	X	.01	4

**Member Point Loads (BLC 36 : Ice Wind Load (240))**

	Member Label	Direction	Magnitude[k,k-ft]	Location[ft,%]
1	MP ALPHA1	Y	.006	5.25
2	MP ALPHA1	Y	.006	2.75
3	MP ALPHA1	X	.01	5.25
4	MP ALPHA1	X	.01	2.75
5	MP BETA1	Y	.006	5.25
6	MP BETA1	Y	.006	2.75
7	MP BETA1	X	.01	5.25
8	MP BETA1	X	.01	2.75
9	MP GAMMA1	Y	.011	5.25
10	MP GAMMA1	Y	.011	2.75
11	MP GAMMA1	X	.019	5.25
12	MP GAMMA1	X	.019	2.75
13	MP ALPHA2	Y	.017	6.5
14	MP ALPHA2	Y	.017	1.5
15	MP ALPHA2	X	.029	6.5
16	MP ALPHA2	X	.029	1.5
17	MP BETA2	Y	.017	6.5
18	MP BETA2	Y	.017	1.5
19	MP BETA2	X	.029	6.5
20	MP BETA2	X	.029	1.5
21	MP GAMMA2	Y	.034	6.5
22	MP GAMMA2	Y	.034	1.5
23	MP GAMMA2	X	.058	6.5
24	MP GAMMA2	X	.058	1.5
25	MP ALPHA3	Y	.006	4.625
26	MP ALPHA3	Y	.006	3.375
27	MP ALPHA3	X	.01	4.625
28	MP ALPHA3	X	.01	3.375
29	MP BETA3	Y	.006	4.625
30	MP BETA3	Y	.006	3.375
31	MP BETA3	X	.01	4.625
32	MP BETA3	X	.01	3.375
33	MP GAMMA3	Y	.011	4.625
34	MP GAMMA3	Y	.011	3.375



**Member Point Loads (BLC 36 : Ice Wind Load (240)) (Continued)**

	Member Label	Direction	Magnitude[k,k-ft]	Location[ft, %]
35	MP GAMMA3	X	.019	4.625
36	MP GAMMA3	X	.019	3.375
37	MP ALPHA1	Y	.009	4
38	MP ALPHA1	X	.015	4
39	MP BETA1	Y	.009	4
40	MP BETA1	X	.015	4
41	MP GAMMA1	Y	.01	4
42	MP GAMMA1	X	.018	4
43	MP ALPHA2	Y	.007	4
44	MP ALPHA2	X	.013	4
45	MP BETA2	Y	.007	4
46	MP BETA2	X	.013	4
47	MP GAMMA2	Y	.011	4
48	MP GAMMA2	X	.019	4

**Member Point Loads (BLC 37 : Ice Wind Load (270))**

	Member Label	Direction	Magnitude[k,k-ft]	Location[ft, %]
1	MP ALPHA1	X	.013	5.25
2	MP ALPHA1	X	.013	2.75
3	MP BETA1	X	.016	5.25
4	MP BETA1	X	.016	2.75
5	MP GAMMA1	X	.023	5.25
6	MP GAMMA1	X	.023	2.75
7	MP ALPHA2	X	.035	6.5
8	MP ALPHA2	X	.035	1.5
9	MP BETA2	X	.049	6.5
10	MP BETA2	X	.049	1.5
11	MP GAMMA2	X	.069	6.5
12	MP GAMMA2	X	.069	1.5
13	MP ALPHA3	X	.012	4.625
14	MP ALPHA3	X	.012	3.375
15	MP BETA3	X	.016	4.625
16	MP BETA3	X	.016	3.375
17	MP GAMMA3	X	.023	4.625
18	MP GAMMA3	X	.023	3.375
19	MP ALPHA1	X	.016	4
20	MP BETA1	X	.019	4
21	MP GAMMA1	X	.019	4
22	MP ALPHA2	X	.012	4
23	MP BETA2	X	.02	4
24	MP GAMMA2	X	.02	4

**Member Point Loads (BLC 38 : Ice Wind Load (300))**

	Member Label	Direction	Magnitude[k,k-ft]	Location[ft, %]
1	MP ALPHA1	Y	-.009	5.25
2	MP ALPHA1	Y	-.009	2.75
3	MP ALPHA1	X	.016	5.25
4	MP ALPHA1	X	.016	2.75
5	MP BETA1	Y	-.011	5.25
6	MP BETA1	Y	-.011	2.75
7	MP BETA1	X	.019	5.25
8	MP BETA1	X	.019	2.75
9	MP GAMMA1	Y	-.009	5.25
10	MP GAMMA1	Y	-.009	2.75
11	MP GAMMA1	X	.016	5.25
12	MP GAMMA1	X	.016	2.75



Company : POD Group  
 Designer : YC  
 Job Number : 22-139020  
 Model Name : 302496

Sept 2, 2022  
 1:52 PM  
 Checked By: \_\_\_\_\_

**Member Point Loads (BLC 38 : Ice Wind Load (300)) (Continued)**

	Member Label	Direction	Magnitude[k.k-ft]	Location[ft. %]
13	MP ALPHA2	Y	-.027	6.5
14	MP ALPHA2	Y	-.027	1.5
15	MP ALPHA2	X	.046	6.5
16	MP ALPHA2	X	.046	1.5
17	MP BETA2	Y	-.034	6.5
18	MP BETA2	Y	-.034	1.5
19	MP BETA2	X	.058	6.5
20	MP BETA2	X	.058	1.5
21	MP GAMMA2	Y	-.027	6.5
22	MP GAMMA2	Y	-.027	1.5
23	MP GAMMA2	X	.046	6.5
24	MP GAMMA2	X	.046	1.5
25	MP ALPHA3	Y	-.009	4.625
26	MP ALPHA3	Y	-.009	3.375
27	MP ALPHA3	X	.016	4.625
28	MP ALPHA3	X	.016	3.375
29	MP BETA3	Y	-.011	4.625
30	MP BETA3	Y	-.011	3.375
31	MP BETA3	X	.019	4.625
32	MP BETA3	X	.019	3.375
33	MP GAMMA3	Y	-.009	4.625
34	MP GAMMA3	Y	-.009	3.375
35	MP GAMMA3	X	.016	4.625
36	MP GAMMA3	X	.016	3.375
37	MP ALPHA1	Y	-.009	4
38	MP ALPHA1	X	.015	4
39	MP BETA1	Y	-.01	4
40	MP BETA1	X	.018	4
41	MP GAMMA1	Y	-.009	4
42	MP GAMMA1	X	.015	4
43	MP ALPHA2	Y	-.007	4
44	MP ALPHA2	X	.013	4
45	MP BETA2	Y	-.011	4
46	MP BETA2	X	.019	4
47	MP GAMMA2	Y	-.007	4
48	MP GAMMA2	X	.013	4

**Member Point Loads (BLC 39 : Ice Wind Load (330))**

	Member Label	Direction	Magnitude[k.k-ft]	Location[ft. %]
1	MP ALPHA1	Y	-.02	5.25
2	MP ALPHA1	Y	-.02	2.75
3	MP ALPHA1	X	.011	5.25
4	MP ALPHA1	X	.011	2.75
5	MP BETA1	Y	-.02	5.25
6	MP BETA1	Y	-.02	2.75
7	MP BETA1	X	.011	5.25
8	MP BETA1	X	.011	2.75
9	MP GAMMA1	Y	-.011	5.25
10	MP GAMMA1	Y	-.011	2.75
11	MP GAMMA1	X	.006	5.25
12	MP GAMMA1	X	.006	2.75
13	MP ALPHA2	Y	-.06	6.5
14	MP ALPHA2	Y	-.06	1.5
15	MP ALPHA2	X	.035	6.5
16	MP ALPHA2	X	.035	1.5
17	MP BETA2	Y	-.06	6.5



Company : POD Group  
 Designer : YC  
 Job Number : 22-139020  
 Model Name : 302496

Sept 2, 2022  
 1:52 PM  
 Checked By: \_\_\_\_\_

**Member Point Loads (BLC 39 : Ice Wind Load (330)) (Continued)**

	Member Label	Direction	Magnitude[k.k-ft]	Location[ft,%]
18	MP BETA2	Y	-.06	1.5
19	MP BETA2	X	.035	6.5
20	MP BETA2	X	.035	1.5
21	MP GAMMA2	Y	-.031	6.5
22	MP GAMMA2	Y	-.031	1.5
23	MP GAMMA2	X	.018	6.5
24	MP GAMMA2	X	.018	1.5
25	MP ALPHA3	Y	-.02	4.625
26	MP ALPHA3	Y	-.02	3.375
27	MP ALPHA3	X	.012	4.625
28	MP ALPHA3	X	.012	3.375
29	MP BETA3	Y	-.02	4.625
30	MP BETA3	Y	-.02	3.375
31	MP BETA3	X	.012	4.625
32	MP BETA3	X	.012	3.375
33	MP GAMMA3	Y	-.011	4.625
34	MP GAMMA3	Y	-.011	3.375
35	MP GAMMA3	X	.006	4.625
36	MP GAMMA3	X	.006	3.375
37	MP ALPHA1	Y	-.017	4
38	MP ALPHA1	X	.01	4
39	MP BETA1	Y	-.017	4
40	MP BETA1	X	.01	4
41	MP GAMMA1	Y	-.014	4
42	MP GAMMA1	X	.008	4
43	MP ALPHA2	Y	-.017	4
44	MP ALPHA2	X	.01	4
45	MP BETA2	Y	-.017	4
46	MP BETA2	X	.01	4
47	MP GAMMA2	Y	-.011	4
48	MP GAMMA2	X	.006	4

**Member Point Loads (BLC 40 : Earthquake (x-direction))**

	Member Label	Direction	Magnitude[k.k-ft]	Location[ft,%]
1	MP ALPHA1	X	-.001	5.25
2	MP ALPHA1	X	-.001	2.75
3	MP BETA1	X	-.001	5.25
4	MP BETA1	X	-.001	2.75
5	MP GAMMA1	X	-.001	5.25
6	MP GAMMA1	X	-.001	2.75
7	MP ALPHA2	X	-.009	6.5
8	MP ALPHA2	X	-.009	1.5
9	MP BETA2	X	-.009	6.5
10	MP BETA2	X	-.009	1.5
11	MP GAMMA2	X	-.009	6.5
12	MP GAMMA2	X	-.009	1.5
13	MP ALPHA3	X	-.005	4.625
14	MP ALPHA3	X	-.005	3.375
15	MP BETA3	X	-.005	4.625
16	MP BETA3	X	-.005	3.375
17	MP GAMMA3	X	-.005	4.625
18	MP GAMMA3	X	-.005	3.375
19	MP ALPHA1	X	-.012	4
20	MP BETA1	X	-.012	4
21	MP GAMMA1	X	-.012	4
22	MP ALPHA2	X	-.009	4



Company : POD Group  
 Designer : YC  
 Job Number : 22-139020  
 Model Name : 302496

Sept 2, 2022  
 1:52 PM  
 Checked By: \_\_\_\_\_

**Member Point Loads (BLC 40 : Earthquake (x-direction)) (Continued)**

	Member Label	Direction	Magnitude[k,k-ft]	Location[ft,%]
23	MP BETA2	X	-0.009	4
24	MP GAMMA2	X	-0.009	4

**Member Point Loads (BLC 41 : Earthquake (y-direction))**

	Member Label	Direction	Magnitude[k,k-ft]	Location[ft,%]
1	MP ALPHA1	Y	-0.001	5.25
2	MP ALPHA1	Y	-0.001	2.75
3	MP BETA1	Y	-0.001	5.25
4	MP BETA1	Y	-0.001	2.75
5	MP GAMMA1	Y	-0.001	5.25
6	MP GAMMA1	Y	-0.001	2.75
7	MP ALPHA2	Y	-0.009	6.5
8	MP ALPHA2	Y	-0.009	1.5
9	MP BETA2	Y	-0.009	6.5
10	MP BETA2	Y	-0.009	1.5
11	MP GAMMA2	Y	-0.009	6.5
12	MP GAMMA2	Y	-0.009	1.5
13	MP ALPHA3	Y	-0.005	4.625
14	MP ALPHA3	Y	-0.005	3.375
15	MP BETA3	Y	-0.005	4.625
16	MP BETA3	Y	-0.005	3.375
17	MP GAMMA3	Y	-0.005	4.625
18	MP GAMMA3	Y	-0.005	3.375
19	MP ALPHA1	Y	-0.012	4
20	MP BETA1	Y	-0.012	4
21	MP GAMMA1	Y	-0.012	4
22	MP ALPHA2	Y	-0.009	4
23	MP BETA2	Y	-0.009	4
24	MP GAMMA2	Y	-0.009	4

**Member Point Loads (BLC 42 : Earthquake (z-direction))**

	Member Label	Direction	Magnitude[k,k-ft]	Location[ft,%]
1	MP ALPHA1	Z	-0.000518	5.25
2	MP ALPHA1	Z	-0.000518	2.75
3	MP BETA1	Z	-0.000518	5.25
4	MP BETA1	Z	-0.000518	2.75
5	MP GAMMA1	Z	-0.000518	5.25
6	MP GAMMA1	Z	-0.000518	2.75
7	MP ALPHA2	Z	-0.004	6.5
8	MP ALPHA2	Z	-0.004	1.5
9	MP BETA2	Z	-0.004	6.5
10	MP BETA2	Z	-0.004	1.5
11	MP GAMMA2	Z	-0.004	6.5
12	MP GAMMA2	Z	-0.004	1.5
13	MP ALPHA3	Z	-0.002	4.625
14	MP ALPHA3	Z	-0.002	3.375
15	MP BETA3	Z	-0.002	4.625
16	MP BETA3	Z	-0.002	3.375
17	MP GAMMA3	Z	-0.002	4.625
18	MP GAMMA3	Z	-0.002	3.375
19	MP ALPHA1	Z	-0.005	4
20	MP BETA1	Z	-0.005	4
21	MP GAMMA1	Z	-0.005	4
22	MP ALPHA2	Z	-0.004	4
23	MP BETA2	Z	-0.004	4
24	MP GAMMA2	Z	-0.004	4



Company : POD Group  
 Designer : YC  
 Job Number : 22-139020  
 Model Name : 302496

Sept 2, 2022  
 1:52 PM  
 Checked By: \_\_\_\_\_

**Member Distributed Loads (BLC 2 : Wind Load (0))**

	Member Label	Direction	Start Magnitude[k/ft....	End Magnitude[k/ft.F...	Start Location[ft. %]	End Location[ft. %]
1	SUP3B	PY	-0.006	-0.006	0	0
2	SUP3A	PY	-0.006	-0.006	0	0
3	SUP2B	PY	-0.006	-0.006	0	0
4	SUP2A	PY	-0.006	-0.006	0	0
5	SUP1B	PY	-0.006	-0.006	0	0
6	SUP1A	PY	-0.006	-0.006	0	0
7	SO3	PY	-0.008	-0.008	0	0
8	SO2	PY	-0.008	-0.008	0	0
9	SO1	PY	-0.008	-0.008	0	0
10	RPL6	PY	-0.018	-0.018	0	0
11	RPL5	PY	-0.018	-0.018	0	0
12	RPL4	PY	-0.018	-0.018	0	0
13	RPL3	PY	-0.018	-0.018	0	0
14	RPL2	PY	-0.018	-0.018	0	0
15	RPL1	PY	-0.018	-0.018	0	0
16	RCORNER3	PY	-0.008	-0.008	0	0
17	RCORNER2	PY	-0.008	-0.008	0	0
18	RCORNER1	PY	-0.008	-0.008	0	0
19	RAIL3	PY	-0.005	-0.005	0	0
20	RAIL2	PY	-0.005	-0.005	0	0
21	RAIL1	PY	-0.003	-0.003	0	0
22	PLATE12	PY	-0.018	-0.018	0	0
23	PLATE11	PY	-0.018	-0.018	0	0
24	PLATE10	PY	-0.018	-0.018	0	0
25	PLATE9	PY	-0.018	-0.018	0	0
26	PLATE8	PY	-0.018	-0.018	0	0
27	PLATE7	PY	-0.018	-0.018	0	0
28	PLATE6	PY	-0.018	-0.018	0	0
29	PLATE5	PY	-0.018	-0.018	0	0
30	PLATE4	PY	-0.018	-0.018	0	0
31	PLATE3	PY	-0.018	-0.018	0	0
32	PLATE2	PY	-0.018	-0.018	0	0
33	PLATE1	PY	-0.018	-0.018	0	0
34	MP GAMMA4	PY	-0.011	-0.011	0	0
35	MP GAMMA3	PY	-0.011	-0.011	0	0
36	MP GAMMA2	PY	-0.011	-0.011	0	0
37	MP GAMMA1	PY	-0.011	-0.011	0	0
38	MP BETA4	PY	-0.011	-0.011	0	0
39	MP BETA3	PY	-0.011	-0.011	0	0
40	MP BETA2	PY	-0.011	-0.011	0	0
41	MP BETA1	PY	-0.011	-0.011	0	0
42	MP ALPHA4	PY	-0.011	-0.011	0	0
43	MP ALPHA3	PY	-0.011	-0.011	0	0
44	MP ALPHA2	PY	-0.011	-0.011	0	0
45	MP ALPHA1	PY	-0.011	-0.011	0	0
46	KICKER3	PY	-0.008	-0.008	0	0
47	KICKER2	PY	-0.008	-0.008	0	0
48	KICKER1	PY	-0.008	-0.008	0	0
49	FACE3	PY	-0.008	-0.008	0	0
50	FACE2	PY	-0.008	-0.008	0	0
51	FACE1	PY	-0.004	-0.004	0	0
52	CR3B	PY	-0.008	-0.008	0	0
53	CR3A	PY	-0.008	-0.008	0	0
54	CR2B	PY	-0.008	-0.008	0	0
55	CR2A	PY	-0.008	-0.008	0	0
56	CR1B	PY	-0.008	-0.008	0	0





Company : POD Group  
 Designer : YC  
 Job Number : 22-139020  
 Model Name : 302496

Sept 2, 2022  
 1:52 PM  
 Checked By: \_\_\_\_\_

**Member Distributed Loads (BLC 2 : Wind Load (0)) (Continued)**

	Member Label	Direction	Start Magnitude[k/ft....	End Magnitude[k/ft.F...	Start Location[ft.%,]	End Location[ft.%,]
57	CR1A	PY	-0.008	-0.008	0	0
58	CPL6	PY	-0.018	-0.018	0	0
59	CPL5	PY	-0.018	-0.018	0	0
60	CPL4	PY	-0.018	-0.018	0	0
61	CPL3	PY	-0.018	-0.018	0	0
62	CPL2	PY	-0.018	-0.018	0	0
63	CPL1	PY	-0.018	-0.018	0	0
64	CORNER3	PY	-0.018	-0.018	0	0
65	CORNER2	PY	-0.018	-0.018	0	0
66	CORNER1	PY	-0.018	-0.018	0	0

**Member Distributed Loads (BLC 4 : Wind Load (30))**

	Member Label	Direction	Start Magnitude[k/ft....	End Magnitude[k/ft.F...	Start Location[ft.%,]	End Location[ft.%,]
1	SUP3B	PY	-0.005	-0.005	0	0
2	SUP3A	PY	-0.005	-0.005	0	0
3	SUP2B	PY	-0.005	-0.005	0	0
4	SUP2A	PY	-0.005	-0.005	0	0
5	SUP1B	PY	-0.005	-0.005	0	0
6	SUP1A	PY	-0.005	-0.005	0	0
7	SO3	PY	-0.007	-0.007	0	0
8	SO2	PY	-0.007	-0.007	0	0
9	SO1	PY	-0.007	-0.007	0	0
10	RPL6	PY	-0.016	-0.016	0	0
11	RPL5	PY	-0.016	-0.016	0	0
12	RPL4	PY	-0.016	-0.016	0	0
13	RPL3	PY	-0.016	-0.016	0	0
14	RPL2	PY	-0.016	-0.016	0	0
15	RPL1	PY	-0.016	-0.016	0	0
16	RCORNER3	PY	-0.007	-0.007	0	0
17	RCORNER2	PY	-0.007	-0.007	0	0
18	RCORNER1	PY	-0.007	-0.007	0	0
19	RAIL3	PY	-0.005	-0.005	0	0
20	RAIL2	PY	-0.005	-0.005	0	0
21	RAIL1	PY	-0.002	-0.002	0	0
22	PLATE12	PY	-0.016	-0.016	0	0
23	PLATE11	PY	-0.016	-0.016	0	0
24	PLATE10	PY	-0.016	-0.016	0	0
25	PLATE9	PY	-0.016	-0.016	0	0
26	PLATE8	PY	-0.016	-0.016	0	0
27	PLATE7	PY	-0.016	-0.016	0	0
28	PLATE6	PY	-0.016	-0.016	0	0
29	PLATE5	PY	-0.016	-0.016	0	0
30	PLATE4	PY	-0.016	-0.016	0	0
31	PLATE3	PY	-0.016	-0.016	0	0
32	PLATE2	PY	-0.016	-0.016	0	0
33	PLATE1	PY	-0.016	-0.016	0	0
34	MP GAMMA4	PY	-0.009	-0.009	0	0
35	MP GAMMA3	PY	-0.009	-0.009	0	0
36	MP GAMMA2	PY	-0.009	-0.009	0	0
37	MP GAMMA1	PY	-0.009	-0.009	0	0
38	MP BETA4	PY	-0.009	-0.009	0	0
39	MP BETA3	PY	-0.009	-0.009	0	0
40	MP BETA2	PY	-0.009	-0.009	0	0
41	MP BETA1	PY	-0.009	-0.009	0	0
42	MP ALPHA4	PY	-0.009	-0.009	0	0
43	MP ALPHA3	PY	-0.009	-0.009	0	0



Company : POD Group  
 Designer : YC  
 Job Number : 22-139020  
 Model Name : 302496

Sept 2, 2022  
 1:52 PM  
 Checked By: \_\_\_\_\_

**Member Distributed Loads (BLC 4 : Wind Load (30)) (Continued)**

	Member Label	Direction	Start Magnitude[k/ft....	End Magnitude[k/ft.F...	Start Location[ft.%,]	End Location[ft.%,]
44	MP ALPHA2	PY	-0.009	-0.009	0	0
45	MP ALPHA1	PY	-0.009	-0.009	0	0
46	KICKER3	PY	-0.007	-0.007	0	0
47	KICKER2	PY	-0.007	-0.007	0	0
48	KICKER1	PY	-0.007	-0.007	0	0
49	FACE3	PY	-0.007	-0.007	0	0
50	FACE2	PY	-0.007	-0.007	0	0
51	FACE1	PY	-0.003	-0.003	0	0
52	CR3B	PY	-0.007	-0.007	0	0
53	CR3A	PY	-0.007	-0.007	0	0
54	CR2B	PY	-0.007	-0.007	0	0
55	CR2A	PY	-0.007	-0.007	0	0
56	CR1B	PY	-0.007	-0.007	0	0
57	CR1A	PY	-0.007	-0.007	0	0
58	CPL6	PY	-0.016	-0.016	0	0
59	CPL5	PY	-0.016	-0.016	0	0
60	CPL4	PY	-0.016	-0.016	0	0
61	CPL3	PY	-0.016	-0.016	0	0
62	CPL2	PY	-0.016	-0.016	0	0
63	CPL1	PY	-0.016	-0.016	0	0
64	CORNER3	PY	-0.016	-0.016	0	0
65	CORNER2	PY	-0.016	-0.016	0	0
66	CORNER1	PY	-0.016	-0.016	0	0
67	SUP3B	PX	-0.003	-0.003	0	0
68	SUP3A	PX	-0.003	-0.003	0	0
69	SUP2B	PX	-0.003	-0.003	0	0
70	SUP2A	PX	-0.003	-0.003	0	0
71	SUP1B	PX	-0.003	-0.003	0	0
72	SUP1A	PX	-0.003	-0.003	0	0
73	SO3	PX	-0.004	-0.004	0	0
74	SO2	PX	-0.004	-0.004	0	0
75	SO1	PX	-0.004	-0.004	0	0
76	RPL6	PX	-0.009	-0.009	0	0
77	RPL5	PX	-0.009	-0.009	0	0
78	RPL4	PX	-0.009	-0.009	0	0
79	RPL3	PX	-0.009	-0.009	0	0
80	RPL2	PX	-0.009	-0.009	0	0
81	RPL1	PX	-0.009	-0.009	0	0
82	RCORNER3	PX	-0.004	-0.004	0	0
83	RCORNER2	PX	-0.004	-0.004	0	0
84	RCORNER1	PX	-0.004	-0.004	0	0
85	RAIL3	PX	-0.003	-0.003	0	0
86	RAIL2	PX	-0.003	-0.003	0	0
87	RAIL1	PX	-0.001	-0.001	0	0
88	PLATE12	PX	-0.009	-0.009	0	0
89	PLATE11	PX	-0.009	-0.009	0	0
90	PLATE10	PX	-0.009	-0.009	0	0
91	PLATE9	PX	-0.009	-0.009	0	0
92	PLATE8	PX	-0.009	-0.009	0	0
93	PLATE7	PX	-0.009	-0.009	0	0
94	PLATE6	PX	-0.009	-0.009	0	0
95	PLATE5	PX	-0.009	-0.009	0	0
96	PLATE4	PX	-0.009	-0.009	0	0
97	PLATE3	PX	-0.009	-0.009	0	0
98	PLATE2	PX	-0.009	-0.009	0	0
99	PLATE1	PX	-0.009	-0.009	0	0
100	MP GAMMA4	PX	-0.005	-0.005	0	0



Company : POD Group  
 Designer : YC  
 Job Number : 22-139020  
 Model Name : 302496

Sept 2, 2022  
 1:52 PM  
 Checked By: \_\_\_\_\_

**Member Distributed Loads (BLC 4 : Wind Load (30)) (Continued)**

Member Label	Direction	Start Magnitude[k/ft....	End Magnitude[k/ft.F...	Start Location[ft.%,]	End Location[ft.%,]	
101	MP GAMMA3	PX	-0.005	-0.005	0	0
102	MP GAMMA2	PX	-0.005	-0.005	0	0
103	MP GAMMA1	PX	-0.005	-0.005	0	0
104	MP BETA4	PX	-0.005	-0.005	0	0
105	MP BETA3	PX	-0.005	-0.005	0	0
106	MP BETA2	PX	-0.005	-0.005	0	0
107	MP BETA1	PX	-0.005	-0.005	0	0
108	MP ALPHA4	PX	-0.005	-0.005	0	0
109	MP ALPHA3	PX	-0.005	-0.005	0	0
110	MP ALPHA2	PX	-0.005	-0.005	0	0
111	MP ALPHA1	PX	-0.005	-0.005	0	0
112	KICKER3	PX	-0.004	-0.004	0	0
113	KICKER2	PX	-0.004	-0.004	0	0
114	KICKER1	PX	-0.004	-0.004	0	0
115	FACE3	PX	-0.004	-0.004	0	0
116	FACE2	PX	-0.004	-0.004	0	0
117	FACE1	PX	-0.002	-0.002	0	0
118	CR3B	PX	-0.004	-0.004	0	0
119	CR3A	PX	-0.004	-0.004	0	0
120	CR2B	PX	-0.004	-0.004	0	0
121	CR2A	PX	-0.004	-0.004	0	0
122	CR1B	PX	-0.004	-0.004	0	0
123	CR1A	PX	-0.004	-0.004	0	0
124	CPL6	PX	-0.009	-0.009	0	0
125	CPL5	PX	-0.009	-0.009	0	0
126	CPL4	PX	-0.009	-0.009	0	0
127	CPL3	PX	-0.009	-0.009	0	0
128	CPL2	PX	-0.009	-0.009	0	0
129	CPL1	PX	-0.009	-0.009	0	0
130	CORNER3	PX	-0.009	-0.009	0	0
131	CORNER2	PX	-0.009	-0.009	0	0
132	CORNER1	PX	-0.009	-0.009	0	0

**Member Distributed Loads (BLC 5 : Wind Load (60))**

Member Label	Direction	Start Magnitude[k/ft....	End Magnitude[k/ft.F...	Start Location[ft.%,]	End Location[ft.%,]	
1	SUP3B	PY	-0.003	-0.003	0	0
2	SUP3A	PY	-0.003	-0.003	0	0
3	SUP2B	PY	-0.003	-0.003	0	0
4	SUP2A	PY	-0.003	-0.003	0	0
5	SUP1B	PY	-0.003	-0.003	0	0
6	SUP1A	PY	-0.003	-0.003	0	0
7	SO3	PY	-0.004	-0.004	0	0
8	SO2	PY	-0.004	-0.004	0	0
9	SO1	PY	-0.004	-0.004	0	0
10	RPL6	PY	-0.009	-0.009	0	0
11	RPL5	PY	-0.009	-0.009	0	0
12	RPL4	PY	-0.009	-0.009	0	0
13	RPL3	PY	-0.009	-0.009	0	0
14	RPL2	PY	-0.009	-0.009	0	0
15	RPL1	PY	-0.009	-0.009	0	0
16	RCORNER3	PY	-0.004	-0.004	0	0
17	RCORNER2	PY	-0.004	-0.004	0	0
18	RCORNER1	PY	-0.004	-0.004	0	0
19	RAIL3	PY	-0.003	-0.003	0	0
20	RAIL2	PY	-0.003	-0.003	0	0
21	RAIL1	PY	-0.001	-0.001	0	0



Company : POD Group  
 Designer : YC  
 Job Number : 22-139020  
 Model Name : 302496

Sept 2, 2022  
 1:52 PM  
 Checked By: \_\_\_\_\_

**Member Distributed Loads (BLC 5 : Wind Load (60)) (Continued)**

Member Label	Direction	Start Magnitude[k/ft....	End Magnitude[k/ft.F...	Start Location[ft.%]	End Location[ft.%]	
22	PLATE12	PY	-0.009	-0.009	0	0
23	PLATE11	PY	-0.009	-0.009	0	0
24	PLATE10	PY	-0.009	-0.009	0	0
25	PLATE9	PY	-0.009	-0.009	0	0
26	PLATE8	PY	-0.009	-0.009	0	0
27	PLATE7	PY	-0.009	-0.009	0	0
28	PLATE6	PY	-0.009	-0.009	0	0
29	PLATE5	PY	-0.009	-0.009	0	0
30	PLATE4	PY	-0.009	-0.009	0	0
31	PLATE3	PY	-0.009	-0.009	0	0
32	PLATE2	PY	-0.009	-0.009	0	0
33	PLATE1	PY	-0.009	-0.009	0	0
34	MP GAMMA4	PY	-0.005	-0.005	0	0
35	MP GAMMA3	PY	-0.005	-0.005	0	0
36	MP GAMMA2	PY	-0.005	-0.005	0	0
37	MP GAMMA1	PY	-0.005	-0.005	0	0
38	MP BETA4	PY	-0.005	-0.005	0	0
39	MP BETA3	PY	-0.005	-0.005	0	0
40	MP BETA2	PY	-0.005	-0.005	0	0
41	MP BETA1	PY	-0.005	-0.005	0	0
42	MP ALPHA4	PY	-0.005	-0.005	0	0
43	MP ALPHA3	PY	-0.005	-0.005	0	0
44	MP ALPHA2	PY	-0.005	-0.005	0	0
45	MP ALPHA1	PY	-0.005	-0.005	0	0
46	KICKER3	PY	-0.004	-0.004	0	0
47	KICKER2	PY	-0.004	-0.004	0	0
48	KICKER1	PY	-0.004	-0.004	0	0
49	FACE3	PY	-0.004	-0.004	0	0
50	FACE2	PY	-0.004	-0.004	0	0
51	FACE1	PY	-0.002	-0.002	0	0
52	CR3B	PY	-0.004	-0.004	0	0
53	CR3A	PY	-0.004	-0.004	0	0
54	CR2B	PY	-0.004	-0.004	0	0
55	CR2A	PY	-0.004	-0.004	0	0
56	CR1B	PY	-0.004	-0.004	0	0
57	CR1A	PY	-0.004	-0.004	0	0
58	CPL6	PY	-0.009	-0.009	0	0
59	CPL5	PY	-0.009	-0.009	0	0
60	CPL4	PY	-0.009	-0.009	0	0
61	CPL3	PY	-0.009	-0.009	0	0
62	CPL2	PY	-0.009	-0.009	0	0
63	CPL1	PY	-0.009	-0.009	0	0
64	CORNER3	PY	-0.009	-0.009	0	0
65	CORNER2	PY	-0.009	-0.009	0	0
66	CORNER1	PY	-0.009	-0.009	0	0
67	SUP3B	PX	-0.005	-0.005	0	0
68	SUP3A	PX	-0.005	-0.005	0	0
69	SUP2B	PX	-0.005	-0.005	0	0
70	SUP2A	PX	-0.005	-0.005	0	0
71	SUP1B	PX	-0.005	-0.005	0	0
72	SUP1A	PX	-0.005	-0.005	0	0
73	SO3	PX	-0.007	-0.007	0	0
74	SO2	PX	-0.007	-0.007	0	0
75	SO1	PX	-0.007	-0.007	0	0
76	RPL6	PX	-0.016	-0.016	0	0
77	RPL5	PX	-0.016	-0.016	0	0
78	RPL4	PX	-0.016	-0.016	0	0



**Member Distributed Loads (BLC 5 : Wind Load (60)) (Continued)**

Member Label	Direction	Start Magnitude[k/ft. ...	End Magnitude[k/ft.F...	Start Location[ft.%]	End Location[ft.%]	
79	RPL3	PX	-0.016	-0.016	0	0
80	RPL2	PX	-0.016	-0.016	0	0
81	RPL1	PX	-0.016	-0.016	0	0
82	RCORNER3	PX	-0.007	-0.007	0	0
83	RCORNER2	PX	-0.007	-0.007	0	0
84	RCORNER1	PX	-0.007	-0.007	0	0
85	RAIL3	PX	-0.005	-0.005	0	0
86	RAIL2	PX	-0.005	-0.005	0	0
87	RAIL1	PX	-0.002	-0.002	0	0
88	PLATE12	PX	-0.016	-0.016	0	0
89	PLATE11	PX	-0.016	-0.016	0	0
90	PLATE10	PX	-0.016	-0.016	0	0
91	PLATE9	PX	-0.016	-0.016	0	0
92	PLATE8	PX	-0.016	-0.016	0	0
93	PLATE7	PX	-0.016	-0.016	0	0
94	PLATE6	PX	-0.016	-0.016	0	0
95	PLATE5	PX	-0.016	-0.016	0	0
96	PLATE4	PX	-0.016	-0.016	0	0
97	PLATE3	PX	-0.016	-0.016	0	0
98	PLATE2	PX	-0.016	-0.016	0	0
99	PLATE1	PX	-0.016	-0.016	0	0
100	MP GAMMA4	PX	-0.009	-0.009	0	0
101	MP GAMMA3	PX	-0.009	-0.009	0	0
102	MP GAMMA2	PX	-0.009	-0.009	0	0
103	MP GAMMA1	PX	-0.009	-0.009	0	0
104	MP BETA4	PX	-0.009	-0.009	0	0
105	MP BETA3	PX	-0.009	-0.009	0	0
106	MP BETA2	PX	-0.009	-0.009	0	0
107	MP BETA1	PX	-0.009	-0.009	0	0
108	MP ALPHA4	PX	-0.009	-0.009	0	0
109	MP ALPHA3	PX	-0.009	-0.009	0	0
110	MP ALPHA2	PX	-0.009	-0.009	0	0
111	MP ALPHA1	PX	-0.009	-0.009	0	0
112	KICKER3	PX	-0.007	-0.007	0	0
113	KICKER2	PX	-0.007	-0.007	0	0
114	KICKER1	PX	-0.007	-0.007	0	0
115	FACE3	PX	-0.007	-0.007	0	0
116	FACE2	PX	-0.007	-0.007	0	0
117	FACE1	PX	-0.003	-0.003	0	0
118	CR3B	PX	-0.007	-0.007	0	0
119	CR3A	PX	-0.007	-0.007	0	0
120	CR2B	PX	-0.007	-0.007	0	0
121	CR2A	PX	-0.007	-0.007	0	0
122	CR1B	PX	-0.007	-0.007	0	0
123	CR1A	PX	-0.007	-0.007	0	0
124	CPL6	PX	-0.016	-0.016	0	0
125	CPL5	PX	-0.016	-0.016	0	0
126	CPL4	PX	-0.016	-0.016	0	0
127	CPL3	PX	-0.016	-0.016	0	0
128	CPL2	PX	-0.016	-0.016	0	0
129	CPL1	PX	-0.016	-0.016	0	0
130	CORNER3	PX	-0.016	-0.016	0	0
131	CORNER2	PX	-0.016	-0.016	0	0
132	CORNER1	PX	-0.016	-0.016	0	0

**Member Distributed Loads (BLC 6 : Wind Load (90))**

Member Label	Direction	Start Magnitude[k/ft. ...	End Magnitude[k/ft.F...	Start Location[ft.%]	End Location[ft.%]
--------------	-----------	---------------------------	-------------------------	----------------------	--------------------



Company : POD Group  
 Designer : YC  
 Job Number : 22-139020  
 Model Name : 302496

Sept 2, 2022  
 1:52 PM  
 Checked By: \_\_\_\_\_

**Member Distributed Loads (BLC 6 : Wind Load (90)) (Continued)**

	Member Label	Direction	Start Magnitude[k/ft,...	End Magnitude[k/ft,F...	Start Location[ft, %]	End Location[ft, %]
1	SUP3B	PX	-0.006	-0.006	0	0
2	SUP3A	PX	-0.006	-0.006	0	0
3	SUP2B	PX	-0.006	-0.006	0	0
4	SUP2A	PX	-0.006	-0.006	0	0
5	SUP1B	PX	-0.006	-0.006	0	0
6	SUP1A	PX	-0.006	-0.006	0	0
7	SO3	PX	-0.008	-0.008	0	0
8	SO2	PX	-0.008	-0.008	0	0
9	SO1	PX	-0.008	-0.008	0	0
10	RPL6	PX	-0.018	-0.018	0	0
11	RPL5	PX	-0.018	-0.018	0	0
12	RPL4	PX	-0.018	-0.018	0	0
13	RPL3	PX	-0.018	-0.018	0	0
14	RPL2	PX	-0.018	-0.018	0	0
15	RPL1	PX	-0.018	-0.018	0	0
16	RCORNER3	PX	-0.008	-0.008	0	0
17	RCORNER2	PX	-0.008	-0.008	0	0
18	RCORNER1	PX	-0.008	-0.008	0	0
19	RAIL1	PX	-0.005	-0.005	0	0
20	RAIL3	PX	-0.005	-0.005	0	0
21	RAIL2	PX	-0.003	-0.003	0	0
22	PLATE12	PX	-0.018	-0.018	0	0
23	PLATE11	PX	-0.018	-0.018	0	0
24	PLATE10	PX	-0.018	-0.018	0	0
25	PLATE9	PX	-0.018	-0.018	0	0
26	PLATE8	PX	-0.018	-0.018	0	0
27	PLATE7	PX	-0.018	-0.018	0	0
28	PLATE6	PX	-0.018	-0.018	0	0
29	PLATE5	PX	-0.018	-0.018	0	0
30	PLATE4	PX	-0.018	-0.018	0	0
31	PLATE3	PX	-0.018	-0.018	0	0
32	PLATE2	PX	-0.018	-0.018	0	0
33	PLATE1	PX	-0.018	-0.018	0	0
34	MP GAMMA4	PX	-0.011	-0.011	0	0
35	MP GAMMA3	PX	-0.011	-0.011	0	0
36	MP GAMMA2	PX	-0.011	-0.011	0	0
37	MP GAMMA1	PX	-0.011	-0.011	0	0
38	MP BETA4	PX	-0.011	-0.011	0	0
39	MP BETA3	PX	-0.011	-0.011	0	0
40	MP BETA2	PX	-0.011	-0.011	0	0
41	MP BETA1	PX	-0.011	-0.011	0	0
42	MP ALPHA4	PX	-0.011	-0.011	0	0
43	MP ALPHA3	PX	-0.011	-0.011	0	0
44	MP ALPHA2	PX	-0.011	-0.011	0	0
45	MP ALPHA1	PX	-0.011	-0.011	0	0
46	KICKER3	PX	-0.008	-0.008	0	0
47	KICKER2	PX	-0.008	-0.008	0	0
48	KICKER1	PX	-0.008	-0.008	0	0
49	FACE1	PX	-0.008	-0.008	0	0
50	FACE3	PX	-0.008	-0.008	0	0
51	FACE2	PX	-0.004	-0.004	0	0
52	CR3B	PX	-0.008	-0.008	0	0
53	CR3A	PX	-0.008	-0.008	0	0
54	CR2B	PX	-0.008	-0.008	0	0
55	CR2A	PX	-0.008	-0.008	0	0
56	CR1B	PX	-0.008	-0.008	0	0
57	CR1A	PX	-0.008	-0.008	0	0



Company : POD Group  
 Designer : YC  
 Job Number : 22-139020  
 Model Name : 302496

Sept 2, 2022  
 1:52 PM  
 Checked By: \_\_\_\_\_

**Member Distributed Loads (BLC 6 : Wind Load (90)) (Continued)**

	Member Label	Direction	Start Magnitude[k/ft....	End Magnitude[k/ft.F...	Start Location[ft.%]	End Location[ft.%]
58	CPL6	PX	-.018	-.018	0	0
59	CPL5	PX	-.018	-.018	0	0
60	CPL4	PX	-.018	-.018	0	0
61	CPL3	PX	-.018	-.018	0	0
62	CPL2	PX	-.018	-.018	0	0
63	CPL1	PX	-.018	-.018	0	0
64	CORNER3	PX	-.018	-.018	0	0
65	CORNER2	PX	-.018	-.018	0	0
66	CORNER1	PX	-.018	-.018	0	0

**Member Distributed Loads (BLC 7 : Wind Load (120))**

	Member Label	Direction	Start Magnitude[k/ft....	End Magnitude[k/ft.F...	Start Location[ft.%]	End Location[ft.%]
1	SUP3B	PY	.003	.003	0	0
2	SUP3A	PY	.003	.003	0	0
3	SUP2B	PY	.003	.003	0	0
4	SUP2A	PY	.003	.003	0	0
5	SUP1B	PY	.003	.003	0	0
6	SUP1A	PY	.003	.003	0	0
7	SO3	PY	.004	.004	0	0
8	SO2	PY	.004	.004	0	0
9	SO1	PY	.004	.004	0	0
10	RPL6	PY	.009	.009	0	0
11	RPL5	PY	.009	.009	0	0
12	RPL4	PY	.009	.009	0	0
13	RPL3	PY	.009	.009	0	0
14	RPL2	PY	.009	.009	0	0
15	RPL1	PY	.009	.009	0	0
16	RCORNER3	PY	.004	.004	0	0
17	RCORNER2	PY	.004	.004	0	0
18	RCORNER1	PY	.004	.004	0	0
19	RAIL1	PY	.003	.003	0	0
20	RAIL3	PY	.003	.003	0	0
21	RAIL2	PY	.001	.001	0	0
22	PLATE12	PY	.009	.009	0	0
23	PLATE11	PY	.009	.009	0	0
24	PLATE10	PY	.009	.009	0	0
25	PLATE9	PY	.009	.009	0	0
26	PLATE8	PY	.009	.009	0	0
27	PLATE7	PY	.009	.009	0	0
28	PLATE6	PY	.009	.009	0	0
29	PLATE5	PY	.009	.009	0	0
30	PLATE4	PY	.009	.009	0	0
31	PLATE3	PY	.009	.009	0	0
32	PLATE2	PY	.009	.009	0	0
33	PLATE1	PY	.009	.009	0	0
34	MP GAMMA4	PY	.005	.005	0	0
35	MP GAMMA3	PY	.005	.005	0	0
36	MP GAMMA2	PY	.005	.005	0	0
37	MP GAMMA1	PY	.005	.005	0	0
38	MP BETA4	PY	.005	.005	0	0
39	MP BETA3	PY	.005	.005	0	0
40	MP BETA2	PY	.005	.005	0	0
41	MP BETA1	PY	.005	.005	0	0
42	MP ALPHA4	PY	.005	.005	0	0
43	MP ALPHA3	PY	.005	.005	0	0
44	MP ALPHA2	PY	.005	.005	0	0



Company : POD Group  
 Designer : YC  
 Job Number : 22-139020  
 Model Name : 302496

Sept 2, 2022  
 1:52 PM  
 Checked By: \_\_\_\_\_

**Member Distributed Loads (BLC 7 : Wind Load (120)) (Continued)**

	Member Label	Direction	Start Magnitude[k/ft,...	End Magnitude[k/ft,F...	Start Location[ft, %]	End Location[ft, %]
45	MP ALPHA1	PY	.005	.005	0	0
46	KICKER3	PY	.004	.004	0	0
47	KICKER2	PY	.004	.004	0	0
48	KICKER1	PY	.004	.004	0	0
49	FACE1	PY	.004	.004	0	0
50	FACE3	PY	.004	.004	0	0
51	FACE2	PY	.002	.002	0	0
52	CR3B	PY	.004	.004	0	0
53	CR3A	PY	.004	.004	0	0
54	CR2B	PY	.004	.004	0	0
55	CR2A	PY	.004	.004	0	0
56	CR1B	PY	.004	.004	0	0
57	CR1A	PY	.004	.004	0	0
58	CPL6	PY	.009	.009	0	0
59	CPL5	PY	.009	.009	0	0
60	CPL4	PY	.009	.009	0	0
61	CPL3	PY	.009	.009	0	0
62	CPL2	PY	.009	.009	0	0
63	CPL1	PY	.009	.009	0	0
64	CORNER3	PY	.009	.009	0	0
65	CORNER2	PY	.009	.009	0	0
66	CORNER1	PY	.009	.009	0	0
67	SUP3B	PX	-.005	-.005	0	0
68	SUP3A	PX	-.005	-.005	0	0
69	SUP2B	PX	-.005	-.005	0	0
70	SUP2A	PX	-.005	-.005	0	0
71	SUP1B	PX	-.005	-.005	0	0
72	SUP1A	PX	-.005	-.005	0	0
73	SO3	PX	-.007	-.007	0	0
74	SO2	PX	-.007	-.007	0	0
75	SO1	PX	-.007	-.007	0	0
76	RPL6	PX	-.016	-.016	0	0
77	RPL5	PX	-.016	-.016	0	0
78	RPL4	PX	-.016	-.016	0	0
79	RPL3	PX	-.016	-.016	0	0
80	RPL2	PX	-.016	-.016	0	0
81	RPL1	PX	-.016	-.016	0	0
82	RCORNER3	PX	-.007	-.007	0	0
83	RCORNER2	PX	-.007	-.007	0	0
84	RCORNER1	PX	-.007	-.007	0	0
85	RAIL1	PX	-.005	-.005	0	0
86	RAIL3	PX	-.005	-.005	0	0
87	RAIL2	PX	-.002	-.002	0	0
88	PLATE12	PX	-.016	-.016	0	0
89	PLATE11	PX	-.016	-.016	0	0
90	PLATE10	PX	-.016	-.016	0	0
91	PLATE9	PX	-.016	-.016	0	0
92	PLATE8	PX	-.016	-.016	0	0
93	PLATE7	PX	-.016	-.016	0	0
94	PLATE6	PX	-.016	-.016	0	0
95	PLATE5	PX	-.016	-.016	0	0
96	PLATE4	PX	-.016	-.016	0	0
97	PLATE3	PX	-.016	-.016	0	0
98	PLATE2	PX	-.016	-.016	0	0
99	PLATE1	PX	-.016	-.016	0	0
100	MP GAMMA4	PX	-.009	-.009	0	0
101	MP GAMMA3	PX	-.009	-.009	0	0





Company : POD Group  
 Designer : YC  
 Job Number : 22-139020  
 Model Name : 302496

Sept 2, 2022  
 1:52 PM  
 Checked By: \_\_\_\_\_

**Member Distributed Loads (BLC 7 : Wind Load (120)) (Continued)**

	Member Label	Direction	Start Magnitude[k/ft....	End Magnitude[k/ft.F...	Start Location[ft, %]	End Location[ft, %]
102	MP GAMMA2	PX	-0.009	-0.009	0	0
103	MP GAMMA1	PX	-0.009	-0.009	0	0
104	MP BETA4	PX	-0.009	-0.009	0	0
105	MP BETA3	PX	-0.009	-0.009	0	0
106	MP BETA2	PX	-0.009	-0.009	0	0
107	MP BETA1	PX	-0.009	-0.009	0	0
108	MP ALPHA4	PX	-0.009	-0.009	0	0
109	MP ALPHA3	PX	-0.009	-0.009	0	0
110	MP ALPHA2	PX	-0.009	-0.009	0	0
111	MP ALPHA1	PX	-0.009	-0.009	0	0
112	KICKER3	PX	-0.007	-0.007	0	0
113	KICKER2	PX	-0.007	-0.007	0	0
114	KICKER1	PX	-0.007	-0.007	0	0
115	FACE1	PX	-0.007	-0.007	0	0
116	FACE3	PX	-0.007	-0.007	0	0
117	FACE2	PX	-0.003	-0.003	0	0
118	CR3B	PX	-0.007	-0.007	0	0
119	CR3A	PX	-0.007	-0.007	0	0
120	CR2B	PX	-0.007	-0.007	0	0
121	CR2A	PX	-0.007	-0.007	0	0
122	CR1B	PX	-0.007	-0.007	0	0
123	CR1A	PX	-0.007	-0.007	0	0
124	CPL6	PX	-0.016	-0.016	0	0
125	CPL5	PX	-0.016	-0.016	0	0
126	CPL4	PX	-0.016	-0.016	0	0
127	CPL3	PX	-0.016	-0.016	0	0
128	CPL2	PX	-0.016	-0.016	0	0
129	CPL1	PX	-0.016	-0.016	0	0
130	CORNER3	PX	-0.016	-0.016	0	0
131	CORNER2	PX	-0.016	-0.016	0	0
132	CORNER1	PX	-0.016	-0.016	0	0

**Member Distributed Loads (BLC 8 : Wind Load (150))**

	Member Label	Direction	Start Magnitude[k/ft....	End Magnitude[k/ft.F...	Start Location[ft, %]	End Location[ft, %]
1	SUP3B	PY	.005	.005	0	0
2	SUP3A	PY	.005	.005	0	0
3	SUP2B	PY	.005	.005	0	0
4	SUP2A	PY	.005	.005	0	0
5	SUP1B	PY	.005	.005	0	0
6	SUP1A	PY	.005	.005	0	0
7	SO3	PY	.007	.007	0	0
8	SO2	PY	.007	.007	0	0
9	SO1	PY	.007	.007	0	0
10	RPL6	PY	.016	.016	0	0
11	RPL5	PY	.016	.016	0	0
12	RPL4	PY	.016	.016	0	0
13	RPL3	PY	.016	.016	0	0
14	RPL2	PY	.016	.016	0	0
15	RPL1	PY	.016	.016	0	0
16	RCORNER3	PY	.007	.007	0	0
17	RCORNER2	PY	.007	.007	0	0
18	RCORNER1	PY	.007	.007	0	0
19	RAIL1	PY	.005	.005	0	0
20	RAIL3	PY	.005	.005	0	0
21	RAIL2	PY	.002	.002	0	0
22	PLATE12	PY	.016	.016	0	0



Company : POD Group  
 Designer : YC  
 Job Number : 22-139020  
 Model Name : 302496

Sept 2, 2022  
 1:52 PM  
 Checked By: \_\_\_\_\_

**Member Distributed Loads (BLC 8 : Wind Load (150)) (Continued)**

Member Label	Direction	Start Magnitude[k/ft,...	End Magnitude[k/ft,F...	Start Location[ft, %]	End Location[ft, %]	
23	PLATE11	PY	.016	.016	0	0
24	PLATE10	PY	.016	.016	0	0
25	PLATE9	PY	.016	.016	0	0
26	PLATE8	PY	.016	.016	0	0
27	PLATE7	PY	.016	.016	0	0
28	PLATE6	PY	.016	.016	0	0
29	PLATE5	PY	.016	.016	0	0
30	PLATE4	PY	.016	.016	0	0
31	PLATE3	PY	.016	.016	0	0
32	PLATE2	PY	.016	.016	0	0
33	PLATE1	PY	.016	.016	0	0
34	MP GAMMA4	PY	.009	.009	0	0
35	MP GAMMA3	PY	.009	.009	0	0
36	MP GAMMA2	PY	.009	.009	0	0
37	MP GAMMA1	PY	.009	.009	0	0
38	MP BETA4	PY	.009	.009	0	0
39	MP BETA3	PY	.009	.009	0	0
40	MP BETA2	PY	.009	.009	0	0
41	MP BETA1	PY	.009	.009	0	0
42	MP ALPHA4	PY	.009	.009	0	0
43	MP ALPHA3	PY	.009	.009	0	0
44	MP ALPHA2	PY	.009	.009	0	0
45	MP ALPHA1	PY	.009	.009	0	0
46	KICKER3	PY	.007	.007	0	0
47	KICKER2	PY	.007	.007	0	0
48	KICKER1	PY	.007	.007	0	0
49	FACE1	PY	.007	.007	0	0
50	FACE3	PY	.007	.007	0	0
51	FACE2	PY	.003	.003	0	0
52	CR3B	PY	.007	.007	0	0
53	CR3A	PY	.007	.007	0	0
54	CR2B	PY	.007	.007	0	0
55	CR2A	PY	.007	.007	0	0
56	CR1B	PY	.007	.007	0	0
57	CR1A	PY	.007	.007	0	0
58	CPL6	PY	.016	.016	0	0
59	CPL5	PY	.016	.016	0	0
60	CPL4	PY	.016	.016	0	0
61	CPL3	PY	.016	.016	0	0
62	CPL2	PY	.016	.016	0	0
63	CPL1	PY	.016	.016	0	0
64	CORNER3	PY	.016	.016	0	0
65	CORNER2	PY	.016	.016	0	0
66	CORNER1	PY	.016	.016	0	0
67	SUP3B	PX	-.003	-.003	0	0
68	SUP3A	PX	-.003	-.003	0	0
69	SUP2B	PX	-.003	-.003	0	0
70	SUP2A	PX	-.003	-.003	0	0
71	SUP1B	PX	-.003	-.003	0	0
72	SUP1A	PX	-.003	-.003	0	0
73	SO3	PX	-.004	-.004	0	0
74	SO2	PX	-.004	-.004	0	0
75	SO1	PX	-.004	-.004	0	0
76	RPL6	PX	-.009	-.009	0	0
77	RPL5	PX	-.009	-.009	0	0
78	RPL4	PX	-.009	-.009	0	0
79	RPL3	PX	-.009	-.009	0	0



Company : POD Group  
 Designer : YC  
 Job Number : 22-139020  
 Model Name : 302496

Sept 2, 2022  
 1:52 PM  
 Checked By: \_\_\_\_\_

**Member Distributed Loads (BLC 8 : Wind Load (150)) (Continued)**

Member Label	Direction	Start Magnitude[k/ft....	End Magnitude[k/ft.F...	Start Location[ft, %]	End Location[ft, %]	
80	RPL2	PX	-0.009	-0.009	0	0
81	RPL1	PX	-0.009	-0.009	0	0
82	RCORNER3	PX	-0.004	-0.004	0	0
83	RCORNER2	PX	-0.004	-0.004	0	0
84	RCORNER1	PX	-0.004	-0.004	0	0
85	RAIL1	PX	-0.003	-0.003	0	0
86	RAIL3	PX	-0.003	-0.003	0	0
87	RAIL2	PX	-0.001	-0.001	0	0
88	PLATE12	PX	-0.009	-0.009	0	0
89	PLATE11	PX	-0.009	-0.009	0	0
90	PLATE10	PX	-0.009	-0.009	0	0
91	PLATE9	PX	-0.009	-0.009	0	0
92	PLATE8	PX	-0.009	-0.009	0	0
93	PLATE7	PX	-0.009	-0.009	0	0
94	PLATE6	PX	-0.009	-0.009	0	0
95	PLATE5	PX	-0.009	-0.009	0	0
96	PLATE4	PX	-0.009	-0.009	0	0
97	PLATE3	PX	-0.009	-0.009	0	0
98	PLATE2	PX	-0.009	-0.009	0	0
99	PLATE1	PX	-0.009	-0.009	0	0
100	MP GAMMA4	PX	-0.005	-0.005	0	0
101	MP GAMMA3	PX	-0.005	-0.005	0	0
102	MP GAMMA2	PX	-0.005	-0.005	0	0
103	MP GAMMA1	PX	-0.005	-0.005	0	0
104	MP BETA4	PX	-0.005	-0.005	0	0
105	MP BETA3	PX	-0.005	-0.005	0	0
106	MP BETA2	PX	-0.005	-0.005	0	0
107	MP BETA1	PX	-0.005	-0.005	0	0
108	MP ALPHA4	PX	-0.005	-0.005	0	0
109	MP ALPHA3	PX	-0.005	-0.005	0	0
110	MP ALPHA2	PX	-0.005	-0.005	0	0
111	MP ALPHA1	PX	-0.005	-0.005	0	0
112	KICKER3	PX	-0.004	-0.004	0	0
113	KICKER2	PX	-0.004	-0.004	0	0
114	KICKER1	PX	-0.004	-0.004	0	0
115	FACE1	PX	-0.004	-0.004	0	0
116	FACE3	PX	-0.004	-0.004	0	0
117	FACE2	PX	-0.002	-0.002	0	0
118	CR3B	PX	-0.004	-0.004	0	0
119	CR3A	PX	-0.004	-0.004	0	0
120	CR2B	PX	-0.004	-0.004	0	0
121	CR2A	PX	-0.004	-0.004	0	0
122	CR1B	PX	-0.004	-0.004	0	0
123	CR1A	PX	-0.004	-0.004	0	0
124	CPL6	PX	-0.009	-0.009	0	0
125	CPL5	PX	-0.009	-0.009	0	0
126	CPL4	PX	-0.009	-0.009	0	0
127	CPL3	PX	-0.009	-0.009	0	0
128	CPL2	PX	-0.009	-0.009	0	0
129	CPL1	PX	-0.009	-0.009	0	0
130	CORNER3	PX	-0.009	-0.009	0	0
131	CORNER2	PX	-0.009	-0.009	0	0
132	CORNER1	PX	-0.009	-0.009	0	0

**Member Distributed Loads (BLC 9 : Wind Load (180))**

Member Label	Direction	Start Magnitude[k/ft....	End Magnitude[k/ft.F...	Start Location[ft, %]	End Location[ft, %]
--------------	-----------	--------------------------	-------------------------	-----------------------	---------------------



Company : POD Group  
 Designer : YC  
 Job Number : 22-139020  
 Model Name : 302496

Sept 2, 2022  
 1:52 PM  
 Checked By: \_\_\_\_\_

**Member Distributed Loads (BLC 9 : Wind Load (180)) (Continued)**

Member Label	Direction	Start Magnitude[k/ft,...	End Magnitude[k/ft,F...	Start Location[ft, %]	End Location[ft, %]	
1	SUP3B	PY	.006	.006	0	0
2	SUP3A	PY	.006	.006	0	0
3	SUP2B	PY	.006	.006	0	0
4	SUP2A	PY	.006	.006	0	0
5	SUP1B	PY	.006	.006	0	0
6	SUP1A	PY	.006	.006	0	0
7	SO3	PY	.008	.008	0	0
8	SO2	PY	.008	.008	0	0
9	SO1	PY	.008	.008	0	0
10	RPL6	PY	.018	.018	0	0
11	RPL5	PY	.018	.018	0	0
12	RPL4	PY	.018	.018	0	0
13	RPL3	PY	.018	.018	0	0
14	RPL2	PY	.018	.018	0	0
15	RPL1	PY	.018	.018	0	0
16	RCORNER3	PY	.008	.008	0	0
17	RCORNER2	PY	.008	.008	0	0
18	RCORNER1	PY	.008	.008	0	0
19	RAIL1	PY	.005	.005	0	0
20	RAIL3	PY	.005	.005	0	0
21	RAIL2	PY	.003	.003	0	0
22	PLATE12	PY	.018	.018	0	0
23	PLATE11	PY	.018	.018	0	0
24	PLATE10	PY	.018	.018	0	0
25	PLATE9	PY	.018	.018	0	0
26	PLATE8	PY	.018	.018	0	0
27	PLATE7	PY	.018	.018	0	0
28	PLATE6	PY	.018	.018	0	0
29	PLATE5	PY	.018	.018	0	0
30	PLATE4	PY	.018	.018	0	0
31	PLATE3	PY	.018	.018	0	0
32	PLATE2	PY	.018	.018	0	0
33	PLATE1	PY	.018	.018	0	0
34	MP GAMMA4	PY	.011	.011	0	0
35	MP GAMMA3	PY	.011	.011	0	0
36	MP GAMMA2	PY	.011	.011	0	0
37	MP GAMMA1	PY	.011	.011	0	0
38	MP BETA4	PY	.011	.011	0	0
39	MP BETA3	PY	.011	.011	0	0
40	MP BETA2	PY	.011	.011	0	0
41	MP BETA1	PY	.011	.011	0	0
42	MP ALPHA4	PY	.011	.011	0	0
43	MP ALPHA3	PY	.011	.011	0	0
44	MP ALPHA2	PY	.011	.011	0	0
45	MP ALPHA1	PY	.011	.011	0	0
46	KICKER3	PY	.008	.008	0	0
47	KICKER2	PY	.008	.008	0	0
48	KICKER1	PY	.008	.008	0	0
49	FACE1	PY	.008	.008	0	0
50	FACE3	PY	.008	.008	0	0
51	FACE2	PY	.004	.004	0	0
52	CR3B	PY	.008	.008	0	0
53	CR3A	PY	.008	.008	0	0
54	CR2B	PY	.008	.008	0	0
55	CR2A	PY	.008	.008	0	0
56	CR1B	PY	.008	.008	0	0
57	CR1A	PY	.008	.008	0	0



Company : POD Group  
 Designer : YC  
 Job Number : 22-139020  
 Model Name : 302496

Sept 2, 2022  
 1:52 PM  
 Checked By: \_\_\_\_\_

**Member Distributed Loads (BLC 9 : Wind Load (180)) (Continued)**

	Member Label	Direction	Start Magnitude[k/ft....	End Magnitude[k/ft.F...	Start Location[ft.%]	End Location[ft.%]
58	CPL6	PY	.018	.018	0	0
59	CPL5	PY	.018	.018	0	0
60	CPL4	PY	.018	.018	0	0
61	CPL3	PY	.018	.018	0	0
62	CPL2	PY	.018	.018	0	0
63	CPL1	PY	.018	.018	0	0
64	CORNER3	PY	.018	.018	0	0
65	CORNER2	PY	.018	.018	0	0
66	CORNER1	PY	.018	.018	0	0

**Member Distributed Loads (BLC 10 : Wind Load (210))**

	Member Label	Direction	Start Magnitude[k/ft....	End Magnitude[k/ft.F...	Start Location[ft.%]	End Location[ft.%]
1	SUP3B	PY	.005	.005	0	0
2	SUP3A	PY	.005	.005	0	0
3	SUP2B	PY	.005	.005	0	0
4	SUP2A	PY	.005	.005	0	0
5	SUP1B	PY	.005	.005	0	0
6	SUP1A	PY	.005	.005	0	0
7	SO3	PY	.007	.007	0	0
8	SO2	PY	.007	.007	0	0
9	SO1	PY	.007	.007	0	0
10	RPL6	PY	.016	.016	0	0
11	RPL5	PY	.016	.016	0	0
12	RPL4	PY	.016	.016	0	0
13	RPL3	PY	.016	.016	0	0
14	RPL2	PY	.016	.016	0	0
15	RPL1	PY	.016	.016	0	0
16	RCORNER3	PY	.007	.007	0	0
17	RCORNER2	PY	.007	.007	0	0
18	RCORNER1	PY	.007	.007	0	0
19	RAIL1	PY	.005	.005	0	0
20	RAIL2	PY	.005	.005	0	0
21	RAIL3	PY	.002	.002	0	0
22	PLATE12	PY	.016	.016	0	0
23	PLATE11	PY	.016	.016	0	0
24	PLATE10	PY	.016	.016	0	0
25	PLATE9	PY	.016	.016	0	0
26	PLATE8	PY	.016	.016	0	0
27	PLATE7	PY	.016	.016	0	0
28	PLATE6	PY	.016	.016	0	0
29	PLATE5	PY	.016	.016	0	0
30	PLATE4	PY	.016	.016	0	0
31	PLATE3	PY	.016	.016	0	0
32	PLATE2	PY	.016	.016	0	0
33	PLATE1	PY	.016	.016	0	0
34	MP GAMMA4	PY	.009	.009	0	0
35	MP GAMMA3	PY	.009	.009	0	0
36	MP GAMMA2	PY	.009	.009	0	0
37	MP GAMMA1	PY	.009	.009	0	0
38	MP BETA4	PY	.009	.009	0	0
39	MP BETA3	PY	.009	.009	0	0
40	MP BETA2	PY	.009	.009	0	0
41	MP BETA1	PY	.009	.009	0	0
42	MP ALPHA4	PY	.009	.009	0	0
43	MP ALPHA3	PY	.009	.009	0	0
44	MP ALPHA2	PY	.009	.009	0	0



Company : POD Group  
 Designer : YC  
 Job Number : 22-139020  
 Model Name : 302496

Sept 2, 2022  
 1:52 PM  
 Checked By: \_\_\_\_\_

**Member Distributed Loads (BLC 10 : Wind Load (210)) (Continued)**

Member Label	Direction	Start Magnitude[k/ft,...	End Magnitude[k/ft,F...	Start Location[ft, %]	End Location[ft, %]	
45	MP ALPHA1	PY	.009	.009	0	0
46	KICKER3	PY	.007	.007	0	0
47	KICKER2	PY	.007	.007	0	0
48	KICKER1	PY	.007	.007	0	0
49	FACE1	PY	.007	.007	0	0
50	FACE2	PY	.007	.007	0	0
51	FACE3	PY	.003	.003	0	0
52	CR3B	PY	.007	.007	0	0
53	CR3A	PY	.007	.007	0	0
54	CR2B	PY	.007	.007	0	0
55	CR2A	PY	.007	.007	0	0
56	CR1B	PY	.007	.007	0	0
57	CR1A	PY	.007	.007	0	0
58	CPL6	PY	.016	.016	0	0
59	CPL5	PY	.016	.016	0	0
60	CPL4	PY	.016	.016	0	0
61	CPL3	PY	.016	.016	0	0
62	CPL2	PY	.016	.016	0	0
63	CPL1	PY	.016	.016	0	0
64	CORNER3	PY	.016	.016	0	0
65	CORNER2	PY	.016	.016	0	0
66	CORNER1	PY	.016	.016	0	0
67	SUP3B	PX	.003	.003	0	0
68	SUP3A	PX	.003	.003	0	0
69	SUP2B	PX	.003	.003	0	0
70	SUP2A	PX	.003	.003	0	0
71	SUP1B	PX	.003	.003	0	0
72	SUP1A	PX	.003	.003	0	0
73	SO3	PX	.004	.004	0	0
74	SO2	PX	.004	.004	0	0
75	SO1	PX	.004	.004	0	0
76	RPL6	PX	.009	.009	0	0
77	RPL5	PX	.009	.009	0	0
78	RPL4	PX	.009	.009	0	0
79	RPL3	PX	.009	.009	0	0
80	RPL2	PX	.009	.009	0	0
81	RPL1	PX	.009	.009	0	0
82	RCORNER3	PX	.004	.004	0	0
83	RCORNER2	PX	.004	.004	0	0
84	RCORNER1	PX	.004	.004	0	0
85	RAIL1	PX	.003	.003	0	0
86	RAIL2	PX	.003	.003	0	0
87	RAIL3	PX	.001	.001	0	0
88	PLATE12	PX	.009	.009	0	0
89	PLATE11	PX	.009	.009	0	0
90	PLATE10	PX	.009	.009	0	0
91	PLATE9	PX	.009	.009	0	0
92	PLATE8	PX	.009	.009	0	0
93	PLATE7	PX	.009	.009	0	0
94	PLATE6	PX	.009	.009	0	0
95	PLATE5	PX	.009	.009	0	0
96	PLATE4	PX	.009	.009	0	0
97	PLATE3	PX	.009	.009	0	0
98	PLATE2	PX	.009	.009	0	0
99	PLATE1	PX	.009	.009	0	0
100	MP GAMMA4	PX	.005	.005	0	0
101	MP GAMMA3	PX	.005	.005	0	0



Company : POD Group  
 Designer : YC  
 Job Number : 22-139020  
 Model Name : 302496

Sept 2, 2022  
 1:52 PM  
 Checked By: \_\_\_\_\_

**Member Distributed Loads (BLC 10 : Wind Load (210)) (Continued)**

Member Label	Direction	Start Magnitude[k/ft....	End Magnitude[k/ft.F...	Start Location[ft.%,]	End Location[ft.%,]	
102	MP GAMMA2	PX	.005	.005	0	0
103	MP GAMMA1	PX	.005	.005	0	0
104	MP BETA4	PX	.005	.005	0	0
105	MP BETA3	PX	.005	.005	0	0
106	MP BETA2	PX	.005	.005	0	0
107	MP BETA1	PX	.005	.005	0	0
108	MP ALPHA4	PX	.005	.005	0	0
109	MP ALPHA3	PX	.005	.005	0	0
110	MP ALPHA2	PX	.005	.005	0	0
111	MP ALPHA1	PX	.005	.005	0	0
112	KICKER3	PX	.004	.004	0	0
113	KICKER2	PX	.004	.004	0	0
114	KICKER1	PX	.004	.004	0	0
115	FACE1	PX	.004	.004	0	0
116	FACE2	PX	.004	.004	0	0
117	FACE3	PX	.002	.002	0	0
118	CR3B	PX	.004	.004	0	0
119	CR3A	PX	.004	.004	0	0
120	CR2B	PX	.004	.004	0	0
121	CR2A	PX	.004	.004	0	0
122	CR1B	PX	.004	.004	0	0
123	CR1A	PX	.004	.004	0	0
124	CPL6	PX	.009	.009	0	0
125	CPL5	PX	.009	.009	0	0
126	CPL4	PX	.009	.009	0	0
127	CPL3	PX	.009	.009	0	0
128	CPL2	PX	.009	.009	0	0
129	CPL1	PX	.009	.009	0	0
130	CORNER3	PX	.009	.009	0	0
131	CORNER2	PX	.009	.009	0	0
132	CORNER1	PX	.009	.009	0	0

**Member Distributed Loads (BLC 11 : Wind Load (240))**

Member Label	Direction	Start Magnitude[k/ft....	End Magnitude[k/ft.F...	Start Location[ft.%,]	End Location[ft.%,]	
1	SUP3B	PY	.003	.003	0	0
2	SUP3A	PY	.003	.003	0	0
3	SUP2B	PY	.003	.003	0	0
4	SUP2A	PY	.003	.003	0	0
5	SUP1B	PY	.003	.003	0	0
6	SUP1A	PY	.003	.003	0	0
7	SO3	PY	.004	.004	0	0
8	SO2	PY	.004	.004	0	0
9	SO1	PY	.004	.004	0	0
10	RPL6	PY	.009	.009	0	0
11	RPL5	PY	.009	.009	0	0
12	RPL4	PY	.009	.009	0	0
13	RPL3	PY	.009	.009	0	0
14	RPL2	PY	.009	.009	0	0
15	RPL1	PY	.009	.009	0	0
16	RCORNER3	PY	.004	.004	0	0
17	RCORNER2	PY	.004	.004	0	0
18	RCORNER1	PY	.004	.004	0	0
19	RAIL1	PY	.003	.003	0	0
20	RAIL2	PY	.003	.003	0	0
21	RAIL3	PY	.001	.001	0	0
22	PLATE12	PY	.009	.009	0	0



Company : POD Group  
 Designer : YC  
 Job Number : 22-139020  
 Model Name : 302496

Sept 2, 2022  
 1:52 PM  
 Checked By: \_\_\_\_\_

**Member Distributed Loads (BLC 11 : Wind Load (240)) (Continued)**

Member Label	Direction	Start Magnitude[k/ft....	End Magnitude[k/ft.F...	Start Location[ft.%,]	End Location[ft.%,]	
23	PLATE11	PY	.009	.009	0	0
24	PLATE10	PY	.009	.009	0	0
25	PLATE9	PY	.009	.009	0	0
26	PLATE8	PY	.009	.009	0	0
27	PLATE7	PY	.009	.009	0	0
28	PLATE6	PY	.009	.009	0	0
29	PLATE5	PY	.009	.009	0	0
30	PLATE4	PY	.009	.009	0	0
31	PLATE3	PY	.009	.009	0	0
32	PLATE2	PY	.009	.009	0	0
33	PLATE1	PY	.009	.009	0	0
34	MP GAMMA4	PY	.005	.005	0	0
35	MP GAMMA3	PY	.005	.005	0	0
36	MP GAMMA2	PY	.005	.005	0	0
37	MP GAMMA1	PY	.005	.005	0	0
38	MP BETA4	PY	.005	.005	0	0
39	MP BETA3	PY	.005	.005	0	0
40	MP BETA2	PY	.005	.005	0	0
41	MP BETA1	PY	.005	.005	0	0
42	MP ALPHA4	PY	.005	.005	0	0
43	MP ALPHA3	PY	.005	.005	0	0
44	MP ALPHA2	PY	.005	.005	0	0
45	MP ALPHA1	PY	.005	.005	0	0
46	KICKER3	PY	.004	.004	0	0
47	KICKER2	PY	.004	.004	0	0
48	KICKER1	PY	.004	.004	0	0
49	FACE1	PY	.004	.004	0	0
50	FACE2	PY	.004	.004	0	0
51	FACE3	PY	.002	.002	0	0
52	CR3B	PY	.004	.004	0	0
53	CR3A	PY	.004	.004	0	0
54	CR2B	PY	.004	.004	0	0
55	CR2A	PY	.004	.004	0	0
56	CR1B	PY	.004	.004	0	0
57	CR1A	PY	.004	.004	0	0
58	CPL6	PY	.009	.009	0	0
59	CPL5	PY	.009	.009	0	0
60	CPL4	PY	.009	.009	0	0
61	CPL3	PY	.009	.009	0	0
62	CPL2	PY	.009	.009	0	0
63	CPL1	PY	.009	.009	0	0
64	CORNER3	PY	.009	.009	0	0
65	CORNER2	PY	.009	.009	0	0
66	CORNER1	PY	.009	.009	0	0
67	SUP3B	PX	.005	.005	0	0
68	SUP3A	PX	.005	.005	0	0
69	SUP2B	PX	.005	.005	0	0
70	SUP2A	PX	.005	.005	0	0
71	SUP1B	PX	.005	.005	0	0
72	SUP1A	PX	.005	.005	0	0
73	SO3	PX	.007	.007	0	0
74	SO2	PX	.007	.007	0	0
75	SO1	PX	.007	.007	0	0
76	RPL6	PX	.016	.016	0	0
77	RPL5	PX	.016	.016	0	0
78	RPL4	PX	.016	.016	0	0
79	RPL3	PX	.016	.016	0	0





Company : POD Group  
 Designer : YC  
 Job Number : 22-139020  
 Model Name : 302496

Sept 2, 2022  
 1:52 PM  
 Checked By: \_\_\_\_\_

**Member Distributed Loads (BLC 11 : Wind Load (240)) (Continued)**

Member Label	Direction	Start Magnitude[k/ft,...	End Magnitude[k/ft,F...	Start Location[ft, %]	End Location[ft, %]	
80	RPL2	PX	.016	.016	0	0
81	RPL1	PX	.016	.016	0	0
82	RCORNER3	PX	.007	.007	0	0
83	RCORNER2	PX	.007	.007	0	0
84	RCORNER1	PX	.007	.007	0	0
85	RAIL1	PX	.005	.005	0	0
86	RAIL2	PX	.005	.005	0	0
87	RAIL3	PX	.002	.002	0	0
88	PLATE12	PX	.016	.016	0	0
89	PLATE11	PX	.016	.016	0	0
90	PLATE10	PX	.016	.016	0	0
91	PLATE9	PX	.016	.016	0	0
92	PLATE8	PX	.016	.016	0	0
93	PLATE7	PX	.016	.016	0	0
94	PLATE6	PX	.016	.016	0	0
95	PLATE5	PX	.016	.016	0	0
96	PLATE4	PX	.016	.016	0	0
97	PLATE3	PX	.016	.016	0	0
98	PLATE2	PX	.016	.016	0	0
99	PLATE1	PX	.016	.016	0	0
100	MP GAMMA4	PX	.009	.009	0	0
101	MP GAMMA3	PX	.009	.009	0	0
102	MP GAMMA2	PX	.009	.009	0	0
103	MP GAMMA1	PX	.009	.009	0	0
104	MP BETA4	PX	.009	.009	0	0
105	MP BETA3	PX	.009	.009	0	0
106	MP BETA2	PX	.009	.009	0	0
107	MP BETA1	PX	.009	.009	0	0
108	MP ALPHA4	PX	.009	.009	0	0
109	MP ALPHA3	PX	.009	.009	0	0
110	MP ALPHA2	PX	.009	.009	0	0
111	MP ALPHA1	PX	.009	.009	0	0
112	KICKER3	PX	.007	.007	0	0
113	KICKER2	PX	.007	.007	0	0
114	KICKER1	PX	.007	.007	0	0
115	FACE1	PX	.007	.007	0	0
116	FACE2	PX	.007	.007	0	0
117	FACE3	PX	.003	.003	0	0
118	CR3B	PX	.007	.007	0	0
119	CR3A	PX	.007	.007	0	0
120	CR2B	PX	.007	.007	0	0
121	CR2A	PX	.007	.007	0	0
122	CR1B	PX	.007	.007	0	0
123	CR1A	PX	.007	.007	0	0
124	CPL6	PX	.016	.016	0	0
125	CPL5	PX	.016	.016	0	0
126	CPL4	PX	.016	.016	0	0
127	CPL3	PX	.016	.016	0	0
128	CPL2	PX	.016	.016	0	0
129	CPL1	PX	.016	.016	0	0
130	CORNER3	PX	.016	.016	0	0
131	CORNER2	PX	.016	.016	0	0
132	CORNER1	PX	.016	.016	0	0

**Member Distributed Loads (BLC 12 : Wind Load (270))**

Member Label	Direction	Start Magnitude[k/ft,...	End Magnitude[k/ft,F...	Start Location[ft, %]	End Location[ft, %]
--------------	-----------	--------------------------	-------------------------	-----------------------	---------------------



Company : POD Group  
 Designer : YC  
 Job Number : 22-139020  
 Model Name : 302496

Sept 2, 2022  
 1:52 PM  
 Checked By: \_\_\_\_\_

**Member Distributed Loads (BLC 12 : Wind Load (270)) (Continued)**

	Member Label	Direction	Start Magnitude[k/ft,...	End Magnitude[k/ft,F...	Start Location[ft, %]	End Location[ft, %]
1	SUP3B	PX	.006	.006	0	0
2	SUP3A	PX	.006	.006	0	0
3	SUP2B	PX	.006	.006	0	0
4	SUP2A	PX	.006	.006	0	0
5	SUP1B	PX	.006	.006	0	0
6	SUP1A	PX	.006	.006	0	0
7	SO3	PX	.008	.008	0	0
8	SO2	PX	.008	.008	0	0
9	SO1	PX	.008	.008	0	0
10	RPL6	PX	.018	.018	0	0
11	RPL5	PX	.018	.018	0	0
12	RPL4	PX	.018	.018	0	0
13	RPL3	PX	.018	.018	0	0
14	RPL2	PX	.018	.018	0	0
15	RPL1	PX	.018	.018	0	0
16	RCORNER3	PX	.008	.008	0	0
17	RCORNER2	PX	.008	.008	0	0
18	RCORNER1	PX	.008	.008	0	0
19	RAIL1	PX	.005	.005	0	0
20	RAIL2	PX	.005	.005	0	0
21	RAIL3	PX	.003	.003	0	0
22	PLATE12	PX	.018	.018	0	0
23	PLATE11	PX	.018	.018	0	0
24	PLATE10	PX	.018	.018	0	0
25	PLATE9	PX	.018	.018	0	0
26	PLATE8	PX	.018	.018	0	0
27	PLATE7	PX	.018	.018	0	0
28	PLATE6	PX	.018	.018	0	0
29	PLATE5	PX	.018	.018	0	0
30	PLATE4	PX	.018	.018	0	0
31	PLATE3	PX	.018	.018	0	0
32	PLATE2	PX	.018	.018	0	0
33	PLATE1	PX	.018	.018	0	0
34	MP GAMMA4	PX	.011	.011	0	0
35	MP GAMMA3	PX	.011	.011	0	0
36	MP GAMMA2	PX	.011	.011	0	0
37	MP GAMMA1	PX	.011	.011	0	0
38	MP BETA4	PX	.011	.011	0	0
39	MP BETA3	PX	.011	.011	0	0
40	MP BETA2	PX	.011	.011	0	0
41	MP BETA1	PX	.011	.011	0	0
42	MP ALPHA4	PX	.011	.011	0	0
43	MP ALPHA3	PX	.011	.011	0	0
44	MP ALPHA2	PX	.011	.011	0	0
45	MP ALPHA1	PX	.011	.011	0	0
46	KICKER3	PX	.008	.008	0	0
47	KICKER2	PX	.008	.008	0	0
48	KICKER1	PX	.008	.008	0	0
49	FACE1	PX	.008	.008	0	0
50	FACE2	PX	.008	.008	0	0
51	FACE3	PX	.004	.004	0	0
52	CR3B	PX	.008	.008	0	0
53	CR3A	PX	.008	.008	0	0
54	CR2B	PX	.008	.008	0	0
55	CR2A	PX	.008	.008	0	0
56	CR1B	PX	.008	.008	0	0
57	CR1A	PX	.008	.008	0	0



Company : POD Group  
 Designer : YC  
 Job Number : 22-139020  
 Model Name : 302496

Sept 2, 2022  
 1:52 PM  
 Checked By: \_\_\_\_\_

**Member Distributed Loads (BLC 12 : Wind Load (270)) (Continued)**

	Member Label	Direction	Start Magnitude[k/ft....	End Magnitude[k/ft.F...	Start Location[ft.%,]	End Location[ft.%,]
58	CPL6	PX	.018	.018	0	0
59	CPL5	PX	.018	.018	0	0
60	CPL4	PX	.018	.018	0	0
61	CPL3	PX	.018	.018	0	0
62	CPL2	PX	.018	.018	0	0
63	CPL1	PX	.018	.018	0	0
64	CORNER3	PX	.018	.018	0	0
65	CORNER2	PX	.018	.018	0	0
66	CORNER1	PX	.018	.018	0	0

**Member Distributed Loads (BLC 13 : Wind Load (300))**

	Member Label	Direction	Start Magnitude[k/ft....	End Magnitude[k/ft.F...	Start Location[ft.%,]	End Location[ft.%,]
1	SUP3B	PY	-.003	-.003	0	0
2	SUP3A	PY	-.003	-.003	0	0
3	SUP2B	PY	-.003	-.003	0	0
4	SUP2A	PY	-.003	-.003	0	0
5	SUP1B	PY	-.003	-.003	0	0
6	SUP1A	PY	-.003	-.003	0	0
7	SO3	PY	-.004	-.004	0	0
8	SO2	PY	-.004	-.004	0	0
9	SO1	PY	-.004	-.004	0	0
10	RPL6	PY	-.009	-.009	0	0
11	RPL5	PY	-.009	-.009	0	0
12	RPL4	PY	-.009	-.009	0	0
13	RPL3	PY	-.009	-.009	0	0
14	RPL2	PY	-.009	-.009	0	0
15	RPL1	PY	-.009	-.009	0	0
16	RCORNER3	PY	-.004	-.004	0	0
17	RCORNER2	PY	-.004	-.004	0	0
18	RCORNER1	PY	-.004	-.004	0	0
19	RAIL1	PY	-.003	-.003	0	0
20	RAIL2	PY	-.003	-.003	0	0
21	RAIL3	PY	-.001	-.001	0	0
22	PLATE12	PY	-.009	-.009	0	0
23	PLATE11	PY	-.009	-.009	0	0
24	PLATE10	PY	-.009	-.009	0	0
25	PLATE9	PY	-.009	-.009	0	0
26	PLATE8	PY	-.009	-.009	0	0
27	PLATE7	PY	-.009	-.009	0	0
28	PLATE6	PY	-.009	-.009	0	0
29	PLATE5	PY	-.009	-.009	0	0
30	PLATE4	PY	-.009	-.009	0	0
31	PLATE3	PY	-.009	-.009	0	0
32	PLATE2	PY	-.009	-.009	0	0
33	PLATE1	PY	-.009	-.009	0	0
34	MP GAMMA4	PY	-.005	-.005	0	0
35	MP GAMMA3	PY	-.005	-.005	0	0
36	MP GAMMA2	PY	-.005	-.005	0	0
37	MP GAMMA1	PY	-.005	-.005	0	0
38	MP BETA4	PY	-.005	-.005	0	0
39	MP BETA3	PY	-.005	-.005	0	0
40	MP BETA2	PY	-.005	-.005	0	0
41	MP BETA1	PY	-.005	-.005	0	0
42	MP ALPHA4	PY	-.005	-.005	0	0
43	MP ALPHA3	PY	-.005	-.005	0	0
44	MP ALPHA2	PY	-.005	-.005	0	0



Company : POD Group  
 Designer : YC  
 Job Number : 22-139020  
 Model Name : 302496

Sept 2, 2022  
 1:52 PM  
 Checked By: \_\_\_\_\_

**Member Distributed Loads (BLC 13 : Wind Load (300)) (Continued)**

	Member Label	Direction	Start Magnitude[k/ft,...	End Magnitude[k/ft,F...	Start Location[ft, %]	End Location[ft, %]
45	MP ALPHA1	PY	-.005	-.005	0	0
46	KICKER3	PY	-.004	-.004	0	0
47	KICKER2	PY	-.004	-.004	0	0
48	KICKER1	PY	-.004	-.004	0	0
49	FACE1	PY	-.004	-.004	0	0
50	FACE2	PY	-.004	-.004	0	0
51	FACE3	PY	-.002	-.002	0	0
52	CR3B	PY	-.004	-.004	0	0
53	CR3A	PY	-.004	-.004	0	0
54	CR2B	PY	-.004	-.004	0	0
55	CR2A	PY	-.004	-.004	0	0
56	CR1B	PY	-.004	-.004	0	0
57	CR1A	PY	-.004	-.004	0	0
58	CPL6	PY	-.009	-.009	0	0
59	CPL5	PY	-.009	-.009	0	0
60	CPL4	PY	-.009	-.009	0	0
61	CPL3	PY	-.009	-.009	0	0
62	CPL2	PY	-.009	-.009	0	0
63	CPL1	PY	-.009	-.009	0	0
64	CORNER3	PY	-.009	-.009	0	0
65	CORNER2	PY	-.009	-.009	0	0
66	CORNER1	PY	-.009	-.009	0	0
67	SUP3B	PX	.005	.005	0	0
68	SUP3A	PX	.005	.005	0	0
69	SUP2B	PX	.005	.005	0	0
70	SUP2A	PX	.005	.005	0	0
71	SUP1B	PX	.005	.005	0	0
72	SUP1A	PX	.005	.005	0	0
73	SO3	PX	.007	.007	0	0
74	SO2	PX	.007	.007	0	0
75	SO1	PX	.007	.007	0	0
76	RPL6	PX	.016	.016	0	0
77	RPL5	PX	.016	.016	0	0
78	RPL4	PX	.016	.016	0	0
79	RPL3	PX	.016	.016	0	0
80	RPL2	PX	.016	.016	0	0
81	RPL1	PX	.016	.016	0	0
82	RCORNER3	PX	.007	.007	0	0
83	RCORNER2	PX	.007	.007	0	0
84	RCORNER1	PX	.007	.007	0	0
85	RAIL1	PX	.005	.005	0	0
86	RAIL2	PX	.005	.005	0	0
87	RAIL3	PX	.002	.002	0	0
88	PLATE12	PX	.016	.016	0	0
89	PLATE11	PX	.016	.016	0	0
90	PLATE10	PX	.016	.016	0	0
91	PLATE9	PX	.016	.016	0	0
92	PLATE8	PX	.016	.016	0	0
93	PLATE7	PX	.016	.016	0	0
94	PLATE6	PX	.016	.016	0	0
95	PLATE5	PX	.016	.016	0	0
96	PLATE4	PX	.016	.016	0	0
97	PLATE3	PX	.016	.016	0	0
98	PLATE2	PX	.016	.016	0	0
99	PLATE1	PX	.016	.016	0	0
100	MP GAMMA4	PX	.009	.009	0	0
101	MP GAMMA3	PX	.009	.009	0	0



Company : POD Group  
 Designer : YC  
 Job Number : 22-139020  
 Model Name : 302496

Sept 2, 2022  
 1:52 PM  
 Checked By: \_\_\_\_\_

**Member Distributed Loads (BLC 13 : Wind Load (300)) (Continued)**

	Member Label	Direction	Start Magnitude[k/ft....	End Magnitude[k/ft.F...	Start Location[ft, %]	End Location[ft, %]
102	MP GAMMA2	PX	.009	.009	0	0
103	MP GAMMA1	PX	.009	.009	0	0
104	MP BETA4	PX	.009	.009	0	0
105	MP BETA3	PX	.009	.009	0	0
106	MP BETA2	PX	.009	.009	0	0
107	MP BETA1	PX	.009	.009	0	0
108	MP ALPHA4	PX	.009	.009	0	0
109	MP ALPHA3	PX	.009	.009	0	0
110	MP ALPHA2	PX	.009	.009	0	0
111	MP ALPHA1	PX	.009	.009	0	0
112	KICKER3	PX	.007	.007	0	0
113	KICKER2	PX	.007	.007	0	0
114	KICKER1	PX	.007	.007	0	0
115	FACE1	PX	.007	.007	0	0
116	FACE2	PX	.007	.007	0	0
117	FACE3	PX	.003	.003	0	0
118	CR3B	PX	.007	.007	0	0
119	CR3A	PX	.007	.007	0	0
120	CR2B	PX	.007	.007	0	0
121	CR2A	PX	.007	.007	0	0
122	CR1B	PX	.007	.007	0	0
123	CR1A	PX	.007	.007	0	0
124	CPL6	PX	.016	.016	0	0
125	CPL5	PX	.016	.016	0	0
126	CPL4	PX	.016	.016	0	0
127	CPL3	PX	.016	.016	0	0
128	CPL2	PX	.016	.016	0	0
129	CPL1	PX	.016	.016	0	0
130	CORNER3	PX	.016	.016	0	0
131	CORNER2	PX	.016	.016	0	0
132	CORNER1	PX	.016	.016	0	0

**Member Distributed Loads (BLC 14 : Wind Load (330))**

	Member Label	Direction	Start Magnitude[k/ft....	End Magnitude[k/ft.F...	Start Location[ft, %]	End Location[ft, %]
1	SUP3B	PY	-.005	-.005	0	0
2	SUP3A	PY	-.005	-.005	0	0
3	SUP2B	PY	-.005	-.005	0	0
4	SUP2A	PY	-.005	-.005	0	0
5	SUP1B	PY	-.005	-.005	0	0
6	SUP1A	PY	-.005	-.005	0	0
7	SO3	PY	-.007	-.007	0	0
8	SO2	PY	-.007	-.007	0	0
9	SO1	PY	-.007	-.007	0	0
10	RPL6	PY	-.016	-.016	0	0
11	RPL5	PY	-.016	-.016	0	0
12	RPL4	PY	-.016	-.016	0	0
13	RPL3	PY	-.016	-.016	0	0
14	RPL2	PY	-.016	-.016	0	0
15	RPL1	PY	-.016	-.016	0	0
16	RCORNER3	PY	-.007	-.007	0	0
17	RCORNER2	PY	-.007	-.007	0	0
18	RCORNER1	PY	-.007	-.007	0	0
19	RAIL3	PY	-.005	-.005	0	0
20	RAIL2	PY	-.005	-.005	0	0
21	RAIL1	PY	-.002	-.002	0	0
22	PLATE12	PY	-.016	-.016	0	0



Company : POD Group  
 Designer : YC  
 Job Number : 22-139020  
 Model Name : 302496

Sept 2, 2022  
 1:52 PM  
 Checked By: \_\_\_\_\_

**Member Distributed Loads (BLC 14 : Wind Load (330)) (Continued)**

Member Label	Direction	Start Magnitude[k/ft....	End Magnitude[k/ft.F...	Start Location[ft.%,]	End Location[ft.%,]	
23	PLATE11	PY	-0.016	-0.016	0	0
24	PLATE10	PY	-0.016	-0.016	0	0
25	PLATE9	PY	-0.016	-0.016	0	0
26	PLATE8	PY	-0.016	-0.016	0	0
27	PLATE7	PY	-0.016	-0.016	0	0
28	PLATE6	PY	-0.016	-0.016	0	0
29	PLATE5	PY	-0.016	-0.016	0	0
30	PLATE4	PY	-0.016	-0.016	0	0
31	PLATE3	PY	-0.016	-0.016	0	0
32	PLATE2	PY	-0.016	-0.016	0	0
33	PLATE1	PY	-0.016	-0.016	0	0
34	MP GAMMA4	PY	-0.009	-0.009	0	0
35	MP GAMMA3	PY	-0.009	-0.009	0	0
36	MP GAMMA2	PY	-0.009	-0.009	0	0
37	MP GAMMA1	PY	-0.009	-0.009	0	0
38	MP BETA4	PY	-0.009	-0.009	0	0
39	MP BETA3	PY	-0.009	-0.009	0	0
40	MP BETA2	PY	-0.009	-0.009	0	0
41	MP BETA1	PY	-0.009	-0.009	0	0
42	MP ALPHA4	PY	-0.009	-0.009	0	0
43	MP ALPHA3	PY	-0.009	-0.009	0	0
44	MP ALPHA2	PY	-0.009	-0.009	0	0
45	MP ALPHA1	PY	-0.009	-0.009	0	0
46	KICKER3	PY	-0.007	-0.007	0	0
47	KICKER2	PY	-0.007	-0.007	0	0
48	KICKER1	PY	-0.007	-0.007	0	0
49	FACE3	PY	-0.007	-0.007	0	0
50	FACE2	PY	-0.007	-0.007	0	0
51	FACE1	PY	-0.003	-0.003	0	0
52	CR3B	PY	-0.007	-0.007	0	0
53	CR3A	PY	-0.007	-0.007	0	0
54	CR2B	PY	-0.007	-0.007	0	0
55	CR2A	PY	-0.007	-0.007	0	0
56	CR1B	PY	-0.007	-0.007	0	0
57	CR1A	PY	-0.007	-0.007	0	0
58	CPL6	PY	-0.016	-0.016	0	0
59	CPL5	PY	-0.016	-0.016	0	0
60	CPL4	PY	-0.016	-0.016	0	0
61	CPL3	PY	-0.016	-0.016	0	0
62	CPL2	PY	-0.016	-0.016	0	0
63	CPL1	PY	-0.016	-0.016	0	0
64	CORNER3	PY	-0.016	-0.016	0	0
65	CORNER2	PY	-0.016	-0.016	0	0
66	CORNER1	PY	-0.016	-0.016	0	0
67	SUP3B	PX	.003	.003	0	0
68	SUP3A	PX	.003	.003	0	0
69	SUP2B	PX	.003	.003	0	0
70	SUP2A	PX	.003	.003	0	0
71	SUP1B	PX	.003	.003	0	0
72	SUP1A	PX	.003	.003	0	0
73	SO3	PX	.004	.004	0	0
74	SO2	PX	.004	.004	0	0
75	SO1	PX	.004	.004	0	0
76	RPL6	PX	.009	.009	0	0
77	RPL5	PX	.009	.009	0	0
78	RPL4	PX	.009	.009	0	0
79	RPL3	PX	.009	.009	0	0



Company : POD Group  
 Designer : YC  
 Job Number : 22-139020  
 Model Name : 302496

Sept 2, 2022  
 1:52 PM  
 Checked By: \_\_\_\_\_

**Member Distributed Loads (BLC 14 : Wind Load (330)) (Continued)**

Member Label	Direction	Start Magnitude[k/ft....	End Magnitude[k/ft.F...	Start Location[ft,%]	End Location[ft,%]	
80	RPL2	PX	.009	.009	0	0
81	RPL1	PX	.009	.009	0	0
82	RCORNER3	PX	.004	.004	0	0
83	RCORNER2	PX	.004	.004	0	0
84	RCORNER1	PX	.004	.004	0	0
85	RAIL3	PX	.003	.003	0	0
86	RAIL2	PX	.003	.003	0	0
87	RAIL1	PX	.001	.001	0	0
88	PLATE12	PX	.009	.009	0	0
89	PLATE11	PX	.009	.009	0	0
90	PLATE10	PX	.009	.009	0	0
91	PLATE9	PX	.009	.009	0	0
92	PLATE8	PX	.009	.009	0	0
93	PLATE7	PX	.009	.009	0	0
94	PLATE6	PX	.009	.009	0	0
95	PLATE5	PX	.009	.009	0	0
96	PLATE4	PX	.009	.009	0	0
97	PLATE3	PX	.009	.009	0	0
98	PLATE2	PX	.009	.009	0	0
99	PLATE1	PX	.009	.009	0	0
100	MP GAMMA4	PX	.005	.005	0	0
101	MP GAMMA3	PX	.005	.005	0	0
102	MP GAMMA2	PX	.005	.005	0	0
103	MP GAMMA1	PX	.005	.005	0	0
104	MP BETA4	PX	.005	.005	0	0
105	MP BETA3	PX	.005	.005	0	0
106	MP BETA2	PX	.005	.005	0	0
107	MP BETA1	PX	.005	.005	0	0
108	MP ALPHA4	PX	.005	.005	0	0
109	MP ALPHA3	PX	.005	.005	0	0
110	MP ALPHA2	PX	.005	.005	0	0
111	MP ALPHA1	PX	.005	.005	0	0
112	KICKER3	PX	.004	.004	0	0
113	KICKER2	PX	.004	.004	0	0
114	KICKER1	PX	.004	.004	0	0
115	FACE3	PX	.004	.004	0	0
116	FACE2	PX	.004	.004	0	0
117	FACE1	PX	.002	.002	0	0
118	CR3B	PX	.004	.004	0	0
119	CR3A	PX	.004	.004	0	0
120	CR2B	PX	.004	.004	0	0
121	CR2A	PX	.004	.004	0	0
122	CR1B	PX	.004	.004	0	0
123	CR1A	PX	.004	.004	0	0
124	CPL6	PX	.009	.009	0	0
125	CPL5	PX	.009	.009	0	0
126	CPL4	PX	.009	.009	0	0
127	CPL3	PX	.009	.009	0	0
128	CPL2	PX	.009	.009	0	0
129	CPL1	PX	.009	.009	0	0
130	CORNER3	PX	.009	.009	0	0
131	CORNER2	PX	.009	.009	0	0
132	CORNER1	PX	.009	.009	0	0

**Member Distributed Loads (BLC 15 : Maintenance (0))**

Member Label	Direction	Start Magnitude[k/ft....	End Magnitude[k/ft.F...	Start Location[ft,%]	End Location[ft,%]
--------------	-----------	--------------------------	-------------------------	----------------------	--------------------



Company : POD Group  
 Designer : YC  
 Job Number : 22-139020  
 Model Name : 302496

Sept 2, 2022  
 1:52 PM  
 Checked By: \_\_\_\_\_

**Member Distributed Loads (BLC 15 : Maintenance (0)) (Continued)**

Member Label	Direction	Start Magnitude[k/ft,...	End Magnitude[k/ft,F...	Start Location[ft, %]	End Location[ft, %]
1 SUP3B	PY	-0.00368	-0.00368	0	0
2 SUP3A	PY	-0.00368	-0.00368	0	0
3 SUP2B	PY	-0.00368	-0.00368	0	0
4 SUP2A	PY	-0.00368	-0.00368	0	0
5 SUP1B	PY	-0.00368	-0.00368	0	0
6 SUP1A	PY	-0.00368	-0.00368	0	0
7 SO3	PY	-0.0046	-0.0046	0	0
8 SO2	PY	-0.0046	-0.0046	0	0
9 SO1	PY	-0.0046	-0.0046	0	0
10 RPL6	PY	-0.001	-0.001	0	0
11 RPL5	PY	-0.001	-0.001	0	0
12 RPL4	PY	-0.001	-0.001	0	0
13 RPL3	PY	-0.001	-0.001	0	0
14 RPL2	PY	-0.001	-0.001	0	0
15 RPL1	PY	-0.001	-0.001	0	0
16 RCORNER3	PY	-0.0046	-0.0046	0	0
17 RCORNER2	PY	-0.0046	-0.0046	0	0
18 RCORNER1	PY	-0.0046	-0.0046	0	0
19 RAIL3	PY	-0.00319	-0.00319	0	0
20 RAIL2	PY	-0.00319	-0.00319	0	0
21 RAIL1	PY	-0.00159	-0.00159	0	0
22 PLATE12	PY	-0.001	-0.001	0	0
23 PLATE11	PY	-0.001	-0.001	0	0
24 PLATE10	PY	-0.001	-0.001	0	0
25 PLATE9	PY	-0.001	-0.001	0	0
26 PLATE8	PY	-0.001	-0.001	0	0
27 PLATE7	PY	-0.001	-0.001	0	0
28 PLATE6	PY	-0.001	-0.001	0	0
29 PLATE5	PY	-0.001	-0.001	0	0
30 PLATE4	PY	-0.001	-0.001	0	0
31 PLATE3	PY	-0.001	-0.001	0	0
32 PLATE2	PY	-0.001	-0.001	0	0
33 PLATE1	PY	-0.001	-0.001	0	0
34 MP GAMMA4	PY	-0.00635	-0.00635	0	0
35 MP GAMMA3	PY	-0.00635	-0.00635	0	0
36 MP GAMMA2	PY	-0.00635	-0.00635	0	0
37 MP GAMMA1	PY	-0.00635	-0.00635	0	0
38 MP BETA4	PY	-0.00635	-0.00635	0	0
39 MP BETA3	PY	-0.00635	-0.00635	0	0
40 MP BETA2	PY	-0.00635	-0.00635	0	0
41 MP BETA1	PY	-0.00635	-0.00635	0	0
42 MP ALPHA4	PY	-0.00635	-0.00635	0	0
43 MP ALPHA3	PY	-0.00635	-0.00635	0	0
44 MP ALPHA2	PY	-0.00635	-0.00635	0	0
45 MP ALPHA1	PY	-0.00635	-0.00635	0	0
46 KICKER3	PY	-0.0046	-0.0046	0	0
47 KICKER2	PY	-0.0046	-0.0046	0	0
48 KICKER1	PY	-0.0046	-0.0046	0	0
49 FACE3	PY	-0.0047	-0.0047	0	0
50 FACE2	PY	-0.0047	-0.0047	0	0
51 FACE1	PY	-0.00235	-0.00235	0	0
52 CR3B	PY	-0.0046	-0.0046	0	0
53 CR3A	PY	-0.0046	-0.0046	0	0
54 CR2B	PY	-0.0046	-0.0046	0	0
55 CR2A	PY	-0.0046	-0.0046	0	0
56 CR1B	PY	-0.0046	-0.0046	0	0
57 CR1A	PY	-0.0046	-0.0046	0	0





Company : POD Group  
 Designer : YC  
 Job Number : 22-139020  
 Model Name : 302496

Sept 2, 2022  
 1:52 PM  
 Checked By: \_\_\_\_\_

**Member Distributed Loads (BLC 15 : Maintenance (0)) (Continued)**

	Member Label	Direction	Start Magnitude[k/ft....	End Magnitude[k/ft.F...	Start Location[ft.-%]	End Location[ft.-%]
58	CPL6	PY	-0.001	-0.001	0	0
59	CPL5	PY	-0.001	-0.001	0	0
60	CPL4	PY	-0.001	-0.001	0	0
61	CPL3	PY	-0.001	-0.001	0	0
62	CPL2	PY	-0.001	-0.001	0	0
63	CPL1	PY	-0.001	-0.001	0	0
64	CORNER3	PY	-0.001	-0.001	0	0
65	CORNER2	PY	-0.001	-0.001	0	0
66	CORNER1	PY	-0.001	-0.001	0	0

**Member Distributed Loads (BLC 16 : Maintenance (30))**

	Member Label	Direction	Start Magnitude[k/ft....	End Magnitude[k/ft.F...	Start Location[ft.-%]	End Location[ft.-%]
1	SUP3B	PY	-0.00319	-0.00319	0	0
2	SUP3A	PY	-0.00319	-0.00319	0	0
3	SUP2B	PY	-0.00319	-0.00319	0	0
4	SUP2A	PY	-0.00319	-0.00319	0	0
5	SUP1B	PY	-0.00319	-0.00319	0	0
6	SUP1A	PY	-0.00319	-0.00319	0	0
7	SO3	PY	-0.00399	-0.00399	0	0
8	SO2	PY	-0.00399	-0.00399	0	0
9	SO1	PY	-0.00399	-0.00399	0	0
10	RPL6	PY	-0.00957	-0.00957	0	0
11	RPL5	PY	-0.00957	-0.00957	0	0
12	RPL4	PY	-0.00957	-0.00957	0	0
13	RPL3	PY	-0.00957	-0.00957	0	0
14	RPL2	PY	-0.00957	-0.00957	0	0
15	RPL1	PY	-0.00957	-0.00957	0	0
16	RCORNER3	PY	-0.00399	-0.00399	0	0
17	RCORNER2	PY	-0.00399	-0.00399	0	0
18	RCORNER1	PY	-0.00399	-0.00399	0	0
19	RAIL3	PY	-0.00276	-0.00276	0	0
20	RAIL2	PY	-0.00276	-0.00276	0	0
21	RAIL1	PY	-0.00138	-0.00138	0	0
22	PLATE12	PY	-0.00957	-0.00957	0	0
23	PLATE11	PY	-0.00957	-0.00957	0	0
24	PLATE10	PY	-0.00957	-0.00957	0	0
25	PLATE9	PY	-0.00957	-0.00957	0	0
26	PLATE8	PY	-0.00957	-0.00957	0	0
27	PLATE7	PY	-0.00957	-0.00957	0	0
28	PLATE6	PY	-0.00957	-0.00957	0	0
29	PLATE5	PY	-0.00957	-0.00957	0	0
30	PLATE4	PY	-0.00957	-0.00957	0	0
31	PLATE3	PY	-0.00957	-0.00957	0	0
32	PLATE2	PY	-0.00957	-0.00957	0	0
33	PLATE1	PY	-0.00957	-0.00957	0	0
34	MP GAMMA4	PY	-0.00055	-0.00055	0	0
35	MP GAMMA3	PY	-0.00055	-0.00055	0	0
36	MP GAMMA2	PY	-0.00055	-0.00055	0	0
37	MP GAMMA1	PY	-0.00055	-0.00055	0	0
38	MP BETA4	PY	-0.00055	-0.00055	0	0
39	MP BETA3	PY	-0.00055	-0.00055	0	0
40	MP BETA2	PY	-0.00055	-0.00055	0	0
41	MP BETA1	PY	-0.00055	-0.00055	0	0
42	MP ALPHA4	PY	-0.00055	-0.00055	0	0
43	MP ALPHA3	PY	-0.00055	-0.00055	0	0
44	MP ALPHA2	PY	-0.00055	-0.00055	0	0



Company : POD Group  
 Designer : YC  
 Job Number : 22-139020  
 Model Name : 302496

Sept 2, 2022  
 1:52 PM  
 Checked By: \_\_\_\_\_

**Member Distributed Loads (BLC 16 : Maintenance (30)) (Continued)**

	Member Label	Direction	Start Magnitude[k/ft,...	End Magnitude[k/ft,F...	Start Location[ft, %]	End Location[ft, %]
45	MP ALPHA1	PY	-0.00055	-0.00055	0	0
46	KICKER3	PY	-0.000399	-0.000399	0	0
47	KICKER2	PY	-0.000399	-0.000399	0	0
48	KICKER1	PY	-0.000399	-0.000399	0	0
49	FACE3	PY	-0.000407	-0.000407	0	0
50	FACE2	PY	-0.000407	-0.000407	0	0
51	FACE1	PY	-0.000203	-0.000203	0	0
52	CR3B	PY	-0.000399	-0.000399	0	0
53	CR3A	PY	-0.000399	-0.000399	0	0
54	CR2B	PY	-0.000399	-0.000399	0	0
55	CR2A	PY	-0.000399	-0.000399	0	0
56	CR1B	PY	-0.000399	-0.000399	0	0
57	CR1A	PY	-0.000399	-0.000399	0	0
58	CPL6	PY	-0.000957	-0.000957	0	0
59	CPL5	PY	-0.000957	-0.000957	0	0
60	CPL4	PY	-0.000957	-0.000957	0	0
61	CPL3	PY	-0.000957	-0.000957	0	0
62	CPL2	PY	-0.000957	-0.000957	0	0
63	CPL1	PY	-0.000957	-0.000957	0	0
64	CORNER3	PY	-0.000957	-0.000957	0	0
65	CORNER2	PY	-0.000957	-0.000957	0	0
66	CORNER1	PY	-0.000957	-0.000957	0	0
67	SUP3B	PX	-0.000184	-0.000184	0	0
68	SUP3A	PX	-0.000184	-0.000184	0	0
69	SUP2B	PX	-0.000184	-0.000184	0	0
70	SUP2A	PX	-0.000184	-0.000184	0	0
71	SUP1B	PX	-0.000184	-0.000184	0	0
72	SUP1A	PX	-0.000184	-0.000184	0	0
73	SO3	PX	-0.00023	-0.00023	0	0
74	SO2	PX	-0.00023	-0.00023	0	0
75	SO1	PX	-0.00023	-0.00023	0	0
76	RPL6	PX	-0.000552	-0.000552	0	0
77	RPL5	PX	-0.000552	-0.000552	0	0
78	RPL4	PX	-0.000552	-0.000552	0	0
79	RPL3	PX	-0.000552	-0.000552	0	0
80	RPL2	PX	-0.000552	-0.000552	0	0
81	RPL1	PX	-0.000552	-0.000552	0	0
82	RCORNER3	PX	-0.00023	-0.00023	0	0
83	RCORNER2	PX	-0.00023	-0.00023	0	0
84	RCORNER1	PX	-0.00023	-0.00023	0	0
85	RAIL3	PX	-0.000159	-0.000159	0	0
86	RAIL2	PX	-0.000159	-0.000159	0	0
87	RAIL1	PX	-8e-5	-8e-5	0	0
88	PLATE12	PX	-0.000552	-0.000552	0	0
89	PLATE11	PX	-0.000552	-0.000552	0	0
90	PLATE10	PX	-0.000552	-0.000552	0	0
91	PLATE9	PX	-0.000552	-0.000552	0	0
92	PLATE8	PX	-0.000552	-0.000552	0	0
93	PLATE7	PX	-0.000552	-0.000552	0	0
94	PLATE6	PX	-0.000552	-0.000552	0	0
95	PLATE5	PX	-0.000552	-0.000552	0	0
96	PLATE4	PX	-0.000552	-0.000552	0	0
97	PLATE3	PX	-0.000552	-0.000552	0	0
98	PLATE2	PX	-0.000552	-0.000552	0	0
99	PLATE1	PX	-0.000552	-0.000552	0	0
100	MP GAMMA4	PX	-0.000318	-0.000318	0	0
101	MP GAMMA3	PX	-0.000318	-0.000318	0	0



Company : POD Group  
 Designer : YC  
 Job Number : 22-139020  
 Model Name : 302496

Sept 2, 2022  
 1:52 PM  
 Checked By: \_\_\_\_\_

**Member Distributed Loads (BLC 16 : Maintenance (30)) (Continued)**

Member Label	Direction	Start Magnitude[k/ft....	End Magnitude[k/ft.F...	Start Location[ft.%,]	End Location[ft.%,]	
102	MP GAMMA2	PX	-0.00318	-0.00318	0	0
103	MP GAMMA1	PX	-0.00318	-0.00318	0	0
104	MP BETA4	PX	-0.00318	-0.00318	0	0
105	MP BETA3	PX	-0.00318	-0.00318	0	0
106	MP BETA2	PX	-0.00318	-0.00318	0	0
107	MP BETA1	PX	-0.00318	-0.00318	0	0
108	MP ALPHA4	PX	-0.00318	-0.00318	0	0
109	MP ALPHA3	PX	-0.00318	-0.00318	0	0
110	MP ALPHA2	PX	-0.00318	-0.00318	0	0
111	MP ALPHA1	PX	-0.00318	-0.00318	0	0
112	KICKER3	PX	-0.00023	-0.00023	0	0
113	KICKER2	PX	-0.00023	-0.00023	0	0
114	KICKER1	PX	-0.00023	-0.00023	0	0
115	FACE3	PX	-0.00235	-0.00235	0	0
116	FACE2	PX	-0.00235	-0.00235	0	0
117	FACE1	PX	-0.00117	-0.00117	0	0
118	CR3B	PX	-0.00023	-0.00023	0	0
119	CR3A	PX	-0.00023	-0.00023	0	0
120	CR2B	PX	-0.00023	-0.00023	0	0
121	CR2A	PX	-0.00023	-0.00023	0	0
122	CR1B	PX	-0.00023	-0.00023	0	0
123	CR1A	PX	-0.00023	-0.00023	0	0
124	CPL6	PX	-0.00552	-0.00552	0	0
125	CPL5	PX	-0.00552	-0.00552	0	0
126	CPL4	PX	-0.00552	-0.00552	0	0
127	CPL3	PX	-0.00552	-0.00552	0	0
128	CPL2	PX	-0.00552	-0.00552	0	0
129	CPL1	PX	-0.00552	-0.00552	0	0
130	CORNER3	PX	-0.00552	-0.00552	0	0
131	CORNER2	PX	-0.00552	-0.00552	0	0
132	CORNER1	PX	-0.00552	-0.00552	0	0

**Member Distributed Loads (BLC 17 : Maintenance (60))**

Member Label	Direction	Start Magnitude[k/ft....	End Magnitude[k/ft.F...	Start Location[ft.%,]	End Location[ft.%,]	
1	SUP3B	PY	-0.00184	-0.00184	0	0
2	SUP3A	PY	-0.00184	-0.00184	0	0
3	SUP2B	PY	-0.00184	-0.00184	0	0
4	SUP2A	PY	-0.00184	-0.00184	0	0
5	SUP1B	PY	-0.00184	-0.00184	0	0
6	SUP1A	PY	-0.00184	-0.00184	0	0
7	SO3	PY	-0.00023	-0.00023	0	0
8	SO2	PY	-0.00023	-0.00023	0	0
9	SO1	PY	-0.00023	-0.00023	0	0
10	RPL6	PY	-0.00552	-0.00552	0	0
11	RPL5	PY	-0.00552	-0.00552	0	0
12	RPL4	PY	-0.00552	-0.00552	0	0
13	RPL3	PY	-0.00552	-0.00552	0	0
14	RPL2	PY	-0.00552	-0.00552	0	0
15	RPL1	PY	-0.00552	-0.00552	0	0
16	RCORNER3	PY	-0.00023	-0.00023	0	0
17	RCORNER2	PY	-0.00023	-0.00023	0	0
18	RCORNER1	PY	-0.00023	-0.00023	0	0
19	RAIL3	PY	-0.00159	-0.00159	0	0
20	RAIL2	PY	-0.00159	-0.00159	0	0
21	RAIL1	PY	-8e-5	-8e-5	0	0
22	PLATE12	PY	-0.00552	-0.00552	0	0



Company : POD Group  
 Designer : YC  
 Job Number : 22-139020  
 Model Name : 302496

Sept 2, 2022  
 1:52 PM  
 Checked By: \_\_\_\_\_

**Member Distributed Loads (BLC 17 : Maintenance (60)) (Continued)**

Member Label	Direction	Start Magnitude[k/ft....	End Magnitude[k/ft.F...	Start Location[ft.-%]	End Location[ft.-%]	
23	PLATE11	PY	-0.00552	-0.00552	0	0
24	PLATE10	PY	-0.00552	-0.00552	0	0
25	PLATE9	PY	-0.00552	-0.00552	0	0
26	PLATE8	PY	-0.00552	-0.00552	0	0
27	PLATE7	PY	-0.00552	-0.00552	0	0
28	PLATE6	PY	-0.00552	-0.00552	0	0
29	PLATE5	PY	-0.00552	-0.00552	0	0
30	PLATE4	PY	-0.00552	-0.00552	0	0
31	PLATE3	PY	-0.00552	-0.00552	0	0
32	PLATE2	PY	-0.00552	-0.00552	0	0
33	PLATE1	PY	-0.00552	-0.00552	0	0
34	MP GAMMA4	PY	-0.00318	-0.00318	0	0
35	MP GAMMA3	PY	-0.00318	-0.00318	0	0
36	MP GAMMA2	PY	-0.00318	-0.00318	0	0
37	MP GAMMA1	PY	-0.00318	-0.00318	0	0
38	MP BETA4	PY	-0.00318	-0.00318	0	0
39	MP BETA3	PY	-0.00318	-0.00318	0	0
40	MP BETA2	PY	-0.00318	-0.00318	0	0
41	MP BETA1	PY	-0.00318	-0.00318	0	0
42	MP ALPHA4	PY	-0.00318	-0.00318	0	0
43	MP ALPHA3	PY	-0.00318	-0.00318	0	0
44	MP ALPHA2	PY	-0.00318	-0.00318	0	0
45	MP ALPHA1	PY	-0.00318	-0.00318	0	0
46	KICKER3	PY	-0.00023	-0.00023	0	0
47	KICKER2	PY	-0.00023	-0.00023	0	0
48	KICKER1	PY	-0.00023	-0.00023	0	0
49	FACE3	PY	-0.00235	-0.00235	0	0
50	FACE2	PY	-0.00235	-0.00235	0	0
51	FACE1	PY	-0.00117	-0.00117	0	0
52	CR3B	PY	-0.00023	-0.00023	0	0
53	CR3A	PY	-0.00023	-0.00023	0	0
54	CR2B	PY	-0.00023	-0.00023	0	0
55	CR2A	PY	-0.00023	-0.00023	0	0
56	CR1B	PY	-0.00023	-0.00023	0	0
57	CR1A	PY	-0.00023	-0.00023	0	0
58	CPL6	PY	-0.00552	-0.00552	0	0
59	CPL5	PY	-0.00552	-0.00552	0	0
60	CPL4	PY	-0.00552	-0.00552	0	0
61	CPL3	PY	-0.00552	-0.00552	0	0
62	CPL2	PY	-0.00552	-0.00552	0	0
63	CPL1	PY	-0.00552	-0.00552	0	0
64	CORNER3	PY	-0.00552	-0.00552	0	0
65	CORNER2	PY	-0.00552	-0.00552	0	0
66	CORNER1	PY	-0.00552	-0.00552	0	0
67	SUP3B	PX	-0.00319	-0.00319	0	0
68	SUP3A	PX	-0.00319	-0.00319	0	0
69	SUP2B	PX	-0.00319	-0.00319	0	0
70	SUP2A	PX	-0.00319	-0.00319	0	0
71	SUP1B	PX	-0.00319	-0.00319	0	0
72	SUP1A	PX	-0.00319	-0.00319	0	0
73	SO3	PX	-0.00399	-0.00399	0	0
74	SO2	PX	-0.00399	-0.00399	0	0
75	SO1	PX	-0.00399	-0.00399	0	0
76	RPL6	PX	-0.00957	-0.00957	0	0
77	RPL5	PX	-0.00957	-0.00957	0	0
78	RPL4	PX	-0.00957	-0.00957	0	0
79	RPL3	PX	-0.00957	-0.00957	0	0



Company : POD Group  
 Designer : YC  
 Job Number : 22-139020  
 Model Name : 302496

Sept 2, 2022  
 1:52 PM  
 Checked By: \_\_\_\_\_

**Member Distributed Loads (BLC 17 : Maintenance (60)) (Continued)**

Member Label	Direction	Start Magnitude[k/ft....	End Magnitude[k/ft.F...	Start Location[ft,%]	End Location[ft,%]	
80	RPL2	PX	-0.00957	-0.00957	0	0
81	RPL1	PX	-0.00957	-0.00957	0	0
82	RCORNER3	PX	-0.00399	-0.00399	0	0
83	RCORNER2	PX	-0.00399	-0.00399	0	0
84	RCORNER1	PX	-0.00399	-0.00399	0	0
85	RAIL3	PX	-0.00276	-0.00276	0	0
86	RAIL2	PX	-0.00276	-0.00276	0	0
87	RAIL1	PX	-0.00138	-0.00138	0	0
88	PLATE12	PX	-0.00957	-0.00957	0	0
89	PLATE11	PX	-0.00957	-0.00957	0	0
90	PLATE10	PX	-0.00957	-0.00957	0	0
91	PLATE9	PX	-0.00957	-0.00957	0	0
92	PLATE8	PX	-0.00957	-0.00957	0	0
93	PLATE7	PX	-0.00957	-0.00957	0	0
94	PLATE6	PX	-0.00957	-0.00957	0	0
95	PLATE5	PX	-0.00957	-0.00957	0	0
96	PLATE4	PX	-0.00957	-0.00957	0	0
97	PLATE3	PX	-0.00957	-0.00957	0	0
98	PLATE2	PX	-0.00957	-0.00957	0	0
99	PLATE1	PX	-0.00957	-0.00957	0	0
100	MP GAMMA4	PX	-0.0055	-0.0055	0	0
101	MP GAMMA3	PX	-0.0055	-0.0055	0	0
102	MP GAMMA2	PX	-0.0055	-0.0055	0	0
103	MP GAMMA1	PX	-0.0055	-0.0055	0	0
104	MP BETA4	PX	-0.0055	-0.0055	0	0
105	MP BETA3	PX	-0.0055	-0.0055	0	0
106	MP BETA2	PX	-0.0055	-0.0055	0	0
107	MP BETA1	PX	-0.0055	-0.0055	0	0
108	MP ALPHA4	PX	-0.0055	-0.0055	0	0
109	MP ALPHA3	PX	-0.0055	-0.0055	0	0
110	MP ALPHA2	PX	-0.0055	-0.0055	0	0
111	MP ALPHA1	PX	-0.0055	-0.0055	0	0
112	KICKER3	PX	-0.00399	-0.00399	0	0
113	KICKER2	PX	-0.00399	-0.00399	0	0
114	KICKER1	PX	-0.00399	-0.00399	0	0
115	FACE3	PX	-0.00407	-0.00407	0	0
116	FACE2	PX	-0.00407	-0.00407	0	0
117	FACE1	PX	-0.00203	-0.00203	0	0
118	CR3B	PX	-0.00399	-0.00399	0	0
119	CR3A	PX	-0.00399	-0.00399	0	0
120	CR2B	PX	-0.00399	-0.00399	0	0
121	CR2A	PX	-0.00399	-0.00399	0	0
122	CR1B	PX	-0.00399	-0.00399	0	0
123	CR1A	PX	-0.00399	-0.00399	0	0
124	CPL6	PX	-0.00957	-0.00957	0	0
125	CPL5	PX	-0.00957	-0.00957	0	0
126	CPL4	PX	-0.00957	-0.00957	0	0
127	CPL3	PX	-0.00957	-0.00957	0	0
128	CPL2	PX	-0.00957	-0.00957	0	0
129	CPL1	PX	-0.00957	-0.00957	0	0
130	CORNER3	PX	-0.00957	-0.00957	0	0
131	CORNER2	PX	-0.00957	-0.00957	0	0
132	CORNER1	PX	-0.00957	-0.00957	0	0

**Member Distributed Loads (BLC 18 : Maintenance (90))**

Member Label	Direction	Start Magnitude[k/ft....	End Magnitude[k/ft.F...	Start Location[ft,%]	End Location[ft,%]
--------------	-----------	--------------------------	-------------------------	----------------------	--------------------



Company : POD Group  
 Designer : YC  
 Job Number : 22-139020  
 Model Name : 302496

Sept 2, 2022  
 1:52 PM  
 Checked By: \_\_\_\_\_

**Member Distributed Loads (BLC 18 : Maintenance (90)) (Continued)**

Member Label	Direction	Start Magnitude[k/ft,...	End Magnitude[k/ft,F...	Start Location[ft, %]	End Location[ft, %]
1 SUP3B	PX	-0.00368	-0.00368	0	0
2 SUP3A	PX	-0.00368	-0.00368	0	0
3 SUP2B	PX	-0.00368	-0.00368	0	0
4 SUP2A	PX	-0.00368	-0.00368	0	0
5 SUP1B	PX	-0.00368	-0.00368	0	0
6 SUP1A	PX	-0.00368	-0.00368	0	0
7 SO3	PX	-0.0046	-0.0046	0	0
8 SO2	PX	-0.0046	-0.0046	0	0
9 SO1	PX	-0.0046	-0.0046	0	0
10 RPL6	PX	-0.001	-0.001	0	0
11 RPL5	PX	-0.001	-0.001	0	0
12 RPL4	PX	-0.001	-0.001	0	0
13 RPL3	PX	-0.001	-0.001	0	0
14 RPL2	PX	-0.001	-0.001	0	0
15 RPL1	PX	-0.001	-0.001	0	0
16 RCORNER3	PX	-0.0046	-0.0046	0	0
17 RCORNER2	PX	-0.0046	-0.0046	0	0
18 RCORNER1	PX	-0.0046	-0.0046	0	0
19 RAIL1	PX	-0.00319	-0.00319	0	0
20 RAIL3	PX	-0.00319	-0.00319	0	0
21 RAIL2	PX	-0.00159	-0.00159	0	0
22 PLATE12	PX	-0.001	-0.001	0	0
23 PLATE11	PX	-0.001	-0.001	0	0
24 PLATE10	PX	-0.001	-0.001	0	0
25 PLATE9	PX	-0.001	-0.001	0	0
26 PLATE8	PX	-0.001	-0.001	0	0
27 PLATE7	PX	-0.001	-0.001	0	0
28 PLATE6	PX	-0.001	-0.001	0	0
29 PLATE5	PX	-0.001	-0.001	0	0
30 PLATE4	PX	-0.001	-0.001	0	0
31 PLATE3	PX	-0.001	-0.001	0	0
32 PLATE2	PX	-0.001	-0.001	0	0
33 PLATE1	PX	-0.001	-0.001	0	0
34 MP GAMMA4	PX	-0.00635	-0.00635	0	0
35 MP GAMMA3	PX	-0.00635	-0.00635	0	0
36 MP GAMMA2	PX	-0.00635	-0.00635	0	0
37 MP GAMMA1	PX	-0.00635	-0.00635	0	0
38 MP BETA4	PX	-0.00635	-0.00635	0	0
39 MP BETA3	PX	-0.00635	-0.00635	0	0
40 MP BETA2	PX	-0.00635	-0.00635	0	0
41 MP BETA1	PX	-0.00635	-0.00635	0	0
42 MP ALPHA4	PX	-0.00635	-0.00635	0	0
43 MP ALPHA3	PX	-0.00635	-0.00635	0	0
44 MP ALPHA2	PX	-0.00635	-0.00635	0	0
45 MP ALPHA1	PX	-0.00635	-0.00635	0	0
46 KICKER3	PX	-0.0046	-0.0046	0	0
47 KICKER2	PX	-0.0046	-0.0046	0	0
48 KICKER1	PX	-0.0046	-0.0046	0	0
49 FACE1	PX	-0.0047	-0.0047	0	0
50 FACE3	PX	-0.0047	-0.0047	0	0
51 FACE2	PX	-0.00235	-0.00235	0	0
52 CR3B	PX	-0.0046	-0.0046	0	0
53 CR3A	PX	-0.0046	-0.0046	0	0
54 CR2B	PX	-0.0046	-0.0046	0	0
55 CR2A	PX	-0.0046	-0.0046	0	0
56 CR1B	PX	-0.0046	-0.0046	0	0
57 CR1A	PX	-0.0046	-0.0046	0	0



Company : POD Group  
 Designer : YC  
 Job Number : 22-139020  
 Model Name : 302496

Sept 2, 2022  
 1:52 PM  
 Checked By: \_\_\_\_\_

**Member Distributed Loads (BLC 18 : Maintenance (90)) (Continued)**

	Member Label	Direction	Start Magnitude[k/ft....	End Magnitude[k/ft.F...	Start Location[ft.%]	End Location[ft.%]
58	CPL6	PX	-.001	-.001	0	0
59	CPL5	PX	-.001	-.001	0	0
60	CPL4	PX	-.001	-.001	0	0
61	CPL3	PX	-.001	-.001	0	0
62	CPL2	PX	-.001	-.001	0	0
63	CPL1	PX	-.001	-.001	0	0
64	CORNER3	PX	-.001	-.001	0	0
65	CORNER2	PX	-.001	-.001	0	0
66	CORNER1	PX	-.001	-.001	0	0

**Member Distributed Loads (BLC 19 : Maintenance (120))**

	Member Label	Direction	Start Magnitude[k/ft....	End Magnitude[k/ft.F...	Start Location[ft.%]	End Location[ft.%]
1	SUP3B	PY	.000184	.000184	0	0
2	SUP3A	PY	.000184	.000184	0	0
3	SUP2B	PY	.000184	.000184	0	0
4	SUP2A	PY	.000184	.000184	0	0
5	SUP1B	PY	.000184	.000184	0	0
6	SUP1A	PY	.000184	.000184	0	0
7	SO3	PY	.00023	.00023	0	0
8	SO2	PY	.00023	.00023	0	0
9	SO1	PY	.00023	.00023	0	0
10	RPL6	PY	.000552	.000552	0	0
11	RPL5	PY	.000552	.000552	0	0
12	RPL4	PY	.000552	.000552	0	0
13	RPL3	PY	.000552	.000552	0	0
14	RPL2	PY	.000552	.000552	0	0
15	RPL1	PY	.000552	.000552	0	0
16	RCORNER3	PY	.00023	.00023	0	0
17	RCORNER2	PY	.00023	.00023	0	0
18	RCORNER1	PY	.00023	.00023	0	0
19	RAIL1	PY	.000159	.000159	0	0
20	RAIL3	PY	.000159	.000159	0	0
21	RAIL2	PY	8e-5	8e-5	0	0
22	PLATE12	PY	.000552	.000552	0	0
23	PLATE11	PY	.000552	.000552	0	0
24	PLATE10	PY	.000552	.000552	0	0
25	PLATE9	PY	.000552	.000552	0	0
26	PLATE8	PY	.000552	.000552	0	0
27	PLATE7	PY	.000552	.000552	0	0
28	PLATE6	PY	.000552	.000552	0	0
29	PLATE5	PY	.000552	.000552	0	0
30	PLATE4	PY	.000552	.000552	0	0
31	PLATE3	PY	.000552	.000552	0	0
32	PLATE2	PY	.000552	.000552	0	0
33	PLATE1	PY	.000552	.000552	0	0
34	MP GAMMA4	PY	.000318	.000318	0	0
35	MP GAMMA3	PY	.000318	.000318	0	0
36	MP GAMMA2	PY	.000318	.000318	0	0
37	MP GAMMA1	PY	.000318	.000318	0	0
38	MP BETA4	PY	.000318	.000318	0	0
39	MP BETA3	PY	.000318	.000318	0	0
40	MP BETA2	PY	.000318	.000318	0	0
41	MP BETA1	PY	.000318	.000318	0	0
42	MP ALPHA4	PY	.000318	.000318	0	0
43	MP ALPHA3	PY	.000318	.000318	0	0
44	MP ALPHA2	PY	.000318	.000318	0	0



Company : POD Group  
 Designer : YC  
 Job Number : 22-139020  
 Model Name : 302496

Sept 2, 2022  
 1:52 PM  
 Checked By: \_\_\_\_\_

**Member Distributed Loads (BLC 19 : Maintenance (120)) (Continued)**

	Member Label	Direction	Start Magnitude[k/ft....	End Magnitude[k/ft.F...	Start Location[ft.%,]	End Location[ft.%,]
45	MP ALPHA1	PY	.000318	.000318	0	0
46	KICKER3	PY	.00023	.00023	0	0
47	KICKER2	PY	.00023	.00023	0	0
48	KICKER1	PY	.00023	.00023	0	0
49	FACE1	PY	.000235	.000235	0	0
50	FACE3	PY	.000235	.000235	0	0
51	FACE2	PY	.000117	.000117	0	0
52	CR3B	PY	.00023	.00023	0	0
53	CR3A	PY	.00023	.00023	0	0
54	CR2B	PY	.00023	.00023	0	0
55	CR2A	PY	.00023	.00023	0	0
56	CR1B	PY	.00023	.00023	0	0
57	CR1A	PY	.00023	.00023	0	0
58	CPL6	PY	.000552	.000552	0	0
59	CPL5	PY	.000552	.000552	0	0
60	CPL4	PY	.000552	.000552	0	0
61	CPL3	PY	.000552	.000552	0	0
62	CPL2	PY	.000552	.000552	0	0
63	CPL1	PY	.000552	.000552	0	0
64	CORNER3	PY	.000552	.000552	0	0
65	CORNER2	PY	.000552	.000552	0	0
66	CORNER1	PY	.000552	.000552	0	0
67	SUP3B	PX	-.000319	-.000319	0	0
68	SUP3A	PX	-.000319	-.000319	0	0
69	SUP2B	PX	-.000319	-.000319	0	0
70	SUP2A	PX	-.000319	-.000319	0	0
71	SUP1B	PX	-.000319	-.000319	0	0
72	SUP1A	PX	-.000319	-.000319	0	0
73	SO3	PX	-.000399	-.000399	0	0
74	SO2	PX	-.000399	-.000399	0	0
75	SO1	PX	-.000399	-.000399	0	0
76	RPL6	PX	-.000957	-.000957	0	0
77	RPL5	PX	-.000957	-.000957	0	0
78	RPL4	PX	-.000957	-.000957	0	0
79	RPL3	PX	-.000957	-.000957	0	0
80	RPL2	PX	-.000957	-.000957	0	0
81	RPL1	PX	-.000957	-.000957	0	0
82	RCORNER3	PX	-.000399	-.000399	0	0
83	RCORNER2	PX	-.000399	-.000399	0	0
84	RCORNER1	PX	-.000399	-.000399	0	0
85	RAIL1	PX	-.000276	-.000276	0	0
86	RAIL3	PX	-.000276	-.000276	0	0
87	RAIL2	PX	-.000138	-.000138	0	0
88	PLATE12	PX	-.000957	-.000957	0	0
89	PLATE11	PX	-.000957	-.000957	0	0
90	PLATE10	PX	-.000957	-.000957	0	0
91	PLATE9	PX	-.000957	-.000957	0	0
92	PLATE8	PX	-.000957	-.000957	0	0
93	PLATE7	PX	-.000957	-.000957	0	0
94	PLATE6	PX	-.000957	-.000957	0	0
95	PLATE5	PX	-.000957	-.000957	0	0
96	PLATE4	PX	-.000957	-.000957	0	0
97	PLATE3	PX	-.000957	-.000957	0	0
98	PLATE2	PX	-.000957	-.000957	0	0
99	PLATE1	PX	-.000957	-.000957	0	0
100	MP GAMMA4	PX	-.00055	-.00055	0	0
101	MP GAMMA3	PX	-.00055	-.00055	0	0





Company : POD Group  
 Designer : YC  
 Job Number : 22-139020  
 Model Name : 302496

Sept 2, 2022  
 1:52 PM  
 Checked By: \_\_\_\_\_

**Member Distributed Loads (BLC 19 : Maintenance (120)) (Continued)**

Member Label	Direction	Start Magnitude[k/ft....	End Magnitude[k/ft.F...	Start Location[ft, %]	End Location[ft, %]	
102	MP GAMMA2	PX	-0.00055	-0.00055	0	0
103	MP GAMMA1	PX	-0.00055	-0.00055	0	0
104	MP BETA4	PX	-0.00055	-0.00055	0	0
105	MP BETA3	PX	-0.00055	-0.00055	0	0
106	MP BETA2	PX	-0.00055	-0.00055	0	0
107	MP BETA1	PX	-0.00055	-0.00055	0	0
108	MP ALPHA4	PX	-0.00055	-0.00055	0	0
109	MP ALPHA3	PX	-0.00055	-0.00055	0	0
110	MP ALPHA2	PX	-0.00055	-0.00055	0	0
111	MP ALPHA1	PX	-0.00055	-0.00055	0	0
112	KICKER3	PX	-0.000399	-0.000399	0	0
113	KICKER2	PX	-0.000399	-0.000399	0	0
114	KICKER1	PX	-0.000399	-0.000399	0	0
115	FACE1	PX	-0.000407	-0.000407	0	0
116	FACE3	PX	-0.000407	-0.000407	0	0
117	FACE2	PX	-0.000203	-0.000203	0	0
118	CR3B	PX	-0.000399	-0.000399	0	0
119	CR3A	PX	-0.000399	-0.000399	0	0
120	CR2B	PX	-0.000399	-0.000399	0	0
121	CR2A	PX	-0.000399	-0.000399	0	0
122	CR1B	PX	-0.000399	-0.000399	0	0
123	CR1A	PX	-0.000399	-0.000399	0	0
124	CPL6	PX	-0.000957	-0.000957	0	0
125	CPL5	PX	-0.000957	-0.000957	0	0
126	CPL4	PX	-0.000957	-0.000957	0	0
127	CPL3	PX	-0.000957	-0.000957	0	0
128	CPL2	PX	-0.000957	-0.000957	0	0
129	CPL1	PX	-0.000957	-0.000957	0	0
130	CORNER3	PX	-0.000957	-0.000957	0	0
131	CORNER2	PX	-0.000957	-0.000957	0	0
132	CORNER1	PX	-0.000957	-0.000957	0	0

**Member Distributed Loads (BLC 20 : Maintenance (150))**

Member Label	Direction	Start Magnitude[k/ft....	End Magnitude[k/ft.F...	Start Location[ft, %]	End Location[ft, %]	
1	SUP3B	PY	.000319	.000319	0	0
2	SUP3A	PY	.000319	.000319	0	0
3	SUP2B	PY	.000319	.000319	0	0
4	SUP2A	PY	.000319	.000319	0	0
5	SUP1B	PY	.000319	.000319	0	0
6	SUP1A	PY	.000319	.000319	0	0
7	SO3	PY	.000399	.000399	0	0
8	SO2	PY	.000399	.000399	0	0
9	SO1	PY	.000399	.000399	0	0
10	RPL6	PY	.000957	.000957	0	0
11	RPL5	PY	.000957	.000957	0	0
12	RPL4	PY	.000957	.000957	0	0
13	RPL3	PY	.000957	.000957	0	0
14	RPL2	PY	.000957	.000957	0	0
15	RPL1	PY	.000957	.000957	0	0
16	RCORNER3	PY	.000399	.000399	0	0
17	RCORNER2	PY	.000399	.000399	0	0
18	RCORNER1	PY	.000399	.000399	0	0
19	RAIL1	PY	.000276	.000276	0	0
20	RAIL3	PY	.000276	.000276	0	0
21	RAIL2	PY	.000138	.000138	0	0
22	PLATE12	PY	.000957	.000957	0	0



Company : POD Group  
 Designer : YC  
 Job Number : 22-139020  
 Model Name : 302496

Sept 2, 2022  
 1:52 PM  
 Checked By: \_\_\_\_\_

**Member Distributed Loads (BLC 20 : Maintenance (150)) (Continued)**

Member Label	Direction	Start Magnitude[k/ft,...	End Magnitude[k/ft,F...	Start Location[ft, %]	End Location[ft, %]	
23	PLATE11	PY	.000957	.000957	0	0
24	PLATE10	PY	.000957	.000957	0	0
25	PLATE9	PY	.000957	.000957	0	0
26	PLATE8	PY	.000957	.000957	0	0
27	PLATE7	PY	.000957	.000957	0	0
28	PLATE6	PY	.000957	.000957	0	0
29	PLATE5	PY	.000957	.000957	0	0
30	PLATE4	PY	.000957	.000957	0	0
31	PLATE3	PY	.000957	.000957	0	0
32	PLATE2	PY	.000957	.000957	0	0
33	PLATE1	PY	.000957	.000957	0	0
34	MP GAMMA4	PY	.00055	.00055	0	0
35	MP GAMMA3	PY	.00055	.00055	0	0
36	MP GAMMA2	PY	.00055	.00055	0	0
37	MP GAMMA1	PY	.00055	.00055	0	0
38	MP BETA4	PY	.00055	.00055	0	0
39	MP BETA3	PY	.00055	.00055	0	0
40	MP BETA2	PY	.00055	.00055	0	0
41	MP BETA1	PY	.00055	.00055	0	0
42	MP ALPHA4	PY	.00055	.00055	0	0
43	MP ALPHA3	PY	.00055	.00055	0	0
44	MP ALPHA2	PY	.00055	.00055	0	0
45	MP ALPHA1	PY	.00055	.00055	0	0
46	KICKER3	PY	.000399	.000399	0	0
47	KICKER2	PY	.000399	.000399	0	0
48	KICKER1	PY	.000399	.000399	0	0
49	FACE1	PY	.000407	.000407	0	0
50	FACE3	PY	.000407	.000407	0	0
51	FACE2	PY	.000203	.000203	0	0
52	CR3B	PY	.000399	.000399	0	0
53	CR3A	PY	.000399	.000399	0	0
54	CR2B	PY	.000399	.000399	0	0
55	CR2A	PY	.000399	.000399	0	0
56	CR1B	PY	.000399	.000399	0	0
57	CR1A	PY	.000399	.000399	0	0
58	CPL6	PY	.000957	.000957	0	0
59	CPL5	PY	.000957	.000957	0	0
60	CPL4	PY	.000957	.000957	0	0
61	CPL3	PY	.000957	.000957	0	0
62	CPL2	PY	.000957	.000957	0	0
63	CPL1	PY	.000957	.000957	0	0
64	CORNER3	PY	.000957	.000957	0	0
65	CORNER2	PY	.000957	.000957	0	0
66	CORNER1	PY	.000957	.000957	0	0
67	SUP3B	PX	-.000184	-.000184	0	0
68	SUP3A	PX	-.000184	-.000184	0	0
69	SUP2B	PX	-.000184	-.000184	0	0
70	SUP2A	PX	-.000184	-.000184	0	0
71	SUP1B	PX	-.000184	-.000184	0	0
72	SUP1A	PX	-.000184	-.000184	0	0
73	SO3	PX	-.00023	-.00023	0	0
74	SO2	PX	-.00023	-.00023	0	0
75	SO1	PX	-.00023	-.00023	0	0
76	RPL6	PX	-.000552	-.000552	0	0
77	RPL5	PX	-.000552	-.000552	0	0
78	RPL4	PX	-.000552	-.000552	0	0
79	RPL3	PX	-.000552	-.000552	0	0



Company : POD Group  
 Designer : YC  
 Job Number : 22-139020  
 Model Name : 302496

Sept 2, 2022  
 1:52 PM  
 Checked By: \_\_\_\_\_

**Member Distributed Loads (BLC 20 : Maintenance (150)) (Continued)**

Member Label	Direction	Start Magnitude[k/ft,...	End Magnitude[k/ft,F...	Start Location[ft, %]	End Location[ft, %]	
80	RPL2	PX	-0.000552	-0.000552	0	0
81	RPL1	PX	-0.000552	-0.000552	0	0
82	RCORNER3	PX	-0.00023	-0.00023	0	0
83	RCORNER2	PX	-0.00023	-0.00023	0	0
84	RCORNER1	PX	-0.00023	-0.00023	0	0
85	RAIL1	PX	-0.000159	-0.000159	0	0
86	RAIL3	PX	-0.000159	-0.000159	0	0
87	RAIL2	PX	-8e-5	-8e-5	0	0
88	PLATE12	PX	-0.000552	-0.000552	0	0
89	PLATE11	PX	-0.000552	-0.000552	0	0
90	PLATE10	PX	-0.000552	-0.000552	0	0
91	PLATE9	PX	-0.000552	-0.000552	0	0
92	PLATE8	PX	-0.000552	-0.000552	0	0
93	PLATE7	PX	-0.000552	-0.000552	0	0
94	PLATE6	PX	-0.000552	-0.000552	0	0
95	PLATE5	PX	-0.000552	-0.000552	0	0
96	PLATE4	PX	-0.000552	-0.000552	0	0
97	PLATE3	PX	-0.000552	-0.000552	0	0
98	PLATE2	PX	-0.000552	-0.000552	0	0
99	PLATE1	PX	-0.000552	-0.000552	0	0
100	MP GAMMA4	PX	-0.000318	-0.000318	0	0
101	MP GAMMA3	PX	-0.000318	-0.000318	0	0
102	MP GAMMA2	PX	-0.000318	-0.000318	0	0
103	MP GAMMA1	PX	-0.000318	-0.000318	0	0
104	MP BETA4	PX	-0.000318	-0.000318	0	0
105	MP BETA3	PX	-0.000318	-0.000318	0	0
106	MP BETA2	PX	-0.000318	-0.000318	0	0
107	MP BETA1	PX	-0.000318	-0.000318	0	0
108	MP ALPHA4	PX	-0.000318	-0.000318	0	0
109	MP ALPHA3	PX	-0.000318	-0.000318	0	0
110	MP ALPHA2	PX	-0.000318	-0.000318	0	0
111	MP ALPHA1	PX	-0.000318	-0.000318	0	0
112	KICKER3	PX	-0.00023	-0.00023	0	0
113	KICKER2	PX	-0.00023	-0.00023	0	0
114	KICKER1	PX	-0.00023	-0.00023	0	0
115	FACE1	PX	-0.000235	-0.000235	0	0
116	FACE3	PX	-0.000235	-0.000235	0	0
117	FACE2	PX	-0.000117	-0.000117	0	0
118	CR3B	PX	-0.00023	-0.00023	0	0
119	CR3A	PX	-0.00023	-0.00023	0	0
120	CR2B	PX	-0.00023	-0.00023	0	0
121	CR2A	PX	-0.00023	-0.00023	0	0
122	CR1B	PX	-0.00023	-0.00023	0	0
123	CR1A	PX	-0.00023	-0.00023	0	0
124	CPL6	PX	-0.000552	-0.000552	0	0
125	CPL5	PX	-0.000552	-0.000552	0	0
126	CPL4	PX	-0.000552	-0.000552	0	0
127	CPL3	PX	-0.000552	-0.000552	0	0
128	CPL2	PX	-0.000552	-0.000552	0	0
129	CPL1	PX	-0.000552	-0.000552	0	0
130	CORNER3	PX	-0.000552	-0.000552	0	0
131	CORNER2	PX	-0.000552	-0.000552	0	0
132	CORNER1	PX	-0.000552	-0.000552	0	0

**Member Distributed Loads (BLC 21 : Maintenance (180))**

Member Label	Direction	Start Magnitude[k/ft,...	End Magnitude[k/ft,F...	Start Location[ft, %]	End Location[ft, %]
--------------	-----------	--------------------------	-------------------------	-----------------------	---------------------



Company : POD Group  
 Designer : YC  
 Job Number : 22-139020  
 Model Name : 302496

Sept 2, 2022  
 1:52 PM  
 Checked By: \_\_\_\_\_

**Member Distributed Loads (BLC 21 : Maintenance (180)) (Continued)**

Member Label	Direction	Start Magnitude[k/ft,...	End Magnitude[k/ft,F...	Start Location[ft, %]	End Location[ft, %]
1 SUP3B	PY	.000368	.000368	0	0
2 SUP3A	PY	.000368	.000368	0	0
3 SUP2B	PY	.000368	.000368	0	0
4 SUP2A	PY	.000368	.000368	0	0
5 SUP1B	PY	.000368	.000368	0	0
6 SUP1A	PY	.000368	.000368	0	0
7 SO3	PY	.00046	.00046	0	0
8 SO2	PY	.00046	.00046	0	0
9 SO1	PY	.00046	.00046	0	0
10 RPL6	PY	.001	.001	0	0
11 RPL5	PY	.001	.001	0	0
12 RPL4	PY	.001	.001	0	0
13 RPL3	PY	.001	.001	0	0
14 RPL2	PY	.001	.001	0	0
15 RPL1	PY	.001	.001	0	0
16 RCORNER3	PY	.00046	.00046	0	0
17 RCORNER2	PY	.00046	.00046	0	0
18 RCORNER1	PY	.00046	.00046	0	0
19 RAIL1	PY	.000319	.000319	0	0
20 RAIL3	PY	.000319	.000319	0	0
21 RAIL2	PY	.000159	.000159	0	0
22 PLATE12	PY	.001	.001	0	0
23 PLATE11	PY	.001	.001	0	0
24 PLATE10	PY	.001	.001	0	0
25 PLATE9	PY	.001	.001	0	0
26 PLATE8	PY	.001	.001	0	0
27 PLATE7	PY	.001	.001	0	0
28 PLATE6	PY	.001	.001	0	0
29 PLATE5	PY	.001	.001	0	0
30 PLATE4	PY	.001	.001	0	0
31 PLATE3	PY	.001	.001	0	0
32 PLATE2	PY	.001	.001	0	0
33 PLATE1	PY	.001	.001	0	0
34 MP GAMMA4	PY	.000635	.000635	0	0
35 MP GAMMA3	PY	.000635	.000635	0	0
36 MP GAMMA2	PY	.000635	.000635	0	0
37 MP GAMMA1	PY	.000635	.000635	0	0
38 MP BETA4	PY	.000635	.000635	0	0
39 MP BETA3	PY	.000635	.000635	0	0
40 MP BETA2	PY	.000635	.000635	0	0
41 MP BETA1	PY	.000635	.000635	0	0
42 MP ALPHA4	PY	.000635	.000635	0	0
43 MP ALPHA3	PY	.000635	.000635	0	0
44 MP ALPHA2	PY	.000635	.000635	0	0
45 MP ALPHA1	PY	.000635	.000635	0	0
46 KICKER3	PY	.00046	.00046	0	0
47 KICKER2	PY	.00046	.00046	0	0
48 KICKER1	PY	.00046	.00046	0	0
49 FACE1	PY	.00047	.00047	0	0
50 FACE3	PY	.00047	.00047	0	0
51 FACE2	PY	.000235	.000235	0	0
52 CR3B	PY	.00046	.00046	0	0
53 CR3A	PY	.00046	.00046	0	0
54 CR2B	PY	.00046	.00046	0	0
55 CR2A	PY	.00046	.00046	0	0
56 CR1B	PY	.00046	.00046	0	0
57 CR1A	PY	.00046	.00046	0	0



Company : POD Group  
 Designer : YC  
 Job Number : 22-139020  
 Model Name : 302496

Sept 2, 2022  
 1:52 PM  
 Checked By: \_\_\_\_\_

**Member Distributed Loads (BLC 21 : Maintenance (180)) (Continued)**

	Member Label	Direction	Start Magnitude[k/ft....	End Magnitude[k/ft.F...	Start Location[ft.-%]	End Location[ft.-%]
58	CPL6	PY	.001	.001	0	0
59	CPL5	PY	.001	.001	0	0
60	CPL4	PY	.001	.001	0	0
61	CPL3	PY	.001	.001	0	0
62	CPL2	PY	.001	.001	0	0
63	CPL1	PY	.001	.001	0	0
64	CORNER3	PY	.001	.001	0	0
65	CORNER2	PY	.001	.001	0	0
66	CORNER1	PY	.001	.001	0	0

**Member Distributed Loads (BLC 22 : Maintenance (210))**

	Member Label	Direction	Start Magnitude[k/ft....	End Magnitude[k/ft.F...	Start Location[ft.-%]	End Location[ft.-%]
1	SUP3B	PY	.000319	.000319	0	0
2	SUP3A	PY	.000319	.000319	0	0
3	SUP2B	PY	.000319	.000319	0	0
4	SUP2A	PY	.000319	.000319	0	0
5	SUP1B	PY	.000319	.000319	0	0
6	SUP1A	PY	.000319	.000319	0	0
7	SO3	PY	.000399	.000399	0	0
8	SO2	PY	.000399	.000399	0	0
9	SO1	PY	.000399	.000399	0	0
10	RPL6	PY	.000957	.000957	0	0
11	RPL5	PY	.000957	.000957	0	0
12	RPL4	PY	.000957	.000957	0	0
13	RPL3	PY	.000957	.000957	0	0
14	RPL2	PY	.000957	.000957	0	0
15	RPL1	PY	.000957	.000957	0	0
16	RCORNER3	PY	.000399	.000399	0	0
17	RCORNER2	PY	.000399	.000399	0	0
18	RCORNER1	PY	.000399	.000399	0	0
19	RAIL1	PY	.000276	.000276	0	0
20	RAIL2	PY	.000276	.000276	0	0
21	RAIL3	PY	.000138	.000138	0	0
22	PLATE12	PY	.000957	.000957	0	0
23	PLATE11	PY	.000957	.000957	0	0
24	PLATE10	PY	.000957	.000957	0	0
25	PLATE9	PY	.000957	.000957	0	0
26	PLATE8	PY	.000957	.000957	0	0
27	PLATE7	PY	.000957	.000957	0	0
28	PLATE6	PY	.000957	.000957	0	0
29	PLATE5	PY	.000957	.000957	0	0
30	PLATE4	PY	.000957	.000957	0	0
31	PLATE3	PY	.000957	.000957	0	0
32	PLATE2	PY	.000957	.000957	0	0
33	PLATE1	PY	.000957	.000957	0	0
34	MP GAMMA4	PY	.00055	.00055	0	0
35	MP GAMMA3	PY	.00055	.00055	0	0
36	MP GAMMA2	PY	.00055	.00055	0	0
37	MP GAMMA1	PY	.00055	.00055	0	0
38	MP BETA4	PY	.00055	.00055	0	0
39	MP BETA3	PY	.00055	.00055	0	0
40	MP BETA2	PY	.00055	.00055	0	0
41	MP BETA1	PY	.00055	.00055	0	0
42	MP ALPHA4	PY	.00055	.00055	0	0
43	MP ALPHA3	PY	.00055	.00055	0	0
44	MP ALPHA2	PY	.00055	.00055	0	0



Company : POD Group  
 Designer : YC  
 Job Number : 22-139020  
 Model Name : 302496

Sept 2, 2022  
 1:52 PM  
 Checked By: \_\_\_\_\_

**Member Distributed Loads (BLC 22 : Maintenance (210)) (Continued)**

	Member Label	Direction	Start Magnitude[k/ft,...	End Magnitude[k/ft,F...	Start Location[ft, %]	End Location[ft, %]
45	MP ALPHA1	PY	.00055	.00055	0	0
46	KICKER3	PY	.000399	.000399	0	0
47	KICKER2	PY	.000399	.000399	0	0
48	KICKER1	PY	.000399	.000399	0	0
49	FACE1	PY	.000407	.000407	0	0
50	FACE2	PY	.000407	.000407	0	0
51	FACE3	PY	.000203	.000203	0	0
52	CR3B	PY	.000399	.000399	0	0
53	CR3A	PY	.000399	.000399	0	0
54	CR2B	PY	.000399	.000399	0	0
55	CR2A	PY	.000399	.000399	0	0
56	CR1B	PY	.000399	.000399	0	0
57	CR1A	PY	.000399	.000399	0	0
58	CPL6	PY	.000957	.000957	0	0
59	CPL5	PY	.000957	.000957	0	0
60	CPL4	PY	.000957	.000957	0	0
61	CPL3	PY	.000957	.000957	0	0
62	CPL2	PY	.000957	.000957	0	0
63	CPL1	PY	.000957	.000957	0	0
64	CORNER3	PY	.000957	.000957	0	0
65	CORNER2	PY	.000957	.000957	0	0
66	CORNER1	PY	.000957	.000957	0	0
67	SUP3B	PX	.000184	.000184	0	0
68	SUP3A	PX	.000184	.000184	0	0
69	SUP2B	PX	.000184	.000184	0	0
70	SUP2A	PX	.000184	.000184	0	0
71	SUP1B	PX	.000184	.000184	0	0
72	SUP1A	PX	.000184	.000184	0	0
73	SO3	PX	.00023	.00023	0	0
74	SO2	PX	.00023	.00023	0	0
75	SO1	PX	.00023	.00023	0	0
76	RPL6	PX	.000552	.000552	0	0
77	RPL5	PX	.000552	.000552	0	0
78	RPL4	PX	.000552	.000552	0	0
79	RPL3	PX	.000552	.000552	0	0
80	RPL2	PX	.000552	.000552	0	0
81	RPL1	PX	.000552	.000552	0	0
82	RCORNER3	PX	.00023	.00023	0	0
83	RCORNER2	PX	.00023	.00023	0	0
84	RCORNER1	PX	.00023	.00023	0	0
85	RAIL1	PX	.000159	.000159	0	0
86	RAIL2	PX	.000159	.000159	0	0
87	RAIL3	PX	8e-5	8e-5	0	0
88	PLATE12	PX	.000552	.000552	0	0
89	PLATE11	PX	.000552	.000552	0	0
90	PLATE10	PX	.000552	.000552	0	0
91	PLATE9	PX	.000552	.000552	0	0
92	PLATE8	PX	.000552	.000552	0	0
93	PLATE7	PX	.000552	.000552	0	0
94	PLATE6	PX	.000552	.000552	0	0
95	PLATE5	PX	.000552	.000552	0	0
96	PLATE4	PX	.000552	.000552	0	0
97	PLATE3	PX	.000552	.000552	0	0
98	PLATE2	PX	.000552	.000552	0	0
99	PLATE1	PX	.000552	.000552	0	0
100	MP GAMMA4	PX	.000318	.000318	0	0
101	MP GAMMA3	PX	.000318	.000318	0	0



Company : POD Group  
 Designer : YC  
 Job Number : 22-139020  
 Model Name : 302496

Sept 2, 2022  
 1:52 PM  
 Checked By: \_\_\_\_\_

**Member Distributed Loads (BLC 22 : Maintenance (210)) (Continued)**

Member Label	Direction	Start Magnitude[k/ft....	End Magnitude[k/ft.F...	Start Location[ft, %]	End Location[ft, %]	
102	MP GAMMA2	PX	.000318	.000318	0	0
103	MP GAMMA1	PX	.000318	.000318	0	0
104	MP BETA4	PX	.000318	.000318	0	0
105	MP BETA3	PX	.000318	.000318	0	0
106	MP BETA2	PX	.000318	.000318	0	0
107	MP BETA1	PX	.000318	.000318	0	0
108	MP ALPHA4	PX	.000318	.000318	0	0
109	MP ALPHA3	PX	.000318	.000318	0	0
110	MP ALPHA2	PX	.000318	.000318	0	0
111	MP ALPHA1	PX	.000318	.000318	0	0
112	KICKER3	PX	.00023	.00023	0	0
113	KICKER2	PX	.00023	.00023	0	0
114	KICKER1	PX	.00023	.00023	0	0
115	FACE1	PX	.000235	.000235	0	0
116	FACE2	PX	.000235	.000235	0	0
117	FACE3	PX	.000117	.000117	0	0
118	CR3B	PX	.00023	.00023	0	0
119	CR3A	PX	.00023	.00023	0	0
120	CR2B	PX	.00023	.00023	0	0
121	CR2A	PX	.00023	.00023	0	0
122	CR1B	PX	.00023	.00023	0	0
123	CR1A	PX	.00023	.00023	0	0
124	CPL6	PX	.000552	.000552	0	0
125	CPL5	PX	.000552	.000552	0	0
126	CPL4	PX	.000552	.000552	0	0
127	CPL3	PX	.000552	.000552	0	0
128	CPL2	PX	.000552	.000552	0	0
129	CPL1	PX	.000552	.000552	0	0
130	CORNER3	PX	.000552	.000552	0	0
131	CORNER2	PX	.000552	.000552	0	0
132	CORNER1	PX	.000552	.000552	0	0

**Member Distributed Loads (BLC 23 : Maintenance (240))**

Member Label	Direction	Start Magnitude[k/ft....	End Magnitude[k/ft.F...	Start Location[ft, %]	End Location[ft, %]	
1	SUP3B	PY	.000184	.000184	0	0
2	SUP3A	PY	.000184	.000184	0	0
3	SUP2B	PY	.000184	.000184	0	0
4	SUP2A	PY	.000184	.000184	0	0
5	SUP1B	PY	.000184	.000184	0	0
6	SUP1A	PY	.000184	.000184	0	0
7	SO3	PY	.00023	.00023	0	0
8	SO2	PY	.00023	.00023	0	0
9	SO1	PY	.00023	.00023	0	0
10	RPL6	PY	.000552	.000552	0	0
11	RPL5	PY	.000552	.000552	0	0
12	RPL4	PY	.000552	.000552	0	0
13	RPL3	PY	.000552	.000552	0	0
14	RPL2	PY	.000552	.000552	0	0
15	RPL1	PY	.000552	.000552	0	0
16	RCORNER3	PY	.00023	.00023	0	0
17	RCORNER2	PY	.00023	.00023	0	0
18	RCORNER1	PY	.00023	.00023	0	0
19	RAIL1	PY	.000159	.000159	0	0
20	RAIL2	PY	.000159	.000159	0	0
21	RAIL3	PY	8e-5	8e-5	0	0
22	PLATE12	PY	.000552	.000552	0	0



Company : POD Group  
 Designer : YC  
 Job Number : 22-139020  
 Model Name : 302496

Sept 2, 2022  
 1:52 PM  
 Checked By: \_\_\_\_\_

**Member Distributed Loads (BLC 23 : Maintenance (240)) (Continued)**

Member Label	Direction	Start Magnitude[k/ft,...	End Magnitude[k/ft,F...	Start Location[ft, %]	End Location[ft, %]	
23	PLATE11	PY	.000552	.000552	0	0
24	PLATE10	PY	.000552	.000552	0	0
25	PLATE9	PY	.000552	.000552	0	0
26	PLATE8	PY	.000552	.000552	0	0
27	PLATE7	PY	.000552	.000552	0	0
28	PLATE6	PY	.000552	.000552	0	0
29	PLATE5	PY	.000552	.000552	0	0
30	PLATE4	PY	.000552	.000552	0	0
31	PLATE3	PY	.000552	.000552	0	0
32	PLATE2	PY	.000552	.000552	0	0
33	PLATE1	PY	.000552	.000552	0	0
34	MP GAMMA4	PY	.000318	.000318	0	0
35	MP GAMMA3	PY	.000318	.000318	0	0
36	MP GAMMA2	PY	.000318	.000318	0	0
37	MP GAMMA1	PY	.000318	.000318	0	0
38	MP BETA4	PY	.000318	.000318	0	0
39	MP BETA3	PY	.000318	.000318	0	0
40	MP BETA2	PY	.000318	.000318	0	0
41	MP BETA1	PY	.000318	.000318	0	0
42	MP ALPHA4	PY	.000318	.000318	0	0
43	MP ALPHA3	PY	.000318	.000318	0	0
44	MP ALPHA2	PY	.000318	.000318	0	0
45	MP ALPHA1	PY	.000318	.000318	0	0
46	KICKER3	PY	.00023	.00023	0	0
47	KICKER2	PY	.00023	.00023	0	0
48	KICKER1	PY	.00023	.00023	0	0
49	FACE1	PY	.000235	.000235	0	0
50	FACE2	PY	.000235	.000235	0	0
51	FACE3	PY	.000117	.000117	0	0
52	CR3B	PY	.00023	.00023	0	0
53	CR3A	PY	.00023	.00023	0	0
54	CR2B	PY	.00023	.00023	0	0
55	CR2A	PY	.00023	.00023	0	0
56	CR1B	PY	.00023	.00023	0	0
57	CR1A	PY	.00023	.00023	0	0
58	CPL6	PY	.000552	.000552	0	0
59	CPL5	PY	.000552	.000552	0	0
60	CPL4	PY	.000552	.000552	0	0
61	CPL3	PY	.000552	.000552	0	0
62	CPL2	PY	.000552	.000552	0	0
63	CPL1	PY	.000552	.000552	0	0
64	CORNER3	PY	.000552	.000552	0	0
65	CORNER2	PY	.000552	.000552	0	0
66	CORNER1	PY	.000552	.000552	0	0
67	SUP3B	PX	.000319	.000319	0	0
68	SUP3A	PX	.000319	.000319	0	0
69	SUP2B	PX	.000319	.000319	0	0
70	SUP2A	PX	.000319	.000319	0	0
71	SUP1B	PX	.000319	.000319	0	0
72	SUP1A	PX	.000319	.000319	0	0
73	SO3	PX	.000399	.000399	0	0
74	SO2	PX	.000399	.000399	0	0
75	SO1	PX	.000399	.000399	0	0
76	RPL6	PX	.000957	.000957	0	0
77	RPL5	PX	.000957	.000957	0	0
78	RPL4	PX	.000957	.000957	0	0
79	RPL3	PX	.000957	.000957	0	0





Company : POD Group  
 Designer : YC  
 Job Number : 22-139020  
 Model Name : 302496

Sept 2, 2022  
 1:52 PM  
 Checked By: \_\_\_\_\_

**Member Distributed Loads (BLC 23 : Maintenance (240)) (Continued)**

Member Label	Direction	Start Magnitude[k/ft,...	End Magnitude[k/ft,F...	Start Location[ft, %]	End Location[ft, %]	
80	RPL2	PX	.000957	.000957	0	0
81	RPL1	PX	.000957	.000957	0	0
82	RCORNER3	PX	.000399	.000399	0	0
83	RCORNER2	PX	.000399	.000399	0	0
84	RCORNER1	PX	.000399	.000399	0	0
85	RAIL1	PX	.000276	.000276	0	0
86	RAIL2	PX	.000276	.000276	0	0
87	RAIL3	PX	.000138	.000138	0	0
88	PLATE12	PX	.000957	.000957	0	0
89	PLATE11	PX	.000957	.000957	0	0
90	PLATE10	PX	.000957	.000957	0	0
91	PLATE9	PX	.000957	.000957	0	0
92	PLATE8	PX	.000957	.000957	0	0
93	PLATE7	PX	.000957	.000957	0	0
94	PLATE6	PX	.000957	.000957	0	0
95	PLATE5	PX	.000957	.000957	0	0
96	PLATE4	PX	.000957	.000957	0	0
97	PLATE3	PX	.000957	.000957	0	0
98	PLATE2	PX	.000957	.000957	0	0
99	PLATE1	PX	.000957	.000957	0	0
100	MP GAMMA4	PX	.00055	.00055	0	0
101	MP GAMMA3	PX	.00055	.00055	0	0
102	MP GAMMA2	PX	.00055	.00055	0	0
103	MP GAMMA1	PX	.00055	.00055	0	0
104	MP BETA4	PX	.00055	.00055	0	0
105	MP BETA3	PX	.00055	.00055	0	0
106	MP BETA2	PX	.00055	.00055	0	0
107	MP BETA1	PX	.00055	.00055	0	0
108	MP ALPHA4	PX	.00055	.00055	0	0
109	MP ALPHA3	PX	.00055	.00055	0	0
110	MP ALPHA2	PX	.00055	.00055	0	0
111	MP ALPHA1	PX	.00055	.00055	0	0
112	KICKER3	PX	.000399	.000399	0	0
113	KICKER2	PX	.000399	.000399	0	0
114	KICKER1	PX	.000399	.000399	0	0
115	FACE1	PX	.000407	.000407	0	0
116	FACE2	PX	.000407	.000407	0	0
117	FACE3	PX	.000203	.000203	0	0
118	CR3B	PX	.000399	.000399	0	0
119	CR3A	PX	.000399	.000399	0	0
120	CR2B	PX	.000399	.000399	0	0
121	CR2A	PX	.000399	.000399	0	0
122	CR1B	PX	.000399	.000399	0	0
123	CR1A	PX	.000399	.000399	0	0
124	CPL6	PX	.000957	.000957	0	0
125	CPL5	PX	.000957	.000957	0	0
126	CPL4	PX	.000957	.000957	0	0
127	CPL3	PX	.000957	.000957	0	0
128	CPL2	PX	.000957	.000957	0	0
129	CPL1	PX	.000957	.000957	0	0
130	CORNER3	PX	.000957	.000957	0	0
131	CORNER2	PX	.000957	.000957	0	0
132	CORNER1	PX	.000957	.000957	0	0

**Member Distributed Loads (BLC 24 : Maintenance (270))**

Member Label	Direction	Start Magnitude[k/ft,...	End Magnitude[k/ft,F...	Start Location[ft, %]	End Location[ft, %]
--------------	-----------	--------------------------	-------------------------	-----------------------	---------------------



Company : POD Group  
 Designer : YC  
 Job Number : 22-139020  
 Model Name : 302496

Sept 2, 2022  
 1:52 PM  
 Checked By: \_\_\_\_\_

**Member Distributed Loads (BLC 24 : Maintenance (270)) (Continued)**

	Member Label	Direction	Start Magnitude[k/ft,...	End Magnitude[k/ft,F...	Start Location[ft, %]	End Location[ft, %]
1	SUP3B	PX	.000368	.000368	0	0
2	SUP3A	PX	.000368	.000368	0	0
3	SUP2B	PX	.000368	.000368	0	0
4	SUP2A	PX	.000368	.000368	0	0
5	SUP1B	PX	.000368	.000368	0	0
6	SUP1A	PX	.000368	.000368	0	0
7	SO3	PX	.00046	.00046	0	0
8	SO2	PX	.00046	.00046	0	0
9	SO1	PX	.00046	.00046	0	0
10	RPL6	PX	.001	.001	0	0
11	RPL5	PX	.001	.001	0	0
12	RPL4	PX	.001	.001	0	0
13	RPL3	PX	.001	.001	0	0
14	RPL2	PX	.001	.001	0	0
15	RPL1	PX	.001	.001	0	0
16	RCORNER3	PX	.00046	.00046	0	0
17	RCORNER2	PX	.00046	.00046	0	0
18	RCORNER1	PX	.00046	.00046	0	0
19	RAIL1	PX	.000319	.000319	0	0
20	RAIL2	PX	.000319	.000319	0	0
21	RAIL3	PX	.000159	.000159	0	0
22	PLATE12	PX	.001	.001	0	0
23	PLATE11	PX	.001	.001	0	0
24	PLATE10	PX	.001	.001	0	0
25	PLATE9	PX	.001	.001	0	0
26	PLATE8	PX	.001	.001	0	0
27	PLATE7	PX	.001	.001	0	0
28	PLATE6	PX	.001	.001	0	0
29	PLATE5	PX	.001	.001	0	0
30	PLATE4	PX	.001	.001	0	0
31	PLATE3	PX	.001	.001	0	0
32	PLATE2	PX	.001	.001	0	0
33	PLATE1	PX	.001	.001	0	0
34	MP GAMMA4	PX	.000635	.000635	0	0
35	MP GAMMA3	PX	.000635	.000635	0	0
36	MP GAMMA2	PX	.000635	.000635	0	0
37	MP GAMMA1	PX	.000635	.000635	0	0
38	MP BETA4	PX	.000635	.000635	0	0
39	MP BETA3	PX	.000635	.000635	0	0
40	MP BETA2	PX	.000635	.000635	0	0
41	MP BETA1	PX	.000635	.000635	0	0
42	MP ALPHA4	PX	.000635	.000635	0	0
43	MP ALPHA3	PX	.000635	.000635	0	0
44	MP ALPHA2	PX	.000635	.000635	0	0
45	MP ALPHA1	PX	.000635	.000635	0	0
46	KICKER3	PX	.00046	.00046	0	0
47	KICKER2	PX	.00046	.00046	0	0
48	KICKER1	PX	.00046	.00046	0	0
49	FACE1	PX	.00047	.00047	0	0
50	FACE2	PX	.00047	.00047	0	0
51	FACE3	PX	.000235	.000235	0	0
52	CR3B	PX	.00046	.00046	0	0
53	CR3A	PX	.00046	.00046	0	0
54	CR2B	PX	.00046	.00046	0	0
55	CR2A	PX	.00046	.00046	0	0
56	CR1B	PX	.00046	.00046	0	0
57	CR1A	PX	.00046	.00046	0	0



Company : POD Group  
 Designer : YC  
 Job Number : 22-139020  
 Model Name : 302496

Sept 2, 2022  
 1:52 PM  
 Checked By: \_\_\_\_\_

**Member Distributed Loads (BLC 24 : Maintenance (270)) (Continued)**

	Member Label	Direction	Start Magnitude[k/ft....	End Magnitude[k/ft.F...	Start Location[ft.%,]	End Location[ft.%,]
58	CPL6	PX	.001	.001	0	0
59	CPL5	PX	.001	.001	0	0
60	CPL4	PX	.001	.001	0	0
61	CPL3	PX	.001	.001	0	0
62	CPL2	PX	.001	.001	0	0
63	CPL1	PX	.001	.001	0	0
64	CORNER3	PX	.001	.001	0	0
65	CORNER2	PX	.001	.001	0	0
66	CORNER1	PX	.001	.001	0	0

**Member Distributed Loads (BLC 25 : Maintenance (300))**

	Member Label	Direction	Start Magnitude[k/ft....	End Magnitude[k/ft.F...	Start Location[ft.%,]	End Location[ft.%,]
1	SUP3B	PY	-.000184	-.000184	0	0
2	SUP3A	PY	-.000184	-.000184	0	0
3	SUP2B	PY	-.000184	-.000184	0	0
4	SUP2A	PY	-.000184	-.000184	0	0
5	SUP1B	PY	-.000184	-.000184	0	0
6	SUP1A	PY	-.000184	-.000184	0	0
7	SO3	PY	-.00023	-.00023	0	0
8	SO2	PY	-.00023	-.00023	0	0
9	SO1	PY	-.00023	-.00023	0	0
10	RPL6	PY	-.000552	-.000552	0	0
11	RPL5	PY	-.000552	-.000552	0	0
12	RPL4	PY	-.000552	-.000552	0	0
13	RPL3	PY	-.000552	-.000552	0	0
14	RPL2	PY	-.000552	-.000552	0	0
15	RPL1	PY	-.000552	-.000552	0	0
16	RCORNER3	PY	-.00023	-.00023	0	0
17	RCORNER2	PY	-.00023	-.00023	0	0
18	RCORNER1	PY	-.00023	-.00023	0	0
19	RAIL1	PY	-.000159	-.000159	0	0
20	RAIL2	PY	-.000159	-.000159	0	0
21	RAIL3	PY	-8e-5	-8e-5	0	0
22	PLATE12	PY	-.000552	-.000552	0	0
23	PLATE11	PY	-.000552	-.000552	0	0
24	PLATE10	PY	-.000552	-.000552	0	0
25	PLATE9	PY	-.000552	-.000552	0	0
26	PLATE8	PY	-.000552	-.000552	0	0
27	PLATE7	PY	-.000552	-.000552	0	0
28	PLATE6	PY	-.000552	-.000552	0	0
29	PLATE5	PY	-.000552	-.000552	0	0
30	PLATE4	PY	-.000552	-.000552	0	0
31	PLATE3	PY	-.000552	-.000552	0	0
32	PLATE2	PY	-.000552	-.000552	0	0
33	PLATE1	PY	-.000552	-.000552	0	0
34	MP GAMMA4	PY	-.000318	-.000318	0	0
35	MP GAMMA3	PY	-.000318	-.000318	0	0
36	MP GAMMA2	PY	-.000318	-.000318	0	0
37	MP GAMMA1	PY	-.000318	-.000318	0	0
38	MP BETA4	PY	-.000318	-.000318	0	0
39	MP BETA3	PY	-.000318	-.000318	0	0
40	MP BETA2	PY	-.000318	-.000318	0	0
41	MP BETA1	PY	-.000318	-.000318	0	0
42	MP ALPHA4	PY	-.000318	-.000318	0	0
43	MP ALPHA3	PY	-.000318	-.000318	0	0
44	MP ALPHA2	PY	-.000318	-.000318	0	0



Company : POD Group  
 Designer : YC  
 Job Number : 22-139020  
 Model Name : 302496

Sept 2, 2022  
 1:52 PM  
 Checked By: \_\_\_\_\_

**Member Distributed Loads (BLC 25 : Maintenance (300)) (Continued)**

Member Label	Direction	Start Magnitude[k/ft...	End Magnitude[k/ft.F...	Start Location[ft.-%]	End Location[ft.-%]	
45	MP ALPHA1	PY	-0.00318	-0.00318	0	0
46	KICKER3	PY	-0.0023	-0.0023	0	0
47	KICKER2	PY	-0.0023	-0.0023	0	0
48	KICKER1	PY	-0.0023	-0.0023	0	0
49	FACE1	PY	-0.00235	-0.00235	0	0
50	FACE2	PY	-0.00235	-0.00235	0	0
51	FACE3	PY	-0.00117	-0.00117	0	0
52	CR3B	PY	-0.0023	-0.0023	0	0
53	CR3A	PY	-0.0023	-0.0023	0	0
54	CR2B	PY	-0.0023	-0.0023	0	0
55	CR2A	PY	-0.0023	-0.0023	0	0
56	CR1B	PY	-0.0023	-0.0023	0	0
57	CR1A	PY	-0.0023	-0.0023	0	0
58	CPL6	PY	-0.00552	-0.00552	0	0
59	CPL5	PY	-0.00552	-0.00552	0	0
60	CPL4	PY	-0.00552	-0.00552	0	0
61	CPL3	PY	-0.00552	-0.00552	0	0
62	CPL2	PY	-0.00552	-0.00552	0	0
63	CPL1	PY	-0.00552	-0.00552	0	0
64	CORNER3	PY	-0.00552	-0.00552	0	0
65	CORNER2	PY	-0.00552	-0.00552	0	0
66	CORNER1	PY	-0.00552	-0.00552	0	0
67	SUP3B	PX	.000319	.000319	0	0
68	SUP3A	PX	.000319	.000319	0	0
69	SUP2B	PX	.000319	.000319	0	0
70	SUP2A	PX	.000319	.000319	0	0
71	SUP1B	PX	.000319	.000319	0	0
72	SUP1A	PX	.000319	.000319	0	0
73	SO3	PX	.000399	.000399	0	0
74	SO2	PX	.000399	.000399	0	0
75	SO1	PX	.000399	.000399	0	0
76	RPL6	PX	.000957	.000957	0	0
77	RPL5	PX	.000957	.000957	0	0
78	RPL4	PX	.000957	.000957	0	0
79	RPL3	PX	.000957	.000957	0	0
80	RPL2	PX	.000957	.000957	0	0
81	RPL1	PX	.000957	.000957	0	0
82	RCORNER3	PX	.000399	.000399	0	0
83	RCORNER2	PX	.000399	.000399	0	0
84	RCORNER1	PX	.000399	.000399	0	0
85	RAIL1	PX	.000276	.000276	0	0
86	RAIL2	PX	.000276	.000276	0	0
87	RAIL3	PX	.000138	.000138	0	0
88	PLATE12	PX	.000957	.000957	0	0
89	PLATE11	PX	.000957	.000957	0	0
90	PLATE10	PX	.000957	.000957	0	0
91	PLATE9	PX	.000957	.000957	0	0
92	PLATE8	PX	.000957	.000957	0	0
93	PLATE7	PX	.000957	.000957	0	0
94	PLATE6	PX	.000957	.000957	0	0
95	PLATE5	PX	.000957	.000957	0	0
96	PLATE4	PX	.000957	.000957	0	0
97	PLATE3	PX	.000957	.000957	0	0
98	PLATE2	PX	.000957	.000957	0	0
99	PLATE1	PX	.000957	.000957	0	0
100	MP GAMMA4	PX	.00055	.00055	0	0
101	MP GAMMA3	PX	.00055	.00055	0	0



Company : POD Group  
 Designer : YC  
 Job Number : 22-139020  
 Model Name : 302496

Sept 2, 2022  
 1:52 PM  
 Checked By: \_\_\_\_\_

**Member Distributed Loads (BLC 25 : Maintenance (300)) (Continued)**

Member Label	Direction	Start Magnitude[k/ft....	End Magnitude[k/ft.F...	Start Location[ft, %]	End Location[ft, %]	
102	MP GAMMA2	PX	.00055	.00055	0	0
103	MP GAMMA1	PX	.00055	.00055	0	0
104	MP BETA4	PX	.00055	.00055	0	0
105	MP BETA3	PX	.00055	.00055	0	0
106	MP BETA2	PX	.00055	.00055	0	0
107	MP BETA1	PX	.00055	.00055	0	0
108	MP ALPHA4	PX	.00055	.00055	0	0
109	MP ALPHA3	PX	.00055	.00055	0	0
110	MP ALPHA2	PX	.00055	.00055	0	0
111	MP ALPHA1	PX	.00055	.00055	0	0
112	KICKER3	PX	.000399	.000399	0	0
113	KICKER2	PX	.000399	.000399	0	0
114	KICKER1	PX	.000399	.000399	0	0
115	FACE1	PX	.000407	.000407	0	0
116	FACE2	PX	.000407	.000407	0	0
117	FACE3	PX	.000203	.000203	0	0
118	CR3B	PX	.000399	.000399	0	0
119	CR3A	PX	.000399	.000399	0	0
120	CR2B	PX	.000399	.000399	0	0
121	CR2A	PX	.000399	.000399	0	0
122	CR1B	PX	.000399	.000399	0	0
123	CR1A	PX	.000399	.000399	0	0
124	CPL6	PX	.000957	.000957	0	0
125	CPL5	PX	.000957	.000957	0	0
126	CPL4	PX	.000957	.000957	0	0
127	CPL3	PX	.000957	.000957	0	0
128	CPL2	PX	.000957	.000957	0	0
129	CPL1	PX	.000957	.000957	0	0
130	CORNER3	PX	.000957	.000957	0	0
131	CORNER2	PX	.000957	.000957	0	0
132	CORNER1	PX	.000957	.000957	0	0

**Member Distributed Loads (BLC 26 : Maintenance (330))**

Member Label	Direction	Start Magnitude[k/ft....	End Magnitude[k/ft.F...	Start Location[ft, %]	End Location[ft, %]	
1	SUP3B	PY	-.000319	-.000319	0	0
2	SUP3A	PY	-.000319	-.000319	0	0
3	SUP2B	PY	-.000319	-.000319	0	0
4	SUP2A	PY	-.000319	-.000319	0	0
5	SUP1B	PY	-.000319	-.000319	0	0
6	SUP1A	PY	-.000319	-.000319	0	0
7	SO3	PY	-.000399	-.000399	0	0
8	SO2	PY	-.000399	-.000399	0	0
9	SO1	PY	-.000399	-.000399	0	0
10	RPL6	PY	-.000957	-.000957	0	0
11	RPL5	PY	-.000957	-.000957	0	0
12	RPL4	PY	-.000957	-.000957	0	0
13	RPL3	PY	-.000957	-.000957	0	0
14	RPL2	PY	-.000957	-.000957	0	0
15	RPL1	PY	-.000957	-.000957	0	0
16	RCORNER3	PY	-.000399	-.000399	0	0
17	RCORNER2	PY	-.000399	-.000399	0	0
18	RCORNER1	PY	-.000399	-.000399	0	0
19	RAIL3	PY	-.000276	-.000276	0	0
20	RAIL2	PY	-.000276	-.000276	0	0
21	RAIL1	PY	-.000138	-.000138	0	0
22	PLATE12	PY	-.000957	-.000957	0	0



Company : POD Group  
 Designer : YC  
 Job Number : 22-139020  
 Model Name : 302496

Sept 2, 2022  
 1:52 PM  
 Checked By: \_\_\_\_\_

**Member Distributed Loads (BLC 26 : Maintenance (330)) (Continued)**

Member Label	Direction	Start Magnitude[k/ft....	End Magnitude[k/ft.F...	Start Location[ft.%,]	End Location[ft.%,]	
23	PLATE11	PY	-.000957	-.000957	0	0
24	PLATE10	PY	-.000957	-.000957	0	0
25	PLATE9	PY	-.000957	-.000957	0	0
26	PLATE8	PY	-.000957	-.000957	0	0
27	PLATE7	PY	-.000957	-.000957	0	0
28	PLATE6	PY	-.000957	-.000957	0	0
29	PLATE5	PY	-.000957	-.000957	0	0
30	PLATE4	PY	-.000957	-.000957	0	0
31	PLATE3	PY	-.000957	-.000957	0	0
32	PLATE2	PY	-.000957	-.000957	0	0
33	PLATE1	PY	-.000957	-.000957	0	0
34	MP GAMMA4	PY	-.00055	-.00055	0	0
35	MP GAMMA3	PY	-.00055	-.00055	0	0
36	MP GAMMA2	PY	-.00055	-.00055	0	0
37	MP GAMMA1	PY	-.00055	-.00055	0	0
38	MP BETA4	PY	-.00055	-.00055	0	0
39	MP BETA3	PY	-.00055	-.00055	0	0
40	MP BETA2	PY	-.00055	-.00055	0	0
41	MP BETA1	PY	-.00055	-.00055	0	0
42	MP ALPHA4	PY	-.00055	-.00055	0	0
43	MP ALPHA3	PY	-.00055	-.00055	0	0
44	MP ALPHA2	PY	-.00055	-.00055	0	0
45	MP ALPHA1	PY	-.00055	-.00055	0	0
46	KICKER3	PY	-.000399	-.000399	0	0
47	KICKER2	PY	-.000399	-.000399	0	0
48	KICKER1	PY	-.000399	-.000399	0	0
49	FACE3	PY	-.000407	-.000407	0	0
50	FACE2	PY	-.000407	-.000407	0	0
51	FACE1	PY	-.000203	-.000203	0	0
52	CR3B	PY	-.000399	-.000399	0	0
53	CR3A	PY	-.000399	-.000399	0	0
54	CR2B	PY	-.000399	-.000399	0	0
55	CR2A	PY	-.000399	-.000399	0	0
56	CR1B	PY	-.000399	-.000399	0	0
57	CR1A	PY	-.000399	-.000399	0	0
58	CPL6	PY	-.000957	-.000957	0	0
59	CPL5	PY	-.000957	-.000957	0	0
60	CPL4	PY	-.000957	-.000957	0	0
61	CPL3	PY	-.000957	-.000957	0	0
62	CPL2	PY	-.000957	-.000957	0	0
63	CPL1	PY	-.000957	-.000957	0	0
64	CORNER3	PY	-.000957	-.000957	0	0
65	CORNER2	PY	-.000957	-.000957	0	0
66	CORNER1	PY	-.000957	-.000957	0	0
67	SUP3B	PX	.000184	.000184	0	0
68	SUP3A	PX	.000184	.000184	0	0
69	SUP2B	PX	.000184	.000184	0	0
70	SUP2A	PX	.000184	.000184	0	0
71	SUP1B	PX	.000184	.000184	0	0
72	SUP1A	PX	.000184	.000184	0	0
73	SO3	PX	.00023	.00023	0	0
74	SO2	PX	.00023	.00023	0	0
75	SO1	PX	.00023	.00023	0	0
76	RPL6	PX	.000552	.000552	0	0
77	RPL5	PX	.000552	.000552	0	0
78	RPL4	PX	.000552	.000552	0	0
79	RPL3	PX	.000552	.000552	0	0



Company : POD Group  
 Designer : YC  
 Job Number : 22-139020  
 Model Name : 302496

Sept 2, 2022  
 1:52 PM  
 Checked By: \_\_\_\_\_

**Member Distributed Loads (BLC 26 : Maintenance (330)) (Continued)**

Member Label	Direction	Start Magnitude[k/ft,...	End Magnitude[k/ft,F...	Start Location[ft, %]	End Location[ft, %]	
80	RPL2	PX	.000552	.000552	0	0
81	RPL1	PX	.000552	.000552	0	0
82	RCORNER3	PX	.00023	.00023	0	0
83	RCORNER2	PX	.00023	.00023	0	0
84	RCORNER1	PX	.00023	.00023	0	0
85	RAIL3	PX	.000159	.000159	0	0
86	RAIL2	PX	.000159	.000159	0	0
87	RAIL1	PX	8e-5	8e-5	0	0
88	PLATE12	PX	.000552	.000552	0	0
89	PLATE11	PX	.000552	.000552	0	0
90	PLATE10	PX	.000552	.000552	0	0
91	PLATE9	PX	.000552	.000552	0	0
92	PLATE8	PX	.000552	.000552	0	0
93	PLATE7	PX	.000552	.000552	0	0
94	PLATE6	PX	.000552	.000552	0	0
95	PLATE5	PX	.000552	.000552	0	0
96	PLATE4	PX	.000552	.000552	0	0
97	PLATE3	PX	.000552	.000552	0	0
98	PLATE2	PX	.000552	.000552	0	0
99	PLATE1	PX	.000552	.000552	0	0
100	MP GAMMA4	PX	.000318	.000318	0	0
101	MP GAMMA3	PX	.000318	.000318	0	0
102	MP GAMMA2	PX	.000318	.000318	0	0
103	MP GAMMA1	PX	.000318	.000318	0	0
104	MP BETA4	PX	.000318	.000318	0	0
105	MP BETA3	PX	.000318	.000318	0	0
106	MP BETA2	PX	.000318	.000318	0	0
107	MP BETA1	PX	.000318	.000318	0	0
108	MP ALPHA4	PX	.000318	.000318	0	0
109	MP ALPHA3	PX	.000318	.000318	0	0
110	MP ALPHA2	PX	.000318	.000318	0	0
111	MP ALPHA1	PX	.000318	.000318	0	0
112	KICKER3	PX	.00023	.00023	0	0
113	KICKER2	PX	.00023	.00023	0	0
114	KICKER1	PX	.00023	.00023	0	0
115	FACE3	PX	.000235	.000235	0	0
116	FACE2	PX	.000235	.000235	0	0
117	FACE1	PX	.000117	.000117	0	0
118	CR3B	PX	.00023	.00023	0	0
119	CR3A	PX	.00023	.00023	0	0
120	CR2B	PX	.00023	.00023	0	0
121	CR2A	PX	.00023	.00023	0	0
122	CR1B	PX	.00023	.00023	0	0
123	CR1A	PX	.00023	.00023	0	0
124	CPL6	PX	.000552	.000552	0	0
125	CPL5	PX	.000552	.000552	0	0
126	CPL4	PX	.000552	.000552	0	0
127	CPL3	PX	.000552	.000552	0	0
128	CPL2	PX	.000552	.000552	0	0
129	CPL1	PX	.000552	.000552	0	0
130	CORNER3	PX	.000552	.000552	0	0
131	CORNER2	PX	.000552	.000552	0	0
132	CORNER1	PX	.000552	.000552	0	0

**Member Distributed Loads (BLC 27 : Ice Dead Load)**

Member Label	Direction	Start Magnitude[k/ft,...	End Magnitude[k/ft,F...	Start Location[ft, %]	End Location[ft, %]
--------------	-----------	--------------------------	-------------------------	-----------------------	---------------------



Company : POD Group  
 Designer : YC  
 Job Number : 22-139020  
 Model Name : 302496

Sept 2, 2022  
 1:52 PM  
 Checked By: \_\_\_\_\_

**Member Distributed Loads (BLC 27 : Ice Dead Load) (Continued)**

Member Label	Direction	Start Magnitude[k/ft,...	End Magnitude[k/ft,F...	Start Location[ft, %]	End Location[ft, %]	
1	SUP3B	Z	-0.006	-0.006	0	0
2	SUP3A	Z	-0.006	-0.006	0	0
3	SUP2B	Z	-0.006	-0.006	0	0
4	SUP2A	Z	-0.006	-0.006	0	0
5	SUP1B	Z	-0.006	-0.006	0	0
6	SUP1A	Z	-0.006	-0.006	0	0
7	SO3	Z	-0.009	-0.009	0	0
8	SO2	Z	-0.009	-0.009	0	0
9	SO1	Z	-0.009	-0.009	0	0
10	RPL6	Z	-0.008	-0.008	0	0
11	RPL5	Z	-0.008	-0.008	0	0
12	RPL4	Z	-0.008	-0.008	0	0
13	RPL3	Z	-0.008	-0.008	0	0
14	RPL2	Z	-0.008	-0.008	0	0
15	RPL1	Z	-0.008	-0.008	0	0
16	RCORNER3	Z	-0.007	-0.007	0	0
17	RCORNER2	Z	-0.007	-0.007	0	0
18	RCORNER1	Z	-0.007	-0.007	0	0
19	RAIL3	Z	-0.005	-0.005	0	0
20	RAIL2	Z	-0.005	-0.005	0	0
21	RAIL1	Z	-0.005	-0.005	0	0
22	PLATE12	Z	-0.008	-0.008	0	0
23	PLATE11	Z	-0.008	-0.008	0	0
24	PLATE10	Z	-0.008	-0.008	0	0
25	PLATE9	Z	-0.008	-0.008	0	0
26	PLATE8	Z	-0.008	-0.008	0	0
27	PLATE7	Z	-0.008	-0.008	0	0
28	PLATE6	Z	-0.008	-0.008	0	0
29	PLATE5	Z	-0.008	-0.008	0	0
30	PLATE4	Z	-0.008	-0.008	0	0
31	PLATE3	Z	-0.008	-0.008	0	0
32	PLATE2	Z	-0.008	-0.008	0	0
33	PLATE1	Z	-0.008	-0.008	0	0
34	MP GAMMA4	Z	-0.006	-0.006	0	0
35	MP GAMMA3	Z	-0.006	-0.006	0	0
36	MP GAMMA2	Z	-0.006	-0.006	0	0
37	MP GAMMA1	Z	-0.006	-0.006	0	0
38	MP BETA4	Z	-0.006	-0.006	0	0
39	MP BETA3	Z	-0.006	-0.006	0	0
40	MP BETA2	Z	-0.006	-0.006	0	0
41	MP BETA1	Z	-0.006	-0.006	0	0
42	MP ALPHA4	Z	-0.006	-0.006	0	0
43	MP ALPHA3	Z	-0.006	-0.006	0	0
44	MP ALPHA2	Z	-0.006	-0.006	0	0
45	MP ALPHA1	Z	-0.006	-0.006	0	0
46	KICKER3	Z	-0.011	-0.011	0	0
47	KICKER2	Z	-0.011	-0.011	0	0
48	KICKER1	Z	-0.011	-0.011	0	0
49	FACE3	Z	-0.007	-0.007	0	0
50	FACE2	Z	-0.007	-0.007	0	0
51	FACE1	Z	-0.007	-0.007	0	0
52	CR3B	Z	-0.009	-0.009	0	0
53	CR3A	Z	-0.009	-0.009	0	0
54	CR2B	Z	-0.009	-0.009	0	0
55	CR2A	Z	-0.009	-0.009	0	0
56	CR1B	Z	-0.009	-0.009	0	0
57	CR1A	Z	-0.009	-0.009	0	0





Company : POD Group  
 Designer : YC  
 Job Number : 22-139020  
 Model Name : 302496

Sept 2, 2022  
 1:52 PM  
 Checked By: \_\_\_\_\_

**Member Distributed Loads (BLC 27 : Ice Dead Load) (Continued)**

	Member Label	Direction	Start Magnitude[k/ft....	End Magnitude[k/ft.F...	Start Location[ft.%,]	End Location[ft.%,]
58	CPL6	Z	-0.008	-0.008	0	0
59	CPL5	Z	-0.008	-0.008	0	0
60	CPL4	Z	-0.008	-0.008	0	0
61	CPL3	Z	-0.008	-0.008	0	0
62	CPL2	Z	-0.008	-0.008	0	0
63	CPL1	Z	-0.008	-0.008	0	0
64	CORNER3	Z	-0.008	-0.008	0	0
65	CORNER2	Z	-0.008	-0.008	0	0
66	CORNER1	Z	-0.008	-0.008	0	0

**Member Distributed Loads (BLC 28 : Ice Wind Load (0))**

	Member Label	Direction	Start Magnitude[k/ft....	End Magnitude[k/ft.F...	Start Location[ft.%,]	End Location[ft.%,]
1	SUP3B	PY	-0.002	-0.002	0	0
2	SUP3A	PY	-0.002	-0.002	0	0
3	SUP2B	PY	-0.002	-0.002	0	0
4	SUP2A	PY	-0.002	-0.002	0	0
5	SUP1B	PY	-0.002	-0.002	0	0
6	SUP1A	PY	-0.002	-0.002	0	0
7	SO3	PY	-0.001	-0.001	0	0
8	SO2	PY	-0.001	-0.001	0	0
9	SO1	PY	-0.001	-0.001	0	0
10	RPL6	PY	-0.003	-0.003	0	0
11	RPL5	PY	-0.003	-0.003	0	0
12	RPL4	PY	-0.003	-0.003	0	0
13	RPL3	PY	-0.003	-0.003	0	0
14	RPL2	PY	-0.003	-0.003	0	0
15	RPL1	PY	-0.003	-0.003	0	0
16	RCORNER3	PY	-0.002	-0.002	0	0
17	RCORNER2	PY	-0.002	-0.002	0	0
18	RCORNER1	PY	-0.002	-0.002	0	0
19	RAIL3	PY	-0.002	-0.002	0	0
20	RAIL2	PY	-0.002	-0.002	0	0
21	RAIL1	PY	-0.001	-0.001	0	0
22	PLATE12	PY	-0.003	-0.003	0	0
23	PLATE11	PY	-0.003	-0.003	0	0
24	PLATE10	PY	-0.003	-0.003	0	0
25	PLATE9	PY	-0.003	-0.003	0	0
26	PLATE8	PY	-0.003	-0.003	0	0
27	PLATE7	PY	-0.003	-0.003	0	0
28	PLATE6	PY	-0.003	-0.003	0	0
29	PLATE5	PY	-0.003	-0.003	0	0
30	PLATE4	PY	-0.003	-0.003	0	0
31	PLATE3	PY	-0.003	-0.003	0	0
32	PLATE2	PY	-0.003	-0.003	0	0
33	PLATE1	PY	-0.003	-0.003	0	0
34	MP GAMMA4	PY	-0.003	-0.003	0	0
35	MP GAMMA3	PY	-0.003	-0.003	0	0
36	MP GAMMA2	PY	-0.003	-0.003	0	0
37	MP GAMMA1	PY	-0.003	-0.003	0	0
38	MP BETA4	PY	-0.003	-0.003	0	0
39	MP BETA3	PY	-0.003	-0.003	0	0
40	MP BETA2	PY	-0.003	-0.003	0	0
41	MP BETA1	PY	-0.003	-0.003	0	0
42	MP ALPHA4	PY	-0.003	-0.003	0	0
43	MP ALPHA3	PY	-0.003	-0.003	0	0
44	MP ALPHA2	PY	-0.003	-0.003	0	0



Company : POD Group  
 Designer : YC  
 Job Number : 22-139020  
 Model Name : 302496

Sept 2, 2022  
 1:52 PM  
 Checked By: \_\_\_\_\_

**Member Distributed Loads (BLC 28 : Ice Wind Load (0)) (Continued)**

	Member Label	Direction	Start Magnitude[k/ft,...	End Magnitude[k/ft,F...	Start Location[ft, %]	End Location[ft, %]
45	MP ALPHA1	PY	-0.003	-0.003	0	0
46	KICKER3	PY	-0.002	-0.002	0	0
47	KICKER2	PY	-0.002	-0.002	0	0
48	KICKER1	PY	-0.002	-0.002	0	0
49	FACE3	PY	-0.003	-0.003	0	0
50	FACE2	PY	-0.003	-0.003	0	0
51	FACE1	PY	-0.001	-0.001	0	0
52	CR3B	PY	-0.001	-0.001	0	0
53	CR3A	PY	-0.001	-0.001	0	0
54	CR2B	PY	-0.001	-0.001	0	0
55	CR2A	PY	-0.001	-0.001	0	0
56	CR1B	PY	-0.001	-0.001	0	0
57	CR1A	PY	-0.001	-0.001	0	0
58	CPL6	PY	-0.003	-0.003	0	0
59	CPL5	PY	-0.003	-0.003	0	0
60	CPL4	PY	-0.003	-0.003	0	0
61	CPL3	PY	-0.003	-0.003	0	0
62	CPL2	PY	-0.003	-0.003	0	0
63	CPL1	PY	-0.003	-0.003	0	0
64	CORNER3	PY	-0.003	-0.003	0	0
65	CORNER2	PY	-0.003	-0.003	0	0
66	CORNER1	PY	-0.003	-0.003	0	0

**Member Distributed Loads (BLC 29 : Ice Wind Load (30))**

	Member Label	Direction	Start Magnitude[k/ft,...	End Magnitude[k/ft,F...	Start Location[ft, %]	End Location[ft, %]
1	SUP3B	PY	-0.001	-0.001	0	0
2	SUP3A	PY	-0.001	-0.001	0	0
3	SUP2B	PY	-0.001	-0.001	0	0
4	SUP2A	PY	-0.001	-0.001	0	0
5	SUP1B	PY	-0.001	-0.001	0	0
6	SUP1A	PY	-0.001	-0.001	0	0
7	SO3	PY	-0.001	-0.001	0	0
8	SO2	PY	-0.001	-0.001	0	0
9	SO1	PY	-0.001	-0.001	0	0
10	RPL6	PY	-0.003	-0.003	0	0
11	RPL5	PY	-0.003	-0.003	0	0
12	RPL4	PY	-0.003	-0.003	0	0
13	RPL3	PY	-0.003	-0.003	0	0
14	RPL2	PY	-0.003	-0.003	0	0
15	RPL1	PY	-0.003	-0.003	0	0
16	RCORNER3	PY	-0.002	-0.002	0	0
17	RCORNER2	PY	-0.002	-0.002	0	0
18	RCORNER1	PY	-0.002	-0.002	0	0
19	RAIL3	PY	-0.002	-0.002	0	0
20	RAIL2	PY	-0.002	-0.002	0	0
21	RAIL1	PY	-0.000891	-0.000891	0	0
22	PLATE12	PY	-0.003	-0.003	0	0
23	PLATE11	PY	-0.003	-0.003	0	0
24	PLATE10	PY	-0.003	-0.003	0	0
25	PLATE9	PY	-0.003	-0.003	0	0
26	PLATE8	PY	-0.003	-0.003	0	0
27	PLATE7	PY	-0.003	-0.003	0	0
28	PLATE6	PY	-0.003	-0.003	0	0
29	PLATE5	PY	-0.003	-0.003	0	0
30	PLATE4	PY	-0.003	-0.003	0	0
31	PLATE3	PY	-0.003	-0.003	0	0



Company : POD Group  
 Designer : YC  
 Job Number : 22-139020  
 Model Name : 302496

Sept 2, 2022  
 1:52 PM  
 Checked By: \_\_\_\_\_

**Member Distributed Loads (BLC 29 : Ice Wind Load (30)) (Continued)**

Member Label	Direction	Start Magnitude[k/ft....	End Magnitude[k/ft.F...	Start Location[ft.%]	End Location[ft.%]	
32	PLATE2	PY	-0.003	-0.003	0	0
33	PLATE1	PY	-0.003	-0.003	0	0
34	MP GAMMA4	PY	-0.003	-0.003	0	0
35	MP GAMMA3	PY	-0.003	-0.003	0	0
36	MP GAMMA2	PY	-0.003	-0.003	0	0
37	MP GAMMA1	PY	-0.003	-0.003	0	0
38	MP BETA4	PY	-0.003	-0.003	0	0
39	MP BETA3	PY	-0.003	-0.003	0	0
40	MP BETA2	PY	-0.003	-0.003	0	0
41	MP BETA1	PY	-0.003	-0.003	0	0
42	MP ALPHA4	PY	-0.003	-0.003	0	0
43	MP ALPHA3	PY	-0.003	-0.003	0	0
44	MP ALPHA2	PY	-0.003	-0.003	0	0
45	MP ALPHA1	PY	-0.003	-0.003	0	0
46	KICKER3	PY	-0.002	-0.002	0	0
47	KICKER2	PY	-0.002	-0.002	0	0
48	KICKER1	PY	-0.002	-0.002	0	0
49	FACE3	PY	-0.002	-0.002	0	0
50	FACE2	PY	-0.002	-0.002	0	0
51	FACE1	PY	-0.001	-0.001	0	0
52	CR3B	PY	-0.001	-0.001	0	0
53	CR3A	PY	-0.001	-0.001	0	0
54	CR2B	PY	-0.001	-0.001	0	0
55	CR2A	PY	-0.001	-0.001	0	0
56	CR1B	PY	-0.001	-0.001	0	0
57	CR1A	PY	-0.001	-0.001	0	0
58	CPL6	PY	-0.003	-0.003	0	0
59	CPL5	PY	-0.003	-0.003	0	0
60	CPL4	PY	-0.003	-0.003	0	0
61	CPL3	PY	-0.003	-0.003	0	0
62	CPL2	PY	-0.003	-0.003	0	0
63	CPL1	PY	-0.003	-0.003	0	0
64	CORNER3	PY	-0.003	-0.003	0	0
65	CORNER2	PY	-0.003	-0.003	0	0
66	CORNER1	PY	-0.003	-0.003	0	0
67	SUP3B	PX	-0.000789	-0.000789	0	0
68	SUP3A	PX	-0.000789	-0.000789	0	0
69	SUP2B	PX	-0.000789	-0.000789	0	0
70	SUP2A	PX	-0.000789	-0.000789	0	0
71	SUP1B	PX	-0.000789	-0.000789	0	0
72	SUP1A	PX	-0.000789	-0.000789	0	0
73	SO3	PX	-0.00072	-0.00072	0	0
74	SO2	PX	-0.00072	-0.00072	0	0
75	SO1	PX	-0.00072	-0.00072	0	0
76	RPL6	PX	-0.002	-0.002	0	0
77	RPL5	PX	-0.002	-0.002	0	0
78	RPL4	PX	-0.002	-0.002	0	0
79	RPL3	PX	-0.002	-0.002	0	0
80	RPL2	PX	-0.002	-0.002	0	0
81	RPL1	PX	-0.002	-0.002	0	0
82	RCORNER3	PX	-0.00088	-0.00088	0	0
83	RCORNER2	PX	-0.00088	-0.00088	0	0
84	RCORNER1	PX	-0.00088	-0.00088	0	0
85	RAIL3	PX	-0.001	-0.001	0	0
86	RAIL2	PX	-0.001	-0.001	0	0
87	RAIL1	PX	-0.000514	-0.000514	0	0
88	PLATE12	PX	-0.002	-0.002	0	0



Company : POD Group  
 Designer : YC  
 Job Number : 22-139020  
 Model Name : 302496

Sept 2, 2022  
 1:52 PM  
 Checked By: \_\_\_\_\_

**Member Distributed Loads (BLC 29 : Ice Wind Load (30)) (Continued)**

	Member Label	Direction	Start Magnitude[k/ft,...	End Magnitude[k/ft,F...	Start Location[ft, %]	End Location[ft, %]
89	PLATE11	PX	-0.002	-0.002	0	0
90	PLATE10	PX	-0.002	-0.002	0	0
91	PLATE9	PX	-0.002	-0.002	0	0
92	PLATE8	PX	-0.002	-0.002	0	0
93	PLATE7	PX	-0.002	-0.002	0	0
94	PLATE6	PX	-0.002	-0.002	0	0
95	PLATE5	PX	-0.002	-0.002	0	0
96	PLATE4	PX	-0.002	-0.002	0	0
97	PLATE3	PX	-0.002	-0.002	0	0
98	PLATE2	PX	-0.002	-0.002	0	0
99	PLATE1	PX	-0.002	-0.002	0	0
100	MP GAMMA4	PX	-0.002	-0.002	0	0
101	MP GAMMA3	PX	-0.002	-0.002	0	0
102	MP GAMMA2	PX	-0.002	-0.002	0	0
103	MP GAMMA1	PX	-0.002	-0.002	0	0
104	MP BETA4	PX	-0.002	-0.002	0	0
105	MP BETA3	PX	-0.002	-0.002	0	0
106	MP BETA2	PX	-0.002	-0.002	0	0
107	MP BETA1	PX	-0.002	-0.002	0	0
108	MP ALPHA4	PX	-0.002	-0.002	0	0
109	MP ALPHA3	PX	-0.002	-0.002	0	0
110	MP ALPHA2	PX	-0.002	-0.002	0	0
111	MP ALPHA1	PX	-0.002	-0.002	0	0
112	KICKER3	PX	-0.00088	-0.00088	0	0
113	KICKER2	PX	-0.00088	-0.00088	0	0
114	KICKER1	PX	-0.00088	-0.00088	0	0
115	FACE3	PX	-0.001	-0.001	0	0
116	FACE2	PX	-0.001	-0.001	0	0
117	FACE1	PX	-0.000637	-0.000637	0	0
118	CR3B	PX	-0.00072	-0.00072	0	0
119	CR3A	PX	-0.00072	-0.00072	0	0
120	CR2B	PX	-0.00072	-0.00072	0	0
121	CR2A	PX	-0.00072	-0.00072	0	0
122	CR1B	PX	-0.00072	-0.00072	0	0
123	CR1A	PX	-0.00072	-0.00072	0	0
124	CPL6	PX	-0.002	-0.002	0	0
125	CPL5	PX	-0.002	-0.002	0	0
126	CPL4	PX	-0.002	-0.002	0	0
127	CPL3	PX	-0.002	-0.002	0	0
128	CPL2	PX	-0.002	-0.002	0	0
129	CPL1	PX	-0.002	-0.002	0	0
130	CORNER3	PX	-0.002	-0.002	0	0
131	CORNER2	PX	-0.002	-0.002	0	0
132	CORNER1	PX	-0.002	-0.002	0	0

**Member Distributed Loads (BLC 30 : Ice Wind Load (60))**

	Member Label	Direction	Start Magnitude[k/ft,...	End Magnitude[k/ft,F...	Start Location[ft, %]	End Location[ft, %]
1	SUP3B	PY	-0.000789	-0.000789	0	0
2	SUP3A	PY	-0.000789	-0.000789	0	0
3	SUP2B	PY	-0.000789	-0.000789	0	0
4	SUP2A	PY	-0.000789	-0.000789	0	0
5	SUP1B	PY	-0.000789	-0.000789	0	0
6	SUP1A	PY	-0.000789	-0.000789	0	0
7	SO3	PY	-0.00072	-0.00072	0	0
8	SO2	PY	-0.00072	-0.00072	0	0
9	SO1	PY	-0.00072	-0.00072	0	0



Company : POD Group  
 Designer : YC  
 Job Number : 22-139020  
 Model Name : 302496

Sept 2, 2022  
 1:52 PM  
 Checked By: \_\_\_\_\_

**Member Distributed Loads (BLC 30 : Ice Wind Load (60)) (Continued)**

Member Label	Direction	Start Magnitude[k/ft....	End Magnitude[k/ft.F...	Start Location[ft.%]	End Location[ft.%]	
10	RPL6	PY	-0.002	-0.002	0	0
11	RPL5	PY	-0.002	-0.002	0	0
12	RPL4	PY	-0.002	-0.002	0	0
13	RPL3	PY	-0.002	-0.002	0	0
14	RPL2	PY	-0.002	-0.002	0	0
15	RPL1	PY	-0.002	-0.002	0	0
16	RCORNER3	PY	-0.00088	-0.00088	0	0
17	RCORNER2	PY	-0.00088	-0.00088	0	0
18	RCORNER1	PY	-0.00088	-0.00088	0	0
19	RAIL3	PY	-0.001	-0.001	0	0
20	RAIL2	PY	-0.001	-0.001	0	0
21	RAIL1	PY	-0.000514	-0.000514	0	0
22	PLATE12	PY	-0.002	-0.002	0	0
23	PLATE11	PY	-0.002	-0.002	0	0
24	PLATE10	PY	-0.002	-0.002	0	0
25	PLATE9	PY	-0.002	-0.002	0	0
26	PLATE8	PY	-0.002	-0.002	0	0
27	PLATE7	PY	-0.002	-0.002	0	0
28	PLATE6	PY	-0.002	-0.002	0	0
29	PLATE5	PY	-0.002	-0.002	0	0
30	PLATE4	PY	-0.002	-0.002	0	0
31	PLATE3	PY	-0.002	-0.002	0	0
32	PLATE2	PY	-0.002	-0.002	0	0
33	PLATE1	PY	-0.002	-0.002	0	0
34	MP GAMMA4	PY	-0.002	-0.002	0	0
35	MP GAMMA3	PY	-0.002	-0.002	0	0
36	MP GAMMA2	PY	-0.002	-0.002	0	0
37	MP GAMMA1	PY	-0.002	-0.002	0	0
38	MP BETA4	PY	-0.002	-0.002	0	0
39	MP BETA3	PY	-0.002	-0.002	0	0
40	MP BETA2	PY	-0.002	-0.002	0	0
41	MP BETA1	PY	-0.002	-0.002	0	0
42	MP ALPHA4	PY	-0.002	-0.002	0	0
43	MP ALPHA3	PY	-0.002	-0.002	0	0
44	MP ALPHA2	PY	-0.002	-0.002	0	0
45	MP ALPHA1	PY	-0.002	-0.002	0	0
46	KICKER3	PY	-0.00088	-0.00088	0	0
47	KICKER2	PY	-0.00088	-0.00088	0	0
48	KICKER1	PY	-0.00088	-0.00088	0	0
49	FACE3	PY	-0.001	-0.001	0	0
50	FACE2	PY	-0.001	-0.001	0	0
51	FACE1	PY	-0.000637	-0.000637	0	0
52	CR3B	PY	-0.00072	-0.00072	0	0
53	CR3A	PY	-0.00072	-0.00072	0	0
54	CR2B	PY	-0.00072	-0.00072	0	0
55	CR2A	PY	-0.00072	-0.00072	0	0
56	CR1B	PY	-0.00072	-0.00072	0	0
57	CR1A	PY	-0.00072	-0.00072	0	0
58	CPL6	PY	-0.002	-0.002	0	0
59	CPL5	PY	-0.002	-0.002	0	0
60	CPL4	PY	-0.002	-0.002	0	0
61	CPL3	PY	-0.002	-0.002	0	0
62	CPL2	PY	-0.002	-0.002	0	0
63	CPL1	PY	-0.002	-0.002	0	0
64	CORNER3	PY	-0.002	-0.002	0	0
65	CORNER2	PY	-0.002	-0.002	0	0
66	CORNER1	PY	-0.002	-0.002	0	0



Company : POD Group  
 Designer : YC  
 Job Number : 22-139020  
 Model Name : 302496

Sept 2, 2022  
 1:52 PM  
 Checked By: \_\_\_\_\_

**Member Distributed Loads (BLC 30 : Ice Wind Load (60)) (Continued)**

Member Label	Direction	Start Magnitude[k/ft....	End Magnitude[k/ft.F...	Start Location[ft.%,]	End Location[ft.%,]	
67	SUP3B	PX	-0.001	-0.001	0	0
68	SUP3A	PX	-0.001	-0.001	0	0
69	SUP2B	PX	-0.001	-0.001	0	0
70	SUP2A	PX	-0.001	-0.001	0	0
71	SUP1B	PX	-0.001	-0.001	0	0
72	SUP1A	PX	-0.001	-0.001	0	0
73	SO3	PX	-0.001	-0.001	0	0
74	SO2	PX	-0.001	-0.001	0	0
75	SO1	PX	-0.001	-0.001	0	0
76	RPL6	PX	-0.003	-0.003	0	0
77	RPL5	PX	-0.003	-0.003	0	0
78	RPL4	PX	-0.003	-0.003	0	0
79	RPL3	PX	-0.003	-0.003	0	0
80	RPL2	PX	-0.003	-0.003	0	0
81	RPL1	PX	-0.003	-0.003	0	0
82	RCORNER3	PX	-0.002	-0.002	0	0
83	RCORNER2	PX	-0.002	-0.002	0	0
84	RCORNER1	PX	-0.002	-0.002	0	0
85	RAIL3	PX	-0.002	-0.002	0	0
86	RAIL2	PX	-0.002	-0.002	0	0
87	RAIL1	PX	-0.00891	-0.00891	0	0
88	PLATE12	PX	-0.003	-0.003	0	0
89	PLATE11	PX	-0.003	-0.003	0	0
90	PLATE10	PX	-0.003	-0.003	0	0
91	PLATE9	PX	-0.003	-0.003	0	0
92	PLATE8	PX	-0.003	-0.003	0	0
93	PLATE7	PX	-0.003	-0.003	0	0
94	PLATE6	PX	-0.003	-0.003	0	0
95	PLATE5	PX	-0.003	-0.003	0	0
96	PLATE4	PX	-0.003	-0.003	0	0
97	PLATE3	PX	-0.003	-0.003	0	0
98	PLATE2	PX	-0.003	-0.003	0	0
99	PLATE1	PX	-0.003	-0.003	0	0
100	MP GAMMA4	PX	-0.003	-0.003	0	0
101	MP GAMMA3	PX	-0.003	-0.003	0	0
102	MP GAMMA2	PX	-0.003	-0.003	0	0
103	MP GAMMA1	PX	-0.003	-0.003	0	0
104	MP BETA4	PX	-0.003	-0.003	0	0
105	MP BETA3	PX	-0.003	-0.003	0	0
106	MP BETA2	PX	-0.003	-0.003	0	0
107	MP BETA1	PX	-0.003	-0.003	0	0
108	MP ALPHA4	PX	-0.003	-0.003	0	0
109	MP ALPHA3	PX	-0.003	-0.003	0	0
110	MP ALPHA2	PX	-0.003	-0.003	0	0
111	MP ALPHA1	PX	-0.003	-0.003	0	0
112	KICKER3	PX	-0.002	-0.002	0	0
113	KICKER2	PX	-0.002	-0.002	0	0
114	KICKER1	PX	-0.002	-0.002	0	0
115	FACE3	PX	-0.002	-0.002	0	0
116	FACE2	PX	-0.002	-0.002	0	0
117	FACE1	PX	-0.001	-0.001	0	0
118	CR3B	PX	-0.001	-0.001	0	0
119	CR3A	PX	-0.001	-0.001	0	0
120	CR2B	PX	-0.001	-0.001	0	0
121	CR2A	PX	-0.001	-0.001	0	0
122	CR1B	PX	-0.001	-0.001	0	0
123	CR1A	PX	-0.001	-0.001	0	0



Company : POD Group  
 Designer : YC  
 Job Number : 22-139020  
 Model Name : 302496

Sept 2, 2022  
 1:52 PM  
 Checked By: \_\_\_\_\_

**Member Distributed Loads (BLC 30 : Ice Wind Load (60)) (Continued)**

	Member Label	Direction	Start Magnitude[k/ft....	End Magnitude[k/ft.F...	Start Location[ft.%,]	End Location[ft.%,]
124	CPL6	PX	-0.003	-0.003	0	0
125	CPL5	PX	-0.003	-0.003	0	0
126	CPL4	PX	-0.003	-0.003	0	0
127	CPL3	PX	-0.003	-0.003	0	0
128	CPL2	PX	-0.003	-0.003	0	0
129	CPL1	PX	-0.003	-0.003	0	0
130	CORNER3	PX	-0.003	-0.003	0	0
131	CORNER2	PX	-0.003	-0.003	0	0
132	CORNER1	PX	-0.003	-0.003	0	0

**Member Distributed Loads (BLC 31 : Ice Wind Load (90))**

	Member Label	Direction	Start Magnitude[k/ft....	End Magnitude[k/ft.F...	Start Location[ft.%,]	End Location[ft.%,]
1	SUP3B	PX	-0.002	-0.002	0	0
2	SUP3A	PX	-0.002	-0.002	0	0
3	SUP2B	PX	-0.002	-0.002	0	0
4	SUP2A	PX	-0.002	-0.002	0	0
5	SUP1B	PX	-0.002	-0.002	0	0
6	SUP1A	PX	-0.002	-0.002	0	0
7	SO3	PX	-0.001	-0.001	0	0
8	SO2	PX	-0.001	-0.001	0	0
9	SO1	PX	-0.001	-0.001	0	0
10	RPL6	PX	-0.003	-0.003	0	0
11	RPL5	PX	-0.003	-0.003	0	0
12	RPL4	PX	-0.003	-0.003	0	0
13	RPL3	PX	-0.003	-0.003	0	0
14	RPL2	PX	-0.003	-0.003	0	0
15	RPL1	PX	-0.003	-0.003	0	0
16	RCORNER3	PX	-0.002	-0.002	0	0
17	RCORNER2	PX	-0.002	-0.002	0	0
18	RCORNER1	PX	-0.002	-0.002	0	0
19	RAIL1	PX	-0.002	-0.002	0	0
20	RAIL3	PX	-0.002	-0.002	0	0
21	RAIL2	PX	-0.001	-0.001	0	0
22	PLATE12	PX	-0.003	-0.003	0	0
23	PLATE11	PX	-0.003	-0.003	0	0
24	PLATE10	PX	-0.003	-0.003	0	0
25	PLATE9	PX	-0.003	-0.003	0	0
26	PLATE8	PX	-0.003	-0.003	0	0
27	PLATE7	PX	-0.003	-0.003	0	0
28	PLATE6	PX	-0.003	-0.003	0	0
29	PLATE5	PX	-0.003	-0.003	0	0
30	PLATE4	PX	-0.003	-0.003	0	0
31	PLATE3	PX	-0.003	-0.003	0	0
32	PLATE2	PX	-0.003	-0.003	0	0
33	PLATE1	PX	-0.003	-0.003	0	0
34	MP GAMMA4	PX	-0.003	-0.003	0	0
35	MP GAMMA3	PX	-0.003	-0.003	0	0
36	MP GAMMA2	PX	-0.003	-0.003	0	0
37	MP GAMMA1	PX	-0.003	-0.003	0	0
38	MP BETA4	PX	-0.003	-0.003	0	0
39	MP BETA3	PX	-0.003	-0.003	0	0
40	MP BETA2	PX	-0.003	-0.003	0	0
41	MP BETA1	PX	-0.003	-0.003	0	0
42	MP ALPHA4	PX	-0.003	-0.003	0	0
43	MP ALPHA3	PX	-0.003	-0.003	0	0
44	MP ALPHA2	PX	-0.003	-0.003	0	0



Company : POD Group  
 Designer : YC  
 Job Number : 22-139020  
 Model Name : 302496

Sept 2, 2022  
 1:52 PM  
 Checked By: \_\_\_\_\_

**Member Distributed Loads (BLC 31 : Ice Wind Load (90)) (Continued)**

	Member Label	Direction	Start Magnitude[k/ft,...	End Magnitude[k/ft,F...	Start Location[ft, %]	End Location[ft, %]
45	MP ALPHA1	PX	-.003	-.003	0	0
46	KICKER3	PX	-.002	-.002	0	0
47	KICKER2	PX	-.002	-.002	0	0
48	KICKER1	PX	-.002	-.002	0	0
49	FACE1	PX	-.003	-.003	0	0
50	FACE3	PX	-.003	-.003	0	0
51	FACE2	PX	-.001	-.001	0	0
52	CR3B	PX	-.001	-.001	0	0
53	CR3A	PX	-.001	-.001	0	0
54	CR2B	PX	-.001	-.001	0	0
55	CR2A	PX	-.001	-.001	0	0
56	CR1B	PX	-.001	-.001	0	0
57	CR1A	PX	-.001	-.001	0	0
58	CPL6	PX	-.003	-.003	0	0
59	CPL5	PX	-.003	-.003	0	0
60	CPL4	PX	-.003	-.003	0	0
61	CPL3	PX	-.003	-.003	0	0
62	CPL2	PX	-.003	-.003	0	0
63	CPL1	PX	-.003	-.003	0	0
64	CORNER3	PX	-.003	-.003	0	0
65	CORNER2	PX	-.003	-.003	0	0
66	CORNER1	PX	-.003	-.003	0	0

**Member Distributed Loads (BLC 32 : Ice Wind Load (120))**

	Member Label	Direction	Start Magnitude[k/ft,...	End Magnitude[k/ft,F...	Start Location[ft, %]	End Location[ft, %]
1	SUP3B	PY	.000789	.000789	0	0
2	SUP3A	PY	.000789	.000789	0	0
3	SUP2B	PY	.000789	.000789	0	0
4	SUP2A	PY	.000789	.000789	0	0
5	SUP1B	PY	.000789	.000789	0	0
6	SUP1A	PY	.000789	.000789	0	0
7	SO3	PY	.00072	.00072	0	0
8	SO2	PY	.00072	.00072	0	0
9	SO1	PY	.00072	.00072	0	0
10	RPL6	PY	.002	.002	0	0
11	RPL5	PY	.002	.002	0	0
12	RPL4	PY	.002	.002	0	0
13	RPL3	PY	.002	.002	0	0
14	RPL2	PY	.002	.002	0	0
15	RPL1	PY	.002	.002	0	0
16	RCORNER3	PY	.00088	.00088	0	0
17	RCORNER2	PY	.00088	.00088	0	0
18	RCORNER1	PY	.00088	.00088	0	0
19	RAIL1	PY	.001	.001	0	0
20	RAIL3	PY	.001	.001	0	0
21	RAIL2	PY	.000514	.000514	0	0
22	PLATE12	PY	.002	.002	0	0
23	PLATE11	PY	.002	.002	0	0
24	PLATE10	PY	.002	.002	0	0
25	PLATE9	PY	.002	.002	0	0
26	PLATE8	PY	.002	.002	0	0
27	PLATE7	PY	.002	.002	0	0
28	PLATE6	PY	.002	.002	0	0
29	PLATE5	PY	.002	.002	0	0
30	PLATE4	PY	.002	.002	0	0
31	PLATE3	PY	.002	.002	0	0





Company : POD Group  
 Designer : YC  
 Job Number : 22-139020  
 Model Name : 302496

Sept 2, 2022  
 1:52 PM  
 Checked By: \_\_\_\_\_

**Member Distributed Loads (BLC 32 : Ice Wind Load (120)) (Continued)**

Member Label	Direction	Start Magnitude[k/ft....	End Magnitude[k/ft.F...	Start Location[ft.%]	End Location[ft.%]	
32	PLATE2	PY	.002	.002	0	0
33	PLATE1	PY	.002	.002	0	0
34	MP GAMMA4	PY	.002	.002	0	0
35	MP GAMMA3	PY	.002	.002	0	0
36	MP GAMMA2	PY	.002	.002	0	0
37	MP GAMMA1	PY	.002	.002	0	0
38	MP BETA4	PY	.002	.002	0	0
39	MP BETA3	PY	.002	.002	0	0
40	MP BETA2	PY	.002	.002	0	0
41	MP BETA1	PY	.002	.002	0	0
42	MP ALPHA4	PY	.002	.002	0	0
43	MP ALPHA3	PY	.002	.002	0	0
44	MP ALPHA2	PY	.002	.002	0	0
45	MP ALPHA1	PY	.002	.002	0	0
46	KICKER3	PY	.00088	.00088	0	0
47	KICKER2	PY	.00088	.00088	0	0
48	KICKER1	PY	.00088	.00088	0	0
49	FACE1	PY	.001	.001	0	0
50	FACE3	PY	.001	.001	0	0
51	FACE2	PY	.000637	.000637	0	0
52	CR3B	PY	.00072	.00072	0	0
53	CR3A	PY	.00072	.00072	0	0
54	CR2B	PY	.00072	.00072	0	0
55	CR2A	PY	.00072	.00072	0	0
56	CR1B	PY	.00072	.00072	0	0
57	CR1A	PY	.00072	.00072	0	0
58	CPL6	PY	.002	.002	0	0
59	CPL5	PY	.002	.002	0	0
60	CPL4	PY	.002	.002	0	0
61	CPL3	PY	.002	.002	0	0
62	CPL2	PY	.002	.002	0	0
63	CPL1	PY	.002	.002	0	0
64	CORNER3	PY	.002	.002	0	0
65	CORNER2	PY	.002	.002	0	0
66	CORNER1	PY	.002	.002	0	0
67	SUP3B	PX	-.001	-.001	0	0
68	SUP3A	PX	-.001	-.001	0	0
69	SUP2B	PX	-.001	-.001	0	0
70	SUP2A	PX	-.001	-.001	0	0
71	SUP1B	PX	-.001	-.001	0	0
72	SUP1A	PX	-.001	-.001	0	0
73	SO3	PX	-.001	-.001	0	0
74	SO2	PX	-.001	-.001	0	0
75	SO1	PX	-.001	-.001	0	0
76	RPL6	PX	-.003	-.003	0	0
77	RPL5	PX	-.003	-.003	0	0
78	RPL4	PX	-.003	-.003	0	0
79	RPL3	PX	-.003	-.003	0	0
80	RPL2	PX	-.003	-.003	0	0
81	RPL1	PX	-.003	-.003	0	0
82	RCORNER3	PX	-.002	-.002	0	0
83	RCORNER2	PX	-.002	-.002	0	0
84	RCORNER1	PX	-.002	-.002	0	0
85	RAIL1	PX	-.002	-.002	0	0
86	RAIL3	PX	-.002	-.002	0	0
87	RAIL2	PX	-.000891	-.000891	0	0
88	PLATE12	PX	-.003	-.003	0	0



Company : POD Group  
 Designer : YC  
 Job Number : 22-139020  
 Model Name : 302496

Sept 2, 2022  
 1:52 PM  
 Checked By: \_\_\_\_\_

**Member Distributed Loads (BLC 32 : Ice Wind Load (120)) (Continued)**

	Member Label	Direction	Start Magnitude[k/ft....	End Magnitude[k/ft.F...	Start Location[ft.%,]	End Location[ft.%,]
89	PLATE11	PX	-0.003	-0.003	0	0
90	PLATE10	PX	-0.003	-0.003	0	0
91	PLATE9	PX	-0.003	-0.003	0	0
92	PLATE8	PX	-0.003	-0.003	0	0
93	PLATE7	PX	-0.003	-0.003	0	0
94	PLATE6	PX	-0.003	-0.003	0	0
95	PLATE5	PX	-0.003	-0.003	0	0
96	PLATE4	PX	-0.003	-0.003	0	0
97	PLATE3	PX	-0.003	-0.003	0	0
98	PLATE2	PX	-0.003	-0.003	0	0
99	PLATE1	PX	-0.003	-0.003	0	0
100	MP GAMMA4	PX	-0.003	-0.003	0	0
101	MP GAMMA3	PX	-0.003	-0.003	0	0
102	MP GAMMA2	PX	-0.003	-0.003	0	0
103	MP GAMMA1	PX	-0.003	-0.003	0	0
104	MP BETA4	PX	-0.003	-0.003	0	0
105	MP BETA3	PX	-0.003	-0.003	0	0
106	MP BETA2	PX	-0.003	-0.003	0	0
107	MP BETA1	PX	-0.003	-0.003	0	0
108	MP ALPHA4	PX	-0.003	-0.003	0	0
109	MP ALPHA3	PX	-0.003	-0.003	0	0
110	MP ALPHA2	PX	-0.003	-0.003	0	0
111	MP ALPHA1	PX	-0.003	-0.003	0	0
112	KICKER3	PX	-0.002	-0.002	0	0
113	KICKER2	PX	-0.002	-0.002	0	0
114	KICKER1	PX	-0.002	-0.002	0	0
115	FACE1	PX	-0.002	-0.002	0	0
116	FACE3	PX	-0.002	-0.002	0	0
117	FACE2	PX	-0.001	-0.001	0	0
118	CR3B	PX	-0.001	-0.001	0	0
119	CR3A	PX	-0.001	-0.001	0	0
120	CR2B	PX	-0.001	-0.001	0	0
121	CR2A	PX	-0.001	-0.001	0	0
122	CR1B	PX	-0.001	-0.001	0	0
123	CR1A	PX	-0.001	-0.001	0	0
124	CPL6	PX	-0.003	-0.003	0	0
125	CPL5	PX	-0.003	-0.003	0	0
126	CPL4	PX	-0.003	-0.003	0	0
127	CPL3	PX	-0.003	-0.003	0	0
128	CPL2	PX	-0.003	-0.003	0	0
129	CPL1	PX	-0.003	-0.003	0	0
130	CORNER3	PX	-0.003	-0.003	0	0
131	CORNER2	PX	-0.003	-0.003	0	0
132	CORNER1	PX	-0.003	-0.003	0	0

**Member Distributed Loads (BLC 33 : Ice Wind Load (150))**

	Member Label	Direction	Start Magnitude[k/ft....	End Magnitude[k/ft.F...	Start Location[ft.%,]	End Location[ft.%,]
1	SUP3B	PY	.001	.001	0	0
2	SUP3A	PY	.001	.001	0	0
3	SUP2B	PY	.001	.001	0	0
4	SUP2A	PY	.001	.001	0	0
5	SUP1B	PY	.001	.001	0	0
6	SUP1A	PY	.001	.001	0	0
7	SO3	PY	.001	.001	0	0
8	SO2	PY	.001	.001	0	0
9	SO1	PY	.001	.001	0	0



Company : POD Group  
 Designer : YC  
 Job Number : 22-139020  
 Model Name : 302496

Sept 2, 2022  
 1:52 PM  
 Checked By: \_\_\_\_\_

**Member Distributed Loads (BLC 33 : Ice Wind Load (150)) (Continued)**

Member Label	Direction	Start Magnitude[k/ft....	End Magnitude[k/ft.F...	Start Location[ft.%]	End Location[ft.%]	
10	RPL6	PY	.003	.003	0	0
11	RPL5	PY	.003	.003	0	0
12	RPL4	PY	.003	.003	0	0
13	RPL3	PY	.003	.003	0	0
14	RPL2	PY	.003	.003	0	0
15	RPL1	PY	.003	.003	0	0
16	RCORNER3	PY	.002	.002	0	0
17	RCORNER2	PY	.002	.002	0	0
18	RCORNER1	PY	.002	.002	0	0
19	RAIL1	PY	.002	.002	0	0
20	RAIL3	PY	.002	.002	0	0
21	RAIL2	PY	.000891	.000891	0	0
22	PLATE12	PY	.003	.003	0	0
23	PLATE11	PY	.003	.003	0	0
24	PLATE10	PY	.003	.003	0	0
25	PLATE9	PY	.003	.003	0	0
26	PLATE8	PY	.003	.003	0	0
27	PLATE7	PY	.003	.003	0	0
28	PLATE6	PY	.003	.003	0	0
29	PLATE5	PY	.003	.003	0	0
30	PLATE4	PY	.003	.003	0	0
31	PLATE3	PY	.003	.003	0	0
32	PLATE2	PY	.003	.003	0	0
33	PLATE1	PY	.003	.003	0	0
34	MP GAMMA4	PY	.003	.003	0	0
35	MP GAMMA3	PY	.003	.003	0	0
36	MP GAMMA2	PY	.003	.003	0	0
37	MP GAMMA1	PY	.003	.003	0	0
38	MP BETA4	PY	.003	.003	0	0
39	MP BETA3	PY	.003	.003	0	0
40	MP BETA2	PY	.003	.003	0	0
41	MP BETA1	PY	.003	.003	0	0
42	MP ALPHA4	PY	.003	.003	0	0
43	MP ALPHA3	PY	.003	.003	0	0
44	MP ALPHA2	PY	.003	.003	0	0
45	MP ALPHA1	PY	.003	.003	0	0
46	KICKER3	PY	.002	.002	0	0
47	KICKER2	PY	.002	.002	0	0
48	KICKER1	PY	.002	.002	0	0
49	FACE1	PY	.002	.002	0	0
50	FACE3	PY	.002	.002	0	0
51	FACE2	PY	.001	.001	0	0
52	CR3B	PY	.001	.001	0	0
53	CR3A	PY	.001	.001	0	0
54	CR2B	PY	.001	.001	0	0
55	CR2A	PY	.001	.001	0	0
56	CR1B	PY	.001	.001	0	0
57	CR1A	PY	.001	.001	0	0
58	CPL6	PY	.003	.003	0	0
59	CPL5	PY	.003	.003	0	0
60	CPL4	PY	.003	.003	0	0
61	CPL3	PY	.003	.003	0	0
62	CPL2	PY	.003	.003	0	0
63	CPL1	PY	.003	.003	0	0
64	CORNER3	PY	.003	.003	0	0
65	CORNER2	PY	.003	.003	0	0
66	CORNER1	PY	.003	.003	0	0



Company : POD Group  
 Designer : YC  
 Job Number : 22-139020  
 Model Name : 302496

Sept 2, 2022  
 1:52 PM  
 Checked By: \_\_\_\_\_

**Member Distributed Loads (BLC 33 : Ice Wind Load (150)) (Continued)**

Member Label	Direction	Start Magnitude[k/ft,...	End Magnitude[k/ft,F...	Start Location[ft, %]	End Location[ft, %]	
67	SUP3B	PX	-0.00789	-0.00789	0	0
68	SUP3A	PX	-0.00789	-0.00789	0	0
69	SUP2B	PX	-0.00789	-0.00789	0	0
70	SUP2A	PX	-0.00789	-0.00789	0	0
71	SUP1B	PX	-0.00789	-0.00789	0	0
72	SUP1A	PX	-0.00789	-0.00789	0	0
73	SO3	PX	-0.0072	-0.0072	0	0
74	SO2	PX	-0.0072	-0.0072	0	0
75	SO1	PX	-0.0072	-0.0072	0	0
76	RPL6	PX	-0.002	-0.002	0	0
77	RPL5	PX	-0.002	-0.002	0	0
78	RPL4	PX	-0.002	-0.002	0	0
79	RPL3	PX	-0.002	-0.002	0	0
80	RPL2	PX	-0.002	-0.002	0	0
81	RPL1	PX	-0.002	-0.002	0	0
82	RCORNER3	PX	-0.00088	-0.00088	0	0
83	RCORNER2	PX	-0.00088	-0.00088	0	0
84	RCORNER1	PX	-0.00088	-0.00088	0	0
85	RAIL1	PX	-0.001	-0.001	0	0
86	RAIL3	PX	-0.001	-0.001	0	0
87	RAIL2	PX	-0.00514	-0.00514	0	0
88	PLATE12	PX	-0.002	-0.002	0	0
89	PLATE11	PX	-0.002	-0.002	0	0
90	PLATE10	PX	-0.002	-0.002	0	0
91	PLATE9	PX	-0.002	-0.002	0	0
92	PLATE8	PX	-0.002	-0.002	0	0
93	PLATE7	PX	-0.002	-0.002	0	0
94	PLATE6	PX	-0.002	-0.002	0	0
95	PLATE5	PX	-0.002	-0.002	0	0
96	PLATE4	PX	-0.002	-0.002	0	0
97	PLATE3	PX	-0.002	-0.002	0	0
98	PLATE2	PX	-0.002	-0.002	0	0
99	PLATE1	PX	-0.002	-0.002	0	0
100	MP GAMMA4	PX	-0.002	-0.002	0	0
101	MP GAMMA3	PX	-0.002	-0.002	0	0
102	MP GAMMA2	PX	-0.002	-0.002	0	0
103	MP GAMMA1	PX	-0.002	-0.002	0	0
104	MP BETA4	PX	-0.002	-0.002	0	0
105	MP BETA3	PX	-0.002	-0.002	0	0
106	MP BETA2	PX	-0.002	-0.002	0	0
107	MP BETA1	PX	-0.002	-0.002	0	0
108	MP ALPHA4	PX	-0.002	-0.002	0	0
109	MP ALPHA3	PX	-0.002	-0.002	0	0
110	MP ALPHA2	PX	-0.002	-0.002	0	0
111	MP ALPHA1	PX	-0.002	-0.002	0	0
112	KICKER3	PX	-0.00088	-0.00088	0	0
113	KICKER2	PX	-0.00088	-0.00088	0	0
114	KICKER1	PX	-0.00088	-0.00088	0	0
115	FACE1	PX	-0.001	-0.001	0	0
116	FACE3	PX	-0.001	-0.001	0	0
117	FACE2	PX	-0.00637	-0.00637	0	0
118	CR3B	PX	-0.00072	-0.00072	0	0
119	CR3A	PX	-0.00072	-0.00072	0	0
120	CR2B	PX	-0.00072	-0.00072	0	0
121	CR2A	PX	-0.00072	-0.00072	0	0
122	CR1B	PX	-0.00072	-0.00072	0	0
123	CR1A	PX	-0.00072	-0.00072	0	0



Company : POD Group  
 Designer : YC  
 Job Number : 22-139020  
 Model Name : 302496

Sept 2, 2022  
 1:52 PM  
 Checked By: \_\_\_\_\_

**Member Distributed Loads (BLC 33 : Ice Wind Load (150)) (Continued)**

	Member Label	Direction	Start Magnitude[k/ft....	End Magnitude[k/ft.F...	Start Location[ft.%]	End Location[ft.%]
124	CPL6	PX	-.002	-.002	0	0
125	CPL5	PX	-.002	-.002	0	0
126	CPL4	PX	-.002	-.002	0	0
127	CPL3	PX	-.002	-.002	0	0
128	CPL2	PX	-.002	-.002	0	0
129	CPL1	PX	-.002	-.002	0	0
130	CORNER3	PX	-.002	-.002	0	0
131	CORNER2	PX	-.002	-.002	0	0
132	CORNER1	PX	-.002	-.002	0	0

**Member Distributed Loads (BLC 34 : Ice Wind Load (180))**

	Member Label	Direction	Start Magnitude[k/ft....	End Magnitude[k/ft.F...	Start Location[ft.%]	End Location[ft.%]
1	SUP3B	PY	.002	.002	0	0
2	SUP3A	PY	.002	.002	0	0
3	SUP2B	PY	.002	.002	0	0
4	SUP2A	PY	.002	.002	0	0
5	SUP1B	PY	.002	.002	0	0
6	SUP1A	PY	.002	.002	0	0
7	SO3	PY	.001	.001	0	0
8	SO2	PY	.001	.001	0	0
9	SO1	PY	.001	.001	0	0
10	RPL6	PY	.003	.003	0	0
11	RPL5	PY	.003	.003	0	0
12	RPL4	PY	.003	.003	0	0
13	RPL3	PY	.003	.003	0	0
14	RPL2	PY	.003	.003	0	0
15	RPL1	PY	.003	.003	0	0
16	RCORNER3	PY	.002	.002	0	0
17	RCORNER2	PY	.002	.002	0	0
18	RCORNER1	PY	.002	.002	0	0
19	RAIL1	PY	.002	.002	0	0
20	RAIL3	PY	.002	.002	0	0
21	RAIL2	PY	.001	.001	0	0
22	PLATE12	PY	.003	.003	0	0
23	PLATE11	PY	.003	.003	0	0
24	PLATE10	PY	.003	.003	0	0
25	PLATE9	PY	.003	.003	0	0
26	PLATE8	PY	.003	.003	0	0
27	PLATE7	PY	.003	.003	0	0
28	PLATE6	PY	.003	.003	0	0
29	PLATE5	PY	.003	.003	0	0
30	PLATE4	PY	.003	.003	0	0
31	PLATE3	PY	.003	.003	0	0
32	PLATE2	PY	.003	.003	0	0
33	PLATE1	PY	.003	.003	0	0
34	MP GAMMA4	PY	.003	.003	0	0
35	MP GAMMA3	PY	.003	.003	0	0
36	MP GAMMA2	PY	.003	.003	0	0
37	MP GAMMA1	PY	.003	.003	0	0
38	MP BETA4	PY	.003	.003	0	0
39	MP BETA3	PY	.003	.003	0	0
40	MP BETA2	PY	.003	.003	0	0
41	MP BETA1	PY	.003	.003	0	0
42	MP ALPHA4	PY	.003	.003	0	0
43	MP ALPHA3	PY	.003	.003	0	0
44	MP ALPHA2	PY	.003	.003	0	0



Company : POD Group  
 Designer : YC  
 Job Number : 22-139020  
 Model Name : 302496

Sept 2, 2022  
 1:52 PM  
 Checked By: \_\_\_\_\_

**Member Distributed Loads (BLC 34 : Ice Wind Load (180)) (Continued)**

	Member Label	Direction	Start Magnitude[k/ft,...	End Magnitude[k/ft,F...	Start Location[ft, %]	End Location[ft, %]
45	MP ALPHA1	PY	.003	.003	0	0
46	KICKER3	PY	.002	.002	0	0
47	KICKER2	PY	.002	.002	0	0
48	KICKER1	PY	.002	.002	0	0
49	FACE1	PY	.003	.003	0	0
50	FACE3	PY	.003	.003	0	0
51	FACE2	PY	.001	.001	0	0
52	CR3B	PY	.001	.001	0	0
53	CR3A	PY	.001	.001	0	0
54	CR2B	PY	.001	.001	0	0
55	CR2A	PY	.001	.001	0	0
56	CR1B	PY	.001	.001	0	0
57	CR1A	PY	.001	.001	0	0
58	CPL6	PY	.003	.003	0	0
59	CPL5	PY	.003	.003	0	0
60	CPL4	PY	.003	.003	0	0
61	CPL3	PY	.003	.003	0	0
62	CPL2	PY	.003	.003	0	0
63	CPL1	PY	.003	.003	0	0
64	CORNER3	PY	.003	.003	0	0
65	CORNER2	PY	.003	.003	0	0
66	CORNER1	PY	.003	.003	0	0

**Member Distributed Loads (BLC 35 : Ice Wind Load (210))**

	Member Label	Direction	Start Magnitude[k/ft,...	End Magnitude[k/ft,F...	Start Location[ft, %]	End Location[ft, %]
1	SUP3B	PY	.001	.001	0	0
2	SUP3A	PY	.001	.001	0	0
3	SUP2B	PY	.001	.001	0	0
4	SUP2A	PY	.001	.001	0	0
5	SUP1B	PY	.001	.001	0	0
6	SUP1A	PY	.001	.001	0	0
7	SO3	PY	.001	.001	0	0
8	SO2	PY	.001	.001	0	0
9	SO1	PY	.001	.001	0	0
10	RPL6	PY	.003	.003	0	0
11	RPL5	PY	.003	.003	0	0
12	RPL4	PY	.003	.003	0	0
13	RPL3	PY	.003	.003	0	0
14	RPL2	PY	.003	.003	0	0
15	RPL1	PY	.003	.003	0	0
16	RCORNER3	PY	.002	.002	0	0
17	RCORNER2	PY	.002	.002	0	0
18	RCORNER1	PY	.002	.002	0	0
19	RAIL1	PY	.002	.002	0	0
20	RAIL2	PY	.002	.002	0	0
21	RAIL3	PY	.000891	.000891	0	0
22	PLATE12	PY	.003	.003	0	0
23	PLATE11	PY	.003	.003	0	0
24	PLATE10	PY	.003	.003	0	0
25	PLATE9	PY	.003	.003	0	0
26	PLATE8	PY	.003	.003	0	0
27	PLATE7	PY	.003	.003	0	0
28	PLATE6	PY	.003	.003	0	0
29	PLATE5	PY	.003	.003	0	0
30	PLATE4	PY	.003	.003	0	0
31	PLATE3	PY	.003	.003	0	0



Company : POD Group  
 Designer : YC  
 Job Number : 22-139020  
 Model Name : 302496

Sept 2, 2022  
 1:52 PM  
 Checked By: \_\_\_\_\_

**Member Distributed Loads (BLC 35 : Ice Wind Load (210)) (Continued)**

Member Label	Direction	Start Magnitude[k/ft....	End Magnitude[k/ft.F...	Start Location[ft.%]	End Location[ft.%]	
32	PLATE2	PY	.003	.003	0	0
33	PLATE1	PY	.003	.003	0	0
34	MP GAMMA4	PY	.003	.003	0	0
35	MP GAMMA3	PY	.003	.003	0	0
36	MP GAMMA2	PY	.003	.003	0	0
37	MP GAMMA1	PY	.003	.003	0	0
38	MP BETA4	PY	.003	.003	0	0
39	MP BETA3	PY	.003	.003	0	0
40	MP BETA2	PY	.003	.003	0	0
41	MP BETA1	PY	.003	.003	0	0
42	MP ALPHA4	PY	.003	.003	0	0
43	MP ALPHA3	PY	.003	.003	0	0
44	MP ALPHA2	PY	.003	.003	0	0
45	MP ALPHA1	PY	.003	.003	0	0
46	KICKER3	PY	.002	.002	0	0
47	KICKER2	PY	.002	.002	0	0
48	KICKER1	PY	.002	.002	0	0
49	FACE1	PY	.002	.002	0	0
50	FACE2	PY	.002	.002	0	0
51	FACE3	PY	.001	.001	0	0
52	CR3B	PY	.001	.001	0	0
53	CR3A	PY	.001	.001	0	0
54	CR2B	PY	.001	.001	0	0
55	CR2A	PY	.001	.001	0	0
56	CR1B	PY	.001	.001	0	0
57	CR1A	PY	.001	.001	0	0
58	CPL6	PY	.003	.003	0	0
59	CPL5	PY	.003	.003	0	0
60	CPL4	PY	.003	.003	0	0
61	CPL3	PY	.003	.003	0	0
62	CPL2	PY	.003	.003	0	0
63	CPL1	PY	.003	.003	0	0
64	CORNER3	PY	.003	.003	0	0
65	CORNER2	PY	.003	.003	0	0
66	CORNER1	PY	.003	.003	0	0
67	SUP3B	PX	.000789	.000789	0	0
68	SUP3A	PX	.000789	.000789	0	0
69	SUP2B	PX	.000789	.000789	0	0
70	SUP2A	PX	.000789	.000789	0	0
71	SUP1B	PX	.000789	.000789	0	0
72	SUP1A	PX	.000789	.000789	0	0
73	SO3	PX	.00072	.00072	0	0
74	SO2	PX	.00072	.00072	0	0
75	SO1	PX	.00072	.00072	0	0
76	RPL6	PX	.002	.002	0	0
77	RPL5	PX	.002	.002	0	0
78	RPL4	PX	.002	.002	0	0
79	RPL3	PX	.002	.002	0	0
80	RPL2	PX	.002	.002	0	0
81	RPL1	PX	.002	.002	0	0
82	RCORNER3	PX	.00088	.00088	0	0
83	RCORNER2	PX	.00088	.00088	0	0
84	RCORNER1	PX	.00088	.00088	0	0
85	RAIL1	PX	.001	.001	0	0
86	RAIL2	PX	.001	.001	0	0
87	RAIL3	PX	.000514	.000514	0	0
88	PLATE12	PX	.002	.002	0	0



Company : POD Group  
 Designer : YC  
 Job Number : 22-139020  
 Model Name : 302496

Sept 2, 2022  
 1:52 PM  
 Checked By: \_\_\_\_\_

**Member Distributed Loads (BLC 35 : Ice Wind Load (210)) (Continued)**

	Member Label	Direction	Start Magnitude[k/ft,...	End Magnitude[k/ft,F...	Start Location[ft, %]	End Location[ft, %]
89	PLATE11	PX	.002	.002	0	0
90	PLATE10	PX	.002	.002	0	0
91	PLATE9	PX	.002	.002	0	0
92	PLATE8	PX	.002	.002	0	0
93	PLATE7	PX	.002	.002	0	0
94	PLATE6	PX	.002	.002	0	0
95	PLATE5	PX	.002	.002	0	0
96	PLATE4	PX	.002	.002	0	0
97	PLATE3	PX	.002	.002	0	0
98	PLATE2	PX	.002	.002	0	0
99	PLATE1	PX	.002	.002	0	0
100	MP GAMMA4	PX	.002	.002	0	0
101	MP GAMMA3	PX	.002	.002	0	0
102	MP GAMMA2	PX	.002	.002	0	0
103	MP GAMMA1	PX	.002	.002	0	0
104	MP BETA4	PX	.002	.002	0	0
105	MP BETA3	PX	.002	.002	0	0
106	MP BETA2	PX	.002	.002	0	0
107	MP BETA1	PX	.002	.002	0	0
108	MP ALPHA4	PX	.002	.002	0	0
109	MP ALPHA3	PX	.002	.002	0	0
110	MP ALPHA2	PX	.002	.002	0	0
111	MP ALPHA1	PX	.002	.002	0	0
112	KICKER3	PX	.00088	.00088	0	0
113	KICKER2	PX	.00088	.00088	0	0
114	KICKER1	PX	.00088	.00088	0	0
115	FACE1	PX	.001	.001	0	0
116	FACE2	PX	.001	.001	0	0
117	FACE3	PX	.000637	.000637	0	0
118	CR3B	PX	.00072	.00072	0	0
119	CR3A	PX	.00072	.00072	0	0
120	CR2B	PX	.00072	.00072	0	0
121	CR2A	PX	.00072	.00072	0	0
122	CR1B	PX	.00072	.00072	0	0
123	CR1A	PX	.00072	.00072	0	0
124	CPL6	PX	.002	.002	0	0
125	CPL5	PX	.002	.002	0	0
126	CPL4	PX	.002	.002	0	0
127	CPL3	PX	.002	.002	0	0
128	CPL2	PX	.002	.002	0	0
129	CPL1	PX	.002	.002	0	0
130	CORNER3	PX	.002	.002	0	0
131	CORNER2	PX	.002	.002	0	0
132	CORNER1	PX	.002	.002	0	0

**Member Distributed Loads (BLC 36 : Ice Wind Load (240))**

	Member Label	Direction	Start Magnitude[k/ft,...	End Magnitude[k/ft,F...	Start Location[ft, %]	End Location[ft, %]
1	SUP3B	PY	.000789	.000789	0	0
2	SUP3A	PY	.000789	.000789	0	0
3	SUP2B	PY	.000789	.000789	0	0
4	SUP2A	PY	.000789	.000789	0	0
5	SUP1B	PY	.000789	.000789	0	0
6	SUP1A	PY	.000789	.000789	0	0
7	SO3	PY	.00072	.00072	0	0
8	SO2	PY	.00072	.00072	0	0
9	SO1	PY	.00072	.00072	0	0





Company : POD Group  
 Designer : YC  
 Job Number : 22-139020  
 Model Name : 302496

Sept 2, 2022  
 1:52 PM  
 Checked By: \_\_\_\_\_

**Member Distributed Loads (BLC 36 : Ice Wind Load (240)) (Continued)**

Member Label	Direction	Start Magnitude[k/ft....	End Magnitude[k/ft.F...	Start Location[ft.%]	End Location[ft.%]	
10	RPL6	PY	.002	.002	0	0
11	RPL5	PY	.002	.002	0	0
12	RPL4	PY	.002	.002	0	0
13	RPL3	PY	.002	.002	0	0
14	RPL2	PY	.002	.002	0	0
15	RPL1	PY	.002	.002	0	0
16	RCORNER3	PY	.00088	.00088	0	0
17	RCORNER2	PY	.00088	.00088	0	0
18	RCORNER1	PY	.00088	.00088	0	0
19	RAIL1	PY	.001	.001	0	0
20	RAIL2	PY	.001	.001	0	0
21	RAIL3	PY	.000514	.000514	0	0
22	PLATE12	PY	.002	.002	0	0
23	PLATE11	PY	.002	.002	0	0
24	PLATE10	PY	.002	.002	0	0
25	PLATE9	PY	.002	.002	0	0
26	PLATE8	PY	.002	.002	0	0
27	PLATE7	PY	.002	.002	0	0
28	PLATE6	PY	.002	.002	0	0
29	PLATE5	PY	.002	.002	0	0
30	PLATE4	PY	.002	.002	0	0
31	PLATE3	PY	.002	.002	0	0
32	PLATE2	PY	.002	.002	0	0
33	PLATE1	PY	.002	.002	0	0
34	MP GAMMA4	PY	.002	.002	0	0
35	MP GAMMA3	PY	.002	.002	0	0
36	MP GAMMA2	PY	.002	.002	0	0
37	MP GAMMA1	PY	.002	.002	0	0
38	MP BETA4	PY	.002	.002	0	0
39	MP BETA3	PY	.002	.002	0	0
40	MP BETA2	PY	.002	.002	0	0
41	MP BETA1	PY	.002	.002	0	0
42	MP ALPHA4	PY	.002	.002	0	0
43	MP ALPHA3	PY	.002	.002	0	0
44	MP ALPHA2	PY	.002	.002	0	0
45	MP ALPHA1	PY	.002	.002	0	0
46	KICKER3	PY	.00088	.00088	0	0
47	KICKER2	PY	.00088	.00088	0	0
48	KICKER1	PY	.00088	.00088	0	0
49	FACE1	PY	.001	.001	0	0
50	FACE2	PY	.001	.001	0	0
51	FACE3	PY	.000637	.000637	0	0
52	CR3B	PY	.00072	.00072	0	0
53	CR3A	PY	.00072	.00072	0	0
54	CR2B	PY	.00072	.00072	0	0
55	CR2A	PY	.00072	.00072	0	0
56	CR1B	PY	.00072	.00072	0	0
57	CR1A	PY	.00072	.00072	0	0
58	CPL6	PY	.002	.002	0	0
59	CPL5	PY	.002	.002	0	0
60	CPL4	PY	.002	.002	0	0
61	CPL3	PY	.002	.002	0	0
62	CPL2	PY	.002	.002	0	0
63	CPL1	PY	.002	.002	0	0
64	CORNER3	PY	.002	.002	0	0
65	CORNER2	PY	.002	.002	0	0
66	CORNER1	PY	.002	.002	0	0



Company : POD Group  
 Designer : YC  
 Job Number : 22-139020  
 Model Name : 302496

Sept 2, 2022  
 1:52 PM  
 Checked By: \_\_\_\_\_

**Member Distributed Loads (BLC 36 : Ice Wind Load (240)) (Continued)**

Member Label	Direction	Start Magnitude[k/ft....	End Magnitude[k/ft.F...	Start Location[ft.%,]	End Location[ft.%,]	
67	SUP3B	PX	.001	.001	0	0
68	SUP3A	PX	.001	.001	0	0
69	SUP2B	PX	.001	.001	0	0
70	SUP2A	PX	.001	.001	0	0
71	SUP1B	PX	.001	.001	0	0
72	SUP1A	PX	.001	.001	0	0
73	SO3	PX	.001	.001	0	0
74	SO2	PX	.001	.001	0	0
75	SO1	PX	.001	.001	0	0
76	RPL6	PX	.003	.003	0	0
77	RPL5	PX	.003	.003	0	0
78	RPL4	PX	.003	.003	0	0
79	RPL3	PX	.003	.003	0	0
80	RPL2	PX	.003	.003	0	0
81	RPL1	PX	.003	.003	0	0
82	RCORNER3	PX	.002	.002	0	0
83	RCORNER2	PX	.002	.002	0	0
84	RCORNER1	PX	.002	.002	0	0
85	RAIL1	PX	.002	.002	0	0
86	RAIL2	PX	.002	.002	0	0
87	RAIL3	PX	.000891	.000891	0	0
88	PLATE12	PX	.003	.003	0	0
89	PLATE11	PX	.003	.003	0	0
90	PLATE10	PX	.003	.003	0	0
91	PLATE9	PX	.003	.003	0	0
92	PLATE8	PX	.003	.003	0	0
93	PLATE7	PX	.003	.003	0	0
94	PLATE6	PX	.003	.003	0	0
95	PLATE5	PX	.003	.003	0	0
96	PLATE4	PX	.003	.003	0	0
97	PLATE3	PX	.003	.003	0	0
98	PLATE2	PX	.003	.003	0	0
99	PLATE1	PX	.003	.003	0	0
100	MP GAMMA4	PX	.003	.003	0	0
101	MP GAMMA3	PX	.003	.003	0	0
102	MP GAMMA2	PX	.003	.003	0	0
103	MP GAMMA1	PX	.003	.003	0	0
104	MP BETA4	PX	.003	.003	0	0
105	MP BETA3	PX	.003	.003	0	0
106	MP BETA2	PX	.003	.003	0	0
107	MP BETA1	PX	.003	.003	0	0
108	MP ALPHA4	PX	.003	.003	0	0
109	MP ALPHA3	PX	.003	.003	0	0
110	MP ALPHA2	PX	.003	.003	0	0
111	MP ALPHA1	PX	.003	.003	0	0
112	KICKER3	PX	.002	.002	0	0
113	KICKER2	PX	.002	.002	0	0
114	KICKER1	PX	.002	.002	0	0
115	FACE1	PX	.002	.002	0	0
116	FACE2	PX	.002	.002	0	0
117	FACE3	PX	.001	.001	0	0
118	CR3B	PX	.001	.001	0	0
119	CR3A	PX	.001	.001	0	0
120	CR2B	PX	.001	.001	0	0
121	CR2A	PX	.001	.001	0	0
122	CR1B	PX	.001	.001	0	0
123	CR1A	PX	.001	.001	0	0



Company : POD Group  
 Designer : YC  
 Job Number : 22-139020  
 Model Name : 302496

Sept 2, 2022  
 1:52 PM  
 Checked By: \_\_\_\_\_

**Member Distributed Loads (BLC 36 : Ice Wind Load (240)) (Continued)**

	Member Label	Direction	Start Magnitude[k/ft....	End Magnitude[k/ft.F...	Start Location[ft.%,]	End Location[ft.%,]
124	CPL6	PX	.003	.003	0	0
125	CPL5	PX	.003	.003	0	0
126	CPL4	PX	.003	.003	0	0
127	CPL3	PX	.003	.003	0	0
128	CPL2	PX	.003	.003	0	0
129	CPL1	PX	.003	.003	0	0
130	CORNER3	PX	.003	.003	0	0
131	CORNER2	PX	.003	.003	0	0
132	CORNER1	PX	.003	.003	0	0

**Member Distributed Loads (BLC 37 : Ice Wind Load (270))**

	Member Label	Direction	Start Magnitude[k/ft....	End Magnitude[k/ft.F...	Start Location[ft.%,]	End Location[ft.%,]
1	SUP3B	PX	.002	.002	0	0
2	SUP3A	PX	.002	.002	0	0
3	SUP2B	PX	.002	.002	0	0
4	SUP2A	PX	.002	.002	0	0
5	SUP1B	PX	.002	.002	0	0
6	SUP1A	PX	.002	.002	0	0
7	SO3	PX	.001	.001	0	0
8	SO2	PX	.001	.001	0	0
9	SO1	PX	.001	.001	0	0
10	RPL6	PX	.003	.003	0	0
11	RPL5	PX	.003	.003	0	0
12	RPL4	PX	.003	.003	0	0
13	RPL3	PX	.003	.003	0	0
14	RPL2	PX	.003	.003	0	0
15	RPL1	PX	.003	.003	0	0
16	RCORNER3	PX	.002	.002	0	0
17	RCORNER2	PX	.002	.002	0	0
18	RCORNER1	PX	.002	.002	0	0
19	RAIL1	PX	.002	.002	0	0
20	RAIL2	PX	.002	.002	0	0
21	RAIL3	PX	.001	.001	0	0
22	PLATE12	PX	.003	.003	0	0
23	PLATE11	PX	.003	.003	0	0
24	PLATE10	PX	.003	.003	0	0
25	PLATE9	PX	.003	.003	0	0
26	PLATE8	PX	.003	.003	0	0
27	PLATE7	PX	.003	.003	0	0
28	PLATE6	PX	.003	.003	0	0
29	PLATE5	PX	.003	.003	0	0
30	PLATE4	PX	.003	.003	0	0
31	PLATE3	PX	.003	.003	0	0
32	PLATE2	PX	.003	.003	0	0
33	PLATE1	PX	.003	.003	0	0
34	MP GAMMA4	PX	.003	.003	0	0
35	MP GAMMA3	PX	.003	.003	0	0
36	MP GAMMA2	PX	.003	.003	0	0
37	MP GAMMA1	PX	.003	.003	0	0
38	MP BETA4	PX	.003	.003	0	0
39	MP BETA3	PX	.003	.003	0	0
40	MP BETA2	PX	.003	.003	0	0
41	MP BETA1	PX	.003	.003	0	0
42	MP ALPHA4	PX	.003	.003	0	0
43	MP ALPHA3	PX	.003	.003	0	0
44	MP ALPHA2	PX	.003	.003	0	0



Company : POD Group  
 Designer : YC  
 Job Number : 22-139020  
 Model Name : 302496

Sept 2, 2022  
 1:52 PM  
 Checked By: \_\_\_\_\_

**Member Distributed Loads (BLC 37 : Ice Wind Load (270)) (Continued)**

	Member Label	Direction	Start Magnitude[k/ft,...	End Magnitude[k/ft,F...	Start Location[ft, %]	End Location[ft, %]
45	MP ALPHA1	PX	.003	.003	0	0
46	KICKER3	PX	.002	.002	0	0
47	KICKER2	PX	.002	.002	0	0
48	KICKER1	PX	.002	.002	0	0
49	FACE1	PX	.003	.003	0	0
50	FACE2	PX	.003	.003	0	0
51	FACE3	PX	.001	.001	0	0
52	CR3B	PX	.001	.001	0	0
53	CR3A	PX	.001	.001	0	0
54	CR2B	PX	.001	.001	0	0
55	CR2A	PX	.001	.001	0	0
56	CR1B	PX	.001	.001	0	0
57	CR1A	PX	.001	.001	0	0
58	CPL6	PX	.003	.003	0	0
59	CPL5	PX	.003	.003	0	0
60	CPL4	PX	.003	.003	0	0
61	CPL3	PX	.003	.003	0	0
62	CPL2	PX	.003	.003	0	0
63	CPL1	PX	.003	.003	0	0
64	CORNER3	PX	.003	.003	0	0
65	CORNER2	PX	.003	.003	0	0
66	CORNER1	PX	.003	.003	0	0

**Member Distributed Loads (BLC 38 : Ice Wind Load (300))**

	Member Label	Direction	Start Magnitude[k/ft,...	End Magnitude[k/ft,F...	Start Location[ft, %]	End Location[ft, %]
1	SUP3B	PY	-.000789	-.000789	0	0
2	SUP3A	PY	-.000789	-.000789	0	0
3	SUP2B	PY	-.000789	-.000789	0	0
4	SUP2A	PY	-.000789	-.000789	0	0
5	SUP1B	PY	-.000789	-.000789	0	0
6	SUP1A	PY	-.000789	-.000789	0	0
7	SO3	PY	-.00072	-.00072	0	0
8	SO2	PY	-.00072	-.00072	0	0
9	SO1	PY	-.00072	-.00072	0	0
10	RPL6	PY	-.002	-.002	0	0
11	RPL5	PY	-.002	-.002	0	0
12	RPL4	PY	-.002	-.002	0	0
13	RPL3	PY	-.002	-.002	0	0
14	RPL2	PY	-.002	-.002	0	0
15	RPL1	PY	-.002	-.002	0	0
16	RCORNER3	PY	-.00088	-.00088	0	0
17	RCORNER2	PY	-.00088	-.00088	0	0
18	RCORNER1	PY	-.00088	-.00088	0	0
19	RAIL1	PY	-.001	-.001	0	0
20	RAIL2	PY	-.001	-.001	0	0
21	RAIL3	PY	-.000514	-.000514	0	0
22	PLATE12	PY	-.002	-.002	0	0
23	PLATE11	PY	-.002	-.002	0	0
24	PLATE10	PY	-.002	-.002	0	0
25	PLATE9	PY	-.002	-.002	0	0
26	PLATE8	PY	-.002	-.002	0	0
27	PLATE7	PY	-.002	-.002	0	0
28	PLATE6	PY	-.002	-.002	0	0
29	PLATE5	PY	-.002	-.002	0	0
30	PLATE4	PY	-.002	-.002	0	0
31	PLATE3	PY	-.002	-.002	0	0



Company : POD Group  
 Designer : YC  
 Job Number : 22-139020  
 Model Name : 302496

Sept 2, 2022  
 1:52 PM  
 Checked By: \_\_\_\_\_

**Member Distributed Loads (BLC 38 : Ice Wind Load (300)) (Continued)**

Member Label	Direction	Start Magnitude[k/ft....	End Magnitude[k/ft.F...	Start Location[ft.%]	End Location[ft.%]	
32	PLATE2	PY	-0.002	-0.002	0	0
33	PLATE1	PY	-0.002	-0.002	0	0
34	MP GAMMA4	PY	-0.002	-0.002	0	0
35	MP GAMMA3	PY	-0.002	-0.002	0	0
36	MP GAMMA2	PY	-0.002	-0.002	0	0
37	MP GAMMA1	PY	-0.002	-0.002	0	0
38	MP BETA4	PY	-0.002	-0.002	0	0
39	MP BETA3	PY	-0.002	-0.002	0	0
40	MP BETA2	PY	-0.002	-0.002	0	0
41	MP BETA1	PY	-0.002	-0.002	0	0
42	MP ALPHA4	PY	-0.002	-0.002	0	0
43	MP ALPHA3	PY	-0.002	-0.002	0	0
44	MP ALPHA2	PY	-0.002	-0.002	0	0
45	MP ALPHA1	PY	-0.002	-0.002	0	0
46	KICKER3	PY	-0.00088	-0.00088	0	0
47	KICKER2	PY	-0.00088	-0.00088	0	0
48	KICKER1	PY	-0.00088	-0.00088	0	0
49	FACE1	PY	-0.001	-0.001	0	0
50	FACE2	PY	-0.001	-0.001	0	0
51	FACE3	PY	-0.000637	-0.000637	0	0
52	CR3B	PY	-0.00072	-0.00072	0	0
53	CR3A	PY	-0.00072	-0.00072	0	0
54	CR2B	PY	-0.00072	-0.00072	0	0
55	CR2A	PY	-0.00072	-0.00072	0	0
56	CR1B	PY	-0.00072	-0.00072	0	0
57	CR1A	PY	-0.00072	-0.00072	0	0
58	CPL6	PY	-0.002	-0.002	0	0
59	CPL5	PY	-0.002	-0.002	0	0
60	CPL4	PY	-0.002	-0.002	0	0
61	CPL3	PY	-0.002	-0.002	0	0
62	CPL2	PY	-0.002	-0.002	0	0
63	CPL1	PY	-0.002	-0.002	0	0
64	CORNER3	PY	-0.002	-0.002	0	0
65	CORNER2	PY	-0.002	-0.002	0	0
66	CORNER1	PY	-0.002	-0.002	0	0
67	SUP3B	PX	.001	.001	0	0
68	SUP3A	PX	.001	.001	0	0
69	SUP2B	PX	.001	.001	0	0
70	SUP2A	PX	.001	.001	0	0
71	SUP1B	PX	.001	.001	0	0
72	SUP1A	PX	.001	.001	0	0
73	SO3	PX	.001	.001	0	0
74	SO2	PX	.001	.001	0	0
75	SO1	PX	.001	.001	0	0
76	RPL6	PX	.003	.003	0	0
77	RPL5	PX	.003	.003	0	0
78	RPL4	PX	.003	.003	0	0
79	RPL3	PX	.003	.003	0	0
80	RPL2	PX	.003	.003	0	0
81	RPL1	PX	.003	.003	0	0
82	RCORNER3	PX	.002	.002	0	0
83	RCORNER2	PX	.002	.002	0	0
84	RCORNER1	PX	.002	.002	0	0
85	RAIL1	PX	.002	.002	0	0
86	RAIL2	PX	.002	.002	0	0
87	RAIL3	PX	.000891	.000891	0	0
88	PLATE12	PX	.003	.003	0	0



**Member Distributed Loads (BLC 38 : Ice Wind Load (300)) (Continued)**

	Member Label	Direction	Start Magnitude[k/ft....	End Magnitude[k/ft.F...	Start Location[ft.%,]	End Location[ft.%,]
89	PLATE11	PX	.003	.003	0	0
90	PLATE10	PX	.003	.003	0	0
91	PLATE9	PX	.003	.003	0	0
92	PLATE8	PX	.003	.003	0	0
93	PLATE7	PX	.003	.003	0	0
94	PLATE6	PX	.003	.003	0	0
95	PLATE5	PX	.003	.003	0	0
96	PLATE4	PX	.003	.003	0	0
97	PLATE3	PX	.003	.003	0	0
98	PLATE2	PX	.003	.003	0	0
99	PLATE1	PX	.003	.003	0	0
100	MP GAMMA4	PX	.003	.003	0	0
101	MP GAMMA3	PX	.003	.003	0	0
102	MP GAMMA2	PX	.003	.003	0	0
103	MP GAMMA1	PX	.003	.003	0	0
104	MP BETA4	PX	.003	.003	0	0
105	MP BETA3	PX	.003	.003	0	0
106	MP BETA2	PX	.003	.003	0	0
107	MP BETA1	PX	.003	.003	0	0
108	MP ALPHA4	PX	.003	.003	0	0
109	MP ALPHA3	PX	.003	.003	0	0
110	MP ALPHA2	PX	.003	.003	0	0
111	MP ALPHA1	PX	.003	.003	0	0
112	KICKER3	PX	.002	.002	0	0
113	KICKER2	PX	.002	.002	0	0
114	KICKER1	PX	.002	.002	0	0
115	FACE1	PX	.002	.002	0	0
116	FACE2	PX	.002	.002	0	0
117	FACE3	PX	.001	.001	0	0
118	CR3B	PX	.001	.001	0	0
119	CR3A	PX	.001	.001	0	0
120	CR2B	PX	.001	.001	0	0
121	CR2A	PX	.001	.001	0	0
122	CR1B	PX	.001	.001	0	0
123	CR1A	PX	.001	.001	0	0
124	CPL6	PX	.003	.003	0	0
125	CPL5	PX	.003	.003	0	0
126	CPL4	PX	.003	.003	0	0
127	CPL3	PX	.003	.003	0	0
128	CPL2	PX	.003	.003	0	0
129	CPL1	PX	.003	.003	0	0
130	CORNER3	PX	.003	.003	0	0
131	CORNER2	PX	.003	.003	0	0
132	CORNER1	PX	.003	.003	0	0

**Member Distributed Loads (BLC 39 : Ice Wind Load (330))**

	Member Label	Direction	Start Magnitude[k/ft....	End Magnitude[k/ft.F...	Start Location[ft.%,]	End Location[ft.%,]
1	SUP3B	PY	-.001	-.001	0	0
2	SUP3A	PY	-.001	-.001	0	0
3	SUP2B	PY	-.001	-.001	0	0
4	SUP2A	PY	-.001	-.001	0	0
5	SUP1B	PY	-.001	-.001	0	0
6	SUP1A	PY	-.001	-.001	0	0
7	SO3	PY	-.001	-.001	0	0
8	SO2	PY	-.001	-.001	0	0
9	SO1	PY	-.001	-.001	0	0



Company : POD Group  
 Designer : YC  
 Job Number : 22-139020  
 Model Name : 302496

Sept 2, 2022  
 1:52 PM  
 Checked By: \_\_\_\_\_

**Member Distributed Loads (BLC 39 : Ice Wind Load (330)) (Continued)**

Member Label	Direction	Start Magnitude[k/ft....	End Magnitude[k/ft.F...	Start Location[ft.%]	End Location[ft.%]	
10	RPL6	PY	-0.003	-0.003	0	0
11	RPL5	PY	-0.003	-0.003	0	0
12	RPL4	PY	-0.003	-0.003	0	0
13	RPL3	PY	-0.003	-0.003	0	0
14	RPL2	PY	-0.003	-0.003	0	0
15	RPL1	PY	-0.003	-0.003	0	0
16	RCORNER3	PY	-0.002	-0.002	0	0
17	RCORNER2	PY	-0.002	-0.002	0	0
18	RCORNER1	PY	-0.002	-0.002	0	0
19	RAIL3	PY	-0.002	-0.002	0	0
20	RAIL2	PY	-0.002	-0.002	0	0
21	RAIL1	PY	-0.000891	-0.000891	0	0
22	PLATE12	PY	-0.003	-0.003	0	0
23	PLATE11	PY	-0.003	-0.003	0	0
24	PLATE10	PY	-0.003	-0.003	0	0
25	PLATE9	PY	-0.003	-0.003	0	0
26	PLATE8	PY	-0.003	-0.003	0	0
27	PLATE7	PY	-0.003	-0.003	0	0
28	PLATE6	PY	-0.003	-0.003	0	0
29	PLATE5	PY	-0.003	-0.003	0	0
30	PLATE4	PY	-0.003	-0.003	0	0
31	PLATE3	PY	-0.003	-0.003	0	0
32	PLATE2	PY	-0.003	-0.003	0	0
33	PLATE1	PY	-0.003	-0.003	0	0
34	MP GAMMA4	PY	-0.003	-0.003	0	0
35	MP GAMMA3	PY	-0.003	-0.003	0	0
36	MP GAMMA2	PY	-0.003	-0.003	0	0
37	MP GAMMA1	PY	-0.003	-0.003	0	0
38	MP BETA4	PY	-0.003	-0.003	0	0
39	MP BETA3	PY	-0.003	-0.003	0	0
40	MP BETA2	PY	-0.003	-0.003	0	0
41	MP BETA1	PY	-0.003	-0.003	0	0
42	MP ALPHA4	PY	-0.003	-0.003	0	0
43	MP ALPHA3	PY	-0.003	-0.003	0	0
44	MP ALPHA2	PY	-0.003	-0.003	0	0
45	MP ALPHA1	PY	-0.003	-0.003	0	0
46	KICKER3	PY	-0.002	-0.002	0	0
47	KICKER2	PY	-0.002	-0.002	0	0
48	KICKER1	PY	-0.002	-0.002	0	0
49	FACE3	PY	-0.002	-0.002	0	0
50	FACE2	PY	-0.002	-0.002	0	0
51	FACE1	PY	-0.001	-0.001	0	0
52	CR3B	PY	-0.001	-0.001	0	0
53	CR3A	PY	-0.001	-0.001	0	0
54	CR2B	PY	-0.001	-0.001	0	0
55	CR2A	PY	-0.001	-0.001	0	0
56	CR1B	PY	-0.001	-0.001	0	0
57	CR1A	PY	-0.001	-0.001	0	0
58	CPL6	PY	-0.003	-0.003	0	0
59	CPL5	PY	-0.003	-0.003	0	0
60	CPL4	PY	-0.003	-0.003	0	0
61	CPL3	PY	-0.003	-0.003	0	0
62	CPL2	PY	-0.003	-0.003	0	0
63	CPL1	PY	-0.003	-0.003	0	0
64	CORNER3	PY	-0.003	-0.003	0	0
65	CORNER2	PY	-0.003	-0.003	0	0
66	CORNER1	PY	-0.003	-0.003	0	0



Company : POD Group  
 Designer : YC  
 Job Number : 22-139020  
 Model Name : 302496

Sept 2, 2022  
 1:52 PM  
 Checked By: \_\_\_\_\_

**Member Distributed Loads (BLC 39 : Ice Wind Load (330)) (Continued)**

Member Label	Direction	Start Magnitude[k/ft,...	End Magnitude[k/ft,F...	Start Location[ft, %]	End Location[ft, %]	
67	SUP3B	PX	.000789	.000789	0	0
68	SUP3A	PX	.000789	.000789	0	0
69	SUP2B	PX	.000789	.000789	0	0
70	SUP2A	PX	.000789	.000789	0	0
71	SUP1B	PX	.000789	.000789	0	0
72	SUP1A	PX	.000789	.000789	0	0
73	SO3	PX	.00072	.00072	0	0
74	SO2	PX	.00072	.00072	0	0
75	SO1	PX	.00072	.00072	0	0
76	RPL6	PX	.002	.002	0	0
77	RPL5	PX	.002	.002	0	0
78	RPL4	PX	.002	.002	0	0
79	RPL3	PX	.002	.002	0	0
80	RPL2	PX	.002	.002	0	0
81	RPL1	PX	.002	.002	0	0
82	RCORNER3	PX	.00088	.00088	0	0
83	RCORNER2	PX	.00088	.00088	0	0
84	RCORNER1	PX	.00088	.00088	0	0
85	RAIL3	PX	.001	.001	0	0
86	RAIL2	PX	.001	.001	0	0
87	RAIL1	PX	.000514	.000514	0	0
88	PLATE12	PX	.002	.002	0	0
89	PLATE11	PX	.002	.002	0	0
90	PLATE10	PX	.002	.002	0	0
91	PLATE9	PX	.002	.002	0	0
92	PLATE8	PX	.002	.002	0	0
93	PLATE7	PX	.002	.002	0	0
94	PLATE6	PX	.002	.002	0	0
95	PLATE5	PX	.002	.002	0	0
96	PLATE4	PX	.002	.002	0	0
97	PLATE3	PX	.002	.002	0	0
98	PLATE2	PX	.002	.002	0	0
99	PLATE1	PX	.002	.002	0	0
100	MP GAMMA4	PX	.002	.002	0	0
101	MP GAMMA3	PX	.002	.002	0	0
102	MP GAMMA2	PX	.002	.002	0	0
103	MP GAMMA1	PX	.002	.002	0	0
104	MP BETA4	PX	.002	.002	0	0
105	MP BETA3	PX	.002	.002	0	0
106	MP BETA2	PX	.002	.002	0	0
107	MP BETA1	PX	.002	.002	0	0
108	MP ALPHA4	PX	.002	.002	0	0
109	MP ALPHA3	PX	.002	.002	0	0
110	MP ALPHA2	PX	.002	.002	0	0
111	MP ALPHA1	PX	.002	.002	0	0
112	KICKER3	PX	.00088	.00088	0	0
113	KICKER2	PX	.00088	.00088	0	0
114	KICKER1	PX	.00088	.00088	0	0
115	FACE3	PX	.001	.001	0	0
116	FACE2	PX	.001	.001	0	0
117	FACE1	PX	.000637	.000637	0	0
118	CR3B	PX	.00072	.00072	0	0
119	CR3A	PX	.00072	.00072	0	0
120	CR2B	PX	.00072	.00072	0	0
121	CR2A	PX	.00072	.00072	0	0
122	CR1B	PX	.00072	.00072	0	0
123	CR1A	PX	.00072	.00072	0	0





**Member Distributed Loads (BLC 39 : Ice Wind Load (330)) (Continued)**

	Member Label	Direction	Start Magnitude[k/ft....	End Magnitude[k/ft.F...	Start Location[ft.%,]	End Location[ft.%,]
124	CPL6	PX	.002	.002	0	0
125	CPL5	PX	.002	.002	0	0
126	CPL4	PX	.002	.002	0	0
127	CPL3	PX	.002	.002	0	0
128	CPL2	PX	.002	.002	0	0
129	CPL1	PX	.002	.002	0	0
130	CORNER3	PX	.002	.002	0	0
131	CORNER2	PX	.002	.002	0	0
132	CORNER1	PX	.002	.002	0	0

**Member Distributed Loads (BLC 43 : BLC 3 Transient Area Loads)**

	Member Label	Direction	Start Magnitude[k/ft....	End Magnitude[k/ft.F...	Start Location[ft.%,]	End Location[ft.%,]
1	SUP1B	Z	-.002	-.011	0	1.347
2	SUP1B	Z	-.011	-.014	1.347	2.694
3	SUP1B	Z	-.014	-.009	2.694	4.041
4	SUP1A	Z	-.015	-.009	0	1.617
5	SUP1A	Z	-.009	-.003	1.617	3.233
6	SUP2B	Z	-.002	-.011	0	1.347
7	SUP2B	Z	-.011	-.014	1.347	2.694
8	SUP2B	Z	-.014	-.009	2.694	4.041
9	SUP2A	Z	-.003	-.009	.808	2.425
10	SUP2A	Z	-.009	-.015	2.425	4.041
11	SUP3B	Z	-.002	-.011	0	1.347
12	SUP3B	Z	-.011	-.014	1.347	2.694
13	SUP3B	Z	-.014	-.009	2.694	4.041
14	SUP3A	Z	-.015	-.009	0	1.617
15	SUP3A	Z	-.009	-.003	1.617	3.233

**Member Distributed Loads (BLC 44 : BLC 27 Transient Area Loads)**

	Member Label	Direction	Start Magnitude[k/ft....	End Magnitude[k/ft.F...	Start Location[ft.%,]	End Location[ft.%,]
1	SUP1B	Z	-.003	-.016	0	1.347
2	SUP1B	Z	-.016	-.019	1.347	2.694
3	SUP1B	Z	-.019	-.013	2.694	4.041
4	SUP1A	Z	-.022	-.013	0	1.617
5	SUP1A	Z	-.013	-.004	1.617	3.233
6	SUP2B	Z	-.003	-.016	0	1.347
7	SUP2B	Z	-.016	-.019	1.347	2.694
8	SUP2B	Z	-.019	-.013	2.694	4.041
9	SUP2A	Z	-.004	-.013	.808	2.425
10	SUP2A	Z	-.013	-.022	2.425	4.041
11	SUP3B	Z	-.003	-.016	0	1.347
12	SUP3B	Z	-.016	-.019	1.347	2.694
13	SUP3B	Z	-.019	-.013	2.694	4.041
14	SUP3A	Z	-.022	-.013	0	1.617
15	SUP3A	Z	-.013	-.004	1.617	3.233

**Member Area Loads (BLC 3 : Dead Load)**

	Joint A	Joint B	Joint C	Joint D	Direction	Distribution	Magnitude[ksf]
1	N87A	N89A	N90		Z	Two Way	-.01
2	N91A	N89	N87B		Z	Two Way	-.01
3	N88A	N91	N86A		Z	Two Way	-.01

**Member Area Loads (BLC 27 : Ice Dead Load)**

	Joint A	Joint B	Joint C	Joint D	Direction	Distribution	Magnitude[ksf]
--	---------	---------	---------	---------	-----------	--------------	----------------



**Member Area Loads (BLC 27 : Ice Dead Load) (Continued)**

	Joint A	Joint B	Joint C	Joint D	Direction	Distribution	Magnitude[ksf]
1	N87A	N89A	N90		Z	Two Way	-.014
2	N91A	N89	N87B		Z	Two Way	-.014
3	N88A	N91	N86A		Z	Two Way	-.014

**Envelope Joint Reactions**

	Joint		X [k]	LC	Y [k]	LC	Z [k]	LC	MX [k-ft]	LC	MY [k-ft]	LC	MZ [k-ft]	LC
1	N21	max	1.441	11	1.776	2	1.35	3	1.721	6	.377	11	1.656	29
2		min	-1.474	29	-4.354	20	.656	23	.778	23	-.634	29	-1.584	11
3	N185B	max	3.794	11	2.133	2	1.353	30	.163	17	1.67	18	1.622	17
4		min	-1.542	29	-.867	20	.659	11	-.81	35	.59	35	-1.551	35
5	N187B	max	1.586	14	2.72	35	1.35	15	-1.162	23	-.397	2	1.333	5
6		min	-3.776	32	-1.431	17	.654	35	-1.164	6	-1.403	21	-1.26	23
7	N185C	max	.058	23	2.785	21	1.365	21	.341	21	.054	23	.069	5
8		min	-.024	5	.212	2	.116	2	.029	2	-.03	5	-.129	23
9	N190A	max	-.25	26	-.151	26	1.371	9	.022	29	.309	7	.122	29
10		min	-2.444	9	-1.441	10	.152	26	-.206	12	.027	23	-.187	11
11	N195B	max	2.401	33	-.09	14	1.37	33	.03	11	-.01	17	.107	17
12		min	.14	14	-1.429	33	.093	14	-.165	29	-.312	36	-.17	35
13	Totals:	max	4.722	11	4.779	2	7.763	18						
14		min	-4.722	29	-4.819	20	3.989	35						

**Envelope AISC 15th(360-16): LRFD Steel Code Checks**

Member	Shape	Code Check	Lo...	LC	Shear Check	Lo.....	phi*...	phi*...	phi*...	phi*...	Eqn
1	SUP3B L2x2x3	.179	2....	30	.015	4.... z 6	10.3...	23.3...	.558	1.084	H2-1
2	SUP3A L2x2x3	.160	1.81	35	.013	0 z ...	10.3...	23.3...	.558	1.092	H2-1
3	SUP2B L2x2x3	.179	2....	18	.015	4.... z ...	10.3...	23.3...	.558	1.084	H2-1
4	SUP2A L2x2x3	.148	2....	23	.013	4.... y 9	10.3...	23.3...	.558	1.088	H2-1
5	SUP1B L2x2x3	.178	2....	6	.015	4.... z ...	10.3...	23.3...	.558	1.084	H2-1
6	SUP1A L2x2x3	.152	1.81	11	.013	0 z ...	10.3...	23.3...	.558	1.09	H2-1
7	SO3 HSS4X...	.160	5....	29	.085	5.... y ...	124....	139....	16.1...	16.1...	H1-...
8	SO2 HSS4X...	.140	5....	5	.077	5.... y 5	124....	139....	16.1...	16.1...	H1-...
9	SO1 HSS4X...	.158	5....	17	.088	5.... y ...	124....	139....	16.1...	16.1...	H1-...
10	RPL6 6x0.375	.000	.125	20	.000	.125 y ...	70.0...	72.9	.57	9.113	H1-...
11	RPL5 6x0.375	.000	.125	26	.000	.125 y ...	70.0...	72.9	.57	9.113	H1-...
12	RPL4 6x0.375	.000	.125	8	.000	.125 y ...	70.0...	72.9	.57	9.113	H1-...
13	RPL3 6x0.375	.000	.125	32	.000	.125 y ...	70.0...	72.9	.57	9.113	H1-...
14	RPL2 6x0.375	.000	.125	14	.000	.125 y ...	70.0...	72.9	.57	9.113	H1-...
15	RPL1 6x0.375	.000	.125	20	.000	.125 y ...	70.0...	72.9	.57	9.113	H1-...
16	RCORN... L2.5x2...	.225	0	2	.057	0 z 2	36.7...	38.5...	1.114	2.537	H2-1
17	RCORN... L2.5x2...	.219	0	26	.058	0 y ...	36.7...	38.5...	1.114	2.537	H2-1
18	RCORN... L2.5x2...	.226	0	14	.062	0 y ...	36.7...	38.5...	1.114	2.537	H2-1
19	RAIL3 PIPE ...	.237	11...	2	.183	11...	6.295	32.13	1.872	1.872	H1-...
20	RAIL2 PIPE ...	.232	11...	26	.202	.521 ...	6.295	32.13	1.872	1.872	H1-...
21	RAIL1 PIPE ...	.241	.521	14	.194	.651 ...	6.295	32.13	1.872	1.872	H1-...
22	PLATE12 6x0.375	.120	.169	29	.387	.169 y ...	67.6...	72.9	.57	9.113	H1-...
23	PLATE11 6x0.375	.196	.169	35	.415	.169 y ...	67.6...	72.9	.57	9.113	H1-...
24	PLATE10 6x0.375	.193	.169	20	.408	.169 y ...	67.6...	72.9	.57	9.113	H1-...
25	PLATE9 6x0.375	.103	.169	5	.371	.169 y 8	67.6...	72.9	.57	9.113	H1-...
26	PLATE8 6x0.375	.203	.169	11	.400	.169 y 8	67.6...	72.9	.57	9.113	H1-...
27	PLATE7 6x0.375	.126	.169	17	.387	.169 y ...	67.6...	72.9	.57	9.113	H1-...
28	PLATE6 6x0.375	.113	.146	5	.385	.292 y ...	68.9...	72.9	.57	9.113	H1-...
29	PLATE5 6x0.375	.210	.146	8	.400	0 y ...	68.9...	72.9	.57	9.113	H1-...
30	PLATE4 6x0.375	.134	.146	29	.405	.292 y ...	68.9...	72.9	.57	9.113	H1-...
31	PLATE3 6x0.375	.198	.146	32	.417	0 y ...	68.9...	72.9	.57	9.113	H1-...



Company : POD Group  
 Designer : YC  
 Job Number : 22-139020  
 Model Name : 302496

Sept 2, 2022  
 1:52 PM  
 Checked By: \_\_\_\_\_

**Envelope AISC 15th(360-16): LRFD Steel Code Checks (Continued)**

Member	Shape	Code Check	Lo...	LC	Shear Check	Lo...	phi*	phi*	phi*	phi*	Eqn			
32	PLATE2	6x0.375	.140	.146	17	.399	.292	y	2	68.9...	72.9	.57	9.113	... H1-...
33	PLATE1	6x0.375	.198	.146	20	.406	0	y	2	68.9...	72.9	.57	9.113	... H1-...
34	MP GAM...	PIPE ...	.142	2.5	32	.084	2.5	5	30.0...	50.7...	3.596	3.596	... H1-...	
35	MP GAM...	PIPE ...	.204	2.5	35	.087	2.5	...	30.0...	50.7...	3.596	3.596	... H1-...	
36	MP GAM...	PIPE ...	.250	2.5	8	.069	5.5	...	30.0...	50.7...	3.596	3.596	... H1-...	
37	MP GAM...	PIPE ...	.172	2.5	20	.124	5.5	...	30.0...	50.7...	3.596	3.596	... H1-...	
38	MP BETA4	PIPE ...	.142	2.5	20	.090	2.5	...	30.0...	50.7...	3.596	3.596	... H1-...	
39	MP BETA3	PIPE ...	.200	2.5	26	.089	2.5	...	30.0...	50.7...	3.596	3.596	... H1-...	
40	MP BETA2	PIPE ...	.253	2.5	32	.069	5.5	...	30.0...	50.7...	3.596	3.596	... H1-...	
41	MP BETA1	PIPE ...	.167	2...	8	.128	5...	...	24.2...	50.7...	3.596	3.596	... H1-...	
42	MP ALP...	PIPE ...	.131	2.5	11	.098	2.5	...	30.0...	50.7...	3.596	3.596	... H1-...	
43	MP ALP...	PIPE ...	.213	2.5	14	.084	2.5	2	30.0...	50.7...	3.596	3.596	... H1-...	
44	MP ALP...	PIPE ...	.251	2.5	20	.076	5.5	...	30.0...	50.7...	3.596	3.596	... H1-...	
45	MP ALP...	PIPE ...	.183	2.5	32	.125	5.5	2	30.0...	50.7...	3.596	3.596	... H1-...	
46	KICKER3	LL2.5x...	.094	4...	2	.008	4...	z	2	43.1...	58.32	3.954	2.55	... H1-...
47	KICKER2	LL2.5x...	.091	4...	26	.008	4...	z	...	43.1...	58.32	3.954	2.55	... H1-...
48	KICKER1	LL2.5x...	.099	4...	14	.009	4...	z	...	43.1...	58.32	3.954	2.55	... H1-...
49	FACE3	PIPE ...	.087	4...	35	.095	4...	8	28.2...	65.2...	5.749	5.749	... H1-...	
50	FACE2	PIPE ...	.085	4...	23	.095	4...	...	28.2...	65.2...	5.749	5.749	... H1-...	
51	FACE1	PIPE ...	.083	8...	11	.092	8...	...	28.2...	65.2...	5.749	5.749	... H1-...	
52	CR3B	HSS4X...	.093	2.38	12	.027	2.38	z	...	136...	139...	16.1...	16.1...	... H1-...
53	CR3A	HSS4X...	.105	0	18	.037	1.86	y	...	136...	139...	16.1...	16.1...	... H1-...
54	CR2B	HSS4X...	.093	2.38	36	.027	.521	y	...	136...	139...	16.1...	16.1...	... H1-...
55	CR2A	HSS4X...	.103	2.38	6	.034	.521	y	...	136...	139...	16.1...	16.1...	... H1-...
56	CR1B	HSS4X...	.092	0	24	.027	0	z	...	136...	139...	16.1...	16.1...	... H1-...
57	CR1A	HSS4X...	.104	0	30	.035	1.86	y	...	136...	139...	16.1...	16.1...	... H1-...
58	CPL6	6x0.5	.080	.3	11	.419	.3	y	2	94.0...	97.2	1.012	12.15	... H1-...
59	CPL5	6x0.5	.089	0	35	.357	0	y	...	94.0...	97.2	1.012	12.15	... H1-...
60	CPL4	6x0.5	.083	.3	35	.415	.3	y	...	94.0...	97.2	1.012	12.15	... H1-...
61	CPL3	6x0.5	.083	0	23	.378	0	y	...	94.0...	97.2	1.012	12.15	... H1-...
62	CPL2	6x0.5	.075	.3	23	.435	.3	y	...	94.0...	97.2	1.012	12.15	... H1-...
63	CPL1	6x0.5	.085	0	11	.385	0	y	...	94.0...	97.2	1.012	12.15	... H1-...
64	CORNER3	6x0.5	.180	.524	35	.136	.524	y	...	65.1...	97.2	1.012	12.15	... H1-...
65	CORNER2	6x0.5	.168	.524	23	.137	.524	y	...	65.1...	97.2	1.012	12.15	... H1-...
66	CORNER1	6x0.5	.171	.524	11	.140	.524	y	...	65.1...	97.2	1.012	12.15	... H1-...

**POD Job #** 22-139020  
**Site Number** 302496  
**Site Name** Cich - Colchester,CT

Calculations Based on TIA-222-H

**Reactions from RISA-3D**

Torque	-0.182 ft-kip
Moment (y-y)	0.021 ft-kip
Moment (z-z)	0.028 ft-kip
Axial	-0.661 kips
Shear (y)	-0.053 kips
Shear (z)	1.055 kips

**RISA Members to Check**

SO3
SO2
SO1

**Capacities**

<b>Bolts</b>	<b>0.1%</b>
<b>Flange Plate</b>	<b>2.3%</b>

Load Combination 32  
 Member SO2

**Bolt Information**

Grade	A325
Threads in Shear Plane	Included
Diameter	0.625 in.
Bolt Spacing (y)	6 in.
Bolt Spacing (z)	6 in.
Number of Rods	4

**Flange Plate Information**

Width (y)	8 in.
Width (z)	8 in.
Thickness	0.75 in.
Grade	A36

**Standoff Information**

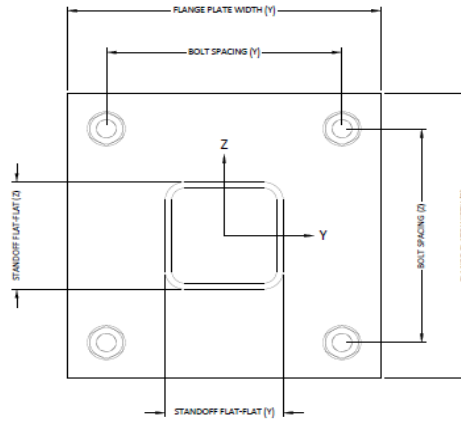
Standoff Member	HSS
Thickness	0.25 in.
Flat-Flat (y)	4 in.
Flat-Flat (z)	4 in.

**Bolt Calculations**

$\phi$	0.75
$A_{nt}$	0.226 in <sup>2</sup>
$A_b$	0.307 in <sup>2</sup>
$F_u$	120 ksi
$\phi R_{nt}$	13.81 kips
$\phi R_{nt}$	20.34 kips
$V$	0.45 kips
$F$	0.21 kips
Capacity	0.1%

**Flange Plate Calculations**

$\phi$	0.9
$F_y$	36 ksi
$t_{min}$	0.04 in
$W$	5.83 in
$Z$	0.8 in <sup>3</sup>
$\phi M_n$	26.6 in-kip
$M_u$	0.6 in-kip
Capacity	2.3%





**POD Job #** 22-139020  
**Site Number** 302496  
**Site Name** Clch - Colchester,CT

**Connection Type** Double Shear

*RISA 3D Forces*

Axial (Bolts) 3.053 kips  
 Shear (Bolts) 0.062 kips  
 Axial Force (Member) 0.062 kips

*Bolt/Member Information*

Member Label KICKER2  
 # of Bolts 1  
 Diameter 0.625 inches  
 Bolt Grade A325  
 Member Grade A36  
 Threads Included? Yes  
 L<sub>b</sub> 0 inches  
 L<sub>c</sub> 1 inches  
 t 0.1875 inches

**Shear Capacity** 0.2%

**Axial Capacity** 15.0%

**Bearing Capacity** 0.5%



**AMERICAN TOWER®**  
CORPORATION

**LETTER OF AUTHORIZATION FOR PERMITTING**

**ATC SITE#/NAME/PROJECT: 302496 / CLCH - COLCHESTER / 13674383**  
**SITE ADDRESS: CHESTNUT HILL ROAD, COLCHESTER, CT 06415**  
**LICENSEE: T-MOBILE NORTHEAST LLC dba T-MOBILE**  
**SITE ACQUISITION VENDOR: TRANSCEND WIRELESS LLC**

I, Margaret Robinson, Vice President, UST Legal for American Tower\*, owner/operator of the tower facility located at the address identified above (the “Tower Facility”), do hereby authorize **T-MOBILE NORTHEAST LLC dba T-MOBILE, TRANSCEND WIRELESS LLC** their successors and assigns, and/or their agent, (collectively, the “Licensee”) to act as American Tower’s non-exclusive agent for the sole purpose of filing and consummating any land-use, building, or electrical permit application(s) as may be required by the applicable permitting authorities for Licensee’s telecommunications’ installation on the Tower Facility.

American Tower understands that this application may be denied, modified or approved with conditions. The above authorization is limited to the acceptance by Licensee only of conditions related to Licensee’s installation and any such conditions of approval or modifications will be Licensee’s sole responsibility.

Signature:

Print Name: Margaret Robinson  
Vice President, UST Legal  
American Tower\*


**NOTARY BLOCK**

Commonwealth of MASSACHUSETTS  
County of Middlesex

This instrument was acknowledged before me by Margaret Robinson, Vice President, UST Legal for American Tower\*, personally known to me (or proved to me on the basis of satisfactory evidence) to be the person whose name is subscribed to the within instrument and acknowledged to me that he executed the same.

WITNESS my hand and official seal, this 1<sup>st</sup> day of November, 2022

NOTARY SEAL



Notary Public   
My Commission Expires: March 14, 2025

\* American Tower is defined as American Tower Corporation and any of its affiliates or subsidiaries.

RADIO FREQUENCY EMISSIONS ANALYSIS REPORT  
EVALUATION OF HUMAN EXPOSURE POTENTIAL  
TO NON-IONIZING EMISSIONS

T-Mobile Existing Facility

Site ID: CTHA255A

CTHA255A  
58 Chestnut Hill Road  
Colchester, Connecticut 06415

**November 4, 2022**

**EBI Project Number: 6222006573**

Site Compliance Summary	
Compliance Status:	<b>COMPLIANT</b>
Site total MPE% of FCC general population allowable limit:	<b>41.09%</b>

November 4, 2022

T-Mobile

Attn: Jason Overbey, RF Manager  
35 Griffin Road South  
Bloomfield, Connecticut 06002

Emissions Analysis for Site: CTHA255A - CTHA255A

EBI Consulting was directed to analyze the proposed T-Mobile facility located at **58 Chestnut Hill Road** in **Colchester, Connecticut** for the purpose of determining whether the emissions from the Proposed T-Mobile Antenna Installation located on this property are within specified federal limits.

All information used in this report was analyzed as a percentage of current Maximum Permissible Exposure (% MPE) as listed in the FCC OET Bulletin 65 Edition 97-01 and ANSI/IEEE Std C95.1. The FCC regulates Maximum Permissible Exposure in units of microwatts per square centimeter ( $\mu\text{W}/\text{cm}^2$ ). The number of  $\mu\text{W}/\text{cm}^2$  calculated at each sample point is called the power density. The exposure limit for power density varies depending upon the frequencies being utilized. Wireless Carriers and Paging Services use different frequency bands each with different exposure limits; therefore, it is necessary to report results and limits in terms of percent MPE rather than power density.

All results were compared to the FCC (Federal Communications Commission) radio frequency exposure rules, 47 CFR 1.1307(b)(1) – (b)(3), to determine compliance with the Maximum Permissible Exposure (MPE) limits for General Population/Uncontrolled environments as defined below.

General population/uncontrolled exposure limits apply to situations in which the general population may be exposed or in which persons who are exposed as a consequence of their employment may not be made fully aware of the potential for exposure or cannot exercise control over their exposure. Therefore, members of the general population would always be considered under this category when exposure is not employment related, for example, in the case of a telecommunications tower that exposes persons in a nearby residential area.

Public exposure to radio frequencies is regulated and enforced in units of microwatts per square centimeter ( $\mu\text{W}/\text{cm}^2$ ). The general population exposure limits for the 600 MHz and 700 MHz frequency bands are approximately  $400 \mu\text{W}/\text{cm}^2$  and  $467 \mu\text{W}/\text{cm}^2$ , respectively. The general population exposure limit for the 1900 MHz (PCS), 2100 MHz (AWS) and 11 GHz frequency bands is  $1000 \mu\text{W}/\text{cm}^2$ . Because each carrier will be using different frequency bands, and each frequency band has different exposure limits, it is necessary to report percent of MPE rather than power density.



Occupational/controlled exposure limits apply to situations in which persons are exposed as a consequence of their employment and in which those persons who are exposed have been made fully aware of the potential for exposure and can exercise control over their exposure. Occupational/controlled exposure limits also apply where exposure is of a transient nature as a result of incidental passage through a location where exposure levels may be above general population/uncontrolled limits (see below), as long as the exposed person has been made fully aware of the potential for exposure and can exercise control over his or her exposure by leaving the area or by some other appropriate means.

Additional details can be found in FCC OET 65.

## **CALCULATIONS**

Calculations were done for the proposed T-Mobile Wireless antenna facility located at 58 Chestnut Hill Road in Colchester, Connecticut using the equipment information listed below. Modeling of the antennas and associated equipment was completed using RoofMaster™ software, which is a widely-used predictive modeling program that has been developed to predict RF power density values for rooftop and tower telecommunications sites produced by vertical collinear antennas that are typically used in the cellular, PCS, paging and other communications services. Using the computational methods set forth in Federal Communications (FCC) Office of Engineering & Technology (OET) Bulletin 65, “Evaluating Compliance with FCC Guidelines for Human Exposure to Radiofrequency Electromagnetic Fields” (OET-65), RoofMaster™ calculates predicted power density in a scalable grid based on the contributions of all RF sources characterized in the study scenario. At each grid location, the cumulative power density is expressed as a percentage of the FCC limits. Manufacturer antenna pattern data is utilized in these calculations. RoofMaster™ models consist of the Far Field model as specified in OET-65 and an implementation of the OET-65 Cylindrical Model (Sula9). The models utilize several operational specifications for different types of antennas to produce a plot of spatially-averaged power densities that can be expressed as a percentage of the applicable exposure limit.

Since T-Mobile is proposing highly focused directional panel antennas, which project most of the emitted energy out toward the horizon, all calculations were performed assuming a lobe representing the maximum gain of the antenna per the antenna manufacturer’s supplied specifications, minus 10 dB for directional panel antennas and 20 dB for highly focused parabolic microwave dishes, was focused at the base of the tower. For this report, the sample point is the top of a 6-foot person standing at the base of the tower. For power density calculations, the broadcast footprint of the AIR6449 or similar SON antenna has been considered. Due to the beamforming nature of these antennas, the actual beam locations vary depending on demand and are narrow in nature. Using the broadcast footprint accounts for the potential location of beams at any given time.

For all calculations, telecommunications equipment was modeled using the following assumptions:

- 1) 1 LTE channel (600 MHz Band) was considered for each sector of the proposed installation. These Channels have a transmit power of 40 Watts per Channel.
- 2) 1 NR channel (600 MHz Band) was considered for each sector of the proposed installation. This Channel has a transmit power of 80 Watts.
- 3) 1 LTE channel (700 MHz Band) was considered for each sector of the proposed installation. These Channels have a transmit power of 40 Watts per Channel.
- 4) 1 LTE channel (PCS Band - 1900 MHz) was considered for each sector of the proposed installation. These Channels have a transmit power of 120/160 Watts per Channel.
- 5) 1 LTE channel (AWS Band – 2100 MHz) was considered for each sector of the proposed installation. These Channels have a transmit power of 120/160 Watts per Channel.
- 6) 1 LTE Traffic channel (LTE 1C and 2C BRS Band - 2500 MHz) was considered for each sector of the proposed installation. This Channel has a transmit power of 45 Watts.
- 7) 1 LTE Broadcast channel (LTE 1C and 2C BRS Band - 2500 MHz) was considered for each sector of the proposed installation. This Channel has a transmit power of 15 Watts.
- 8) 1 NR Traffic channel (BRS Band - 2500 MHz) was considered for each sector of the proposed installation. This Channel has a transmit power of 90 Watts.
- 9) 1 NR Broadcast channel (BRS Band - 2500 MHz) was considered for each sector of the proposed installation. This Channel has a transmit power of 30 Watts.
- 10) All radios at the proposed installation were considered to be running at full power and were uncombined in their RF transmissions paths per carrier prescribed configuration. Per FCC OET Bulletin No. 65 - Edition 97-01 recommendations to achieve the maximum anticipated value at each sample point, all power levels emitting from the proposed antenna installation are increased by a factor of 2.56 to account for possible in-phase reflections from the surrounding environment. This is rarely the case, and if so, is never continuous.
- 11) For the following calculations, the sample point was the top of a 6-foot person standing at the base of the tower. The maximum gain of the antenna per the antenna manufacturer's supplied specifications, minus 10 dB for directional panel antennas and 20 dB for highly focused parabolic microwave dishes, was used in this direction. This value is a very conservative

estimate as gain reductions for these particular antennas are typically much higher in this direction.

- I2) The antennas used in this modeling are the COMMSCOPE VV-65A-RI 02DT 1900 for the 1900 MHz / 1900 MHz channel(s), the RFS APXVAALL24\_43-U-NA20 02DT 600 for the 600 MHz / 600 MHz / 700 MHz channel(s), the ERICSSON SON\_AIR6419 B4I LTE TB 02.09.21 2500 TMO for the 2500 MHz / 2500 MHz / 2500 MHz / 2500 MHz channel(s) in Sector A, the COMMSCOPE VV-65A-RI 02DT 1900 for the 1900 MHz / 2100 MHz channel(s), the RFS APXVAALL24\_43-U-NA20 02DT 600 for the 600 MHz / 600 MHz / 700 MHz channel(s), the ERICSSON SON\_AIR6419 B4I LTE TB 02.09.21 2500 TMO for the 2500 MHz / 2500 MHz / 2500 MHz / 2500 MHz channel(s) in Sector B, the COMMSCOPE VV-65A-RI 02DT 1900 for the 1900 MHz / 2100 MHz channel(s), the RFS APXVAALL24\_43-U-NA20 02DT 600 for the 600 MHz / 600 MHz / 700 MHz channel(s), the ERICSSON SON\_AIR6419 B4I LTE TB 02.09.21 2500 TMO for the 2500 MHz / 2500 MHz / 2500 MHz / 2500 MHz channel(s) in Sector C. This is based on feedback from the carrier with regard to anticipated antenna selection. All Antenna gain values and associated transmit power levels are shown in the Site Inventory and Power Data table below. The maximum gain of the antenna per the antenna manufacturer's supplied specifications, minus 10 dB for directional panel antennas and 20 dB for highly focused parabolic microwave dishes, was used for all calculations. This value is a very conservative estimate as gain reductions for these particular antennas are typically much higher in this direction.
- I3) The antenna mounting height centerline of the proposed antennas is 167 feet above ground level (AGL).
- I4) Emissions values for additional carriers were taken from the Connecticut Siting Council active database or documents available on the Connecticut Siting Council website (<https://portal.ct.gov/CSC>). Values in the database are provided by the individual carriers themselves.
- I5) All calculations were done with respect to uncontrolled / general population threshold limits.

## T-Mobile Site Inventory and Power Data

Sector:	A	Sector:	B	Sector:	C
Antenna #:	1	Antenna #:	1	Antenna #:	1
Make / Model:	COMMSCOPE VV-65A-RI 02DT 1900	Make / Model:	COMMSCOPE VV-65A-RI 02DT 1900	Make / Model:	COMMSCOPE VV-65A-RI 02DT 1900
Frequency Bands:	1900 MHz / 1900 MHz	Frequency Bands:	1900 MHz / 2100 MHz	Frequency Bands:	1900 MHz / 2100 MHz
Gain:	15.77 dBd / 16.47 dBd	Gain:	15.77 dBd / 16.47 dBd	Gain:	15.77 dBd / 16.47 dBd
Height (AGL):	167 feet	Height (AGL):	167 feet	Height (AGL):	167 feet
Channel Count:	2	Channel Count:	2	Channel Count:	2
Total TX Power (W):	320.00 Watts	Total TX Power (W):	320.00 Watts	Total TX Power (W):	320.00 Watts
ERP (W):	11,390.92	ERP (W):	11,390.92	ERP (W):	11,390.92
Antenna A1 MPE %:	<b>1.58%</b>	Antenna B1 MPE %:	<b>1.58%</b>	Antenna C1 MPE %:	<b>1.58%</b>
Antenna #:	2	Antenna #:	2	Antenna #:	2
Make / Model:	RFS APXVAALL24_43-U-NA20 02DT 600	Make / Model:	RFS APXVAALL24_43-U-NA20 02DT 600	Make / Model:	RFS APXVAALL24_43-U-NA20 02DT 600
Frequency Bands:	600 MHz / 600 MHz / 700 MHz	Frequency Bands:	600 MHz / 600 MHz / 700 MHz	Frequency Bands:	600 MHz / 600 MHz / 700 MHz
Gain:	12.95 dBd / 12.95 dBd / 13.65 dBd	Gain:	12.95 dBd / 12.95 dBd / 13.65 dBd	Gain:	12.95 dBd / 12.95 dBd / 13.65 dBd
Height (AGL):	167 feet	Height (AGL):	167 feet	Height (AGL):	167 feet
Channel Count:	3	Channel Count:	3	Channel Count:	3
Total TX Power (W):	160.00 Watts	Total TX Power (W):	160.00 Watts	Total TX Power (W):	160.00 Watts
ERP (W):	2,878.76	ERP (W):	2,878.76	ERP (W):	2,878.76
Antenna A2 MPE %:	<b>0.96%</b>	Antenna B2 MPE %:	<b>0.96%</b>	Antenna C2 MPE %:	<b>0.96%</b>
Antenna #:	3	Antenna #:	3	Antenna #:	3
Make / Model:	ERICSSON SON_AIR6419 B41 LTE TB 02.09.21 2500 TMO	Make / Model:	ERICSSON SON_AIR6419 B41 LTE TB 02.09.21 2500 TMO	Make / Model:	ERICSSON SON_AIR6419 B41 LTE TB 02.09.21 2500 TMO
Frequency Bands:	2500 MHz / 2500 MHz / 2500 MHz	Frequency Bands:	2500 MHz / 2500 MHz / 2500 MHz	Frequency Bands:	2500 MHz / 2500 MHz / 2500 MHz
Gain:	22.05 dBd / 22.05 dBd / 15.55 dBd	Gain:	22.05 dBd / 22.05 dBd / 15.55 dBd	Gain:	22.05 dBd / 22.05 dBd / 15.55 dBd
Height (AGL):	167 feet	Height (AGL):	167 feet	Height (AGL):	167 feet
Channel Count:	4	Channel Count:	4	Channel Count:	4
Total TX Power (W):	180.00 Watts	Total TX Power (W):	180.00 Watts	Total TX Power (W):	180.00 Watts
ERP (W):	23,258.96	ERP (W):	23,258.96	ERP (W):	23,258.96
Antenna A3 MPE %:	<b>3.23%</b>	Antenna B3 MPE %:	<b>3.23%</b>	Antenna C3 MPE %:	<b>3.23%</b>

Site Composite MPE %	
Carrier	MPE %
T-Mobile (Combined Sectors):	0.51%
Verizon	38.76%
Sprint	1.82%
<b>Site Total MPE % :</b>	<b>41.09%</b>

T-Mobile MPE % Per Sector	
T-Mobile Sector A Total:	0.51%
T-Mobile Sector B Total:	0.50%
T-Mobile Sector C Total:	0.50%
<b>T-Mobile Total MPE % :</b>	<b>0.51%</b>

T-Mobile Maximum MPE Power Values (Sector A)							
T-Mobile Frequency Band / Technology (Sector A)	# Channels	Watts ERP (Per Channel)	Height (feet)	Total Power Density ( $\mu\text{W}/\text{cm}^2$ )	Frequency (MHz)	Allowable MPE ( $\mu\text{W}/\text{cm}^2$ )	Calculated % MPE
T-Mobile 1900 MHz LTE	1	5237.451118	167	7.264149474	1900 MHz LTE	1000.0	0.73%
T-Mobile 2100 MHz LTE	1	6153.468513	167	8.534631456	2100 MHz LTE	1000.0	0.85%
T-Mobile 600 MHz LTE	1	689.5408364	167	0.956367437	600 MHz LTE	400.0	0.24%
T-Mobile 600 MHz NR	1	1379.081673	167	1.912734875	600 MHz NR	400.0	0.48%
T-Mobile 700 MHz LTE	1	810.1398427	167	1.123633764	700 MHz LTE	467.0	0.24%
T-Mobile 2500 MHz LTE	1	7214.604258	167	10.00638718	2500 MHz LTE	1000.0	1.00%
T-Mobile 2500 MHz NR	1	14429.20852	167	20.01277436	2500 MHz NR	1000.0	2.00%
T-Mobile 2500 MHz LTE	1	538.382902	167	0.746717017	2500 MHz LTE	1000.0	0.07%
T-Mobile 2500 MHz NR	1	1076.765804	167	1.493434033	2500 MHz NR	1000.0	0.15%
						<b>T-Mobile Total:</b>	<b>0.51%</b>

- NOTE: Total T-Mobile MPE values reflect all T-Mobile antennas as reported by RoofMaster™ combined modeling.
- NOTE: Totals may vary by approximately 0.01% due to summation of remainders in calculations.

## Summary

All calculations performed for this analysis yielded results that were **within** the allowable limits for general population exposure to RF Emissions.

The anticipated maximum composite contributions from the T-Mobile facility as well as the site composite emissions value with regards to compliance with FCC's allowable limits for general population exposure to RF Emissions are shown here:

T-Mobile Sector	Power Density Value (%)
Sector A:	0.51%
Sector B:	0.50%
Sector C:	0.50%
T-Mobile Maximum MPE % (Sector A):	0.51%
T-Mobile Combined Sectors MPE %:	0.51%
Site Total:	41.09%
Site Compliance Status:	<b>COMPLIANT</b>

The anticipated composite MPE value for this site assuming all carriers present is **41.09%** of the allowable FCC established general population limit sampled at the ground level. This is based upon values listed in the Connecticut Siting Council database for existing carrier emissions or documents available on the Connecticut Siting Council website.

FCC guidelines state that if a site is found to be out of compliance (over allowable thresholds), that carriers over a 5% contribution to the composite value will require measures to bring the site into compliance. For this facility, the composite values calculated were well within the allowable 100% threshold standard per the federal government.

<b>RAN Template:</b> 67E5D998E 6160	<b>A&amp;L Template:</b> 67E5998E_1xAIR+1OP+1QP
--	--

Section 1 - Site Information

<b>Site ID:</b> CTHA255A	<b>Site Name:</b> CTHA255A	<b>Latitude:</b> 41.56894444
<b>Status:</b> Draft	<b>Site Class:</b> Monopole	<b>Longitude:</b> -72.3037
<b>Version:</b> 1	<b>Site Type:</b> Structure Non Building	<b>Address:</b> 58 Chestnut Hill Rd
<b>Project Type:</b> Replacement	<b>Plan Year:</b> 2021	<b>City, State:</b> Colchester, CT
<b>Approved:</b> Not approved	<b>Market:</b> CONNECTICUT CT	<b>Region:</b> NORTHEAST
<b>Approved By:</b> Not approved	<b>Vendor:</b> Ericsson	
<b>Last Modified:</b> 10/11/2022 9:06:59 AM	<b>Landlord:</b> Not Specified	
<b>Last Modified By:</b> Michael.Low1@T-Mobile.com		

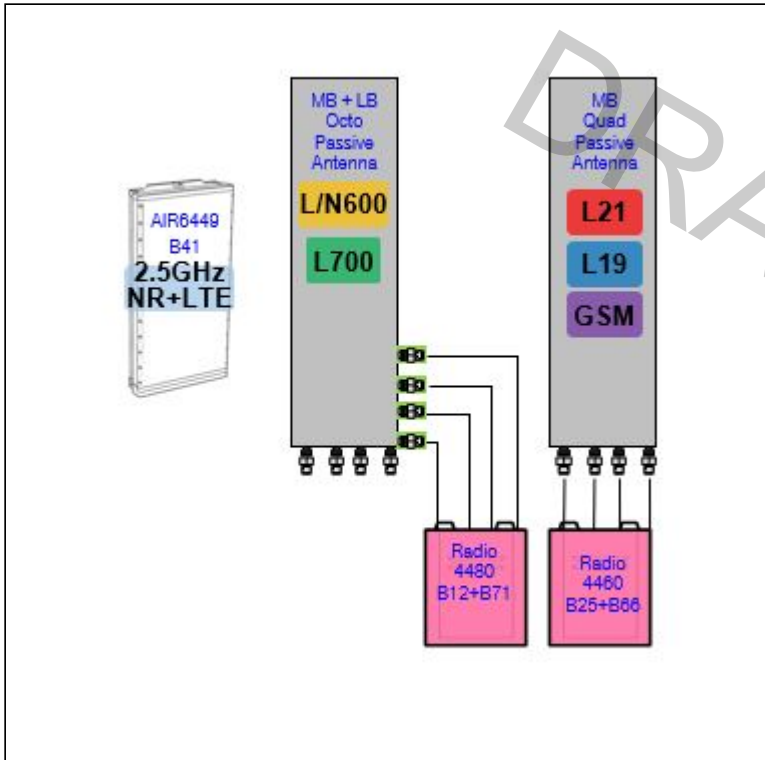
<b>RAN Template:</b> 67E5D998E 6160	<b>AL Template:</b> 67E5998E_1xAIR+1OP+1QP			
<b>Sector Count:</b> 3	<b>Antenna Count:</b> 9	<b>Coax Line Count:</b> 0	<b>TMA Count:</b> 0	<b>RRU Count:</b> 6

Section 2 - Existing Template Images

----- This section is intentionally blank. -----

Section 3 - Proposed Template Images

67E5A998E.JPG



Notes:



Section 4 - Siteplan Images

----- This section is intentionally blank. -----

DRAFT

<b>RAN Template:</b> 67E5D998E 6160	<b>A&amp;L Template:</b> 67E5998E_1xAIR+1OP+1QP
--	--

Section 5 - RAN Equipment

**Existing RAN Equipment**

----- This section is intentionally blank. -----

**Proposed RAN Equipment**

Template: 67E5D998E 6160

Enclosure	1	2												
<b>Enclosure Type</b>	Enclosure 6160 AC V1	B160												
<b>Baseband</b>	<table border="0"> <tr> <td>RP 6651</td> <td>RP 6651</td> </tr> <tr> <td>N600</td> <td>N2500</td> </tr> <tr> <td>L600</td> <td>L2500</td> </tr> <tr> <td>L700</td> <td></td> </tr> <tr> <td>L1900</td> <td></td> </tr> <tr> <td>L2100</td> <td></td> </tr> </table>	RP 6651	RP 6651	N600	N2500	L600	L2500	L700		L1900		L2100		
RP 6651	RP 6651													
N600	N2500													
L600	L2500													
L700														
L1900														
L2100														
<b>Transport System</b>	CSR IXRe V2 (Gen2)													
<b>Functionality Groups</b>	Ericsson Hybrid Trunk 6/24 4AWG *Select Length* (x3)													
<b>Hybrid Cable System</b>	PSU 4813 vR4A (Kit) (x2)													

**RAN Scope of Work:**

<b>RAN Template:</b> 67E5D998E 6160	<b>A&amp;L Template:</b> 67E5998E_1xAIR+1OP+1QP
--	--

Section 6 - A&L Equipment

**Existing Template:** Custom  
**Proposed Template:** 67E5998E\_1xAIR+1OP+1QP

**Sector 1 (Proposed) view from behind**

<b>Coverage Type</b>	A - Outdoor Macro							
<b>Antenna</b>	1		2				3	
<b>Antenna Model</b>	Commscope_VV-65A-R1 (Quad)		RFS - APXVAALL24_43-U-NA20 (Octo)				AIR 6419 B41 (Active Antenna - Massive MIMO)	
<b>Azimuth</b>	10		10				10	
<b>M. Tilt</b>	0		0				0	
<b>Height</b>	167		167				167	
<b>Ports</b>	P1	P2	P3	P4	P5	P6	P7	P8
<b>Active Tech</b>	L2100 L1900	L2100 L1900	L700 L600 N600	L700 L600 N600			L2500 N2500	L2500 N2500
<b>Dark Tech</b>								
<b>Restricted Tech</b>								
<b>Decomm. Tech</b>								
<b>E. Tilt</b>	2	2	2	2	2	2	2	2
<b>Cables</b>	Coax Jumper (x2)	Coax Jumper (x2)	Coax Jumper (x2)	Coax Jumper (x2)				
<b>TMA's</b>								
<b>Diplexer / Combiners</b>								
<b>Radio</b>	Radio 4460 B25+B66 (At Antenna)	Radio 4460 B25+B66 (At Antenna)	Radio 4480 B71+B85 (At Antenna)	Radio 4480 B71+B85 (At Antenna)				
<b>Sector Equipment</b>								

**Unconnected Equipment:**

**Scope of Work:**

\*A dashed border indicates shared connected equipment. Any shared equipment, besides the first, is denoted with the SHARED keyword.

<b>RAN Template:</b> 67E5D998E 6160	<b>A&amp;L Template:</b> 67E5998E_1xAIR+1OP+1QP
--	--

Sector 2 (Proposed) view from behind									
<b>Coverage Type</b>	A - Outdoor Macro								
<b>Antenna</b>	1		2			3			
<b>Antenna Model</b>	Commscope_VV-65A-R1 (Quad)		RFS - APXVAALL24_43-U-NA20 (Octo)			AIR 6419 B41 (Active Antenna - Massive MIMO)			
<b>Azimuth</b>	120		120			120			
<b>M. Tilt</b>	0		0			0			
<b>Height</b>	167		167			167			
<b>Ports</b>	P1	P2	P3	P4	P5	P6	P7	P8	
<b>Active Tech</b>	L2100 L1900	L2100 L1900	L700 L600 N600	L700 L600 N600			L2500 N2500	L2500 N2500	
<b>Dark Tech</b>									
<b>Restricted Tech</b>									
<b>Decomm. Tech</b>									
<b>E. Tilt</b>	2	2	2	2	2	2	2	2	
<b>Cables</b>	Coax Jumper (x2)	Coax Jumper (x2)	Coax Jumper (x2)	Coax Jumper (x2)					
<b>TMA</b> s									
<b>Diplexer / Combiners</b>									
<b>Radio</b>	Radio 4460 B25+B66 (At Antenna)	Radio 4460 B25+B66 (At Antenna)	Radio 4480 B71+B85 (At Antenna)	Radio 4480 B71+B85 (At Antenna)					
<b>Sector Equipment</b>									
<b>Unconnected Equipment:</b>									
<b>Scope of Work:</b>									
*A dashed border indicates shared connected equipment. Any shared equipment, besides the first, is denoted with the SHARED keyword.									

<b>RAN Template:</b> 67E5D998E 6160	<b>A&amp;L Template:</b> 67E5998E_1xAIR+1OP+1QP
--	--

Sector 3 (Proposed) view from behind									
Coverage Type	A - Outdoor Macro								
Antenna	1		2			3			
Antenna Model	Commscope_VV-65A-R1 (Quad)		RFS - APXVAALL24_43-U-NA20 (Octo)			AIR 6419 B41 (Active Antenna - Massive MIMO)			
Azimuth	260		260			260			
M. Tilt	0		0			0			
Height	167		167			167			
Ports	P1	P2	P3	P4	P5	P6	P7	P8	
Active Tech	L2100 L1900	L2100 L1900	L700 L600 N600	L700 L600 N600			L2500 N2500	L2500 N2500	
Dark Tech									
Restricted Tech									
Decomm. Tech									
E. Tilt	2	2	2	2	2	2	2	2	
Cables	Coax Jumper (x2)	Coax Jumper (x2)	Coax Jumper (x2)	Coax Jumper (x2)					
TMA									
Diplexer / Combiners									
Radio	Radio 4460 B25+B66 (At Antenna)	Radio 4460 B25+B66 (At Antenna)	Radio 4480 B71+B85 (At Antenna)	Radio 4480 B71+B85 (At Antenna)					
Sector Equipment									
Unconnected Equipment:									
Scope of Work:									
*A dashed border indicates shared connected equipment. Any shared equipment, besides the first, is denoted with the SHARED keyword.									