



STATE OF CONNECTICUT
CONNECTICUT SITING COUNCIL

Ten Franklin Square, New Britain, CT 06051

Phone: (860) 827-2935 Fax: (860) 827-2950

E-Mail: siting.council@ct.gov

Web Site: portal.ct.gov/csc

VIA ELECTRONIC MAIL

September 21, 2022

Katie Adams
SR Site Acquisition Specialist
Network Building + Consulting
100 Apollo Drive, Suite 303
Chelmsford, MA 01824
kadams@nbcllc.com

RE: **EM-VER-027-220811** – Cellco Partnership d/b/a Verizon Wireless notice of intent to modify an existing telecommunications facility located at 48 Cow Hill Road, Clinton, Connecticut.

Dear Katie Adams:

The Connecticut Siting Council (Council) is in receipt of your correspondence of September 19, 2022 submitted in response to the Council's September 8, 2022 notification of an incomplete request for exempt modification with regard to the above-referenced matter.

The submission renders the request for exempt modification complete and the Council will process the request in accordance with the Federal Communications Commission 60-day timeframe.

Thank you for your attention and cooperation.

Sincerely,

A handwritten signature in dark ink, appearing to read "Melanie A. Bachman".

Melanie A. Bachman
Executive Director

MAB/MP/emr

From: Katie Adams <kadams@nbcllc.com>
Sent: Monday, September 19, 2022 12:07 PM
To: Robidoux, Evan <Evan.Robidoux@ct.gov>
Cc: CSC-DL Siting Council <Siting.Council@ct.gov>
Subject: RE: Council Incomplete Letter for EM-VER-027-220811 (48 Cow Hill Road, Clinton)

EXTERNAL EMAIL: This email originated from outside of the organization. Do not click any links or open any attachments unless you trust the sender and know the content is safe.

Good morning Evan,

Attached is a copy of the signed and stamped Mount Analysis for EM-VER-027-220811. Please let me know if you need anything else.

Thank you,

Katie Adams
SR Site Acquisition Specialist

NETWORK BUILDING + CONSULTING
100 Apollo Drive | Suite 303 | Chelmsford, MA | 01824
M 781-392-7547





Maser Consulting Connecticut
 1055 Washington Boulevard
 Stamford, CT 06901
 203.324.0800
 peter.albano@colliersengineering.com

Antenna Mount Analysis Report and PMI Requirements

Mount Analysis

SMART Tool Project #: 10141828
 Maser Consulting Connecticut Project #: 22777015A

May 18, 2022

Site Information

Site ID: 469402-VZW / CLINTON CT
 Site Name: CLINTON CT
 Carrier Name: Verizon Wireless
 Address: 48 Cow Hill Rd.
 Clinton, Connecticut 06413
 Middlesex County
 Latitude: 41.288944°
 Longitude: -72.538472°

Structure Information

Tower Type: 214-Ft Self Support
 Mount Type: 15.67-Ft Integrated Sector Frame

FUZE ID # 15284227

Analysis Results

Integrated Sector Frame: 69.8% Pass*

***Antennas and equipment to be installed in compliance with PMI Requirements of this mount analysis.**

***Contractor PMI Requirements:

Included at the end of this MA report

Available & Submitted via portal at <https://pmi.vzwsmart.com>

For additional questions and support, please reach out to:

pmisupport@colliersengineering.com

Report Prepared By: Selene Chen



Executive Summary:

The objective of this report is to determine the capacity of the antenna support mount at the subject facility for the final wireless telecommunications configuration, per the applicable codes and standards. Any modification listed under Sources of Information was assumed completed and was included in this analysis.

This analysis is inclusive of the mount structure only and does not address the structural capacity of the supporting structure. This mounting frame was not analyzed as an anchor attachment point for fall protection. All climbing activities are required to have a fall protection plan completed by a competent person.

Sources of Information:

Document Type	Remarks
<i>Radio Frequency Data Sheet (RFDS)</i>	<i>Verizon RFDS, Site ID: 323600, dated May 12, 2022</i>
<i>Mount Mapping Report</i>	<i>Onsight Services, LLC., Site ID: 469402, dated April 9, 2022</i>

Analysis Criteria:

Codes and Standards:	ANSI/TIA-222-H
Wind Parameters:	Basic Wind Speed (Ultimate 3-sec. Gust), V_{ULT} : 124 mph Ice Wind Speed (3-sec. Gust): 50 mph Design Ice Thickness: 1.00 in Risk Category: II Exposure Category: C Topographic Category: 1 Topographic Feature Considered: N/A Topographic Method: N/A Ground Elevation Factor, K_e : 0.999
Seismic Parameters:	S_s : 0.205 g S_1 : 0.054 g
Maintenance Parameters:	Wind Speed (3-sec. Gust): 30 mph Maintenance Live Load, L_v : 250 lbs. Maintenance Live Load, L_m : 500 lbs.
Analysis Software:	RISA-3D (V17)

Final Loading Configuration:

The following equipment has been considered for the analysis of the mount:

Mount Elevation (ft)	Equipment Elevation (ft)	Quantity	Manufacturer	Model	Status
209.00	210.00	6	Commscope	JAHH-65B-R3B	Retained
		6	Antel	LPA-80080/6CF	
		3	RFS	FDJ85020Q4-S1	
		3	Samsung	B2/B66A RRJ-BR049	
		3	Samsung	B5/B13 RRH-BR04C	
		2	Raycap	RRFDC-3315-PF-48*	
		3	Samsung	MT6407-77A	Added

* Equipment is flush mounted directly to the Self Support. They are not mounted on sector frames and are not included in this mount analysis.

It is acceptable to install up to any three (3) of the OVP model numbers listed below as required at any location other than the mount face without affecting the structural capacity of the mount. If OVP units are installed on the mount face, a mount re-analysis may be required unless replacing an existing OVP.

Model Number	Ports	AKA
DB-B1-6C-12AB-0Z	6	OVP-6
RVZDC-6627-PF-48	12	OVP-12

Standard Conditions:

1. All engineering services are performed on the basis that the information provided to Maser Consulting Connecticut and used in this analysis is current and correct. The existing equipment loading has been applied at locations determined from the supplied documentation. Any deviation from the loading locations specified in this report shall be communicated to Maser Consulting Connecticut to verify deviation will not adversely impact the analysis.
2. Mounts are assumed to have been properly fabricated, installed and maintained in good condition, twist free and plumb in accordance with its original design and manufacturer’s specifications.

Obvious safety and structural issues/deficiencies noticed at the time of the mount mapping and reported in the Mount Mapping Report are assumed to be corrected and documented as part of the PMI process and are not considered in the mount analysis.

The mount analysis and the mount mapping are not a condition assessment of the mount. Proper maintenance and condition assessments are still required post analysis.

3. For mount analyses completed from other data sources (including new replacement mounts) and not specifically mapped in accordance with the NSTD-446 Standard, the mounts are assumed to have been properly fabricated, installed and maintained in good condition, twist free and plumb in accordance with its original design and manufacturer’s specifications.
4. All member connections are assumed to have been designed to meet or exceed the load carrying capacity of the connected member unless otherwise specified in this report.

5. The mount was checked up to, and including, the bolts that fasten it to the mount collar/attachment and threaded rod connections in collar members if applicable. Local deformation and interaction between the mount collar/attachment and the supporting tower structure are outside the scope of this analysis.
6. All services are performed, results obtained, and recommendations made in accordance with generally accepted engineering principles and practices. Maser Consulting Connecticut is not responsible for the conclusion, opinions, and recommendations made by others based on the information supplied.
7. Structural Steel Grades have been assumed as follows, if applicable, unless otherwise noted in this analysis:
 - o Channel, Solid Round, Angle, Plate ASTM A36 (Gr. 36)
 - o HSS (Rectangular) ASTM 500 (Gr. B-46)
 - o Pipe ASTM A53 (Gr. B-35)
 - o Threaded Rod F1554 (Gr. 36)
 - o Bolts ASTM A325

Discrepancies between in-field conditions and the assumptions listed above may render this analysis invalid unless explicitly approved by Maser Consulting Connecticut.

Analysis Results:

Component	Utilization %	Pass/Fail
Face Horizontal	30.3 %	Pass
Mast Pipe	58.6 %	Pass
Standoff Horizontal	41.1 %	Pass
Standoff Plate	69.8 %	Pass
Bracing Plate	45.9 %	Pass
Standoff Vertical	14.2 %	Pass
Stand off Diagonal	10.7 %	Pass
Connection Angle	21.3 %	Pass
Tieback	10.0 %	Pass
Antenna Pipe	62.8 %	Pass
Connection Check	28.3 %	Pass

Structure Rating – (Controlling Utilization of all Components)	69.8%
---	--------------

Mount Steel (EPA)a per ANSI/TIA-222-H Section 2.6.11.2:

Ice Thickness (In)	Mount Pipes Excluded		Mount Pipes Included	
	Front (EPA)a (Sq. Ft.)	Side (EPA)a (Sq. Ft.)	Front (EPA)a (Sq. Ft.)	Side (EPA)a (Sq. Ft.)
0	51.8	49.9	70.4	68.5
0.5	73.2	75.5	101.9	99.6
1	94.0	96.3	130.6	128.3

Notes:

- (EPA)a values listed above may be used in the absence of more precise information
- (EPA)a values in the table above include 3 sector(s).
- Ka factors included in (EPA)a calculations

Requirements:

The existing mount is **SUFFICIENT** for the final loading configuration shown in attachment 2 and do not require modifications. Additional requirements are noted below.

If required, ANSI/ASSP rigging plan review services compliant with the requirements of ANSI/TIA 322 are available for a Construction Class IV site or other. Separate review fees will apply.

Attachments:

1. **Contractor Required Post Installation Inspection (PMI) Report Deliverables**
2. Antenna Placement Diagrams
3. Mount Photos
4. Mount Mapping Report (for reference only)
5. Analysis Calculations

Mount Desktop – Post Modification Inspection (PMI) Report Requirements

Documents & Photos Required from Contractor – **Passing Mount Analysis**

Passing Mount Analysis requires a PMI due to a modification in loading.

Electronic pdf version of this can be downloaded at <https://pmi.vzwsmart.com>.

For additional questions and support, please reach out to pmisupport@colliersengineering.com

PSLC #: 469402

SMART Project #: 10141828

Fuze Project ID: 15284227

Purpose – to provide SMART Tool structural vendor the proper documentation in order to complete the required Mount Desktop review of the Post Modification Inspection Report.

- Contractor is responsible for making certain the photos provided as noted below provide confirmation that the installation was completed in accordance with this Passing Mount Analysis.
- Contractor shall relay any data that can impact the performance of the mount, this includes safety issues.

Base Requirements:

- If installation will cause damage to the structure, the climbing facility, or safety climb if present or any installed system, SMART Tool vendor to be notified prior to install. Any special photos outside of the standard requirements will be indicated on the drawings.
- Provide “as built mount drawings” showing contractor’s name, contact information, preparer’s signature, and date. Any deviations from the drawings (Proposed modification) shall be shown. NOTE: If loading is different than what is conveyed in the passing mount analysis (MA) contact the SMART Tool vendor immediately.
- Each photo should be time and date stamped
- Photos should be high resolution.
- Contractor shall ensure that the safety climb wire rope is supported and not adversely impacted by the install of the modification components. This may involve the install of wire rope guides, or other items to protect the wire rope. If there is conflict, contact the SMART Tool engineer for recommendations.
- The PMI can be accessed at the following portal: <https://pmi.vzwsmart.com>

Photo Requirements:

- Photos taken at ground level
 - Photo of Gate Signs showing the tower owner, site name, and number.
 - Overall tower structure after installation.
 - Photos of the mount after installation; if the mounts are at different rad elevations, pictures must be provided for all elevations that equipment was installed.
- Photos taken at Mount Elevation
 - Photos showing the safety climb wire rope above and below the mount prior to installation.
 - Photos showing the climbing facility and safety climb if present.
 - Photos showing each individual sector after installation. Each entire sector shall be in one photo to show the interconnection of members.

- These photos shall also certify that the placement and geometry of the equipment on the mount is as depicted in the antenna placement diagram in this form.
- Photos that show the model number of each antenna and piece of equipment installed per sector.

Antenna & equipment placement and Geometry Confirmation:

- The contractor shall certify that the antenna & equipment placement and geometry is in accordance with the sketch and table as included in the mount analysis and noted below.
 - The contractor certifies that the photos support and the equipment on the mount is as depicted on the sketch and table included in this form and with the mount analysis provided.

OR

- The contractor notes that the equipment on the mount is not in accordance with the sketch and has noted the differences below and provided photo documentation of any alterations.

Special Instructions / Validation as required from the MA or any other information the contractor deems necessary to share that was identified:

Issue:

N/A

Response:

Special Instruction Confirmation:

- The contractor has read and acknowledges the above special instructions.
- All hardware listed in the Special Instructions above (if applicable) has been properly installed, and the existing hardware was inspected.
- The material utilized was as specified in the SMART Tool engineering vendor Special Instructions above (if applicable) and included in the material certification folder is a packing list or invoice for these materials.

OR

- The material utilized was approved by a SMART Tool engineering vendor as an “equivalent” and this approval is included as part of the contractor submission.

Comments:

--

Contractor certifies that the climbing facility / safety climb was not damaged prior to starting work:

Yes No

Contractor certifies no new damage created during the current installation:

Yes No

Contractor to certify the condition of the safety climb and verify no damage when leaving the site:

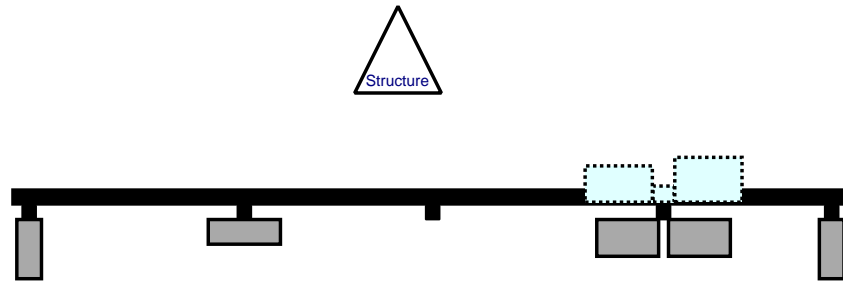
Safety Climb in Good Condition Safety Climb Damaged

Certifying Individual:

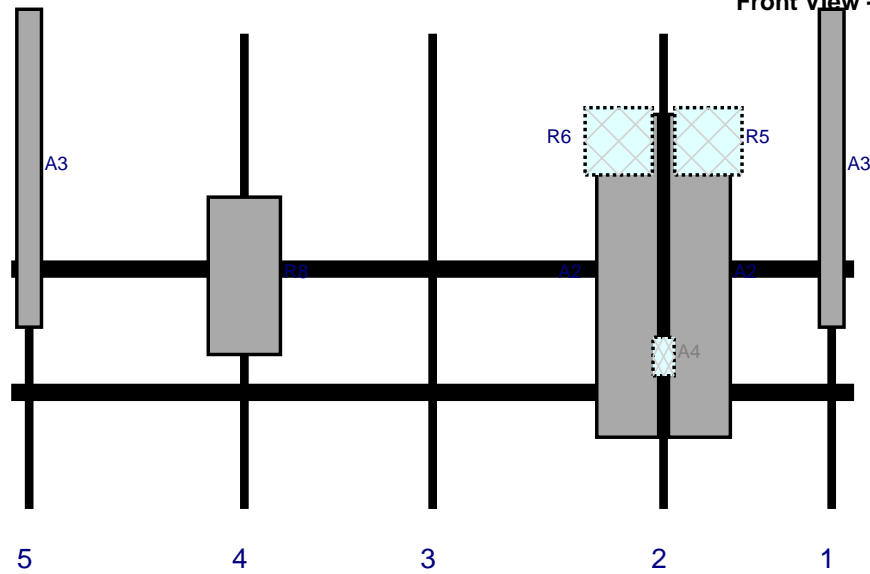
Company:	
Employee Name:	
Contact Phone:	
Email:	
Date:	



Plan View



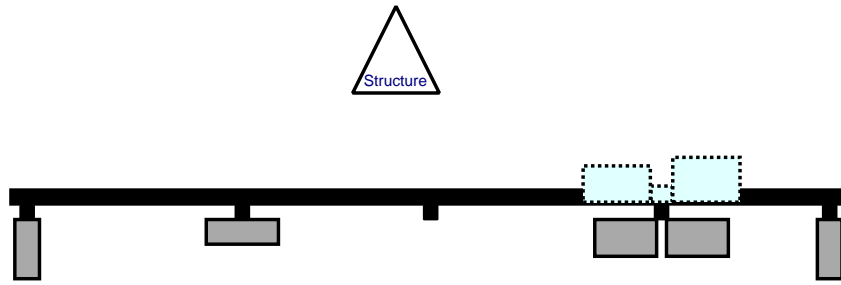
Front View - Looking at Structure



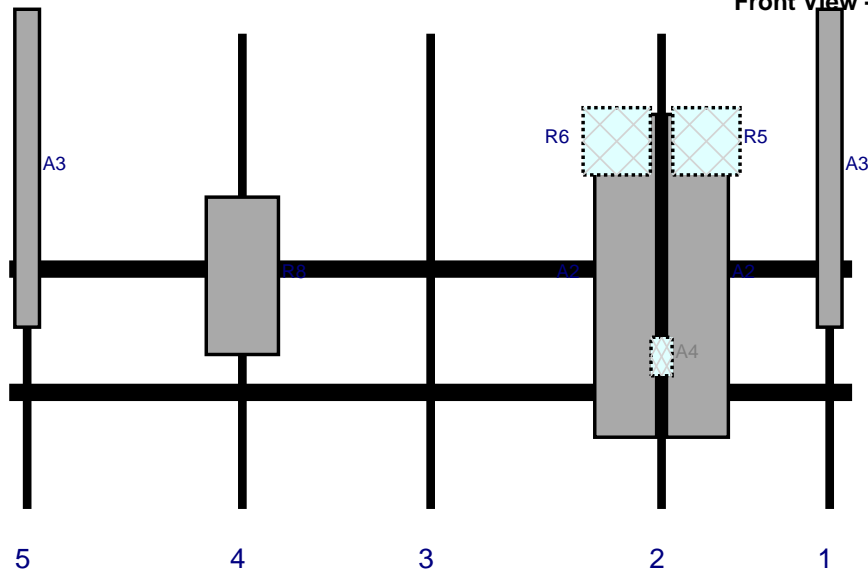
Ref#	Model	Height (in)	Width (in)	H Dist Frm L.	Pipe #	Pipe Pos V	Ant Pos	C. Ant Frm T.	Ant H Off	Status	Validation
A3	LPA-80080/6CF	70.9	5.5	183	1	a	Front	30	0	Retained	04/09/2022
A2	JAHH-65B-R3B	72	13.8	145.5	2	a	Front	54	8	Retained	04/09/2022
A2	JAHH-65B-R3B	72	13.8	145.5	2	b	Front	54	-8	Retained	04/09/2022
A4	FDJ85020Q4-S1	8.6	4.7	145.5	2	a	Behind	72	0	Retained	04/09/2022
R5	B2/B66A RRJ-BR049	15	15	145.5	2	a	Behind	24	10	Retained	04/09/2022
R6	B5/B13 RRH-BR04C	15	15	145.5	2	a	Behind	24	-10	Retained	04/09/2022
R8	MT6407-77A	35.1	16.1	52	4	a	Front	54	0	Added	
A3	LPA-80080/6CF	70.9	5.5	4	5	a	Front	30	0	Retained	04/09/2022



Plan View



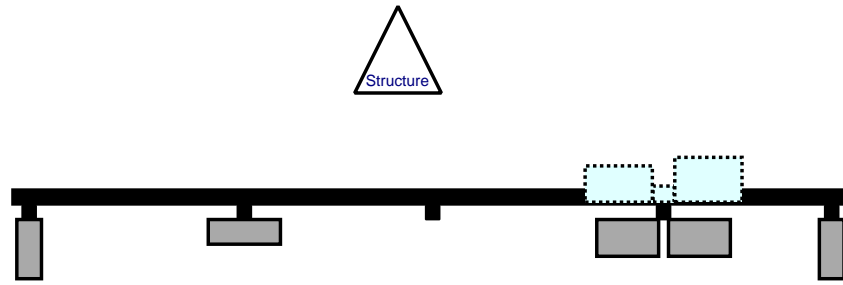
Front View - Looking at Structure



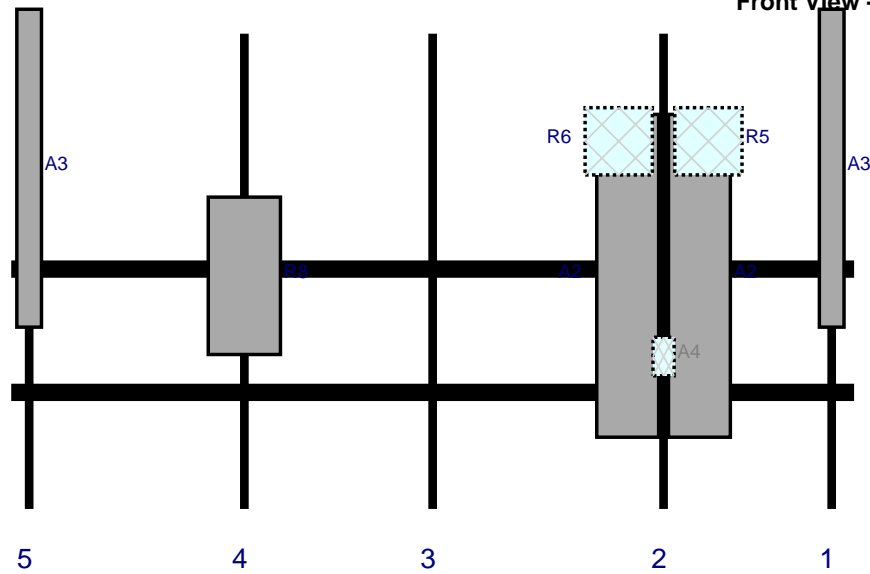
Ref#	Model	Height (in)	Width (in)	H Dist Frm L.	Pipe #	Pipe Pos V	Ant Pos	C. Ant Frm T.	Ant H Off	Status	Validation
A3	LPA-80080/6CF	70.9	5.5	183	1	a	Front	30	0	Retained	04/09/2022
A2	JAHH-65B-R3B	72	13.8	145.5	2	a	Front	54	8	Retained	04/09/2022
A2	JAHH-65B-R3B	72	13.8	145.5	2	b	Front	54	-8	Retained	04/09/2022
A4	FDJ85020Q4-S1	8.6	4.7	145.5	2	a	Behind	72	0	Retained	04/09/2022
R5	B2/B66A RRJ-BR049	15	15	145.5	2	a	Behind	24	10	Retained	04/09/2022
R6	B5/B13 RRH-BR04C	15	15	145.5	2	a	Behind	24	-10	Retained	04/09/2022
R8	MT6407-77A	35.1	16.1	52	4	a	Front	54	0	Added	
A3	LPA-80080/6CF	70.9	5.5	4	5	a	Front	30	0	Retained	04/09/2022



Plan View



Front View - Looking at Structure



Ref#	Model	Height (in)	Width (in)	H Dist Frm L.	Pipe #	Pipe Pos V	Ant Pos	C. Ant Frm T.	Ant H Off	Status	Validation
A3	LPA-80080/6CF	70.9	5.5	183	1	a	Front	30	0	Retained	04/09/2022
A2	JAHH-65B-R3B	72	13.8	145.5	2	a	Front	54	8	Retained	04/09/2022
A2	JAHH-65B-R3B	72	13.8	145.5	2	b	Front	54	-8	Retained	04/09/2022
A4	FDJ85020Q4-S1	8.6	4.7	145.5	2	a	Behind	72	0	Retained	04/09/2022
R5	B2/B66A RRJ-BR049	15	15	145.5	2	a	Behind	24	10	Retained	04/09/2022
R6	B5/B13 RRH-BR04C	15	15	145.5	2	a	Behind	24	-10	Retained	04/09/2022
R8	MT6407-77A	35.1	16.1	52	4	a	Front	54	0	Added	
A3	LPA-80080/6CF	70.9	5.5	4	5	a	Front	30	0	Retained	04/09/2022



Observed Safety and Structural Issues During the Mount Mapping

Issue #	Description of Issue	Photo #
1	ANTENNAS 3A,3B,3C ARE ACTUALLY 4D,4E,4F ; THERE IS NO EQUIPMENT ON PIPE 3	
2		
3		
4		
5		
6		
7		
8		

Mapping Notes

1. Please report any visible structural or safety issues observed on the antenna mounts (Damaged members, loose connections, tilting mounts, safety climb issues, etc.)
2. If the thickness of the existing pipes or tubing can't be obtained from a general tool (such as Caliper), please use an ultrasonic measurement tool (thickness gauge) to measure the thickness.
3. Please create all required detail sketches of the mounts and insert them into the "Sketches" tab.
4. Please measure and enter the bolt sizes and types under the Members Box in the spreadsheet of the mount type.
5. Take and label the photos of the tower, mounts, connections, antennas and all measurements. Minimum 50 photos are required.
6. Please measure and report the size and length of all existing antenna mounting pipes.
7. Please measure and report the antenna information for all sectors.
8. Don't delete or rearrange any sheet or contents of any sheet from this mapping form.

Standard Conditions

1. Obvious safety and structural issues/deficiencies noticed at the time of the mount mapping are to be reported in this mapping. However, this mount mapping is not a condition assessment of the mount.

SMART Tool[®]
Vendor

Antenna Mount Mapping Form (PATENT PENDING)

FCC #

Tower Owner:	CROWN CASTLE	Mapping Date:	4/9/2022
Site Name:	CLINTON CT	Tower Type:	SELF SUPPORT
Site Number or ID:	469402	Tower Height (Ft.):	214
Mapping Contractor:	210	Mount Elevation (Ft.):	210

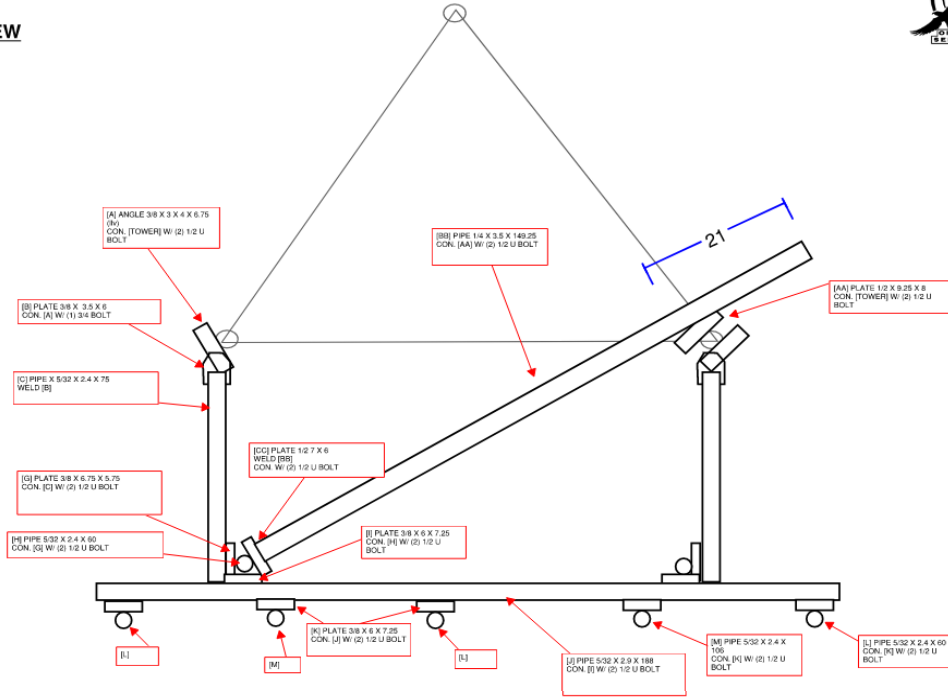
This antenna mapping form is the property of TES and under **PATENT PENDING**. The formation contained herein is considered confidential in nature and is to be used only for the specific customer it was intended for. Reproduction, transmission, publication, modification or disclosure by any method is prohibited except by express written permission of TES. All means and methods are the responsibility of the contractor and the work shall be compliant with ANSI/ASSE A 10.48, OSHA, FCC, FAA and other safety requirements that may apply. TES is not warranting the usability of the safety climb as it must be assessed prior to each use in compliance with OSHA requirements.

Please Insert Sketches of the Antenna Mount

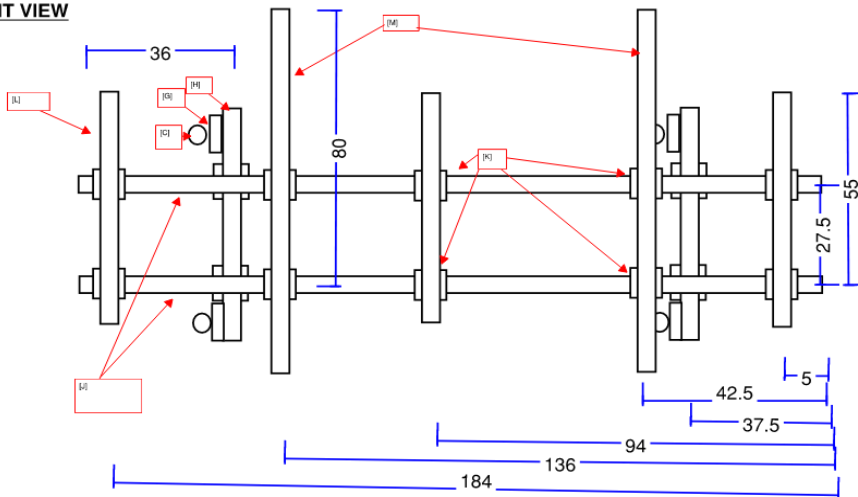
Site Number:469402

All measurements / offsets given in inches

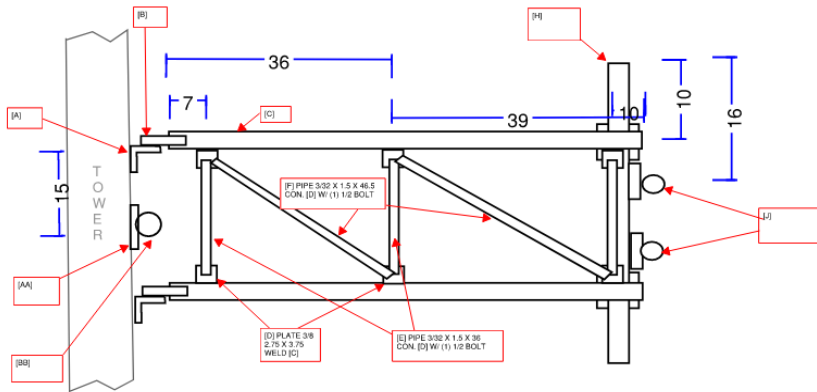
TOP VIEW



FRONT VIEW



SIDE VIEW

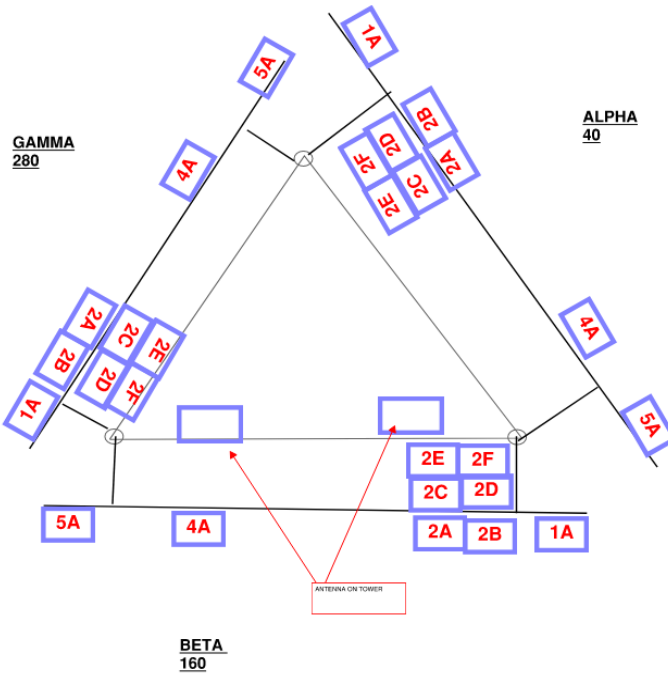


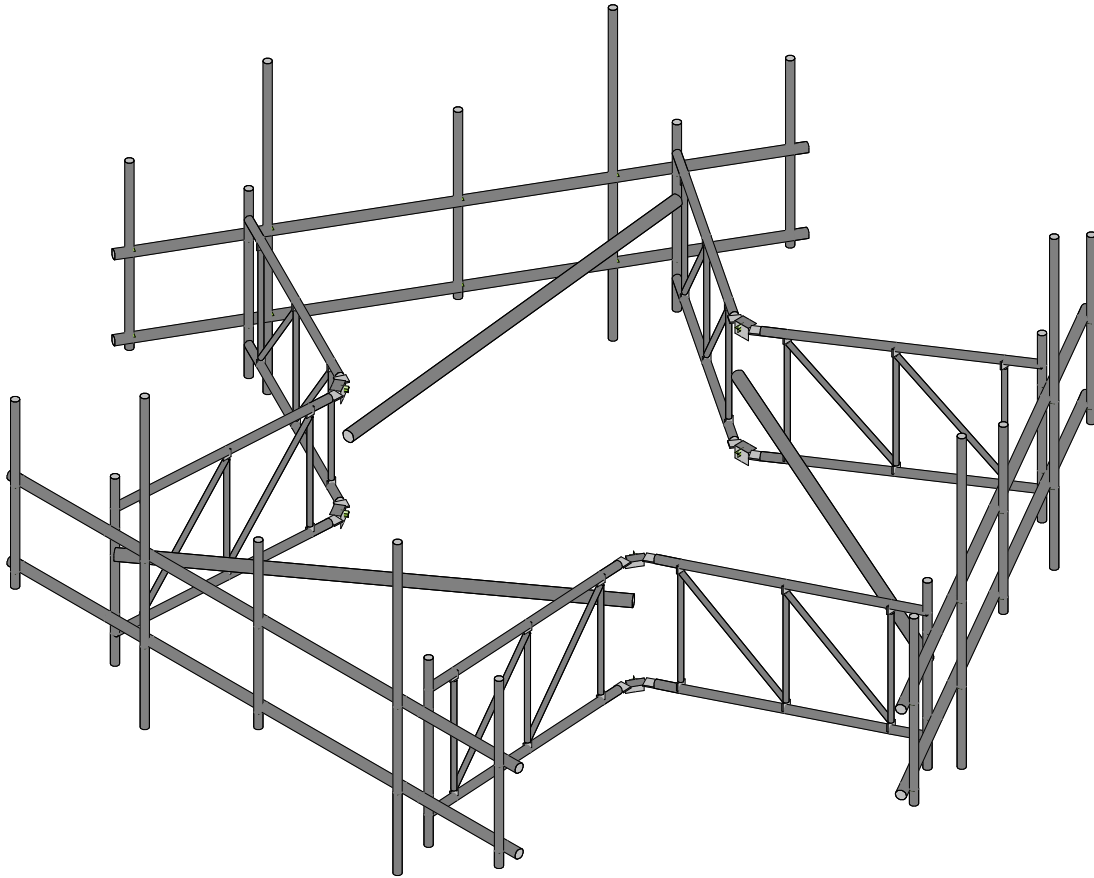
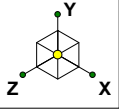
AZIMUTH

MCL: 210 FT
TOT: 214 FT



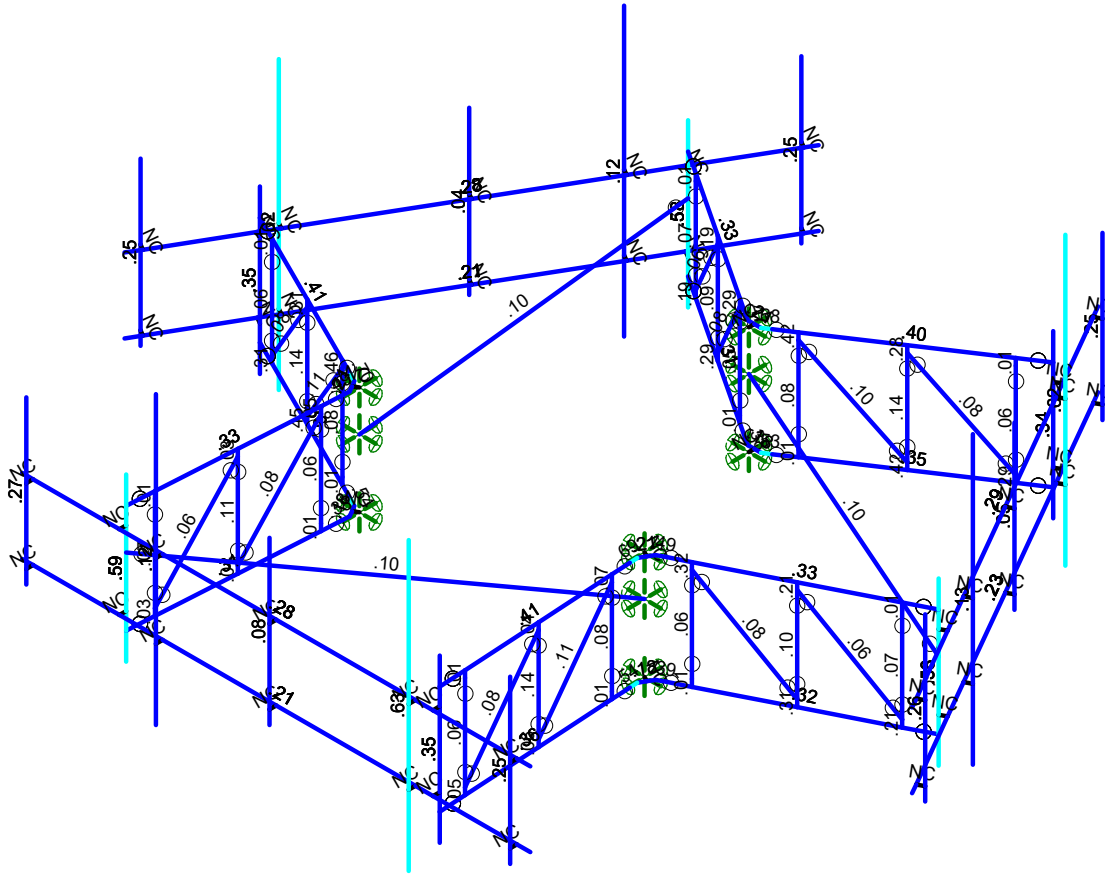
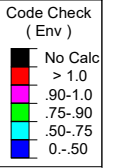
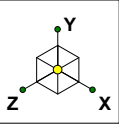
(16) 1-5/8" COAX
(2) 1.55" OD HYBRID





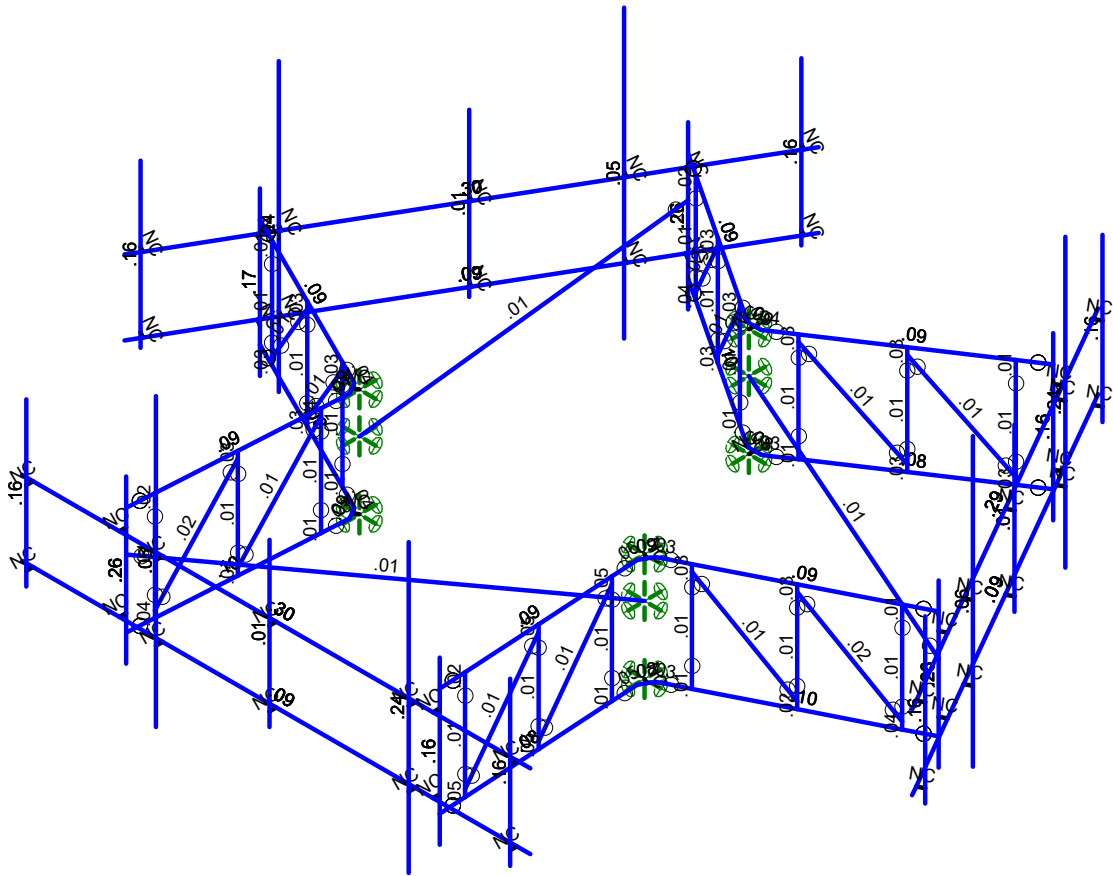
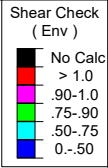
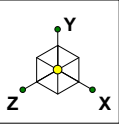
Envelope Only Solution

		SK - 1
	469402-VZW_MT_LO_H	May 18, 2022 at 9:07 AM
		469402-VZW_MT_LO_H.r3d



Member Code Checks Displayed (Enveloped)
Envelope Only Solution

		SK - 2
	469402-VZW_MT_LO_H	May 18, 2022 at 9:07 AM
		469402-VZW_MT_LO_H.r3d



Member Shear Checks Displayed (Enveloped)
Envelope Only Solution

		SK - 3
	469402-VZW_MT_LO_H	May 18, 2022 at 9:07 AM
		469402-VZW_MT_LO_H.r3d

Basic Load Cases

	BLC Description	Category	X Gravity	Y Gravity	Z Gravity	Joint	Point	Distributed Area(Me...	Surface(...
1	Antenna D	None					117		
2	Antenna Di	None					117		
3	Antenna Wo (0 Deg)	None					117		
4	Antenna Wo (30 Deg)	None					117		
5	Antenna Wo (60 Deg)	None					117		
6	Antenna Wo (90 Deg)	None					117		
7	Antenna Wo (120 Deg)	None					117		
8	Antenna Wo (150 Deg)	None					117		
9	Antenna Wo (180 Deg)	None					117		
10	Antenna Wo (210 Deg)	None					117		
11	Antenna Wo (240 Deg)	None					117		
12	Antenna Wo (270 Deg)	None					117		
13	Antenna Wo (300 Deg)	None					117		
14	Antenna Wo (330 Deg)	None					117		
15	Antenna Wi (0 Deg)	None					117		
16	Antenna Wi (30 Deg)	None					117		
17	Antenna Wi (60 Deg)	None					117		
18	Antenna Wi (90 Deg)	None					117		
19	Antenna Wi (120 Deg)	None					117		
20	Antenna Wi (150 Deg)	None					117		
21	Antenna Wi (180 Deg)	None					117		
22	Antenna Wi (210 Deg)	None					117		
23	Antenna Wi (240 Deg)	None					117		
24	Antenna Wi (270 Deg)	None					117		
25	Antenna Wi (300 Deg)	None					117		
26	Antenna Wi (330 Deg)	None					117		
27	Antenna Wm (0 Deg)	None					117		
28	Antenna Wm (30 Deg)	None					117		
29	Antenna Wm (60 Deg)	None					117		
30	Antenna Wm (90 Deg)	None					117		
31	Antenna Wm (120 Deg)	None					117		
32	Antenna Wm (150 Deg)	None					117		
33	Antenna Wm (180 Deg)	None					117		
34	Antenna Wm (210 Deg)	None					117		
35	Antenna Wm (240 Deg)	None					117		
36	Antenna Wm (270 Deg)	None					117		
37	Antenna Wm (300 Deg)	None					117		
38	Antenna Wm (330 Deg)	None					117		
39	Structure D	None		-1					
40	Structure Di	None						126	
41	Structure Wo (0 Deg)	None						252	
42	Structure Wo (30 Deg)	None						252	
43	Structure Wo (60 Deg)	None						252	
44	Structure Wo (90 Deg)	None						252	
45	Structure Wo (120 Deg)	None						252	
46	Structure Wo (150 Deg)	None						252	
47	Structure Wo (180 Deg)	None						252	
48	Structure Wo (210 Deg)	None						252	
49	Structure Wo (240 Deg)	None						252	
50	Structure Wo (270 Deg)	None						252	
51	Structure Wo (300 Deg)	None						252	
52	Structure Wo (330 Deg)	None						252	
53	Structure Wi (0 Deg)	None						252	
54	Structure Wi (30 Deg)	None						252	
55	Structure Wi (60 Deg)	None						252	
56	Structure Wi (90 Deg)	None						252	

Basic Load Cases (Continued)

	BLC Description	Category	X Gravity	Y Gravity	Z Gravity	Joint	Point	Distributed Area(Me...	Surface(...
57	Structure Wi (120 Deg)	None						252	
58	Structure Wi (150 Deg)	None						252	
59	Structure Wi (180 Deg)	None						252	
60	Structure Wi (210 Deg)	None						252	
61	Structure Wi (240 Deg)	None						252	
62	Structure Wi (270 Deg)	None						252	
63	Structure Wi (300 Deg)	None						252	
64	Structure Wi (330 Deg)	None						252	
65	Structure Wm (0 Deg)	None						252	
66	Structure Wm (30 Deg)	None						252	
67	Structure Wm (60 Deg)	None						252	
68	Structure Wm (90 Deg)	None						252	
69	Structure Wm (120 Deg)	None						252	
70	Structure Wm (150 Deg)	None						252	
71	Structure Wm (180 Deg)	None						252	
72	Structure Wm (210 Deg)	None						252	
73	Structure Wm (240 Deg)	None						252	
74	Structure Wm (270 Deg)	None						252	
75	Structure Wm (300 Deg)	None						252	
76	Structure Wm (330 Deg)	None						252	
77	Lm1	None					1		
78	Lm2	None					1		
79	Lv1	None					1		
80	Lv2	None					1		
81	Antenna Ev	None					117		
82	Antenna Eh (0 Deg)	None					78		
83	Antenna Eh (90 Deg)	None					78		
84	Structure Ev	ELY		-.044					
85	Structure Eh (0 Deg)	ELZ			-.109				
86	Structure Eh (90 Deg)	ELX	.109						

Load Combinations

	Description	Solve	PDelta	S...	B...	Fa...	B...	Fa...	B...	Fa...	B...	Fa...	B...	Fa...	B...	Fa...	B...	Fa...	B...	Fa...
1	1.2D+1.0Wo (0 Deg)	Yes	Y	1	1.2	39	1.2	3	1	41	1									
2	1.2D+1.0Wo (30 Deg)	Yes	Y	1	1.2	39	1.2	4	1	42	1									
3	1.2D+1.0Wo (60 Deg)	Yes	Y	1	1.2	39	1.2	5	1	43	1									
4	1.2D+1.0Wo (90 Deg)	Yes	Y	1	1.2	39	1.2	6	1	44	1									
5	1.2D+1.0Wo (120 D...	Yes	Y	1	1.2	39	1.2	7	1	45	1									
6	1.2D+1.0Wo (150 D...	Yes	Y	1	1.2	39	1.2	8	1	46	1									
7	1.2D+1.0Wo (180 D...	Yes	Y	1	1.2	39	1.2	9	1	47	1									
8	1.2D+1.0Wo (210 D...	Yes	Y	1	1.2	39	1.2	10	1	48	1									
9	1.2D+1.0Wo (240 D...	Yes	Y	1	1.2	39	1.2	11	1	49	1									
10	1.2D+1.0Wo (270 D...	Yes	Y	1	1.2	39	1.2	12	1	50	1									
11	1.2D+1.0Wo (300 D...	Yes	Y	1	1.2	39	1.2	13	1	51	1									
12	1.2D+1.0Wo (330 D...	Yes	Y	1	1.2	39	1.2	14	1	52	1									
13	1.2D + 1.0Di + 1.0Wi...	Yes	Y	1	1.2	39	1.2	2	1	40	1	15	1	53	1					
14	1.2D + 1.0Di + 1.0Wi...	Yes	Y	1	1.2	39	1.2	2	1	40	1	16	1	54	1					
15	1.2D + 1.0Di + 1.0Wi...	Yes	Y	1	1.2	39	1.2	2	1	40	1	17	1	55	1					
16	1.2D + 1.0Di + 1.0Wi...	Yes	Y	1	1.2	39	1.2	2	1	40	1	18	1	56	1					
17	1.2D + 1.0Di + 1.0Wi...	Yes	Y	1	1.2	39	1.2	2	1	40	1	19	1	57	1					
18	1.2D + 1.0Di + 1.0Wi...	Yes	Y	1	1.2	39	1.2	2	1	40	1	20	1	58	1					
19	1.2D + 1.0Di + 1.0Wi...	Yes	Y	1	1.2	39	1.2	2	1	40	1	21	1	59	1					
20	1.2D + 1.0Di + 1.0Wi...	Yes	Y	1	1.2	39	1.2	2	1	40	1	22	1	60	1					
21	1.2D + 1.0Di + 1.0Wi...	Yes	Y	1	1.2	39	1.2	2	1	40	1	23	1	61	1					
22	1.2D + 1.0Di + 1.0Wi...	Yes	Y	1	1.2	39	1.2	2	1	40	1	24	1	62	1					



Company :
 Designer :
 Job Number :
 Model Name : 469402-VZW_MT_LO_H

May 18, 2022
 9:07 AM
 Checked By: _____

Load Combinations (Continued)

	Description	Solve	PDelta	S...	B...	Fa...	B...	Fa...	B...	Fa...	B...	Fa...	B...	Fa...	B...	Fa...	B...	Fa...	B...	Fa...	B...	Fa...
23	1.2D + 1.0Di + 1.0Wi...	Yes	Y		1	1.2	39	1.2	2	1	40	1	25	1	63	1						
24	1.2D + 1.0Di + 1.0Wi...	Yes	Y		1	1.2	39	1.2	2	1	40	1	26	1	64	1						
25	1.2D + 1.5Lm1 + 1.0...	Yes	Y		1	1.2	39	1.2	77	1.5	27	1	65	1								
26	1.2D + 1.5Lm1 + 1.0...	Yes	Y		1	1.2	39	1.2	77	1.5	28	1	66	1								
27	1.2D + 1.5Lm1 + 1.0...	Yes	Y		1	1.2	39	1.2	77	1.5	29	1	67	1								
28	1.2D + 1.5Lm1 + 1.0...	Yes	Y		1	1.2	39	1.2	77	1.5	30	1	68	1								
29	1.2D + 1.5Lm1 + 1.0...	Yes	Y		1	1.2	39	1.2	77	1.5	31	1	69	1								
30	1.2D + 1.5Lm1 + 1.0...	Yes	Y		1	1.2	39	1.2	77	1.5	32	1	70	1								
31	1.2D + 1.5Lm1 + 1.0...	Yes	Y		1	1.2	39	1.2	77	1.5	33	1	71	1								
32	1.2D + 1.5Lm1 + 1.0...	Yes	Y		1	1.2	39	1.2	77	1.5	34	1	72	1								
33	1.2D + 1.5Lm1 + 1.0...	Yes	Y		1	1.2	39	1.2	77	1.5	35	1	73	1								
34	1.2D + 1.5Lm1 + 1.0...	Yes	Y		1	1.2	39	1.2	77	1.5	36	1	74	1								
35	1.2D + 1.5Lm1 + 1.0...	Yes	Y		1	1.2	39	1.2	77	1.5	37	1	75	1								
36	1.2D + 1.5Lm1 + 1.0...	Yes	Y		1	1.2	39	1.2	77	1.5	38	1	76	1								
37	1.2D + 1.5Lm2 + 1.0...	Yes	Y		1	1.2	39	1.2	78	1.5	27	1	65	1								
38	1.2D + 1.5Lm2 + 1.0...	Yes	Y		1	1.2	39	1.2	78	1.5	28	1	66	1								
39	1.2D + 1.5Lm2 + 1.0...	Yes	Y		1	1.2	39	1.2	78	1.5	29	1	67	1								
40	1.2D + 1.5Lm2 + 1.0...	Yes	Y		1	1.2	39	1.2	78	1.5	30	1	68	1								
41	1.2D + 1.5Lm2 + 1.0...	Yes	Y		1	1.2	39	1.2	78	1.5	31	1	69	1								
42	1.2D + 1.5Lm2 + 1.0...	Yes	Y		1	1.2	39	1.2	78	1.5	32	1	70	1								
43	1.2D + 1.5Lm2 + 1.0...	Yes	Y		1	1.2	39	1.2	78	1.5	33	1	71	1								
44	1.2D + 1.5Lm2 + 1.0...	Yes	Y		1	1.2	39	1.2	78	1.5	34	1	72	1								
45	1.2D + 1.5Lm2 + 1.0...	Yes	Y		1	1.2	39	1.2	78	1.5	35	1	73	1								
46	1.2D + 1.5Lm2 + 1.0...	Yes	Y		1	1.2	39	1.2	78	1.5	36	1	74	1								
47	1.2D + 1.5Lm2 + 1.0...	Yes	Y		1	1.2	39	1.2	78	1.5	37	1	75	1								
48	1.2D + 1.5Lm2 + 1.0...	Yes	Y		1	1.2	39	1.2	78	1.5	38	1	76	1								
49	1.2D + 1.5Lv1	Yes	Y		1	1.2	39	1.2	79	1.5												
50	1.2D + 1.5Lv2	Yes	Y		1	1.2	39	1.2	80	1.5												
51	1.4D	Yes	Y		1	1.4	39	1.4														
52	1.2D + 1.0Ev + 1.0E...	Yes	Y		1	1.2	39	1.2	81	1	E...	1	82	1	83		ELZ	1	E...			
53	1.2D + 1.0Ev + 1.0E...	Yes	Y		1	1.2	39	1.2	81	1	E...	1	82	.866	83	.5	ELZ	.866	E...	.5		
54	1.2D + 1.0Ev + 1.0E...	Yes	Y		1	1.2	39	1.2	81	1	E...	1	82	.5	83	.866	ELZ	.5	E...	.866		
55	1.2D + 1.0Ev + 1.0E...	Yes	Y		1	1.2	39	1.2	81	1	E...	1	82		83	1	ELZ		E...	1		
56	1.2D + 1.0Ev + 1.0E...	Yes	Y		1	1.2	39	1.2	81	1	E...	1	82	-.5	83	.866	ELZ	-.5	E...	.866		
57	1.2D + 1.0Ev + 1.0E...	Yes	Y		1	1.2	39	1.2	81	1	E...	1	82	-.866	83	.5	ELZ	-.866	E...	.5		
58	1.2D + 1.0Ev + 1.0E...	Yes	Y		1	1.2	39	1.2	81	1	E...	1	82	-1	83		ELZ	-1	E...			
59	1.2D + 1.0Ev + 1.0E...	Yes	Y		1	1.2	39	1.2	81	1	E...	1	82	-.866	83	-.5	ELZ	-.866	E...	-.5		
60	1.2D + 1.0Ev + 1.0E...	Yes	Y		1	1.2	39	1.2	81	1	E...	1	82	-.5	83	-.866	ELZ	-.5	E...	-.866		
61	1.2D + 1.0Ev + 1.0E...	Yes	Y		1	1.2	39	1.2	81	1	E...	1	82		83	-1	ELZ		E...	-1		
62	1.2D + 1.0Ev + 1.0E...	Yes	Y		1	1.2	39	1.2	81	1	E...	1	82	.5	83	-.866	ELZ	.5	E...	-.866		
63	1.2D + 1.0Ev + 1.0E...	Yes	Y		1	1.2	39	1.2	81	1	E...	1	82	.866	83	-.5	ELZ	.866	E...	-.5		
64	0.9D - 1.0Ev + 1.0Eh...	Yes	Y		1	.9	39	.9	81	-1	E...	-1	82	1	83		ELZ	1	E...			
65	0.9D - 1.0Ev + 1.0Eh...	Yes	Y		1	.9	39	.9	81	-1	E...	-1	82	.866	83	.5	ELZ	.866	E...	.5		
66	0.9D - 1.0Ev + 1.0Eh...	Yes	Y		1	.9	39	.9	81	-1	E...	-1	82	.5	83	.866	ELZ	.5	E...	.866		
67	0.9D - 1.0Ev + 1.0Eh...	Yes	Y		1	.9	39	.9	81	-1	E...	-1	82		83	1	ELZ		E...	1		
68	0.9D - 1.0Ev + 1.0Eh...	Yes	Y		1	.9	39	.9	81	-1	E...	-1	82	-.5	83	.866	ELZ	-.5	E...	.866		
69	0.9D - 1.0Ev + 1.0Eh...	Yes	Y		1	.9	39	.9	81	-1	E...	-1	82	-.866	83	.5	ELZ	-.866	E...	.5		
70	0.9D - 1.0Ev + 1.0Eh...	Yes	Y		1	.9	39	.9	81	-1	E...	-1	82	-1	83		ELZ	-1	E...			
71	0.9D - 1.0Ev + 1.0Eh...	Yes	Y		1	.9	39	.9	81	-1	E...	-1	82	-.866	83	-.5	ELZ	-.866	E...	-.5		
72	0.9D - 1.0Ev + 1.0Eh...	Yes	Y		1	.9	39	.9	81	-1	E...	-1	82	-.5	83	-.866	ELZ	-.5	E...	-.866		
73	0.9D - 1.0Ev + 1.0Eh...	Yes	Y		1	.9	39	.9	81	-1	E...	-1	82		83	-1	ELZ		E...	-1		
74	0.9D - 1.0Ev + 1.0Eh...	Yes	Y		1	.9	39	.9	81	-1	E...	-1	82	.5	83	-.866	ELZ	.5	E...	-.866		
75	0.9D - 1.0Ev + 1.0Eh...	Yes	Y		1	.9	39	.9	81	-1	E...	-1	82	.866	83	-.5	ELZ	.866	E...	-.5		

Joint Coordinates and Temperatures

	Label	X [ft]	Y [ft]	Z [ft]	Temp [F]	Detach From Diap...
1	N2	-7.833333	0	9.498356	0	
2	N3	7.833333	0	9.498356	0	
3	N4	-7.833333	-2.291667	9.498356	0	
4	N5	7.833333	-2.291667	9.498356	0	
5	N6	-4.833333	0	9.498356	0	
6	N7	-4.833333	-2.291667	9.498356	0	
7	N8	-4.833333	0	9.290023	0	
8	N9	-4.833333	-2.291667	9.290023	0	
9	N10	-4.833333	1.354167	9.290023	0	
10	N11	-4.833333	-3.645833	9.290023	0	
11	N12	-4.833333	0.520833	9.290023	0	
12	N13	-4.45178	0.520833	3.051681	0	
13	N14	-4.833333	-2.8125	9.290023	0	
14	N15	-4.45178	-2.8125	3.051681	0	
15	N16	-4.436518	0.520833	2.802147	0	
16	N17	-4.436518	-2.8125	2.802147	0	
17	N18	-4.78246	0.520833	8.458244	0	
18	N19	-4.78246	-2.8125	8.458244	0	
19	N20	-4.634926	0.520833	6.046085	0	
20	N21	-4.634926	-2.8125	6.046085	0	
21	N22	-4.78246	0.3125	8.458244	0	
22	N23	-4.634926	0.3125	6.046085	0	
23	N24	-4.78246	-2.604167	8.458244	0	
24	N25	-4.634926	-2.604167	6.046085	0	
25	N26	-4.487392	0.520833	3.633926	0	
26	N27	-4.487392	-2.8125	3.633926	0	
27	N28	-4.487392	0.3125	3.633926	0	
28	N29	-4.487392	-2.604167	3.633926	0	
29	N30	4.833333	0	9.498356	0	
30	N31	4.833333	-2.291667	9.498356	0	
31	N32	4.833333	0	9.290023	0	
32	N33	4.833333	-2.291667	9.290023	0	
33	N34	4.833333	1.354167	9.290023	0	
34	N35	4.833333	-3.645833	9.290023	0	
35	N36	4.833333	0.520833	9.290023	0	
36	N37	4.45178	0.520833	3.051681	0	
37	N38	4.833333	-2.8125	9.290023	0	
38	N39	4.45178	-2.8125	3.051681	0	
39	N40	4.436518	0.520833	2.802147	0	
40	N41	4.436518	-2.8125	2.802147	0	
41	N42	4.78246	0.520833	8.458244	0	
42	N43	4.78246	-2.8125	8.458244	0	
43	N44	4.634926	0.520833	6.046085	0	
44	N45	4.634926	-2.8125	6.046085	0	
45	N46	4.78246	0.3125	8.458244	0	
46	N47	4.634926	0.3125	6.046085	0	
47	N48	4.78246	-2.604167	8.458244	0	
48	N49	4.634926	-2.604167	6.046085	0	
49	N50	4.487392	0.520833	3.633926	0	
50	N51	4.487392	-2.8125	3.633926	0	
51	N52	4.487392	0.3125	3.633926	0	
52	N53	4.487392	-2.604167	3.633926	0	
53	N1	0	0.520833	0	0	
54	N56	12.142485	0	2.034687	0	
55	N57	4.309151	0	-11.533044	0	
56	N58	12.142485	-2.291667	2.034687	0	



Company :
 Designer :
 Job Number :
 Model Name : 469402-VZW_MT_LO_H

May 18, 2022
 9:07 AM
 Checked By: _____

Joint Coordinates and Temperatures (Continued)

	Label	X [ft]	Y [ft]	Z [ft]	Temp [F]	Detach From Diap...
57	N59A	4.309151	-2.291667	-11.533044	0	
58	N60	10.642485	0	-0.563389	0	
59	N61	10.642485	-2.291667	-0.563389	0	
60	N62	10.462063	0	-0.459222	0	
61	N63	10.462063	-2.291667	-0.459222	0	
62	N64	10.462063	1.354167	-0.459222	0	
63	N65	10.462063	-3.645833	-0.459222	0	
64	N66	10.462063	0.520833	-0.459222	0	
65	N67	4.868723	0.520833	2.329514	0	
66	N68	10.462063	-2.8125	-0.459222	0	
67	N69	4.868723	-2.8125	2.329514	0	
68	N70	4.644989	0.520833	2.441064	0	
69	N71	4.644989	-2.8125	2.441064	0	
70	N72	9.716284	0.520833	-0.087391	0	
71	N73	9.716284	-2.8125	-0.087391	0	
72	N74	7.553526	0.520833	0.990921	0	
73	N75	7.553526	-2.8125	0.990921	0	
74	N76	9.716284	0.3125	-0.087391	0	
75	N77	7.553526	0.3125	0.990921	0	
76	N78	9.716284	-2.604167	-0.087391	0	
77	N79	7.553526	-2.604167	0.990921	0	
78	N80	5.390768	0.520833	2.069232	0	
79	N81	5.390768	-2.8125	2.069232	0	
80	N82	5.390768	0.3125	2.069232	0	
81	N83	5.390768	-2.604167	2.069232	0	
82	N84	5.809151	0	-8.934968	0	
83	N85	5.809151	-2.291667	-8.934968	0	
84	N86	5.628729	0	-8.830801	0	
85	N87	5.628729	-2.291667	-8.830801	0	
86	N88	5.628729	1.354167	-8.830801	0	
87	N89	5.628729	-3.645833	-8.830801	0	
88	N90	5.628729	0.520833	-8.830801	0	
89	N91	0.416943	0.520833	-5.381195	0	
90	N92	5.628729	-2.8125	-8.830801	0	
91	N93	0.416943	-2.8125	-5.381195	0	
92	N94	0.208471	0.520833	-5.243211	0	
93	N95	0.208471	-2.8125	-5.243211	0	
94	N96	4.933824	0.520833	-8.370854	0	
95	N97	4.933824	-2.8125	-8.370854	0	
96	N98	2.9186	0.520833	-7.037006	0	
97	N99	2.9186	-2.8125	-7.037006	0	
98	N100	4.933824	0.3125	-8.370854	0	
99	N101	2.9186	0.3125	-7.037006	0	
100	N102	4.933824	-2.604167	-8.370854	0	
101	N103	2.9186	-2.604167	-7.037006	0	
102	N104	0.903376	0.520833	-5.703158	0	
103	N105	0.903376	-2.8125	-5.703158	0	
104	N106	0.903376	0.3125	-5.703158	0	
105	N107	0.903376	-2.604167	-5.703158	0	
106	N109	-4.309151	0	-11.533044	0	
107	N110	-12.142485	0	2.034687	0	
108	N111	-4.309151	-2.291667	-11.533044	0	
109	N112	-12.142485	-2.291667	2.034687	0	
110	N113	-5.809151	0	-8.934968	0	
111	N114	-5.809151	-2.291667	-8.934968	0	
112	N115	-5.628729	0	-8.830801	0	
113	N116	-5.628729	-2.291667	-8.830801	0	



Company :
 Designer :
 Job Number :
 Model Name : 469402-VZW_MT_LO_H

May 18, 2022
 9:07 AM
 Checked By: _____

Joint Coordinates and Temperatures (Continued)

	Label	X [ft]	Y [ft]	Z [ft]	Temp [F]	Detach From Diap...
114	N117	-5.628729	1.354167	-8.830801	0	
115	N118	-5.628729	-3.645833	-8.830801	0	
116	N119	-5.628729	0.520833	-8.830801	0	
117	N120	-0.416943	0.520833	-5.381195	0	
118	N121	-5.628729	-2.8125	-8.830801	0	
119	N122	-0.416943	-2.8125	-5.381195	0	
120	N123	-0.208471	0.520833	-5.243211	0	
121	N124	-0.208471	-2.8125	-5.243211	0	
122	N125	-4.933824	0.520833	-8.370854	0	
123	N126	-4.933824	-2.8125	-8.370854	0	
124	N127	-2.9186	0.520833	-7.037006	0	
125	N128	-2.9186	-2.8125	-7.037006	0	
126	N129	-4.933824	0.3125	-8.370854	0	
127	N130	-2.9186	0.3125	-7.037006	0	
128	N131	-4.933824	-2.604167	-8.370854	0	
129	N132	-2.9186	-2.604167	-7.037006	0	
130	N133	-0.903376	0.520833	-5.703158	0	
131	N134	-0.903376	-2.8125	-5.703158	0	
132	N135	-0.903376	0.3125	-5.703158	0	
133	N136	-0.903376	-2.604167	-5.703158	0	
134	N137	-10.642485	0	-0.563389	0	
135	N138	-10.642485	-2.291667	-0.563389	0	
136	N139	-10.462063	0	-0.459222	0	
137	N140	-10.462063	-2.291667	-0.459222	0	
138	N141	-10.462063	1.354167	-0.459222	0	
139	N142	-10.462063	-3.645833	-0.459222	0	
140	N143	-10.462063	0.520833	-0.459222	0	
141	N144	-4.868723	0.520833	2.329514	0	
142	N145	-10.462063	-2.8125	-0.459222	0	
143	N146	-4.868723	-2.8125	2.329514	0	
144	N147	-4.644989	0.520833	2.441064	0	
145	N148	-4.644989	-2.8125	2.441064	0	
146	N149	-9.716284	0.520833	-0.087391	0	
147	N150	-9.716284	-2.8125	-0.087391	0	
148	N151	-7.553526	0.520833	0.990921	0	
149	N152	-7.553526	-2.8125	0.990921	0	
150	N153	-9.716284	0.3125	-0.087391	0	
151	N154	-7.553526	0.3125	0.990921	0	
152	N155	-9.716284	-2.604167	-0.087391	0	
153	N156	-7.553526	-2.604167	0.990921	0	
154	N157	-5.390768	0.520833	2.069232	0	
155	N158	-5.390768	-2.8125	2.069232	0	
156	N159	-5.390768	0.3125	2.069232	0	
157	N160	-5.390768	-2.604167	2.069232	0	
158	N161	-4.540754	0.520833	2.621605	0	
159	N163	-4.396416	0.520833	2.538272	0	
160	N165	-4.540754	-2.8125	2.621605	0	
161	N166	-4.396416	-2.8125	2.538272	0	
162	N169	4.540754	0.520833	2.621605	0	
163	N170	4.396416	0.520833	2.538272	0	
164	N171	4.540754	-2.8125	2.621605	0	
165	N172	4.396416	-2.8125	2.538272	0	
166	N177	-0.	0.520833	-5.243211	0	
167	N178	-0.	0.520833	-5.076544	0	
168	N179	-0.	-2.8125	-5.243211	0	
169	N180	-0.	-2.8125	-5.076544	0	
170	N173	-4.833333	-0.729167	9.290023	0	



Company :
 Designer :
 Job Number :
 Model Name : 469402-VZW_MT_LO_H

May 18, 2022
 9:07 AM
 Checked By: _____

Joint Coordinates and Temperatures (Continued)

	Label	X [ft]	Y [ft]	Z [ft]	Temp [F]	Detach From Diap...
171	N174	4.396416	-0.729167	2.538272	0	
172	N175	10.462063	-0.729167	-0.459222	0	
173	N176	-0.	-0.729167	-5.076544	0	
174	N177A	-5.628729	-0.729167	-8.830801	0	
175	N178A	-4.396416	-0.729167	2.538272	0	
176	N176A	7.416667	0	9.498356	0	
177	N177B	7.416667	-2.291667	9.498356	0	
178	N178B	7.416667	0	9.70669	0	
179	N179A	7.416667	-2.291667	9.70669	0	
180	N180A	4.291667	0	9.498356	0	
181	N181	4.291667	-2.291667	9.498356	0	
182	N182	4.291667	0	9.70669	0	
183	N183	4.291667	-2.291667	9.70669	0	
184	N184	0	0	9.498356	0	
185	N185	0	-2.291667	9.498356	0	
186	N186	0	0	9.70669	0	
187	N187	0	-2.291667	9.70669	0	
188	N188	-3.5	0	9.498356	0	
189	N189	-3.5	-2.291667	9.498356	0	
190	N190	-3.5	0	9.70669	0	
191	N191	-3.5	-2.291667	9.70669	0	
192	N192	-7.5	0	9.498356	0	
193	N193	-7.5	-2.291667	9.498356	0	
194	N194	-7.5	0	9.70669	0	
195	N195	-7.5	-2.291667	9.70669	0	
196	N196	7.416667	2.291667	9.70669	0	
197	N197	-7.5	2.291667	9.70669	0	
198	N198	7.416667	-2.708333	9.70669	0	
199	N199	-7.5	-2.708333	9.70669	0	
200	N200	4.291667	4.375	9.70669	0	
201	N201	-3.5	4.375	9.70669	0	
202	N202	4.291667	-4.458333	9.70669	0	
203	N203	-3.5	-4.458333	9.70669	0	
204	N204	0	2.291667	9.70669	0	
205	N205	0	-2.708333	9.70669	0	
206	N206	4.517485	0	-11.1722	0	
207	N207	4.517485	-2.291667	-11.1722	0	
208	N208	4.697907	0	-11.276367	0	
209	N209	4.697907	-2.291667	-11.276367	0	
210	N210	6.079985	0	-8.465871	0	
211	N211	6.079985	-2.291667	-8.465871	0	
212	N212	6.260407	0	-8.570037	0	
213	N213	6.260407	-2.291667	-8.570037	0	
214	N214	8.225818	0	-4.749178	0	
215	N215	8.225818	-2.291667	-4.749178	0	
216	N216	8.40624	0	-4.853345	0	
217	N217	8.40624	-2.291667	-4.853345	0	
218	N218	9.975818	0	-1.718089	0	
219	N219	9.975818	-2.291667	-1.718089	0	
220	N220	10.15624	0	-1.822256	0	
221	N221	10.15624	-2.291667	-1.822256	0	
222	N222	11.975818	0	1.746012	0	
223	N223	11.975818	-2.291667	1.746012	0	
224	N224	12.15624	0	1.641846	0	
225	N225	12.15624	-2.291667	1.641846	0	
226	N226	4.697907	2.291667	-11.276367	0	
227	N227	12.15624	2.291667	1.641846	0	

Joint Coordinates and Temperatures (Continued)

	Label	X [ft]	Y [ft]	Z [ft]	Temp [F]	Detach From Diap...
228	N228	4.697907	-2.708333	-11.276367	0	
229	N229	12.15624	-2.708333	1.641846	0	
230	N230	6.260407	4.375	-8.570037	0	
231	N231	10.15624	4.375	-1.822256	0	
232	N232	6.260407	-4.458333	-8.570037	0	
233	N233	10.15624	-4.458333	-1.822256	0	
234	N234	8.40624	2.291667	-4.853345	0	
235	N235	8.40624	-2.708333	-4.853345	0	
236	N236	-11.934151	0	1.673844	0	
237	N237	-11.934151	-2.291667	1.673844	0	
238	N238	-12.114573	0	1.569677	0	
239	N239	-12.114573	-2.291667	1.569677	0	
240	N240	-10.371651	0	-1.032486	0	
241	N241	-10.371651	-2.291667	-1.032486	0	
242	N242	-10.552073	0	-1.136653	0	
243	N243	-10.552073	-2.291667	-1.136653	0	
244	N244	-8.225818	0	-4.749178	0	
245	N245	-8.225818	-2.291667	-4.749178	0	
246	N246	-8.40624	0	-4.853345	0	
247	N247	-8.40624	-2.291667	-4.853345	0	
248	N248	-6.475818	0	-7.780267	0	
249	N249	-6.475818	-2.291667	-7.780267	0	
250	N250	-6.65624	0	-7.884434	0	
251	N251	-6.65624	-2.291667	-7.884434	0	
252	N252	-4.475818	0	-11.244369	0	
253	N253	-4.475818	-2.291667	-11.244369	0	
254	N254	-4.65624	0	-11.348535	0	
255	N255	-4.65624	-2.291667	-11.348535	0	
256	N256	-12.114573	2.291667	1.569677	0	
257	N257	-4.65624	2.291667	-11.348535	0	
258	N258	-12.114573	-2.708333	1.569677	0	
259	N259	-4.65624	-2.708333	-11.348535	0	
260	N260	-10.552073	4.375	-1.136653	0	
261	N261	-6.65624	4.375	-7.884434	0	
262	N262	-10.552073	-4.458333	-1.136653	0	
263	N263	-6.65624	-4.458333	-7.884434	0	
264	N264	-8.40624	2.291667	-4.853345	0	
265	N265	-8.40624	-2.708333	-4.853345	0	

Hot Rolled Steel Section Sets

	Label	Shape	Type	Design List	Material	Design R...	A [in2]	Iyy [in4]	Izz [in4]	J [in4]
1	Antenna Pipe	PIPE 2.0	Beam	Pipe	A53 Gr. B	Typical	1.02	.627	.627	1.25
2	Standoff Horizontal	PIPE 2.0	Beam	Pipe	A53 Gr. B	Typical	1.02	.627	.627	1.25
3	Stand off Diagonal	1.5x0.094	Beam	Pipe	A36 Gr.36	Typical	.414	.103	.103	.206
4	Standoff Vertical	1.5x0.094	Column	Pipe	A36 Gr.36	Typical	.414	.103	.103	.206
5	Tieback	PIPE 3.0	Beam	Pipe	A53 Gr. B	Typical	2.07	2.85	2.85	5.69
6	Mast Pipe	PIPE 2.0	Column	Pipe	A53 Gr. B	Typical	1.02	.627	.627	1.25
7	Face Horizontal	PIPE 2.5	Beam	Pipe	A53 Gr. B	Typical	1.61	1.45	1.45	2.89
8	Standoff Plate	PL3/8X3.5	Beam	RECT	A36 Gr.36	Typical	1.313	.015	1.34	.057
9	Bracing Plate	PL3/8X2.75	Beam	RECT	A36 Gr.36	Typical	2.531	.03	9.611	.115
10	Connection Angle	L4X3X6	Beam	Single Angle	A36 Gr.36	Typical	2.49	1.89	3.94	.123



Company :
 Designer :
 Job Number :
 Model Name : 469402-VZW_MT_LO_H

May 18, 2022
 9:07 AM
 Checked By: _____

Hot Rolled Steel Properties

	Label	E [ksi]	G [ksi]	Nu	Therm (/1E...	Density[k/ft...	Yield[ksi]	Ry	Fu[ksi]	Rt
1	A36 Gr.36	29000	11154	.3	.65	.49	36	1.5	58	1.2
2	A53 Gr. B	29000	11154	.3	.65	.49	35	1.5	60	1.2
3	A572 Gr.50	29000	11154	.3	.65	.49	50	1.1	65	1.1
4	A992	29000	11154	.3	.65	.49	50	1.1	65	1.1
5	A500 Gr. B 42	29000	11154	.3	.65	.49	42	1.4	58	1.3
6	A500 Gr. B 46	29000	11154	.3	.65	.49	46	1.4	58	1.3

Member Primary Data

	Label	I Joint	J Joint	K Joint	Rotate(deg)	Section/Shape	Type	Design List	Material	Design Rules
1	M1	N2	N3			Face Horizontal	Beam	Pipe	A53 Gr. B	Typical
2	M2	N4	N5			Face Horizontal	Beam	Pipe	A53 Gr. B	Typical
3	M3	N6	N8			RIGID	None	None	RIGID	Typical
4	M4	N7	N9			RIGID	None	None	RIGID	Typical
5	M5	N10	N11			Mast Pipe	Column	Pipe	A53 Gr. B	Typical
6	M6	N12	N13			Standoff Horiz...	Beam	Pipe	A53 Gr. B	Typical
7	M7	N14	N15			Standoff Horiz...	Beam	Pipe	A53 Gr. B	Typical
8	M8	N13	N16		90	Standoff Plate	Beam	RECT	A36 Gr.36	Typical
9	M9	N15	N17		90	Standoff Plate	Beam	RECT	A36 Gr.36	Typical
10	M10	N18	N22		90	Bracing Plate	Beam	RECT	A36 Gr.36	Typical
11	M11	N20	N23		90	Bracing Plate	Beam	RECT	A36 Gr.36	Typical
12	M12	N24	N19		90	Bracing Plate	Beam	RECT	A36 Gr.36	Typical
13	M13	N25	N21		90	Bracing Plate	Beam	RECT	A36 Gr.36	Typical
14	M14	N22	N24			Standoff Vertical	Column	Pipe	A36 Gr.36	Typical
15	M15	N23	N25			Standoff Vertical	Column	Pipe	A36 Gr.36	Typical
16	M16	N26	N28		90	Bracing Plate	Beam	RECT	A36 Gr.36	Typical
17	M17	N29	N27		90	Bracing Plate	Beam	RECT	A36 Gr.36	Typical
18	M18	N28	N29			Standoff Vertical	Column	Pipe	A36 Gr.36	Typical
19	M19	N24	N23			Stand off Diag...	Beam	Pipe	A36 Gr.36	Typical
20	M20	N25	N28			Stand off Diag...	Beam	Pipe	A36 Gr.36	Typical
21	M21	N30	N32			RIGID	None	None	RIGID	Typical
22	M22	N31	N33			RIGID	None	None	RIGID	Typical
23	M23	N34	N35			Mast Pipe	Column	Pipe	A53 Gr. B	Typical
24	M24	N36	N37			Standoff Horiz...	Beam	Pipe	A53 Gr. B	Typical
25	M25	N38	N39			Standoff Horiz...	Beam	Pipe	A53 Gr. B	Typical
26	M26	N37	N40		90	Standoff Plate	Beam	RECT	A36 Gr.36	Typical
27	M27	N39	N41		90	Standoff Plate	Beam	RECT	A36 Gr.36	Typical
28	M28	N42	N46		90	Bracing Plate	Beam	RECT	A36 Gr.36	Typical
29	M29	N44	N47		90	Bracing Plate	Beam	RECT	A36 Gr.36	Typical
30	M30	N48	N43		90	Bracing Plate	Beam	RECT	A36 Gr.36	Typical
31	M31	N49	N45		90	Bracing Plate	Beam	RECT	A36 Gr.36	Typical
32	M32	N46	N48			Standoff Vertical	Column	Pipe	A36 Gr.36	Typical
33	M33	N47	N49			Standoff Vertical	Column	Pipe	A36 Gr.36	Typical
34	M34	N50	N52		90	Bracing Plate	Beam	RECT	A36 Gr.36	Typical
35	M35	N53	N51		90	Bracing Plate	Beam	RECT	A36 Gr.36	Typical
36	M36	N52	N53			Standoff Vertical	Column	Pipe	A36 Gr.36	Typical
37	M37	N48	N47			Stand off Diag...	Beam	Pipe	A36 Gr.36	Typical
38	M38	N49	N52			Stand off Diag...	Beam	Pipe	A36 Gr.36	Typical
39	M39	N56	N57			Face Horizontal	Beam	Pipe	A53 Gr. B	Typical
40	M40	N58	N59A			Face Horizontal	Beam	Pipe	A53 Gr. B	Typical
41	M41	N60	N62			RIGID	None	None	RIGID	Typical
42	M42	N61	N63			RIGID	None	None	RIGID	Typical
43	M43	N64	N65			Mast Pipe	Column	Pipe	A53 Gr. B	Typical
44	M44	N66	N67			Standoff Horiz...	Beam	Pipe	A53 Gr. B	Typical
45	M45	N68	N69			Standoff Horiz...	Beam	Pipe	A53 Gr. B	Typical



Company :
 Designer :
 Job Number :
 Model Name : 469402-VZW_MT_LO_H

May 18, 2022
 9:07 AM
 Checked By: _____

Member Primary Data (Continued)

	Label	I Joint	J Joint	K Joint	Rotate(deg)	Section/Shape	Type	Design List	Material	Design Rules
46	M46	N67	N70		90	Standoff Plate	Beam	RECT	A36 Gr.36	Typical
47	M47	N69	N71		90	Standoff Plate	Beam	RECT	A36 Gr.36	Typical
48	M48	N72	N76		90	Bracing Plate	Beam	RECT	A36 Gr.36	Typical
49	M49	N74	N77		90	Bracing Plate	Beam	RECT	A36 Gr.36	Typical
50	M50	N78	N73		90	Bracing Plate	Beam	RECT	A36 Gr.36	Typical
51	M51	N79	N75		90	Bracing Plate	Beam	RECT	A36 Gr.36	Typical
52	M52	N76	N78			Standoff Vertical	Column	Pipe	A36 Gr.36	Typical
53	M53	N77	N79			Standoff Vertical	Column	Pipe	A36 Gr.36	Typical
54	M54	N80	N82		90	Bracing Plate	Beam	RECT	A36 Gr.36	Typical
55	M55	N83	N81		90	Bracing Plate	Beam	RECT	A36 Gr.36	Typical
56	M56	N82	N83			Standoff Vertical	Column	Pipe	A36 Gr.36	Typical
57	M57	N78	N77			Stand off Diag...	Beam	Pipe	A36 Gr.36	Typical
58	M58	N79	N82			Stand off Diag...	Beam	Pipe	A36 Gr.36	Typical
59	M59	N84	N86			RIGID	None	None	RIGID	Typical
60	M60	N85	N87			RIGID	None	None	RIGID	Typical
61	M61	N88	N89			Mast Pipe	Column	Pipe	A53 Gr. B	Typical
62	M62	N90	N91			Standoff Horiz...	Beam	Pipe	A53 Gr. B	Typical
63	M63	N92	N93			Standoff Horiz...	Beam	Pipe	A53 Gr. B	Typical
64	M64	N91	N94		90	Standoff Plate	Beam	RECT	A36 Gr.36	Typical
65	M65	N93	N95		90	Standoff Plate	Beam	RECT	A36 Gr.36	Typical
66	M66	N96	N100		90	Bracing Plate	Beam	RECT	A36 Gr.36	Typical
67	M67	N98	N101		90	Bracing Plate	Beam	RECT	A36 Gr.36	Typical
68	M68	N102	N97		90	Bracing Plate	Beam	RECT	A36 Gr.36	Typical
69	M69	N103	N99		90	Bracing Plate	Beam	RECT	A36 Gr.36	Typical
70	M70	N100	N102			Standoff Vertical	Column	Pipe	A36 Gr.36	Typical
71	M71	N101	N103			Standoff Vertical	Column	Pipe	A36 Gr.36	Typical
72	M72	N104	N106		90	Bracing Plate	Beam	RECT	A36 Gr.36	Typical
73	M73	N107	N105		90	Bracing Plate	Beam	RECT	A36 Gr.36	Typical
74	M74	N106	N107			Standoff Vertical	Column	Pipe	A36 Gr.36	Typical
75	M75	N102	N101			Stand off Diag...	Beam	Pipe	A36 Gr.36	Typical
76	M76	N103	N106			Stand off Diag...	Beam	Pipe	A36 Gr.36	Typical
77	M77	N109	N110			Face Horizontal	Beam	Pipe	A53 Gr. B	Typical
78	M78	N111	N112			Face Horizontal	Beam	Pipe	A53 Gr. B	Typical
79	M79	N113	N115			RIGID	None	None	RIGID	Typical
80	M80	N114	N116			RIGID	None	None	RIGID	Typical
81	M81	N117	N118			Mast Pipe	Column	Pipe	A53 Gr. B	Typical
82	M82	N119	N120			Standoff Horiz...	Beam	Pipe	A53 Gr. B	Typical
83	M83	N121	N122			Standoff Horiz...	Beam	Pipe	A53 Gr. B	Typical
84	M84	N120	N123		90	Standoff Plate	Beam	RECT	A36 Gr.36	Typical
85	M85	N122	N124		90	Standoff Plate	Beam	RECT	A36 Gr.36	Typical
86	M86	N125	N129		90	Bracing Plate	Beam	RECT	A36 Gr.36	Typical
87	M87	N127	N130		90	Bracing Plate	Beam	RECT	A36 Gr.36	Typical
88	M88	N131	N126		90	Bracing Plate	Beam	RECT	A36 Gr.36	Typical
89	M89	N132	N128		90	Bracing Plate	Beam	RECT	A36 Gr.36	Typical
90	M90	N129	N131			Standoff Vertical	Column	Pipe	A36 Gr.36	Typical
91	M91	N130	N132			Standoff Vertical	Column	Pipe	A36 Gr.36	Typical
92	M92	N133	N135		90	Bracing Plate	Beam	RECT	A36 Gr.36	Typical
93	M93	N136	N134		90	Bracing Plate	Beam	RECT	A36 Gr.36	Typical
94	M94	N135	N136			Standoff Vertical	Column	Pipe	A36 Gr.36	Typical
95	M95	N131	N130			Stand off Diag...	Beam	Pipe	A36 Gr.36	Typical
96	M96	N132	N135			Stand off Diag...	Beam	Pipe	A36 Gr.36	Typical
97	M97	N137	N139			RIGID	None	None	RIGID	Typical
98	M98	N138	N140			RIGID	None	None	RIGID	Typical
99	M99	N141	N142			Mast Pipe	Column	Pipe	A53 Gr. B	Typical
100	M100	N143	N144			Standoff Horiz...	Beam	Pipe	A53 Gr. B	Typical
101	M101	N145	N146			Standoff Horiz...	Beam	Pipe	A53 Gr. B	Typical
102	M102	N144	N147		90	Standoff Plate	Beam	RECT	A36 Gr.36	Typical

Member Primary Data (Continued)

	Label	I Joint	J Joint	K Joint	Rotate(deg)	Section/Shape	Type	Design List	Material	Design Rules
103	M103	N146	N148		90	Standoff Plate	Beam	RECT	A36 Gr.36	Typical
104	M104	N149	N153		90	Bracing Plate	Beam	RECT	A36 Gr.36	Typical
105	M105	N151	N154		90	Bracing Plate	Beam	RECT	A36 Gr.36	Typical
106	M106	N155	N150		90	Bracing Plate	Beam	RECT	A36 Gr.36	Typical
107	M107	N156	N152		90	Bracing Plate	Beam	RECT	A36 Gr.36	Typical
108	M108	N153	N155			Standoff Vertical	Column	Pipe	A36 Gr.36	Typical
109	M109	N154	N156			Standoff Vertical	Column	Pipe	A36 Gr.36	Typical
110	M110	N157	N159		90	Bracing Plate	Beam	RECT	A36 Gr.36	Typical
111	M111	N160	N158		90	Bracing Plate	Beam	RECT	A36 Gr.36	Typical
112	M112	N159	N160			Standoff Vertical	Column	Pipe	A36 Gr.36	Typical
113	M113	N155	N154			Stand off Diag...	Beam	Pipe	A36 Gr.36	Typical
114	M114	N156	N159			Stand off Diag...	Beam	Pipe	A36 Gr.36	Typical
115	M115	N16	N147		180	Connection An...	Beam	Single Angle	A36 Gr.36	Typical
116	M116	N161	N163			RIGID	None	None	RIGID	Typical
117	M117	N17	N148		180	Connection An...	Beam	Single Angle	A36 Gr.36	Typical
118	M118	N165	N166			RIGID	None	None	RIGID	Typical
119	M119	N70	N40		180	Connection An...	Beam	Single Angle	A36 Gr.36	Typical
120	M120	N169	N170			RIGID	None	None	RIGID	Typical
121	M121	N71	N41		180	Connection An...	Beam	Single Angle	A36 Gr.36	Typical
122	M122	N171	N172			RIGID	None	None	RIGID	Typical
123	M123	N123	N94		180	Connection An...	Beam	Single Angle	A36 Gr.36	Typical
124	M124	N177	N178			RIGID	None	None	RIGID	Typical
125	M125	N124	N95		180	Connection An...	Beam	Single Angle	A36 Gr.36	Typical
126	M126	N179	N180			RIGID	None	None	RIGID	Typical
127	M127	N173	N174			Tieback	Beam	Pipe	A53 Gr. B	Typical
128	M128	N175	N176			Tieback	Beam	Pipe	A53 Gr. B	Typical
129	M129	N177A	N178A			Tieback	Beam	Pipe	A53 Gr. B	Typical
130	M130	N178B	N176A			RIGID	None	None	RIGID	Typical
131	M131	N179A	N177B			RIGID	None	None	RIGID	Typical
132	M132	N182	N180A			RIGID	None	None	RIGID	Typical
133	M133	N183	N181			RIGID	None	None	RIGID	Typical
134	M134	N186	N184			RIGID	None	None	RIGID	Typical
135	M135	N187	N185			RIGID	None	None	RIGID	Typical
136	M136	N190	N188			RIGID	None	None	RIGID	Typical
137	M137	N191	N189			RIGID	None	None	RIGID	Typical
138	M138	N194	N192			RIGID	None	None	RIGID	Typical
139	M139	N195	N193			RIGID	None	None	RIGID	Typical
140	MP5A	N197	N199			Antenna Pipe	Beam	Pipe	A53 Gr. B	Typical
141	MP1A	N196	N198			Antenna Pipe	Beam	Pipe	A53 Gr. B	Typical
142	MP4A	N201	N203			Antenna Pipe	Beam	Pipe	A53 Gr. B	Typical
143	MP2A	N200	N202			Antenna Pipe	Beam	Pipe	A53 Gr. B	Typical
144	MP3A	N204	N205			Antenna Pipe	Beam	Pipe	A53 Gr. B	Typical
145	M145	N208	N206			RIGID	None	None	RIGID	Typical
146	M146	N209	N207			RIGID	None	None	RIGID	Typical
147	M147	N212	N210			RIGID	None	None	RIGID	Typical
148	M148	N213	N211			RIGID	None	None	RIGID	Typical
149	M149	N216	N214			RIGID	None	None	RIGID	Typical
150	M150	N217	N215			RIGID	None	None	RIGID	Typical
151	M151	N220	N218			RIGID	None	None	RIGID	Typical
152	M152	N221	N219			RIGID	None	None	RIGID	Typical
153	M153	N224	N222			RIGID	None	None	RIGID	Typical
154	M154	N225	N223			RIGID	None	None	RIGID	Typical
155	MP5C	N227	N229			Antenna Pipe	Beam	Pipe	A53 Gr. B	Typical
156	MP1C	N226	N228			Antenna Pipe	Beam	Pipe	A53 Gr. B	Typical
157	MP4C	N231	N233			Antenna Pipe	Beam	Pipe	A53 Gr. B	Typical
158	MP2C	N230	N232			Antenna Pipe	Beam	Pipe	A53 Gr. B	Typical
159	MP3C	N234	N235			Antenna Pipe	Beam	Pipe	A53 Gr. B	Typical



Company :
 Designer :
 Job Number :
 Model Name : 469402-VZW_MT_LO_H

May 18, 2022
 9:07 AM
 Checked By: _____

Member Primary Data (Continued)

	Label	I Joint	J Joint	K Joint	Rotate(deg)	Section/Shape	Type	Design List	Material	Design Rules
160	M160	N238	N236			RIGID	None	None	RIGID	Typical
161	M161	N239	N237			RIGID	None	None	RIGID	Typical
162	M162	N242	N240			RIGID	None	None	RIGID	Typical
163	M163	N243	N241			RIGID	None	None	RIGID	Typical
164	M164	N246	N244			RIGID	None	None	RIGID	Typical
165	M165	N247	N245			RIGID	None	None	RIGID	Typical
166	M166	N250	N248			RIGID	None	None	RIGID	Typical
167	M167	N251	N249			RIGID	None	None	RIGID	Typical
168	M168	N254	N252			RIGID	None	None	RIGID	Typical
169	M169	N255	N253			RIGID	None	None	RIGID	Typical
170	MP5B	N257	N259			Antenna Pipe	Beam	Pipe	A53 Gr. B	Typical
171	MP1B	N256	N258			Antenna Pipe	Beam	Pipe	A53 Gr. B	Typical
172	MP4B	N261	N263			Antenna Pipe	Beam	Pipe	A53 Gr. B	Typical
173	MP2B	N260	N262			Antenna Pipe	Beam	Pipe	A53 Gr. B	Typical
174	MP3B	N264	N265			Antenna Pipe	Beam	Pipe	A53 Gr. B	Typical

Member Advanced Data

	Label	I Release	J Release	I Offset[in]	J Offset[in]	T/C Only	Physical	Defl Rat...	Analysis ...	Inactive	Seismic...
1	M1						Yes				None
2	M2						Yes				None
3	M3						Yes	** NA **			None
4	M4						Yes	** NA **			None
5	M5						Yes	** NA **			None
6	M6	OOOOXO					Yes				None
7	M7	OOOOXO					Yes				None
8	M8		OOOOOO				Yes	Default			None
9	M9		OOOOOO				Yes	Default			None
10	M10						Yes				None
11	M11						Yes				None
12	M12						Yes				None
13	M13						Yes				None
14	M14	BenPIN	BenPIN				Yes	** NA **			None
15	M15	BenPIN	BenPIN				Yes	** NA **			None
16	M16						Yes				None
17	M17						Yes				None
18	M18	BenPIN	BenPIN				Yes	** NA **			None
19	M19	BenPIN	BenPIN				Yes				None
20	M20	BenPIN	BenPIN				Yes				None
21	M21						Yes	** NA **			None
22	M22						Yes	** NA **			None
23	M23						Yes	** NA **			None
24	M24	OOOOXO					Yes				None
25	M25	OOOOXO					Yes				None
26	M26		OOOOOO				Yes	Default			None
27	M27		OOOOOO				Yes	Default			None
28	M28						Yes				None
29	M29						Yes				None
30	M30						Yes				None
31	M31						Yes				None
32	M32	BenPIN	BenPIN				Yes	** NA **			None
33	M33	BenPIN	BenPIN				Yes	** NA **			None
34	M34						Yes				None
35	M35						Yes				None
36	M36	BenPIN	BenPIN				Yes	** NA **			None
37	M37	BenPIN	BenPIN				Yes				None

Member Advanced Data (Continued)

	Label	I Release	J Release	I Offset[in]	J Offset[in]	T/C Only	Physical	Defl Rat..	Analysis ...	Inactive	Seismic...
38	M38	BenPIN	BenPIN				Yes				None
39	M39						Yes				None
40	M40						Yes				None
41	M41						Yes	** NA **			None
42	M42						Yes	** NA **			None
43	M43						Yes	** NA **			None
44	M44	OOOOXO					Yes				None
45	M45	OOOOXO					Yes				None
46	M46		OOOOOO				Yes	Default			None
47	M47		OOOOOO				Yes	Default			None
48	M48						Yes				None
49	M49						Yes				None
50	M50						Yes				None
51	M51						Yes				None
52	M52	BenPIN	BenPIN				Yes	** NA **			None
53	M53	BenPIN	BenPIN				Yes	** NA **			None
54	M54						Yes				None
55	M55						Yes				None
56	M56	BenPIN	BenPIN				Yes	** NA **			None
57	M57	BenPIN	BenPIN				Yes				None
58	M58	BenPIN	BenPIN				Yes				None
59	M59						Yes	** NA **			None
60	M60						Yes	** NA **			None
61	M61						Yes	** NA **			None
62	M62	OOOOXO					Yes				None
63	M63	OOOOXO					Yes				None
64	M64		OOOOOO				Yes	Default			None
65	M65		OOOOOO				Yes	Default			None
66	M66						Yes				None
67	M67						Yes				None
68	M68						Yes				None
69	M69						Yes				None
70	M70	BenPIN	BenPIN				Yes	** NA **			None
71	M71	BenPIN	BenPIN				Yes	** NA **			None
72	M72						Yes				None
73	M73						Yes				None
74	M74	BenPIN	BenPIN				Yes	** NA **			None
75	M75	BenPIN	BenPIN				Yes				None
76	M76	BenPIN	BenPIN				Yes				None
77	M77						Yes				None
78	M78						Yes				None
79	M79						Yes	** NA **			None
80	M80						Yes	** NA **			None
81	M81						Yes	** NA **			None
82	M82	OOOOXO					Yes				None
83	M83	OOOOXO					Yes				None
84	M84		OOOOOO				Yes	Default			None
85	M85		OOOOOO				Yes	Default			None
86	M86						Yes				None
87	M87						Yes				None
88	M88						Yes				None
89	M89						Yes				None
90	M90	BenPIN	BenPIN				Yes	** NA **			None
91	M91	BenPIN	BenPIN				Yes	** NA **			None
92	M92						Yes				None
93	M93						Yes				None
94	M94	BenPIN	BenPIN				Yes	** NA **			None

Member Advanced Data (Continued)

	Label	I Release	J Release	I Offset[in]	J Offset[in]	T/C Only	Physical	Defl Rat...	Analysis ...	Inactive	Seismic...
95	M95	BenPIN	BenPIN				Yes				None
96	M96	BenPIN	BenPIN				Yes				None
97	M97						Yes	** NA **			None
98	M98						Yes	** NA **			None
99	M99						Yes	** NA **			None
100	M100	OOOOXO					Yes				None
101	M101	OOOOXO					Yes				None
102	M102		OOOOOO				Yes	Default			None
103	M103		OOOOOO				Yes	Default			None
104	M104						Yes				None
105	M105						Yes				None
106	M106						Yes				None
107	M107						Yes				None
108	M108	BenPIN	BenPIN				Yes	** NA **			None
109	M109	BenPIN	BenPIN				Yes	** NA **			None
110	M110						Yes				None
111	M111						Yes				None
112	M112	BenPIN	BenPIN				Yes	** NA **			None
113	M113	BenPIN	BenPIN				Yes				None
114	M114	BenPIN	BenPIN				Yes				None
115	M115						Yes				None
116	M116						Yes	** NA **			None
117	M117						Yes				None
118	M118						Yes	** NA **			None
119	M119						Yes				None
120	M120						Yes	** NA **			None
121	M121						Yes				None
122	M122						Yes	** NA **			None
123	M123						Yes	Default			None
124	M124						Yes	** NA **			None
125	M125						Yes				None
126	M126						Yes	** NA **			None
127	M127	OOOOXO					Yes	Default			None
128	M128	OOOOXO					Yes	Default			None
129	M129	OOOOXO					Yes	Default			None
130	M130						Yes	** NA **			None
131	M131						Yes	** NA **			None
132	M132						Yes	** NA **			None
133	M133						Yes	** NA **			None
134	M134						Yes	** NA **			None
135	M135						Yes	** NA **			None
136	M136						Yes	** NA **			None
137	M137						Yes	** NA **			None
138	M138						Yes	** NA **			None
139	M139						Yes	** NA **			None
140	MP5A						Yes				None
141	MP1A						Yes				None
142	MP4A						Yes				None
143	MP2A						Yes				None
144	MP3A						Yes				None
145	M145						Yes	** NA **			None
146	M146						Yes	** NA **			None
147	M147						Yes	** NA **			None
148	M148						Yes	** NA **			None
149	M149						Yes	** NA **			None
150	M150						Yes	** NA **			None
151	M151						Yes	** NA **			None

Member Advanced Data (Continued)

	Label	I Release	J Release	I Offset[in]	J Offset[in]	T/C Only	Physical	Defl Rat...	Analysis ...	Inactive	Seismic...
152	M152						Yes	** NA **			None
153	M153						Yes	** NA **			None
154	M154						Yes	** NA **			None
155	MP5C						Yes				None
156	MP1C						Yes				None
157	MP4C						Yes				None
158	MP2C						Yes				None
159	MP3C						Yes				None
160	M160						Yes	** NA **			None
161	M161						Yes	** NA **			None
162	M162						Yes	** NA **			None
163	M163						Yes	** NA **			None
164	M164						Yes	** NA **			None
165	M165						Yes	** NA **			None
166	M166						Yes	** NA **			None
167	M167						Yes	** NA **			None
168	M168						Yes	** NA **			None
169	M169						Yes	** NA **			None
170	MP5B						Yes				None
171	MP1B						Yes				None
172	MP4B						Yes				None
173	MP2B						Yes				None
174	MP3B						Yes				None

Member Point Loads (BLC 1 : Antenna D)

	Member Label	Direction	Magnitude[lb.k-ft]	Location[ft.%]
1	MP2A	Y	-31.65	3
2	MP2A	My	-.037	3
3	MP2A	Mz	.021	3
4	MP2A	Y	-31.65	7
5	MP2A	My	-.037	7
6	MP2A	Mz	.021	7
7	MP2B	Y	-31.65	3
8	MP2B	My	-.007	3
9	MP2B	Mz	-.042	3
10	MP2B	Y	-31.65	7
11	MP2B	My	-.007	7
12	MP2B	Mz	-.042	7
13	MP2C	Y	-31.65	3
14	MP2C	My	.027	3
15	MP2C	Mz	.033	3
16	MP2C	Y	-31.65	7
17	MP2C	My	.027	7
18	MP2C	Mz	.033	7
19	MP2A	Y	-31.65	3
20	MP2A	My	-.037	3
21	MP2A	Mz	-.021	3
22	MP2A	Y	-31.65	7
23	MP2A	My	-.037	7
24	MP2A	Mz	-.021	7
25	MP2B	Y	-31.65	3
26	MP2B	My	.032	3
27	MP2B	Mz	-.027	3
28	MP2B	Y	-31.65	7
29	MP2B	My	.032	7



Company :
 Designer :
 Job Number :
 Model Name : 469402-VZW_MT_LO_H

May 18, 2022
 9:07 AM
 Checked By: _____

Member Point Loads (BLC 1 : Antenna D) (Continued)

	Member Label	Direction	Magnitude[lb.k-ft]	Location[ft,%]
30	MP2B	Mz	-.027	7
31	MP2C	Y	-31.65	3
32	MP2C	My	-.014	3
33	MP2C	Mz	.04	3
34	MP2C	Y	-31.65	7
35	MP2C	My	-.014	7
36	MP2C	Mz	.04	7
37	MP1A	Y	-10.5	.25
38	MP1A	My	-.011	.25
39	MP1A	Mz	0	.25
40	MP1A	Y	-10.5	4.75
41	MP1A	My	-.011	4.75
42	MP1A	Mz	0	4.75
43	MP1B	Y	-10.5	.25
44	MP1B	My	.004	.25
45	MP1B	Mz	-.01	.25
46	MP1B	Y	-10.5	4.75
47	MP1B	My	.004	4.75
48	MP1B	Mz	-.01	4.75
49	MP1C	Y	-10.5	.25
50	MP1C	My	.002	.25
51	MP1C	Mz	.011	.25
52	MP1C	Y	-10.5	4.75
53	MP1C	My	.002	4.75
54	MP1C	Mz	.011	4.75
55	MP5A	Y	-10.5	.25
56	MP5A	My	-.011	.25
57	MP5A	Mz	0	.25
58	MP5A	Y	-10.5	4.75
59	MP5A	My	-.011	4.75
60	MP5A	Mz	0	4.75
61	MP5B	Y	-10.5	.25
62	MP5B	My	.004	.25
63	MP5B	Mz	-.01	.25
64	MP5B	Y	-10.5	4.75
65	MP5B	My	.004	4.75
66	MP5B	Mz	-.01	4.75
67	MP5C	Y	-10.5	.25
68	MP5C	My	.002	.25
69	MP5C	Mz	.011	.25
70	MP5C	Y	-10.5	4.75
71	MP5C	My	.002	4.75
72	MP5C	Mz	.011	4.75
73	MP2A	Y	-7	6
74	MP2A	My	.004	6
75	MP2A	Mz	0	6
76	MP2B	Y	-7	6
77	MP2B	My	-.001	6
78	MP2B	Mz	.003	6
79	MP2C	Y	-7	6
80	MP2C	My	-.000608	6
81	MP2C	Mz	-.003	6
82	MP2A	Y	-84.4	2
83	MP2A	My	.042	2
84	MP2A	Mz	.07	2
85	MP2B	Y	-84.4	2
86	MP2B	My	-.081	2



Company :
 Designer :
 Job Number :
 Model Name : 469402-VZW_MT_LO_H

May 18, 2022
 9:07 AM
 Checked By: _____

Member Point Loads (BLC 1 : Antenna D) (Continued)

	Member Label	Direction	Magnitude[lb.k-ft]	Location[ft.%]
87	MP2B	Mz	.016	2
88	MP2C	Y	-84.4	2
89	MP2C	My	.062	2
90	MP2C	Mz	-.054	2
91	MP2A	Y	-70.3	2
92	MP2A	My	.035	2
93	MP2A	Mz	-.059	2
94	MP2B	Y	-70.3	2
95	MP2B	My	.043	2
96	MP2B	Mz	.053	2
97	MP2C	Y	-70.3	2
98	MP2C	My	-.064	2
99	MP2C	Mz	-.024	2
100	MP4A	Y	-43.55	4
101	MP4A	My	-.036	4
102	MP4A	Mz	0	4
103	MP4A	Y	-43.55	6
104	MP4A	My	-.036	6
105	MP4A	Mz	0	6
106	MP4B	Y	-43.55	4
107	MP4B	My	.012	4
108	MP4B	Mz	-.034	4
109	MP4B	Y	-43.55	6
110	MP4B	My	.012	6
111	MP4B	Mz	-.034	6
112	MP4C	Y	-43.55	4
113	MP4C	My	.006	4
114	MP4C	Mz	.036	4
115	MP4C	Y	-43.55	6
116	MP4C	My	.006	6
117	MP4C	Mz	.036	6

Member Point Loads (BLC 2 : Antenna Di)

	Member Label	Direction	Magnitude[lb.k-ft]	Location[ft.%]
1	MP2A	Y	-73.228	3
2	MP2A	My	-.085	3
3	MP2A	Mz	.049	3
4	MP2A	Y	-73.228	7
5	MP2A	My	-.085	7
6	MP2A	Mz	.049	7
7	MP2B	Y	-73.228	3
8	MP2B	My	-.017	3
9	MP2B	Mz	-.097	3
10	MP2B	Y	-73.228	7
11	MP2B	My	-.017	7
12	MP2B	Mz	-.097	7
13	MP2C	Y	-73.228	3
14	MP2C	My	.063	3
15	MP2C	Mz	.076	3
16	MP2C	Y	-73.228	7
17	MP2C	My	.063	7
18	MP2C	Mz	.076	7
19	MP2A	Y	-73.228	3
20	MP2A	My	-.085	3
21	MP2A	Mz	-.049	3
22	MP2A	Y	-73.228	7



Company :
 Designer :
 Job Number :
 Model Name : 469402-VZW_MT_LO_H

May 18, 2022
 9:07 AM
 Checked By: _____

Member Point Loads (BLC 2 : Antenna Di) (Continued)

	Member Label	Direction	Magnitude[lb.k-ft]	Location[ft. %]
23	MP2A	My	-.085	7
24	MP2A	Mz	-.049	7
25	MP2B	Y	-73.228	3
26	MP2B	My	.075	3
27	MP2B	Mz	-.064	3
28	MP2B	Y	-73.228	7
29	MP2B	My	.075	7
30	MP2B	Mz	-.064	7
31	MP2C	Y	-73.228	3
32	MP2C	My	-.033	3
33	MP2C	Mz	.093	3
34	MP2C	Y	-73.228	7
35	MP2C	My	-.033	7
36	MP2C	Mz	.093	7
37	MP1A	Y	-61.255	.25
38	MP1A	My	-.064	.25
39	MP1A	Mz	0	.25
40	MP1A	Y	-61.255	4.75
41	MP1A	My	-.064	4.75
42	MP1A	Mz	0	4.75
43	MP1B	Y	-61.255	.25
44	MP1B	My	.022	.25
45	MP1B	Mz	-.06	.25
46	MP1B	Y	-61.255	4.75
47	MP1B	My	.022	4.75
48	MP1B	Mz	-.06	4.75
49	MP1C	Y	-61.255	.25
50	MP1C	My	.011	.25
51	MP1C	Mz	.063	.25
52	MP1C	Y	-61.255	4.75
53	MP1C	My	.011	4.75
54	MP1C	Mz	.063	4.75
55	MP5A	Y	-61.255	.25
56	MP5A	My	-.064	.25
57	MP5A	Mz	0	.25
58	MP5A	Y	-61.255	4.75
59	MP5A	My	-.064	4.75
60	MP5A	Mz	0	4.75
61	MP5B	Y	-61.255	.25
62	MP5B	My	.022	.25
63	MP5B	Mz	-.06	.25
64	MP5B	Y	-61.255	4.75
65	MP5B	My	.022	4.75
66	MP5B	Mz	-.06	4.75
67	MP5C	Y	-61.255	.25
68	MP5C	My	.011	.25
69	MP5C	Mz	.063	.25
70	MP5C	Y	-61.255	4.75
71	MP5C	My	.011	4.75
72	MP5C	Mz	.063	4.75
73	MP2A	Y	-9.614	6
74	MP2A	My	.005	6
75	MP2A	Mz	0	6
76	MP2B	Y	-9.614	6
77	MP2B	My	-.002	6
78	MP2B	Mz	.005	6
79	MP2C	Y	-9.614	6



Company :
 Designer :
 Job Number :
 Model Name : 469402-VZW_MT_LO_H

May 18, 2022
 9:07 AM
 Checked By: _____

Member Point Loads (BLC 2 : Antenna Di) (Continued)

	Member Label	Direction	Magnitude[lb.k-ft]	Location[ft.%]
80	MP2C	My	-.000835	6
81	MP2C	Mz	-.005	6
82	MP2A	Y	-47.078	2
83	MP2A	My	.024	2
84	MP2A	Mz	.039	2
85	MP2B	Y	-47.078	2
86	MP2B	My	-.045	2
87	MP2B	Mz	.009	2
88	MP2C	Y	-47.078	2
89	MP2C	My	.035	2
90	MP2C	Mz	-.03	2
91	MP2A	Y	-42.353	2
92	MP2A	My	.021	2
93	MP2A	Mz	-.035	2
94	MP2B	Y	-42.353	2
95	MP2B	My	.026	2
96	MP2B	Mz	.032	2
97	MP2C	Y	-42.353	2
98	MP2C	My	-.038	2
99	MP2C	Mz	-.015	2
100	MP4A	Y	-37.315	4
101	MP4A	My	-.031	4
102	MP4A	Mz	0	4
103	MP4A	Y	-37.315	6
104	MP4A	My	-.031	6
105	MP4A	Mz	0	6
106	MP4B	Y	-37.315	4
107	MP4B	My	.011	4
108	MP4B	Mz	-.029	4
109	MP4B	Y	-37.315	6
110	MP4B	My	.011	6
111	MP4B	Mz	-.029	6
112	MP4C	Y	-37.315	4
113	MP4C	My	.005	4
114	MP4C	Mz	.031	4
115	MP4C	Y	-37.315	6
116	MP4C	My	.005	6
117	MP4C	Mz	.031	6

Member Point Loads (BLC 3 : Antenna Wo (0 Deg))

	Member Label	Direction	Magnitude[lb.k-ft]	Location[ft.%]
1	MP2A	X	0	3
2	MP2A	Z	-226.662	3
3	MP2A	Mx	-.151	3
4	MP2A	X	0	7
5	MP2A	Z	-226.662	7
6	MP2A	Mx	-.151	7
7	MP2B	X	0	3
8	MP2B	Z	-157.969	3
9	MP2B	Mx	.209	3
10	MP2B	X	0	7
11	MP2B	Z	-157.969	7
12	MP2B	Mx	.209	7
13	MP2C	X	0	3
14	MP2C	Z	-151.214	3
15	MP2C	Mx	-.156	3



Company :
 Designer :
 Job Number :
 Model Name : 469402-VZW_MT_LO_H

May 18, 2022
 9:07 AM
 Checked By: _____

Member Point Loads (BLC 3 : Antenna Wo (0 Deg)) (Continued)

	Member Label	Direction	Magnitude[lb.k-ft]	Location[ft,%]
16	MP2C	X	0	7
17	MP2C	Z	-151.214	7
18	MP2C	Mx	-.156	7
19	MP2A	X	0	3
20	MP2A	Z	-226.662	3
21	MP2A	Mx	.151	3
22	MP2A	X	0	7
23	MP2A	Z	-226.662	7
24	MP2A	Mx	.151	7
25	MP2B	X	0	3
26	MP2B	Z	-157.969	3
27	MP2B	Mx	.137	3
28	MP2B	X	0	7
29	MP2B	Z	-157.969	7
30	MP2B	Mx	.137	7
31	MP2C	X	0	3
32	MP2C	Z	-151.214	3
33	MP2C	Mx	-.191	3
34	MP2C	X	0	7
35	MP2C	Z	-151.214	7
36	MP2C	Mx	-.191	7
37	MP1A	X	0	.25
38	MP1A	Z	-107.733	.25
39	MP1A	Mx	0	.25
40	MP1A	X	0	4.75
41	MP1A	Z	-107.733	4.75
42	MP1A	Mx	0	4.75
43	MP1B	X	0	.25
44	MP1B	Z	-202.168	.25
45	MP1B	Mx	.198	.25
46	MP1B	X	0	4.75
47	MP1B	Z	-202.168	4.75
48	MP1B	Mx	.198	4.75
49	MP1C	X	0	.25
50	MP1C	Z	-211.453	.25
51	MP1C	Mx	-.217	.25
52	MP1C	X	0	4.75
53	MP1C	Z	-211.453	4.75
54	MP1C	Mx	-.217	4.75
55	MP5A	X	0	.25
56	MP5A	Z	-107.733	.25
57	MP5A	Mx	0	.25
58	MP5A	X	0	4.75
59	MP5A	Z	-107.733	4.75
60	MP5A	Mx	0	4.75
61	MP5B	X	0	.25
62	MP5B	Z	-202.168	.25
63	MP5B	Mx	.198	.25
64	MP5B	X	0	4.75
65	MP5B	Z	-202.168	4.75
66	MP5B	Mx	.198	4.75
67	MP5C	X	0	.25
68	MP5C	Z	-211.453	.25
69	MP5C	Mx	-.217	.25
70	MP5C	X	0	4.75
71	MP5C	Z	-211.453	4.75
72	MP5C	Mx	-.217	4.75



Company :
 Designer :
 Job Number :
 Model Name : 469402-VZW_MT_LO_H

May 18, 2022
 9:07 AM
 Checked By: _____

Member Point Loads (BLC 3 : Antenna Wo (0 Deg)) (Continued)

	Member Label	Direction	Magnitude[lb.k-ft]	Location[ft.%]
73	MP2A	X	0	6
74	MP2A	Z	-19.407	6
75	MP2A	Mx	0	6
76	MP2B	X	0	6
77	MP2B	Z	-13.607	6
78	MP2B	Mx	-.006	6
79	MP2C	X	0	6
80	MP2C	Z	-13.036	6
81	MP2C	Mx	.006	6
82	MP2A	X	0	2
83	MP2A	Z	-93.053	2
84	MP2A	Mx	-.078	2
85	MP2B	X	0	2
86	MP2B	Z	-65.81	2
87	MP2B	Mx	-.012	2
88	MP2C	X	0	2
89	MP2C	Z	-63.132	2
90	MP2C	Mx	.04	2
91	MP2A	X	0	2
92	MP2A	Z	-93.053	2
93	MP2A	Mx	.078	2
94	MP2B	X	0	2
95	MP2B	Z	-55.375	2
96	MP2B	Mx	-.042	2
97	MP2C	X	0	2
98	MP2C	Z	-51.67	2
99	MP2C	Mx	.018	2
100	MP4A	X	0	4
101	MP4A	Z	-116.939	4
102	MP4A	Mx	0	4
103	MP4A	X	0	6
104	MP4A	Z	-116.939	6
105	MP4A	Mx	0	6
106	MP4B	X	0	4
107	MP4B	Z	-54.105	4
108	MP4B	Mx	.042	4
109	MP4B	X	0	6
110	MP4B	Z	-54.105	6
111	MP4B	Mx	.042	6
112	MP4C	X	0	4
113	MP4C	Z	-47.927	4
114	MP4C	Mx	-.039	4
115	MP4C	X	0	6
116	MP4C	Z	-47.927	6
117	MP4C	Mx	-.039	6

Member Point Loads (BLC 4 : Antenna Wo (30 Deg))

	Member Label	Direction	Magnitude[lb.k-ft]	Location[ft.%]
1	MP2A	X	103.607	3
2	MP2A	Z	-179.452	3
3	MP2A	Mx	-.241	3
4	MP2A	X	103.607	7
5	MP2A	Z	-179.452	7
6	MP2A	Mx	-.241	7
7	MP2B	X	75.607	3
8	MP2B	Z	-130.956	3



Company :
 Designer :
 Job Number :
 Model Name : 469402-VZW_MT_LO_H

May 18, 2022
 9:07 AM
 Checked By: _____

Member Point Loads (BLC 4 : Antenna Wo (30 Deg)) (Continued)

	Member Label	Direction	Magnitude[lb.k-ft]	Location[ft.%]
9	MP2B	Mx	.156	3
10	MP2B	X	75.607	7
11	MP2B	Z	-130.956	7
12	MP2B	Mx	.156	7
13	MP2C	X	90.505	3
14	MP2C	Z	-156.76	3
15	MP2C	Mx	-.084	3
16	MP2C	X	90.505	7
17	MP2C	Z	-156.76	7
18	MP2C	Mx	-.084	7
19	MP2A	X	103.607	3
20	MP2A	Z	-179.452	3
21	MP2A	Mx	-.001	3
22	MP2A	X	103.607	7
23	MP2A	Z	-179.452	7
24	MP2A	Mx	-.001	7
25	MP2B	X	75.607	3
26	MP2B	Z	-130.956	3
27	MP2B	Mx	.191	3
28	MP2B	X	75.607	7
29	MP2B	Z	-130.956	7
30	MP2B	Mx	.191	7
31	MP2C	X	90.505	3
32	MP2C	Z	-156.76	3
33	MP2C	Mx	-.239	3
34	MP2C	X	90.505	7
35	MP2C	Z	-156.76	7
36	MP2C	Mx	-.239	7
37	MP1A	X	67.235	.25
38	MP1A	Z	-116.454	.25
39	MP1A	Mx	-.07	.25
40	MP1A	X	67.235	4.75
41	MP1A	Z	-116.454	4.75
42	MP1A	Mx	-.07	4.75
43	MP1B	X	105.727	.25
44	MP1B	Z	-183.124	.25
45	MP1B	Mx	.217	.25
46	MP1B	X	105.727	4.75
47	MP1B	Z	-183.124	4.75
48	MP1B	Mx	.217	4.75
49	MP1C	X	85.245	.25
50	MP1C	Z	-147.65	.25
51	MP1C	Mx	-.136	.25
52	MP1C	X	85.245	4.75
53	MP1C	Z	-147.65	4.75
54	MP1C	Mx	-.136	4.75
55	MP5A	X	67.235	.25
56	MP5A	Z	-116.454	.25
57	MP5A	Mx	-.07	.25
58	MP5A	X	67.235	4.75
59	MP5A	Z	-116.454	4.75
60	MP5A	Mx	-.07	4.75
61	MP5B	X	105.727	.25
62	MP5B	Z	-183.124	.25
63	MP5B	Mx	.217	.25
64	MP5B	X	105.727	4.75
65	MP5B	Z	-183.124	4.75



Company :
 Designer :
 Job Number :
 Model Name : 469402-VZW_MT_LO_H

May 18, 2022
 9:07 AM
 Checked By: _____

Member Point Loads (BLC 4 : Antenna Wo (30 Deg)) (Continued)

	Member Label	Direction	Magnitude[lb.k-ft]	Location[ft.%]
66	MP5B	Mx	.217	4.75
67	MP5C	X	85.245	.25
68	MP5C	Z	-147.65	.25
69	MP5C	Mx	-.136	.25
70	MP5C	X	85.245	4.75
71	MP5C	Z	-147.65	4.75
72	MP5C	Mx	-.136	4.75
73	MP2A	X	8.882	6
74	MP2A	Z	-15.385	6
75	MP2A	Mx	.004	6
76	MP2B	X	6.518	6
77	MP2B	Z	-11.29	6
78	MP2B	Mx	-.006	6
79	MP2C	X	7.776	6
80	MP2C	Z	-13.469	6
81	MP2C	Mx	.006	6
82	MP2A	X	42.67	2
83	MP2A	Z	-73.907	2
84	MP2A	Mx	-.04	2
85	MP2B	X	31.566	2
86	MP2B	Z	-54.674	2
87	MP2B	Mx	-.04	2
88	MP2C	X	37.474	2
89	MP2C	Z	-64.907	2
90	MP2C	Mx	.069	2
91	MP2A	X	41.193	2
92	MP2A	Z	-71.348	2
93	MP2A	Mx	.08	2
94	MP2B	X	25.835	2
95	MP2B	Z	-44.747	2
96	MP2B	Mx	-.018	2
97	MP2C	X	34.007	2
98	MP2C	Z	-58.901	2
99	MP2C	Mx	-.01	2
100	MP4A	X	49.575	4
101	MP4A	Z	-85.866	4
102	MP4A	Mx	-.041	4
103	MP4A	X	49.575	6
104	MP4A	Z	-85.866	6
105	MP4A	Mx	-.041	6
106	MP4B	X	23.963	4
107	MP4B	Z	-41.506	4
108	MP4B	Mx	.039	4
109	MP4B	X	23.963	6
110	MP4B	Z	-41.506	6
111	MP4B	Mx	.039	6
112	MP4C	X	37.591	4
113	MP4C	Z	-65.109	4
114	MP4C	Mx	-.048	4
115	MP4C	X	37.591	6
116	MP4C	Z	-65.109	6
117	MP4C	Mx	-.048	6

Member Point Loads (BLC 5 : Antenna Wo (60 Deg))

	Member Label	Direction	Magnitude[lb.k-ft]	Location[ft.%]
1	MP2A	X	145.767	3



Company :
 Designer :
 Job Number :
 Model Name : 469402-VZW_MT_LO_H

May 18, 2022
 9:07 AM
 Checked By: _____

Member Point Loads (BLC 5 : Antenna Wo (60 Deg)) (Continued)

	Member Label	Direction	Magnitude[lb.k-ft]	Location[ft.%]
2	MP2A	Z	-84.158	3
3	MP2A	Mx	-.226	3
4	MP2A	X	145.767	7
5	MP2A	Z	-84.158	7
6	MP2A	Mx	-.226	7
7	MP2B	X	156.76	3
8	MP2B	Z	-90.505	3
9	MP2B	Mx	.084	3
10	MP2B	X	156.76	7
11	MP2B	Z	-90.505	7
12	MP2B	Mx	.084	7
13	MP2C	X	188.414	3
14	MP2C	Z	-108.781	3
15	MP2C	Mx	.049	3
16	MP2C	X	188.414	7
17	MP2C	Z	-108.781	7
18	MP2C	Mx	.049	7
19	MP2A	X	145.767	3
20	MP2A	Z	-84.158	3
21	MP2A	Mx	-.114	3
22	MP2A	X	145.767	7
23	MP2A	Z	-84.158	7
24	MP2A	Mx	-.114	7
25	MP2B	X	156.76	3
26	MP2B	Z	-90.505	3
27	MP2B	Mx	.239	3
28	MP2B	X	156.76	7
29	MP2B	Z	-90.505	7
30	MP2B	Mx	.239	7
31	MP2C	X	188.414	3
32	MP2C	Z	-108.781	3
33	MP2C	Mx	-.223	3
34	MP2C	X	188.414	7
35	MP2C	Z	-108.781	7
36	MP2C	Mx	-.223	7
37	MP1A	X	162.762	.25
38	MP1A	Z	-93.971	.25
39	MP1A	Mx	-.17	.25
40	MP1A	X	162.762	4.75
41	MP1A	Z	-93.971	4.75
42	MP1A	Mx	-.17	4.75
43	MP1B	X	147.65	.25
44	MP1B	Z	-85.245	.25
45	MP1B	Mx	.136	.25
46	MP1B	X	147.65	4.75
47	MP1B	Z	-85.245	4.75
48	MP1B	Mx	.136	4.75
49	MP1C	X	104.134	.25
50	MP1C	Z	-60.122	.25
51	MP1C	Mx	-.043	.25
52	MP1C	X	104.134	4.75
53	MP1C	Z	-60.122	4.75
54	MP1C	Mx	-.043	4.75
55	MP5A	X	162.762	.25
56	MP5A	Z	-93.971	.25
57	MP5A	Mx	-.17	.25
58	MP5A	X	162.762	4.75



Company :
 Designer :
 Job Number :
 Model Name : 469402-VZW_MT_LO_H

May 18, 2022
 9:07 AM
 Checked By: _____

Member Point Loads (BLC 5 : Antenna Wo (60 Deg)) (Continued)

	Member Label	Direction	Magnitude[lb.k-ft]	Location[ft.%]
59	MP5A	Z	-93.971	4.75
60	MP5A	Mx	-.17	4.75
61	MP5B	X	147.65	.25
62	MP5B	Z	-85.245	.25
63	MP5B	Mx	.136	.25
64	MP5B	X	147.65	4.75
65	MP5B	Z	-85.245	4.75
66	MP5B	Mx	.136	4.75
67	MP5C	X	104.134	.25
68	MP5C	Z	-60.122	.25
69	MP5C	Mx	-.043	.25
70	MP5C	X	104.134	4.75
71	MP5C	Z	-60.122	4.75
72	MP5C	Mx	-.043	4.75
73	MP2A	X	12.54	6
74	MP2A	Z	-7.24	6
75	MP2A	Mx	.006	6
76	MP2B	X	13.469	6
77	MP2B	Z	-7.776	6
78	MP2B	Mx	-.006	6
79	MP2C	X	16.141	6
80	MP2C	Z	-9.319	6
81	MP2C	Mx	.003	6
82	MP2A	X	60.548	2
83	MP2A	Z	-34.957	2
84	MP2A	Mx	.001	2
85	MP2B	X	64.907	2
86	MP2B	Z	-37.474	2
87	MP2B	Mx	-.069	2
88	MP2C	X	77.461	2
89	MP2C	Z	-44.722	2
90	MP2C	Mx	.085	2
91	MP2A	X	52.871	2
92	MP2A	Z	-30.525	2
93	MP2A	Mx	.052	2
94	MP2B	X	58.901	2
95	MP2B	Z	-34.007	2
96	MP2B	Mx	.01	2
97	MP2C	X	76.264	2
98	MP2C	Z	-44.031	2
99	MP2C	Mx	-.054	2
100	MP4A	X	55.054	4
101	MP4A	Z	-31.785	4
102	MP4A	Mx	-.046	4
103	MP4A	X	55.054	6
104	MP4A	Z	-31.785	6
105	MP4A	Mx	-.046	6
106	MP4B	X	65.109	4
107	MP4B	Z	-37.591	4
108	MP4B	Mx	.048	4
109	MP4B	X	65.109	6
110	MP4B	Z	-37.591	6
111	MP4B	Mx	.048	6
112	MP4C	X	94.063	4
113	MP4C	Z	-54.307	4
114	MP4C	Mx	-.031	4
115	MP4C	X	94.063	6



Company :
 Designer :
 Job Number :
 Model Name : 469402-VZW_MT_LO_H

May 18, 2022
 9:07 AM
 Checked By: _____

Member Point Loads (BLC 5 : Antenna Wo (60 Deg)) (Continued)

	Member Label	Direction	Magnitude[lb.k-ft]	Location[ft.%]
116	MP4C	Z	-54.307	6
117	MP4C	Mx	-.031	6

Member Point Loads (BLC 6 : Antenna Wo (90 Deg))

	Member Label	Direction	Magnitude[lb.k-ft]	Location[ft.%]
1	MP2A	X	148.869	3
2	MP2A	Z	0	3
3	MP2A	Mx	-.174	3
4	MP2A	X	148.869	7
5	MP2A	Z	0	7
6	MP2A	Mx	-.174	7
7	MP2B	X	217.562	3
8	MP2B	Z	0	3
9	MP2B	Mx	-.049	3
10	MP2B	X	217.562	7
11	MP2B	Z	0	7
12	MP2B	Mx	-.049	7
13	MP2C	X	224.316	3
14	MP2C	Z	0	3
15	MP2C	Mx	.193	3
16	MP2C	X	224.316	7
17	MP2C	Z	0	7
18	MP2C	Mx	.193	7
19	MP2A	X	148.869	3
20	MP2A	Z	0	3
21	MP2A	Mx	-.174	3
22	MP2A	X	148.869	7
23	MP2A	Z	0	7
24	MP2A	Mx	-.174	7
25	MP2B	X	217.562	3
26	MP2B	Z	0	3
27	MP2B	Mx	.223	3
28	MP2B	X	217.562	7
29	MP2B	Z	0	7
30	MP2B	Mx	.223	7
31	MP2C	X	224.316	3
32	MP2C	Z	0	3
33	MP2C	Mx	-.102	3
34	MP2C	X	224.316	7
35	MP2C	Z	0	7
36	MP2C	Mx	-.102	7
37	MP1A	X	214.678	.25
38	MP1A	Z	0	.25
39	MP1A	Mx	-.224	.25
40	MP1A	X	214.678	4.75
41	MP1A	Z	0	4.75
42	MP1A	Mx	-.224	4.75
43	MP1B	X	120.243	.25
44	MP1B	Z	0	.25
45	MP1B	Mx	.043	.25
46	MP1B	X	120.243	4.75
47	MP1B	Z	0	4.75
48	MP1B	Mx	.043	4.75
49	MP1C	X	110.958	.25
50	MP1C	Z	0	.25
51	MP1C	Mx	.02	.25



Company :
Designer :
Job Number :
Model Name : 469402-VZW_MT_LO_H

May 18, 2022
9:07 AM
Checked By: _____

Member Point Loads (BLC 6 : Antenna Wo (90 Deg)) (Continued)

	Member Label	Direction	Magnitude[lb.k-ft]	Location[ft.%]
52	MP1C	X	110.958	4.75
53	MP1C	Z	0	4.75
54	MP1C	Mx	.02	4.75
55	MP5A	X	214.678	.25
56	MP5A	Z	0	.25
57	MP5A	Mx	-.224	.25
58	MP5A	X	214.678	4.75
59	MP5A	Z	0	4.75
60	MP5A	Mx	-.224	4.75
61	MP5B	X	120.243	.25
62	MP5B	Z	0	.25
63	MP5B	Mx	.043	.25
64	MP5B	X	120.243	4.75
65	MP5B	Z	0	4.75
66	MP5B	Mx	.043	4.75
67	MP5C	X	110.958	.25
68	MP5C	Z	0	.25
69	MP5C	Mx	.02	.25
70	MP5C	X	110.958	4.75
71	MP5C	Z	0	4.75
72	MP5C	Mx	.02	4.75
73	MP2A	X	12.838	6
74	MP2A	Z	0	6
75	MP2A	Mx	.006	6
76	MP2B	X	18.638	6
77	MP2B	Z	0	6
78	MP2B	Mx	-.003	6
79	MP2C	X	19.209	6
80	MP2C	Z	0	6
81	MP2C	Mx	-.002	6
82	MP2A	X	62.201	2
83	MP2A	Z	0	2
84	MP2A	Mx	.031	2
85	MP2B	X	89.444	2
86	MP2B	Z	0	2
87	MP2B	Mx	-.085	2
88	MP2C	X	92.123	2
89	MP2C	Z	0	2
90	MP2C	Mx	.068	2
91	MP2A	X	50.383	2
92	MP2A	Z	0	2
93	MP2A	Mx	.025	2
94	MP2B	X	88.062	2
95	MP2B	Z	0	2
96	MP2B	Mx	.054	2
97	MP2C	X	91.767	2
98	MP2C	Z	0	2
99	MP2C	Mx	-.083	2
100	MP4A	X	45.781	4
101	MP4A	Z	0	4
102	MP4A	Mx	-.038	4
103	MP4A	X	45.781	6
104	MP4A	Z	0	6
105	MP4A	Mx	-.038	6
106	MP4B	X	108.615	4
107	MP4B	Z	0	4
108	MP4B	Mx	.031	4



Company :
 Designer :
 Job Number :
 Model Name : 469402-VZW_MT_LO_H

May 18, 2022
 9:07 AM
 Checked By: _____

Member Point Loads (BLC 6 : Antenna Wo (90 Deg)) (Continued)

	Member Label	Direction	Magnitude[lb.k-ft]	Location[ft.%]
109	MP4B	X	108.615	6
110	MP4B	Z	0	6
111	MP4B	Mx	.031	6
112	MP4C	X	114.793	4
113	MP4C	Z	0	4
114	MP4C	Mx	.017	4
115	MP4C	X	114.793	6
116	MP4C	Z	0	6
117	MP4C	Mx	.017	6

Member Point Loads (BLC 7 : Antenna Wo (120 Deg))

	Member Label	Direction	Magnitude[lb.k-ft]	Location[ft.%]
1	MP2A	X	145.767	3
2	MP2A	Z	84.158	3
3	MP2A	Mx	-.114	3
4	MP2A	X	145.767	7
5	MP2A	Z	84.158	7
6	MP2A	Mx	-.114	7
7	MP2B	X	194.263	3
8	MP2B	Z	112.158	3
9	MP2B	Mx	-.193	3
10	MP2B	X	194.263	7
11	MP2B	Z	112.158	7
12	MP2B	Mx	-.193	7
13	MP2C	X	168.459	3
14	MP2C	Z	97.26	3
15	MP2C	Mx	.245	3
16	MP2C	X	168.459	7
17	MP2C	Z	97.26	7
18	MP2C	Mx	.245	7
19	MP2A	X	145.767	3
20	MP2A	Z	84.158	3
21	MP2A	Mx	-.226	3
22	MP2A	X	145.767	7
23	MP2A	Z	84.158	7
24	MP2A	Mx	-.226	7
25	MP2B	X	194.263	3
26	MP2B	Z	112.158	3
27	MP2B	Mx	.102	3
28	MP2B	X	194.263	7
29	MP2B	Z	112.158	7
30	MP2B	Mx	.102	7
31	MP2C	X	168.459	3
32	MP2C	Z	97.26	3
33	MP2C	Mx	.047	3
34	MP2C	X	168.459	7
35	MP2C	Z	97.26	7
36	MP2C	Mx	.047	7
37	MP1A	X	162.762	.25
38	MP1A	Z	93.971	.25
39	MP1A	Mx	-.17	.25
40	MP1A	X	162.762	4.75
41	MP1A	Z	93.971	4.75
42	MP1A	Mx	-.17	4.75
43	MP1B	X	96.092	.25
44	MP1B	Z	55.479	.25



Company :
 Designer :
 Job Number :
 Model Name : 469402-VZW_MT_LO_H

May 18, 2022
 9:07 AM
 Checked By: _____

Member Point Loads (BLC 7 : Antenna Wo (120 Deg)) (Continued)

	Member Label	Direction	Magnitude[lb.k-ft]	Location[ft.%]
45	MP1B	Mx	-.02	.25
46	MP1B	X	96.092	4.75
47	MP1B	Z	55.479	4.75
48	MP1B	Mx	-.02	4.75
49	MP1C	X	131.567	.25
50	MP1C	Z	75.96	.25
51	MP1C	Mx	.102	.25
52	MP1C	X	131.567	4.75
53	MP1C	Z	75.96	4.75
54	MP1C	Mx	.102	4.75
55	MP5A	X	162.762	.25
56	MP5A	Z	93.971	.25
57	MP5A	Mx	-.17	.25
58	MP5A	X	162.762	4.75
59	MP5A	Z	93.971	4.75
60	MP5A	Mx	-.17	4.75
61	MP5B	X	96.092	.25
62	MP5B	Z	55.479	.25
63	MP5B	Mx	-.02	.25
64	MP5B	X	96.092	4.75
65	MP5B	Z	55.479	4.75
66	MP5B	Mx	-.02	4.75
67	MP5C	X	131.567	.25
68	MP5C	Z	75.96	.25
69	MP5C	Mx	.102	.25
70	MP5C	X	131.567	4.75
71	MP5C	Z	75.96	4.75
72	MP5C	Mx	.102	4.75
73	MP2A	X	12.54	6
74	MP2A	Z	7.24	6
75	MP2A	Mx	.006	6
76	MP2B	X	16.635	6
77	MP2B	Z	9.604	6
78	MP2B	Mx	.002	6
79	MP2C	X	14.456	6
80	MP2C	Z	8.346	6
81	MP2C	Mx	-.005	6
82	MP2A	X	60.548	2
83	MP2A	Z	34.957	2
84	MP2A	Mx	.059	2
85	MP2B	X	79.781	2
86	MP2B	Z	46.061	2
87	MP2B	Mx	-.068	2
88	MP2C	X	69.547	2
89	MP2C	Z	40.153	2
90	MP2C	Mx	.025	2
91	MP2A	X	52.871	2
92	MP2A	Z	30.525	2
93	MP2A	Mx	.000998	2
94	MP2B	X	79.472	2
95	MP2B	Z	45.883	2
96	MP2B	Mx	.083	2
97	MP2C	X	65.318	2
98	MP2C	Z	37.711	2
99	MP2C	Mx	-.072	2
100	MP4A	X	55.054	4
101	MP4A	Z	31.785	4



Company :
 Designer :
 Job Number :
 Model Name : 469402-VZW_MT_LO_H

May 18, 2022
 9:07 AM
 Checked By: _____

Member Point Loads (BLC 7 : Antenna Wo (120 Deg)) (Continued)

	Member Label	Direction	Magnitude[lb.k-ft]	Location[ft,%]
102	MP4A	Mx	-.046	4
103	MP4A	X	55.054	6
104	MP4A	Z	31.785	6
105	MP4A	Mx	-.046	6
106	MP4B	X	99.414	4
107	MP4B	Z	57.396	4
108	MP4B	Mx	-.017	4
109	MP4B	X	99.414	6
110	MP4B	Z	57.396	6
111	MP4B	Mx	-.017	6
112	MP4C	X	75.81	4
113	MP4C	Z	43.769	4
114	MP4C	Mx	.047	4
115	MP4C	X	75.81	6
116	MP4C	Z	43.769	6
117	MP4C	Mx	.047	6

Member Point Loads (BLC 8 : Antenna Wo (150 Deg))

	Member Label	Direction	Magnitude[lb.k-ft]	Location[ft,%]
1	MP2A	X	103.607	3
2	MP2A	Z	179.452	3
3	MP2A	Mx	-.001	3
4	MP2A	X	103.607	7
5	MP2A	Z	179.452	7
6	MP2A	Mx	-.001	7
7	MP2B	X	97.26	3
8	MP2B	Z	168.459	3
9	MP2B	Mx	-.245	3
10	MP2B	X	97.26	7
11	MP2B	Z	168.459	7
12	MP2B	Mx	-.245	7
13	MP2C	X	78.984	3
14	MP2C	Z	136.805	3
15	MP2C	Mx	.209	3
16	MP2C	X	78.984	7
17	MP2C	Z	136.805	7
18	MP2C	Mx	.209	7
19	MP2A	X	103.607	3
20	MP2A	Z	179.452	3
21	MP2A	Mx	-.241	3
22	MP2A	X	103.607	7
23	MP2A	Z	179.452	7
24	MP2A	Mx	-.241	7
25	MP2B	X	97.26	3
26	MP2B	Z	168.459	3
27	MP2B	Mx	-.047	3
28	MP2B	X	97.26	7
29	MP2B	Z	168.459	7
30	MP2B	Mx	-.047	7
31	MP2C	X	78.984	3
32	MP2C	Z	136.805	3
33	MP2C	Mx	.137	3
34	MP2C	X	78.984	7
35	MP2C	Z	136.805	7
36	MP2C	Mx	.137	7
37	MP1A	X	67.235	.25



Company :
 Designer :
 Job Number :
 Model Name : 469402-VZW_MT_LO_H

May 18, 2022
 9:07 AM
 Checked By: _____

Member Point Loads (BLC 8 : Antenna Wo (150 Deg)) (Continued)

	Member Label	Direction	Magnitude[lb.k-ft]	Location[ft,%]
38	MP1A	Z	116.454	.25
39	MP1A	Mx	-.07	.25
40	MP1A	X	67.235	4.75
41	MP1A	Z	116.454	4.75
42	MP1A	Mx	-.07	4.75
43	MP1B	X	75.96	.25
44	MP1B	Z	131.567	.25
45	MP1B	Mx	-.102	.25
46	MP1B	X	75.96	4.75
47	MP1B	Z	131.567	4.75
48	MP1B	Mx	-.102	4.75
49	MP1C	X	101.084	.25
50	MP1C	Z	175.083	.25
51	MP1C	Mx	.198	.25
52	MP1C	X	101.084	4.75
53	MP1C	Z	175.083	4.75
54	MP1C	Mx	.198	4.75
55	MP5A	X	67.235	.25
56	MP5A	Z	116.454	.25
57	MP5A	Mx	-.07	.25
58	MP5A	X	67.235	4.75
59	MP5A	Z	116.454	4.75
60	MP5A	Mx	-.07	4.75
61	MP5B	X	75.96	.25
62	MP5B	Z	131.567	.25
63	MP5B	Mx	-.102	.25
64	MP5B	X	75.96	4.75
65	MP5B	Z	131.567	4.75
66	MP5B	Mx	-.102	4.75
67	MP5C	X	101.084	.25
68	MP5C	Z	175.083	.25
69	MP5C	Mx	.198	.25
70	MP5C	X	101.084	4.75
71	MP5C	Z	175.083	4.75
72	MP5C	Mx	.198	4.75
73	MP2A	X	8.882	6
74	MP2A	Z	15.385	6
75	MP2A	Mx	.004	6
76	MP2B	X	8.346	6
77	MP2B	Z	14.456	6
78	MP2B	Mx	.005	6
79	MP2C	X	6.803	6
80	MP2C	Z	11.784	6
81	MP2C	Mx	-.006	6
82	MP2A	X	42.67	2
83	MP2A	Z	73.907	2
84	MP2A	Mx	.083	2
85	MP2B	X	40.153	2
86	MP2B	Z	69.547	2
87	MP2B	Mx	-.025	2
88	MP2C	X	32.905	2
89	MP2C	Z	56.993	2
90	MP2C	Mx	-.012	2
91	MP2A	X	41.193	2
92	MP2A	Z	71.348	2
93	MP2A	Mx	-.039	2
94	MP2B	X	37.711	2



Company :
 Designer :
 Job Number :
 Model Name : 469402-VZW_MT_LO_H

May 18, 2022
 9:07 AM
 Checked By: _____

Member Point Loads (BLC 8 : Antenna Wo (150 Deg)) (Continued)

	Member Label	Direction	Magnitude[lb.k-ft]	Location[ft.%]
95	MP2B	Z	65.318	2
96	MP2B	Mx	.072	2
97	MP2C	X	27.687	2
98	MP2C	Z	47.956	2
99	MP2C	Mx	-.042	2
100	MP4A	X	49.575	4
101	MP4A	Z	85.866	4
102	MP4A	Mx	-.041	4
103	MP4A	X	49.575	6
104	MP4A	Z	85.866	6
105	MP4A	Mx	-.041	6
106	MP4B	X	43.769	4
107	MP4B	Z	75.81	4
108	MP4B	Mx	-.047	4
109	MP4B	X	43.769	6
110	MP4B	Z	75.81	6
111	MP4B	Mx	-.047	6
112	MP4C	X	27.053	4
113	MP4C	Z	46.856	4
114	MP4C	Mx	.042	4
115	MP4C	X	27.053	6
116	MP4C	Z	46.856	6
117	MP4C	Mx	.042	6

Member Point Loads (BLC 9 : Antenna Wo (180 Deg))

	Member Label	Direction	Magnitude[lb.k-ft]	Location[ft.%]
1	MP2A	X	0	3
2	MP2A	Z	226.662	3
3	MP2A	Mx	.151	3
4	MP2A	X	0	7
5	MP2A	Z	226.662	7
6	MP2A	Mx	.151	7
7	MP2B	X	0	3
8	MP2B	Z	157.969	3
9	MP2B	Mx	-.209	3
10	MP2B	X	0	7
11	MP2B	Z	157.969	7
12	MP2B	Mx	-.209	7
13	MP2C	X	0	3
14	MP2C	Z	151.214	3
15	MP2C	Mx	.156	3
16	MP2C	X	0	7
17	MP2C	Z	151.214	7
18	MP2C	Mx	.156	7
19	MP2A	X	0	3
20	MP2A	Z	226.662	3
21	MP2A	Mx	-.151	3
22	MP2A	X	0	7
23	MP2A	Z	226.662	7
24	MP2A	Mx	-.151	7
25	MP2B	X	0	3
26	MP2B	Z	157.969	3
27	MP2B	Mx	-.137	3
28	MP2B	X	0	7
29	MP2B	Z	157.969	7
30	MP2B	Mx	-.137	7



Company :
 Designer :
 Job Number :
 Model Name : 469402-VZW_MT_LO_H

May 18, 2022
 9:07 AM
 Checked By: _____

Member Point Loads (BLC 9 : Antenna Wo (180 Deg)) (Continued)

	Member Label	Direction	Magnitude[lb.k-ft]	Location[ft. %]
31	MP2C	X	0	3
32	MP2C	Z	151.214	3
33	MP2C	Mx	.191	3
34	MP2C	X	0	7
35	MP2C	Z	151.214	7
36	MP2C	Mx	.191	7
37	MP1A	X	0	.25
38	MP1A	Z	107.733	.25
39	MP1A	Mx	0	.25
40	MP1A	X	0	4.75
41	MP1A	Z	107.733	4.75
42	MP1A	Mx	0	4.75
43	MP1B	X	0	.25
44	MP1B	Z	202.168	.25
45	MP1B	Mx	-.198	.25
46	MP1B	X	0	4.75
47	MP1B	Z	202.168	4.75
48	MP1B	Mx	-.198	4.75
49	MP1C	X	0	.25
50	MP1C	Z	211.453	.25
51	MP1C	Mx	.217	.25
52	MP1C	X	0	4.75
53	MP1C	Z	211.453	4.75
54	MP1C	Mx	.217	4.75
55	MP5A	X	0	.25
56	MP5A	Z	107.733	.25
57	MP5A	Mx	0	.25
58	MP5A	X	0	4.75
59	MP5A	Z	107.733	4.75
60	MP5A	Mx	0	4.75
61	MP5B	X	0	.25
62	MP5B	Z	202.168	.25
63	MP5B	Mx	-.198	.25
64	MP5B	X	0	4.75
65	MP5B	Z	202.168	4.75
66	MP5B	Mx	-.198	4.75
67	MP5C	X	0	.25
68	MP5C	Z	211.453	.25
69	MP5C	Mx	.217	.25
70	MP5C	X	0	4.75
71	MP5C	Z	211.453	4.75
72	MP5C	Mx	.217	4.75
73	MP2A	X	0	6
74	MP2A	Z	19.407	6
75	MP2A	Mx	0	6
76	MP2B	X	0	6
77	MP2B	Z	13.607	6
78	MP2B	Mx	.006	6
79	MP2C	X	0	6
80	MP2C	Z	13.036	6
81	MP2C	Mx	-.006	6
82	MP2A	X	0	2
83	MP2A	Z	93.053	2
84	MP2A	Mx	.078	2
85	MP2B	X	0	2
86	MP2B	Z	65.81	2
87	MP2B	Mx	.012	2



Company :
 Designer :
 Job Number :
 Model Name : 469402-VZW_MT_LO_H

May 18, 2022
 9:07 AM
 Checked By: _____

Member Point Loads (BLC 9 : Antenna Wo (180 Deg)) (Continued)

	Member Label	Direction	Magnitude[lb.k-ft]	Location[ft.%]
88	MP2C	X	0	2
89	MP2C	Z	63.132	2
90	MP2C	Mx	-.04	2
91	MP2A	X	0	2
92	MP2A	Z	93.053	2
93	MP2A	Mx	-.078	2
94	MP2B	X	0	2
95	MP2B	Z	55.375	2
96	MP2B	Mx	.042	2
97	MP2C	X	0	2
98	MP2C	Z	51.67	2
99	MP2C	Mx	-.018	2
100	MP4A	X	0	4
101	MP4A	Z	116.939	4
102	MP4A	Mx	0	4
103	MP4A	X	0	6
104	MP4A	Z	116.939	6
105	MP4A	Mx	0	6
106	MP4B	X	0	4
107	MP4B	Z	54.105	4
108	MP4B	Mx	-.042	4
109	MP4B	X	0	6
110	MP4B	Z	54.105	6
111	MP4B	Mx	-.042	6
112	MP4C	X	0	4
113	MP4C	Z	47.927	4
114	MP4C	Mx	.039	4
115	MP4C	X	0	6
116	MP4C	Z	47.927	6
117	MP4C	Mx	.039	6

Member Point Loads (BLC 10 : Antenna Wo (210 Deg))

	Member Label	Direction	Magnitude[lb.k-ft]	Location[ft.%]
1	MP2A	X	-103.607	3
2	MP2A	Z	179.452	3
3	MP2A	Mx	.241	3
4	MP2A	X	-103.607	7
5	MP2A	Z	179.452	7
6	MP2A	Mx	.241	7
7	MP2B	X	-75.607	3
8	MP2B	Z	130.956	3
9	MP2B	Mx	-.156	3
10	MP2B	X	-75.607	7
11	MP2B	Z	130.956	7
12	MP2B	Mx	-.156	7
13	MP2C	X	-90.505	3
14	MP2C	Z	156.76	3
15	MP2C	Mx	.084	3
16	MP2C	X	-90.505	7
17	MP2C	Z	156.76	7
18	MP2C	Mx	.084	7
19	MP2A	X	-103.607	3
20	MP2A	Z	179.452	3
21	MP2A	Mx	.001	3
22	MP2A	X	-103.607	7
23	MP2A	Z	179.452	7



Company :
 Designer :
 Job Number :
 Model Name : 469402-VZW_MT_LO_H

May 18, 2022
 9:07 AM
 Checked By: _____

Member Point Loads (BLC 10 : Antenna Wo (210 Deg)) (Continued)

	Member Label	Direction	Magnitude[lb.k-ft]	Location[ft,%]
24	MP2A	Mx	.001	7
25	MP2B	X	-75.607	3
26	MP2B	Z	130.956	3
27	MP2B	Mx	-.191	3
28	MP2B	X	-75.607	7
29	MP2B	Z	130.956	7
30	MP2B	Mx	-.191	7
31	MP2C	X	-90.505	3
32	MP2C	Z	156.76	3
33	MP2C	Mx	.239	3
34	MP2C	X	-90.505	7
35	MP2C	Z	156.76	7
36	MP2C	Mx	.239	7
37	MP1A	X	-67.235	.25
38	MP1A	Z	116.454	.25
39	MP1A	Mx	.07	.25
40	MP1A	X	-67.235	4.75
41	MP1A	Z	116.454	4.75
42	MP1A	Mx	.07	4.75
43	MP1B	X	-105.727	.25
44	MP1B	Z	183.124	.25
45	MP1B	Mx	-.217	.25
46	MP1B	X	-105.727	4.75
47	MP1B	Z	183.124	4.75
48	MP1B	Mx	-.217	4.75
49	MP1C	X	-85.245	.25
50	MP1C	Z	147.65	.25
51	MP1C	Mx	.136	.25
52	MP1C	X	-85.245	4.75
53	MP1C	Z	147.65	4.75
54	MP1C	Mx	.136	4.75
55	MP5A	X	-67.235	.25
56	MP5A	Z	116.454	.25
57	MP5A	Mx	.07	.25
58	MP5A	X	-67.235	4.75
59	MP5A	Z	116.454	4.75
60	MP5A	Mx	.07	4.75
61	MP5B	X	-105.727	.25
62	MP5B	Z	183.124	.25
63	MP5B	Mx	-.217	.25
64	MP5B	X	-105.727	4.75
65	MP5B	Z	183.124	4.75
66	MP5B	Mx	-.217	4.75
67	MP5C	X	-85.245	.25
68	MP5C	Z	147.65	.25
69	MP5C	Mx	.136	.25
70	MP5C	X	-85.245	4.75
71	MP5C	Z	147.65	4.75
72	MP5C	Mx	.136	4.75
73	MP2A	X	-8.882	6
74	MP2A	Z	15.385	6
75	MP2A	Mx	-.004	6
76	MP2B	X	-6.518	6
77	MP2B	Z	11.29	6
78	MP2B	Mx	.006	6
79	MP2C	X	-7.776	6
80	MP2C	Z	13.469	6



Company :
 Designer :
 Job Number :
 Model Name : 469402-VZW_MT_LO_H

May 18, 2022
 9:07 AM
 Checked By: _____

Member Point Loads (BLC 10 : Antenna Wo (210 Deg)) (Continued)

	Member Label	Direction	Magnitude[lb.k-ft]	Location[ft.%]
81	MP2C	Mx	-.006	6
82	MP2A	X	-42.67	2
83	MP2A	Z	73.907	2
84	MP2A	Mx	.04	2
85	MP2B	X	-31.566	2
86	MP2B	Z	54.674	2
87	MP2B	Mx	.04	2
88	MP2C	X	-37.474	2
89	MP2C	Z	64.907	2
90	MP2C	Mx	-.069	2
91	MP2A	X	-41.193	2
92	MP2A	Z	71.348	2
93	MP2A	Mx	-.08	2
94	MP2B	X	-25.835	2
95	MP2B	Z	44.747	2
96	MP2B	Mx	.018	2
97	MP2C	X	-34.007	2
98	MP2C	Z	58.901	2
99	MP2C	Mx	.01	2
100	MP4A	X	-49.575	4
101	MP4A	Z	85.866	4
102	MP4A	Mx	.041	4
103	MP4A	X	-49.575	6
104	MP4A	Z	85.866	6
105	MP4A	Mx	.041	6
106	MP4B	X	-23.963	4
107	MP4B	Z	41.506	4
108	MP4B	Mx	-.039	4
109	MP4B	X	-23.963	6
110	MP4B	Z	41.506	6
111	MP4B	Mx	-.039	6
112	MP4C	X	-37.591	4
113	MP4C	Z	65.109	4
114	MP4C	Mx	.048	4
115	MP4C	X	-37.591	6
116	MP4C	Z	65.109	6
117	MP4C	Mx	.048	6

Member Point Loads (BLC 11 : Antenna Wo (240 Deg))

	Member Label	Direction	Magnitude[lb.k-ft]	Location[ft.%]
1	MP2A	X	-145.767	3
2	MP2A	Z	84.158	3
3	MP2A	Mx	.226	3
4	MP2A	X	-145.767	7
5	MP2A	Z	84.158	7
6	MP2A	Mx	.226	7
7	MP2B	X	-156.76	3
8	MP2B	Z	90.505	3
9	MP2B	Mx	-.084	3
10	MP2B	X	-156.76	7
11	MP2B	Z	90.505	7
12	MP2B	Mx	-.084	7
13	MP2C	X	-188.414	3
14	MP2C	Z	108.781	3
15	MP2C	Mx	-.049	3
16	MP2C	X	-188.414	7



Company :
 Designer :
 Job Number :
 Model Name : 469402-VZW_MT_LO_H

May 18, 2022
 9:07 AM
 Checked By: _____

Member Point Loads (BLC 11 : Antenna Wo (240 Deg)) (Continued)

	Member Label	Direction	Magnitude[lb.k-ft]	Location[ft. %]
17	MP2C	Z	108.781	7
18	MP2C	Mx	-.049	7
19	MP2A	X	-145.767	3
20	MP2A	Z	84.158	3
21	MP2A	Mx	.114	3
22	MP2A	X	-145.767	7
23	MP2A	Z	84.158	7
24	MP2A	Mx	.114	7
25	MP2B	X	-156.76	3
26	MP2B	Z	90.505	3
27	MP2B	Mx	-.239	3
28	MP2B	X	-156.76	7
29	MP2B	Z	90.505	7
30	MP2B	Mx	-.239	7
31	MP2C	X	-188.414	3
32	MP2C	Z	108.781	3
33	MP2C	Mx	.223	3
34	MP2C	X	-188.414	7
35	MP2C	Z	108.781	7
36	MP2C	Mx	.223	7
37	MP1A	X	-162.762	.25
38	MP1A	Z	93.971	.25
39	MP1A	Mx	.17	.25
40	MP1A	X	-162.762	4.75
41	MP1A	Z	93.971	4.75
42	MP1A	Mx	.17	4.75
43	MP1B	X	-147.65	.25
44	MP1B	Z	85.245	.25
45	MP1B	Mx	-.136	.25
46	MP1B	X	-147.65	4.75
47	MP1B	Z	85.245	4.75
48	MP1B	Mx	-.136	4.75
49	MP1C	X	-104.134	.25
50	MP1C	Z	60.122	.25
51	MP1C	Mx	.043	.25
52	MP1C	X	-104.134	4.75
53	MP1C	Z	60.122	4.75
54	MP1C	Mx	.043	4.75
55	MP5A	X	-162.762	.25
56	MP5A	Z	93.971	.25
57	MP5A	Mx	.17	.25
58	MP5A	X	-162.762	4.75
59	MP5A	Z	93.971	4.75
60	MP5A	Mx	.17	4.75
61	MP5B	X	-147.65	.25
62	MP5B	Z	85.245	.25
63	MP5B	Mx	-.136	.25
64	MP5B	X	-147.65	4.75
65	MP5B	Z	85.245	4.75
66	MP5B	Mx	-.136	4.75
67	MP5C	X	-104.134	.25
68	MP5C	Z	60.122	.25
69	MP5C	Mx	.043	.25
70	MP5C	X	-104.134	4.75
71	MP5C	Z	60.122	4.75
72	MP5C	Mx	.043	4.75
73	MP2A	X	-12.54	6



Company :
 Designer :
 Job Number :
 Model Name : 469402-VZW_MT_LO_H

May 18, 2022
 9:07 AM
 Checked By: _____

Member Point Loads (BLC 11 : Antenna Wo (240 Deg)) (Continued)

	Member Label	Direction	Magnitude[lb.k-ft]	Location[ft.%]
74	MP2A	Z	7.24	6
75	MP2A	Mx	-.006	6
76	MP2B	X	-13.469	6
77	MP2B	Z	7.776	6
78	MP2B	Mx	.006	6
79	MP2C	X	-16.141	6
80	MP2C	Z	9.319	6
81	MP2C	Mx	-.003	6
82	MP2A	X	-60.548	2
83	MP2A	Z	34.957	2
84	MP2A	Mx	-.001	2
85	MP2B	X	-64.907	2
86	MP2B	Z	37.474	2
87	MP2B	Mx	.069	2
88	MP2C	X	-77.461	2
89	MP2C	Z	44.722	2
90	MP2C	Mx	-.085	2
91	MP2A	X	-52.871	2
92	MP2A	Z	30.525	2
93	MP2A	Mx	-.052	2
94	MP2B	X	-58.901	2
95	MP2B	Z	34.007	2
96	MP2B	Mx	-.01	2
97	MP2C	X	-76.264	2
98	MP2C	Z	44.031	2
99	MP2C	Mx	.054	2
100	MP4A	X	-55.054	4
101	MP4A	Z	31.785	4
102	MP4A	Mx	.046	4
103	MP4A	X	-55.054	6
104	MP4A	Z	31.785	6
105	MP4A	Mx	.046	6
106	MP4B	X	-65.109	4
107	MP4B	Z	37.591	4
108	MP4B	Mx	-.048	4
109	MP4B	X	-65.109	6
110	MP4B	Z	37.591	6
111	MP4B	Mx	-.048	6
112	MP4C	X	-94.063	4
113	MP4C	Z	54.307	4
114	MP4C	Mx	.031	4
115	MP4C	X	-94.063	6
116	MP4C	Z	54.307	6
117	MP4C	Mx	.031	6

Member Point Loads (BLC 12 : Antenna Wo (270 Deg))

	Member Label	Direction	Magnitude[lb.k-ft]	Location[ft.%]
1	MP2A	X	-148.869	3
2	MP2A	Z	0	3
3	MP2A	Mx	.174	3
4	MP2A	X	-148.869	7
5	MP2A	Z	0	7
6	MP2A	Mx	.174	7
7	MP2B	X	-217.562	3
8	MP2B	Z	0	3
9	MP2B	Mx	.049	3



Company :
 Designer :
 Job Number :
 Model Name : 469402-VZW_MT_LO_H

May 18, 2022
 9:07 AM
 Checked By: _____

Member Point Loads (BLC 12 : Antenna Wo (270 Deg)) (Continued)

	Member Label	Direction	Magnitude[lb.k-ft]	Location[ft,%]
10	MP2B	X	-217.562	7
11	MP2B	Z	0	7
12	MP2B	Mx	.049	7
13	MP2C	X	-224.316	3
14	MP2C	Z	0	3
15	MP2C	Mx	-.193	3
16	MP2C	X	-224.316	7
17	MP2C	Z	0	7
18	MP2C	Mx	-.193	7
19	MP2A	X	-148.869	3
20	MP2A	Z	0	3
21	MP2A	Mx	.174	3
22	MP2A	X	-148.869	7
23	MP2A	Z	0	7
24	MP2A	Mx	.174	7
25	MP2B	X	-217.562	3
26	MP2B	Z	0	3
27	MP2B	Mx	-.223	3
28	MP2B	X	-217.562	7
29	MP2B	Z	0	7
30	MP2B	Mx	-.223	7
31	MP2C	X	-224.316	3
32	MP2C	Z	0	3
33	MP2C	Mx	.102	3
34	MP2C	X	-224.316	7
35	MP2C	Z	0	7
36	MP2C	Mx	.102	7
37	MP1A	X	-214.678	.25
38	MP1A	Z	0	.25
39	MP1A	Mx	.224	.25
40	MP1A	X	-214.678	4.75
41	MP1A	Z	0	4.75
42	MP1A	Mx	.224	4.75
43	MP1B	X	-120.243	.25
44	MP1B	Z	0	.25
45	MP1B	Mx	-.043	.25
46	MP1B	X	-120.243	4.75
47	MP1B	Z	0	4.75
48	MP1B	Mx	-.043	4.75
49	MP1C	X	-110.958	.25
50	MP1C	Z	0	.25
51	MP1C	Mx	-.02	.25
52	MP1C	X	-110.958	4.75
53	MP1C	Z	0	4.75
54	MP1C	Mx	-.02	4.75
55	MP5A	X	-214.678	.25
56	MP5A	Z	0	.25
57	MP5A	Mx	.224	.25
58	MP5A	X	-214.678	4.75
59	MP5A	Z	0	4.75
60	MP5A	Mx	.224	4.75
61	MP5B	X	-120.243	.25
62	MP5B	Z	0	.25
63	MP5B	Mx	-.043	.25
64	MP5B	X	-120.243	4.75
65	MP5B	Z	0	4.75
66	MP5B	Mx	-.043	4.75



Company :
 Designer :
 Job Number :
 Model Name : 469402-VZW_MT_LO_H

May 18, 2022
 9:07 AM
 Checked By: _____

Member Point Loads (BLC 12 : Antenna Wo (270 Deg)) (Continued)

	Member Label	Direction	Magnitude[lb.k-ft]	Location[ft. %]
67	MP5C	X	-110.958	.25
68	MP5C	Z	0	.25
69	MP5C	Mx	-.02	.25
70	MP5C	X	-110.958	4.75
71	MP5C	Z	0	4.75
72	MP5C	Mx	-.02	4.75
73	MP2A	X	-12.838	6
74	MP2A	Z	0	6
75	MP2A	Mx	-.006	6
76	MP2B	X	-18.638	6
77	MP2B	Z	0	6
78	MP2B	Mx	.003	6
79	MP2C	X	-19.209	6
80	MP2C	Z	0	6
81	MP2C	Mx	.002	6
82	MP2A	X	-62.201	2
83	MP2A	Z	0	2
84	MP2A	Mx	-.031	2
85	MP2B	X	-89.444	2
86	MP2B	Z	0	2
87	MP2B	Mx	.085	2
88	MP2C	X	-92.123	2
89	MP2C	Z	0	2
90	MP2C	Mx	-.068	2
91	MP2A	X	-50.383	2
92	MP2A	Z	0	2
93	MP2A	Mx	-.025	2
94	MP2B	X	-88.062	2
95	MP2B	Z	0	2
96	MP2B	Mx	-.054	2
97	MP2C	X	-91.767	2
98	MP2C	Z	0	2
99	MP2C	Mx	.083	2
100	MP4A	X	-45.781	4
101	MP4A	Z	0	4
102	MP4A	Mx	.038	4
103	MP4A	X	-45.781	6
104	MP4A	Z	0	6
105	MP4A	Mx	.038	6
106	MP4B	X	-108.615	4
107	MP4B	Z	0	4
108	MP4B	Mx	-.031	4
109	MP4B	X	-108.615	6
110	MP4B	Z	0	6
111	MP4B	Mx	-.031	6
112	MP4C	X	-114.793	4
113	MP4C	Z	0	4
114	MP4C	Mx	-.017	4
115	MP4C	X	-114.793	6
116	MP4C	Z	0	6
117	MP4C	Mx	-.017	6

Member Point Loads (BLC 13 : Antenna Wo (300 Deg))

	Member Label	Direction	Magnitude[lb.k-ft]	Location[ft. %]
1	MP2A	X	-145.767	3
2	MP2A	Z	-84.158	3



Company :
 Designer :
 Job Number :
 Model Name : 469402-VZW_MT_LO_H

May 18, 2022
 9:07 AM
 Checked By: _____

Member Point Loads (BLC 13 : Antenna Wo (300 Deg)) (Continued)

	Member Label	Direction	Magnitude[lb.k-ft]	Location[ft.%]
60	MP5A	Mx	.17	4.75
61	MP5B	X	-96.092	.25
62	MP5B	Z	-55.479	.25
63	MP5B	Mx	.02	.25
64	MP5B	X	-96.092	4.75
65	MP5B	Z	-55.479	4.75
66	MP5B	Mx	.02	4.75
67	MP5C	X	-131.567	.25
68	MP5C	Z	-75.96	.25
69	MP5C	Mx	-.102	.25
70	MP5C	X	-131.567	4.75
71	MP5C	Z	-75.96	4.75
72	MP5C	Mx	-.102	4.75
73	MP2A	X	-12.54	6
74	MP2A	Z	-7.24	6
75	MP2A	Mx	-.006	6
76	MP2B	X	-16.635	6
77	MP2B	Z	-9.604	6
78	MP2B	Mx	-.002	6
79	MP2C	X	-14.456	6
80	MP2C	Z	-8.346	6
81	MP2C	Mx	.005	6
82	MP2A	X	-60.548	2
83	MP2A	Z	-34.957	2
84	MP2A	Mx	-.059	2
85	MP2B	X	-79.781	2
86	MP2B	Z	-46.061	2
87	MP2B	Mx	.068	2
88	MP2C	X	-69.547	2
89	MP2C	Z	-40.153	2
90	MP2C	Mx	-.025	2
91	MP2A	X	-52.871	2
92	MP2A	Z	-30.525	2
93	MP2A	Mx	-.000998	2
94	MP2B	X	-79.472	2
95	MP2B	Z	-45.883	2
96	MP2B	Mx	-.083	2
97	MP2C	X	-65.318	2
98	MP2C	Z	-37.711	2
99	MP2C	Mx	.072	2
100	MP4A	X	-55.054	4
101	MP4A	Z	-31.785	4
102	MP4A	Mx	.046	4
103	MP4A	X	-55.054	6
104	MP4A	Z	-31.785	6
105	MP4A	Mx	.046	6
106	MP4B	X	-99.414	4
107	MP4B	Z	-57.396	4
108	MP4B	Mx	.017	4
109	MP4B	X	-99.414	6
110	MP4B	Z	-57.396	6
111	MP4B	Mx	.017	6
112	MP4C	X	-75.81	4
113	MP4C	Z	-43.769	4
114	MP4C	Mx	-.047	4
115	MP4C	X	-75.81	6
116	MP4C	Z	-43.769	6



Company :
 Designer :
 Job Number :
 Model Name : 469402-VZW_MT_LO_H

May 18, 2022
 9:07 AM
 Checked By: _____

Member Point Loads (BLC 13 : Antenna Wo (300 Deg)) (Continued)

	Member Label	Direction	Magnitude[lb.k-ft]	Location[ft. %]
117	MP4C	Mx	-.047	6

Member Point Loads (BLC 14 : Antenna Wo (330 Deg))

	Member Label	Direction	Magnitude[lb.k-ft]	Location[ft. %]
1	MP2A	X	-103.607	3
2	MP2A	Z	-179.452	3
3	MP2A	Mx	.001	3
4	MP2A	X	-103.607	7
5	MP2A	Z	-179.452	7
6	MP2A	Mx	.001	7
7	MP2B	X	-97.26	3
8	MP2B	Z	-168.459	3
9	MP2B	Mx	.245	3
10	MP2B	X	-97.26	7
11	MP2B	Z	-168.459	7
12	MP2B	Mx	.245	7
13	MP2C	X	-78.984	3
14	MP2C	Z	-136.805	3
15	MP2C	Mx	-.209	3
16	MP2C	X	-78.984	7
17	MP2C	Z	-136.805	7
18	MP2C	Mx	-.209	7
19	MP2A	X	-103.607	3
20	MP2A	Z	-179.452	3
21	MP2A	Mx	.241	3
22	MP2A	X	-103.607	7
23	MP2A	Z	-179.452	7
24	MP2A	Mx	.241	7
25	MP2B	X	-97.26	3
26	MP2B	Z	-168.459	3
27	MP2B	Mx	.047	3
28	MP2B	X	-97.26	7
29	MP2B	Z	-168.459	7
30	MP2B	Mx	.047	7
31	MP2C	X	-78.984	3
32	MP2C	Z	-136.805	3
33	MP2C	Mx	-.137	3
34	MP2C	X	-78.984	7
35	MP2C	Z	-136.805	7
36	MP2C	Mx	-.137	7
37	MP1A	X	-67.235	.25
38	MP1A	Z	-116.454	.25
39	MP1A	Mx	.07	.25
40	MP1A	X	-67.235	4.75
41	MP1A	Z	-116.454	4.75
42	MP1A	Mx	.07	4.75
43	MP1B	X	-75.96	.25
44	MP1B	Z	-131.567	.25
45	MP1B	Mx	.102	.25
46	MP1B	X	-75.96	4.75
47	MP1B	Z	-131.567	4.75
48	MP1B	Mx	.102	4.75
49	MP1C	X	-101.084	.25
50	MP1C	Z	-175.083	.25
51	MP1C	Mx	-.198	.25
52	MP1C	X	-101.084	4.75

Member Point Loads (BLC 14 : Antenna Wo (330 Deg)) (Continued)

Member Label	Direction	Magnitude[lb.k-ft]	Location[ft,%]	
53	MP1C	Z	-175.083	4.75
54	MP1C	Mx	-.198	4.75
55	MP5A	X	-67.235	.25
56	MP5A	Z	-116.454	.25
57	MP5A	Mx	.07	.25
58	MP5A	X	-67.235	4.75
59	MP5A	Z	-116.454	4.75
60	MP5A	Mx	.07	4.75
61	MP5B	X	-75.96	.25
62	MP5B	Z	-131.567	.25
63	MP5B	Mx	.102	.25
64	MP5B	X	-75.96	4.75
65	MP5B	Z	-131.567	4.75
66	MP5B	Mx	.102	4.75
67	MP5C	X	-101.084	.25
68	MP5C	Z	-175.083	.25
69	MP5C	Mx	-.198	.25
70	MP5C	X	-101.084	4.75
71	MP5C	Z	-175.083	4.75
72	MP5C	Mx	-.198	4.75
73	MP2A	X	-8.882	6
74	MP2A	Z	-15.385	6
75	MP2A	Mx	-.004	6
76	MP2B	X	-8.346	6
77	MP2B	Z	-14.456	6
78	MP2B	Mx	-.005	6
79	MP2C	X	-6.803	6
80	MP2C	Z	-11.784	6
81	MP2C	Mx	.006	6
82	MP2A	X	-42.67	2
83	MP2A	Z	-73.907	2
84	MP2A	Mx	-.083	2
85	MP2B	X	-40.153	2
86	MP2B	Z	-69.547	2
87	MP2B	Mx	.025	2
88	MP2C	X	-32.905	2
89	MP2C	Z	-56.993	2
90	MP2C	Mx	.012	2
91	MP2A	X	-41.193	2
92	MP2A	Z	-71.348	2
93	MP2A	Mx	.039	2
94	MP2B	X	-37.711	2
95	MP2B	Z	-65.318	2
96	MP2B	Mx	-.072	2
97	MP2C	X	-27.687	2
98	MP2C	Z	-47.956	2
99	MP2C	Mx	.042	2
100	MP4A	X	-49.575	4
101	MP4A	Z	-85.866	4
102	MP4A	Mx	.041	4
103	MP4A	X	-49.575	6
104	MP4A	Z	-85.866	6
105	MP4A	Mx	.041	6
106	MP4B	X	-43.769	4
107	MP4B	Z	-75.81	4
108	MP4B	Mx	.047	4
109	MP4B	X	-43.769	6



Company :
 Designer :
 Job Number :
 Model Name : 469402-VZW_MT_LO_H

May 18, 2022
 9:07 AM
 Checked By: _____

Member Point Loads (BLC 14 : Antenna Wo (330 Deg)) (Continued)

	Member Label	Direction	Magnitude[lb.k-ft]	Location[ft.%]
110	MP4B	Z	-75.81	6
111	MP4B	Mx	.047	6
112	MP4C	X	-27.053	4
113	MP4C	Z	-46.856	4
114	MP4C	Mx	-.042	4
115	MP4C	X	-27.053	6
116	MP4C	Z	-46.856	6
117	MP4C	Mx	-.042	6

Member Point Loads (BLC 15 : Antenna Wi (0 Deg))

	Member Label	Direction	Magnitude[lb.k-ft]	Location[ft.%]
1	MP2A	X	0	3
2	MP2A	Z	-40.541	3
3	MP2A	Mx	-.027	3
4	MP2A	X	0	7
5	MP2A	Z	-40.541	7
6	MP2A	Mx	-.027	7
7	MP2B	X	0	3
8	MP2B	Z	-29.201	3
9	MP2B	Mx	.039	3
10	MP2B	X	0	7
11	MP2B	Z	-29.201	7
12	MP2B	Mx	.039	7
13	MP2C	X	0	3
14	MP2C	Z	-28.086	3
15	MP2C	Mx	-.029	3
16	MP2C	X	0	7
17	MP2C	Z	-28.086	7
18	MP2C	Mx	-.029	7
19	MP2A	X	0	3
20	MP2A	Z	-40.541	3
21	MP2A	Mx	.027	3
22	MP2A	X	0	7
23	MP2A	Z	-40.541	7
24	MP2A	Mx	.027	7
25	MP2B	X	0	3
26	MP2B	Z	-29.201	3
27	MP2B	Mx	.025	3
28	MP2B	X	0	7
29	MP2B	Z	-29.201	7
30	MP2B	Mx	.025	7
31	MP2C	X	0	3
32	MP2C	Z	-28.086	3
33	MP2C	Mx	-.036	3
34	MP2C	X	0	7
35	MP2C	Z	-28.086	7
36	MP2C	Mx	-.036	7
37	MP1A	X	0	.25
38	MP1A	Z	-20.697	.25
39	MP1A	Mx	0	.25
40	MP1A	X	0	4.75
41	MP1A	Z	-20.697	4.75
42	MP1A	Mx	0	4.75
43	MP1B	X	0	.25
44	MP1B	Z	-36.415	.25
45	MP1B	Mx	.036	.25



Company :
 Designer :
 Job Number :
 Model Name : 469402-VZW_MT_LO_H

May 18, 2022
 9:07 AM
 Checked By: _____

Member Point Loads (BLC 15 : Antenna Wi (0 Deg)) (Continued)

	Member Label	Direction	Magnitude[lb.k-ft]	Location[ft.%]
46	MP1B	X	0	4.75
47	MP1B	Z	-36.415	4.75
48	MP1B	Mx	.036	4.75
49	MP1C	X	0	.25
50	MP1C	Z	-37.96	.25
51	MP1C	Mx	-.039	.25
52	MP1C	X	0	4.75
53	MP1C	Z	-37.96	4.75
54	MP1C	Mx	-.039	4.75
55	MP5A	X	0	.25
56	MP5A	Z	-20.697	.25
57	MP5A	Mx	0	.25
58	MP5A	X	0	4.75
59	MP5A	Z	-20.697	4.75
60	MP5A	Mx	0	4.75
61	MP5B	X	0	.25
62	MP5B	Z	-36.415	.25
63	MP5B	Mx	.036	.25
64	MP5B	X	0	4.75
65	MP5B	Z	-36.415	4.75
66	MP5B	Mx	.036	4.75
67	MP5C	X	0	.25
68	MP5C	Z	-37.96	.25
69	MP5C	Mx	-.039	.25
70	MP5C	X	0	4.75
71	MP5C	Z	-37.96	4.75
72	MP5C	Mx	-.039	4.75
73	MP2A	X	0	6
74	MP2A	Z	-4.212	6
75	MP2A	Mx	0	6
76	MP2B	X	0	6
77	MP2B	Z	-3.557	6
78	MP2B	Mx	-.002	6
79	MP2C	X	0	6
80	MP2C	Z	-3.492	6
81	MP2C	Mx	.002	6
82	MP2A	X	0	2
83	MP2A	Z	-18.237	2
84	MP2A	Mx	-.015	2
85	MP2B	X	0	2
86	MP2B	Z	-13.354	2
87	MP2B	Mx	-.002	2
88	MP2C	X	0	2
89	MP2C	Z	-12.874	2
90	MP2C	Mx	.008	2
91	MP2A	X	0	2
92	MP2A	Z	-18.237	2
93	MP2A	Mx	.015	2
94	MP2B	X	0	2
95	MP2B	Z	-11.499	2
96	MP2B	Mx	-.009	2
97	MP2C	X	0	2
98	MP2C	Z	-10.836	2
99	MP2C	Mx	.004	2
100	MP4A	X	0	4
101	MP4A	Z	-21.588	4
102	MP4A	Mx	0	4



Company :
 Designer :
 Job Number :
 Model Name : 469402-VZW_MT_LO_H

May 18, 2022
 9:07 AM
 Checked By: _____

Member Point Loads (BLC 15 : Antenna Wi (0 Deg)) (Continued)

	Member Label	Direction	Magnitude[lb.k-ft]	Location[ft.%]
103	MP4A	X	0	6
104	MP4A	Z	-21.588	6
105	MP4A	Mx	0	6
106	MP4B	X	0	4
107	MP4B	Z	-10.675	4
108	MP4B	Mx	.008	4
109	MP4B	X	0	6
110	MP4B	Z	-10.675	6
111	MP4B	Mx	.008	6
112	MP4C	X	0	4
113	MP4C	Z	-9.602	4
114	MP4C	Mx	-.008	4
115	MP4C	X	0	6
116	MP4C	Z	-9.602	6
117	MP4C	Mx	-.008	6

Member Point Loads (BLC 16 : Antenna Wi (30 Deg))

	Member Label	Direction	Magnitude[lb.k-ft]	Location[ft.%]
1	MP2A	X	18.665	3
2	MP2A	Z	-32.329	3
3	MP2A	Mx	-.043	3
4	MP2A	X	18.665	7
5	MP2A	Z	-32.329	7
6	MP2A	Mx	-.043	7
7	MP2B	X	14.043	3
8	MP2B	Z	-24.323	3
9	MP2B	Mx	.029	3
10	MP2B	X	14.043	7
11	MP2B	Z	-24.323	7
12	MP2B	Mx	.029	7
13	MP2C	X	16.502	3
14	MP2C	Z	-28.583	3
15	MP2C	Mx	-.015	3
16	MP2C	X	16.502	7
17	MP2C	Z	-28.583	7
18	MP2C	Mx	-.015	7
19	MP2A	X	18.665	3
20	MP2A	Z	-32.329	3
21	MP2A	Mx	-.000223	3
22	MP2A	X	18.665	7
23	MP2A	Z	-32.329	7
24	MP2A	Mx	-.000223	7
25	MP2B	X	14.043	3
26	MP2B	Z	-24.323	3
27	MP2B	Mx	.036	3
28	MP2B	X	14.043	7
29	MP2B	Z	-24.323	7
30	MP2B	Mx	.036	7
31	MP2C	X	16.502	3
32	MP2C	Z	-28.583	3
33	MP2C	Mx	-.044	3
34	MP2C	X	16.502	7
35	MP2C	Z	-28.583	7
36	MP2C	Mx	-.044	7
37	MP1A	X	12.574	.25
38	MP1A	Z	-21.778	.25



Company :
 Designer :
 Job Number :
 Model Name : 469402-VZW_MT_LO_H

May 18, 2022
 9:07 AM
 Checked By: _____

Member Point Loads (BLC 16 : Antenna Wi (30 Deg)) (Continued)

	Member Label	Direction	Magnitude[lb.k-ft]	Location[ft.%]
39	MP1A	Mx	-.013	.25
40	MP1A	X	12.574	4.75
41	MP1A	Z	-21.778	4.75
42	MP1A	Mx	-.013	4.75
43	MP1B	X	18.98	.25
44	MP1B	Z	-32.874	.25
45	MP1B	Mx	.039	.25
46	MP1B	X	18.98	4.75
47	MP1B	Z	-32.874	4.75
48	MP1B	Mx	.039	4.75
49	MP1C	X	15.571	.25
50	MP1C	Z	-26.97	.25
51	MP1C	Mx	-.025	.25
52	MP1C	X	15.571	4.75
53	MP1C	Z	-26.97	4.75
54	MP1C	Mx	-.025	4.75
55	MP5A	X	12.574	.25
56	MP5A	Z	-21.778	.25
57	MP5A	Mx	-.013	.25
58	MP5A	X	12.574	4.75
59	MP5A	Z	-21.778	4.75
60	MP5A	Mx	-.013	4.75
61	MP5B	X	18.98	.25
62	MP5B	Z	-32.874	.25
63	MP5B	Mx	.039	.25
64	MP5B	X	18.98	4.75
65	MP5B	Z	-32.874	4.75
66	MP5B	Mx	.039	4.75
67	MP5C	X	15.571	.25
68	MP5C	Z	-26.97	.25
69	MP5C	Mx	-.025	.25
70	MP5C	X	15.571	4.75
71	MP5C	Z	-26.97	4.75
72	MP5C	Mx	-.025	4.75
73	MP2A	X	2.013	6
74	MP2A	Z	-3.487	6
75	MP2A	Mx	.001	6
76	MP2B	X	1.746	6
77	MP2B	Z	-3.024	6
78	MP2B	Mx	-.002	6
79	MP2C	X	1.888	6
80	MP2C	Z	-3.271	6
81	MP2C	Mx	.001	6
82	MP2A	X	8.427	2
83	MP2A	Z	-14.597	2
84	MP2A	Mx	-.008	2
85	MP2B	X	6.437	2
86	MP2B	Z	-11.149	2
87	MP2B	Mx	-.008	2
88	MP2C	X	7.496	2
89	MP2C	Z	-12.984	2
90	MP2C	Mx	.014	2
91	MP2A	X	8.165	2
92	MP2A	Z	-14.142	2
93	MP2A	Mx	.016	2
94	MP2B	X	5.418	2
95	MP2B	Z	-9.384	2



Company :
 Designer :
 Job Number :
 Model Name : 469402-VZW_MT_LO_H

May 18, 2022
 9:07 AM
 Checked By: _____

Member Point Loads (BLC 16 : Antenna Wi (30 Deg)) (Continued)

	Member Label	Direction	Magnitude[lb,k-ft]	Location[ft,%]
96	MP2B	Mx	-.004	2
97	MP2C	X	6.88	2
98	MP2C	Z	-11.916	2
99	MP2C	Mx	-.002	2
100	MP4A	X	9.249	4
101	MP4A	Z	-16.02	4
102	MP4A	Mx	-.008	4
103	MP4A	X	9.249	6
104	MP4A	Z	-16.02	6
105	MP4A	Mx	-.008	6
106	MP4B	X	4.801	4
107	MP4B	Z	-8.315	4
108	MP4B	Mx	.008	4
109	MP4B	X	4.801	6
110	MP4B	Z	-8.315	6
111	MP4B	Mx	.008	6
112	MP4C	X	7.168	4
113	MP4C	Z	-12.415	4
114	MP4C	Mx	-.009	4
115	MP4C	X	7.168	6
116	MP4C	Z	-12.415	6
117	MP4C	Mx	-.009	6

Member Point Loads (BLC 17 : Antenna Wi (60 Deg))

	Member Label	Direction	Magnitude[lb,k-ft]	Location[ft,%]
1	MP2A	X	26.768	3
2	MP2A	Z	-15.455	3
3	MP2A	Mx	-.042	3
4	MP2A	X	26.768	7
5	MP2A	Z	-15.455	7
6	MP2A	Mx	-.042	7
7	MP2B	X	28.583	3
8	MP2B	Z	-16.502	3
9	MP2B	Mx	.015	3
10	MP2B	X	28.583	7
11	MP2B	Z	-16.502	7
12	MP2B	Mx	.015	7
13	MP2C	X	33.809	3
14	MP2C	Z	-19.519	3
15	MP2C	Mx	.009	3
16	MP2C	X	33.809	7
17	MP2C	Z	-19.519	7
18	MP2C	Mx	.009	7
19	MP2A	X	26.768	3
20	MP2A	Z	-15.455	3
21	MP2A	Mx	-.021	3
22	MP2A	X	26.768	7
23	MP2A	Z	-15.455	7
24	MP2A	Mx	-.021	7
25	MP2B	X	28.583	3
26	MP2B	Z	-16.502	3
27	MP2B	Mx	.044	3
28	MP2B	X	28.583	7
29	MP2B	Z	-16.502	7
30	MP2B	Mx	.044	7
31	MP2C	X	33.809	3



Company :
 Designer :
 Job Number :
 Model Name : 469402-VZW_MT_LO_H

May 18, 2022
 9:07 AM
 Checked By: _____

Member Point Loads (BLC 17 : Antenna Wi (60 Deg)) (Continued)

	Member Label	Direction	Magnitude[lb.k-ft]	Location[ft.%]
32	MP2C	Z	-19.519	3
33	MP2C	Mx	-.04	3
34	MP2C	X	33.809	7
35	MP2C	Z	-19.519	7
36	MP2C	Mx	-.04	7
37	MP1A	X	29.485	.25
38	MP1A	Z	-17.023	.25
39	MP1A	Mx	-.031	.25
40	MP1A	X	29.485	4.75
41	MP1A	Z	-17.023	4.75
42	MP1A	Mx	-.031	4.75
43	MP1B	X	26.97	.25
44	MP1B	Z	-15.571	.25
45	MP1B	Mx	.025	.25
46	MP1B	X	26.97	4.75
47	MP1B	Z	-15.571	4.75
48	MP1B	Mx	.025	4.75
49	MP1C	X	19.728	.25
50	MP1C	Z	-11.39	.25
51	MP1C	Mx	-.008	.25
52	MP1C	X	19.728	4.75
53	MP1C	Z	-11.39	4.75
54	MP1C	Mx	-.008	4.75
55	MP5A	X	29.485	.25
56	MP5A	Z	-17.023	.25
57	MP5A	Mx	-.031	.25
58	MP5A	X	29.485	4.75
59	MP5A	Z	-17.023	4.75
60	MP5A	Mx	-.031	4.75
61	MP5B	X	26.97	.25
62	MP5B	Z	-15.571	.25
63	MP5B	Mx	.025	.25
64	MP5B	X	26.97	4.75
65	MP5B	Z	-15.571	4.75
66	MP5B	Mx	.025	4.75
67	MP5C	X	19.728	.25
68	MP5C	Z	-11.39	.25
69	MP5C	Mx	-.008	.25
70	MP5C	X	19.728	4.75
71	MP5C	Z	-11.39	4.75
72	MP5C	Mx	-.008	4.75
73	MP2A	X	3.166	6
74	MP2A	Z	-1.828	6
75	MP2A	Mx	.002	6
76	MP2B	X	3.271	6
77	MP2B	Z	-1.888	6
78	MP2B	Mx	-.001	6
79	MP2C	X	3.572	6
80	MP2C	Z	-2.063	6
81	MP2C	Mx	.000706	6
82	MP2A	X	12.202	2
83	MP2A	Z	-7.045	2
84	MP2A	Mx	.00023	2
85	MP2B	X	12.984	2
86	MP2B	Z	-7.496	2
87	MP2B	Mx	-.014	2
88	MP2C	X	15.234	2



Company :
 Designer :
 Job Number :
 Model Name : 469402-VZW_MT_LO_H

May 18, 2022
 9:07 AM
 Checked By: _____

Member Point Loads (BLC 17 : Antenna Wi (60 Deg)) (Continued)

	Member Label	Direction	Magnitude[lb.k-ft]	Location[ft.%]
89	MP2C	Z	-8.795	2
90	MP2C	Mx	.017	2
91	MP2A	X	10.837	2
92	MP2A	Z	-6.257	2
93	MP2A	Mx	.011	2
94	MP2B	X	11.916	2
95	MP2B	Z	-6.88	2
96	MP2B	Mx	.002	2
97	MP2C	X	15.021	2
98	MP2C	Z	-8.672	2
99	MP2C	Mx	-.011	2
100	MP4A	X	10.668	4
101	MP4A	Z	-6.159	4
102	MP4A	Mx	-.009	4
103	MP4A	X	10.668	6
104	MP4A	Z	-6.159	6
105	MP4A	Mx	-.009	6
106	MP4B	X	12.415	4
107	MP4B	Z	-7.168	4
108	MP4B	Mx	.009	4
109	MP4B	X	12.415	6
110	MP4B	Z	-7.168	6
111	MP4B	Mx	.009	6
112	MP4C	X	17.443	4
113	MP4C	Z	-10.071	4
114	MP4C	Mx	-.006	4
115	MP4C	X	17.443	6
116	MP4C	Z	-10.071	6
117	MP4C	Mx	-.006	6

Member Point Loads (BLC 18 : Antenna Wi (90 Deg))

	Member Label	Direction	Magnitude[lb.k-ft]	Location[ft.%]
1	MP2A	X	27.698	3
2	MP2A	Z	0	3
3	MP2A	Mx	-.032	3
4	MP2A	X	27.698	7
5	MP2A	Z	0	7
6	MP2A	Mx	-.032	7
7	MP2B	X	39.039	3
8	MP2B	Z	0	3
9	MP2B	Mx	-.009	3
10	MP2B	X	39.039	7
11	MP2B	Z	0	7
12	MP2B	Mx	-.009	7
13	MP2C	X	40.154	3
14	MP2C	Z	0	3
15	MP2C	Mx	.034	3
16	MP2C	X	40.154	7
17	MP2C	Z	0	7
18	MP2C	Mx	.034	7
19	MP2A	X	27.698	3
20	MP2A	Z	0	3
21	MP2A	Mx	-.032	3
22	MP2A	X	27.698	7
23	MP2A	Z	0	7
24	MP2A	Mx	-.032	7



Company :
 Designer :
 Job Number :
 Model Name : 469402-VZW_MT_LO_H

May 18, 2022
 9:07 AM
 Checked By: _____

Member Point Loads (BLC 18 : Antenna Wi (90 Deg)) (Continued)

	Member Label	Direction	Magnitude[lb.k-ft]	Location[ft.%]
25	MP2B	X	39.039	3
26	MP2B	Z	0	3
27	MP2B	Mx	.04	3
28	MP2B	X	39.039	7
29	MP2B	Z	0	7
30	MP2B	Mx	.04	7
31	MP2C	X	40.154	3
32	MP2C	Z	0	3
33	MP2C	Mx	-.018	3
34	MP2C	X	40.154	7
35	MP2C	Z	0	7
36	MP2C	Mx	-.018	7
37	MP1A	X	38.497	.25
38	MP1A	Z	0	.25
39	MP1A	Mx	-.04	.25
40	MP1A	X	38.497	4.75
41	MP1A	Z	0	4.75
42	MP1A	Mx	-.04	4.75
43	MP1B	X	22.78	.25
44	MP1B	Z	0	.25
45	MP1B	Mx	.008	.25
46	MP1B	X	22.78	4.75
47	MP1B	Z	0	4.75
48	MP1B	Mx	.008	4.75
49	MP1C	X	21.234	.25
50	MP1C	Z	0	.25
51	MP1C	Mx	.004	.25
52	MP1C	X	21.234	4.75
53	MP1C	Z	0	4.75
54	MP1C	Mx	.004	4.75
55	MP5A	X	38.497	.25
56	MP5A	Z	0	.25
57	MP5A	Mx	-.04	.25
58	MP5A	X	38.497	4.75
59	MP5A	Z	0	4.75
60	MP5A	Mx	-.04	4.75
61	MP5B	X	22.78	.25
62	MP5B	Z	0	.25
63	MP5B	Mx	.008	.25
64	MP5B	X	22.78	4.75
65	MP5B	Z	0	4.75
66	MP5B	Mx	.008	4.75
67	MP5C	X	21.234	.25
68	MP5C	Z	0	.25
69	MP5C	Mx	.004	.25
70	MP5C	X	21.234	4.75
71	MP5C	Z	0	4.75
72	MP5C	Mx	.004	4.75
73	MP2A	X	3.47	6
74	MP2A	Z	0	6
75	MP2A	Mx	.002	6
76	MP2B	X	4.125	6
77	MP2B	Z	0	6
78	MP2B	Mx	-.000705	6
79	MP2C	X	4.189	6
80	MP2C	Z	0	6
81	MP2C	Mx	-.000364	6



Company :
 Designer :
 Job Number :
 Model Name : 469402-VZW_MT_LO_H

May 18, 2022
 9:07 AM
 Checked By: _____

Member Point Loads (BLC 18 : Antenna Wi (90 Deg)) (Continued)

	Member Label	Direction	Magnitude[lb.k-ft]	Location[ft,%]
82	MP2A	X	12.707	2
83	MP2A	Z	0	2
84	MP2A	Mx	.006	2
85	MP2B	X	17.591	2
86	MP2B	Z	0	2
87	MP2B	Mx	-.017	2
88	MP2C	X	18.071	2
89	MP2C	Z	0	2
90	MP2C	Mx	.013	2
91	MP2A	X	10.606	2
92	MP2A	Z	0	2
93	MP2A	Mx	.005	2
94	MP2B	X	17.345	2
95	MP2B	Z	0	2
96	MP2B	Mx	.011	2
97	MP2C	X	18.007	2
98	MP2C	Z	0	2
99	MP2C	Mx	-.016	2
100	MP4A	X	9.229	4
101	MP4A	Z	0	4
102	MP4A	Mx	-.008	4
103	MP4A	X	9.229	6
104	MP4A	Z	0	6
105	MP4A	Mx	-.008	6
106	MP4B	X	20.142	4
107	MP4B	Z	0	4
108	MP4B	Mx	.006	4
109	MP4B	X	20.142	6
110	MP4B	Z	0	6
111	MP4B	Mx	.006	6
112	MP4C	X	21.215	4
113	MP4C	Z	0	4
114	MP4C	Mx	.003	4
115	MP4C	X	21.215	6
116	MP4C	Z	0	6
117	MP4C	Mx	.003	6

Member Point Loads (BLC 19 : Antenna Wi (120 Deg))

	Member Label	Direction	Magnitude[lb.k-ft]	Location[ft,%]
1	MP2A	X	26.768	3
2	MP2A	Z	15.455	3
3	MP2A	Mx	-.021	3
4	MP2A	X	26.768	7
5	MP2A	Z	15.455	7
6	MP2A	Mx	-.021	7
7	MP2B	X	34.774	3
8	MP2B	Z	20.077	3
9	MP2B	Mx	-.034	3
10	MP2B	X	34.774	7
11	MP2B	Z	20.077	7
12	MP2B	Mx	-.034	7
13	MP2C	X	30.514	3
14	MP2C	Z	17.617	3
15	MP2C	Mx	.044	3
16	MP2C	X	30.514	7
17	MP2C	Z	17.617	7



Company :
 Designer :
 Job Number :
 Model Name : 469402-VZW_MT_LO_H

May 18, 2022
 9:07 AM
 Checked By: _____

Member Point Loads (BLC 19 : Antenna Wi (120 Deg)) (Continued)

	Member Label	Direction	Magnitude[lb.k-ft]	Location[ft,%]
18	MP2C	Mx	.044	7
19	MP2A	X	26.768	3
20	MP2A	Z	15.455	3
21	MP2A	Mx	-.042	3
22	MP2A	X	26.768	7
23	MP2A	Z	15.455	7
24	MP2A	Mx	-.042	7
25	MP2B	X	34.774	3
26	MP2B	Z	20.077	3
27	MP2B	Mx	.018	3
28	MP2B	X	34.774	7
29	MP2B	Z	20.077	7
30	MP2B	Mx	.018	7
31	MP2C	X	30.514	3
32	MP2C	Z	17.617	3
33	MP2C	Mx	.008	3
34	MP2C	X	30.514	7
35	MP2C	Z	17.617	7
36	MP2C	Mx	.008	7
37	MP1A	X	29.485	.25
38	MP1A	Z	17.023	.25
39	MP1A	Mx	-.031	.25
40	MP1A	X	29.485	4.75
41	MP1A	Z	17.023	4.75
42	MP1A	Mx	-.031	4.75
43	MP1B	X	18.389	.25
44	MP1B	Z	10.617	.25
45	MP1B	Mx	-.004	.25
46	MP1B	X	18.389	4.75
47	MP1B	Z	10.617	4.75
48	MP1B	Mx	-.004	4.75
49	MP1C	X	24.293	.25
50	MP1C	Z	14.026	.25
51	MP1C	Mx	.019	.25
52	MP1C	X	24.293	4.75
53	MP1C	Z	14.026	4.75
54	MP1C	Mx	.019	4.75
55	MP5A	X	29.485	.25
56	MP5A	Z	17.023	.25
57	MP5A	Mx	-.031	.25
58	MP5A	X	29.485	4.75
59	MP5A	Z	17.023	4.75
60	MP5A	Mx	-.031	4.75
61	MP5B	X	18.389	.25
62	MP5B	Z	10.617	.25
63	MP5B	Mx	-.004	.25
64	MP5B	X	18.389	4.75
65	MP5B	Z	10.617	4.75
66	MP5B	Mx	-.004	4.75
67	MP5C	X	24.293	.25
68	MP5C	Z	14.026	.25
69	MP5C	Mx	.019	.25
70	MP5C	X	24.293	4.75
71	MP5C	Z	14.026	4.75
72	MP5C	Mx	.019	4.75
73	MP2A	X	3.166	6
74	MP2A	Z	1.828	6

Member Point Loads (BLC 19 : Antenna Wi (120 Deg)) (Continued)

	Member Label	Direction	Magnitude[lb.k-ft]	Location[ft. %]
75	MP2A	Mx	.002	6
76	MP2B	X	3.628	6
77	MP2B	Z	2.095	6
78	MP2B	Mx	.000364	6
79	MP2C	X	3.382	6
80	MP2C	Z	1.953	6
81	MP2C	Mx	-.001	6
82	MP2A	X	12.202	2
83	MP2A	Z	7.045	2
84	MP2A	Mx	.012	2
85	MP2B	X	15.65	2
86	MP2B	Z	9.035	2
87	MP2B	Mx	-.013	2
88	MP2C	X	13.815	2
89	MP2C	Z	7.976	2
90	MP2C	Mx	.005	2
91	MP2A	X	10.837	2
92	MP2A	Z	6.257	2
93	MP2A	Mx	.000204	2
94	MP2B	X	15.595	2
95	MP2B	Z	9.004	2
96	MP2B	Mx	.016	2
97	MP2C	X	13.063	2
98	MP2C	Z	7.542	2
99	MP2C	Mx	-.014	2
100	MP4A	X	10.668	4
101	MP4A	Z	6.159	4
102	MP4A	Mx	-.009	4
103	MP4A	X	10.668	6
104	MP4A	Z	6.159	6
105	MP4A	Mx	-.009	6
106	MP4B	X	18.373	4
107	MP4B	Z	10.607	4
108	MP4B	Mx	-.003	4
109	MP4B	X	18.373	6
110	MP4B	Z	10.607	6
111	MP4B	Mx	-.003	6
112	MP4C	X	14.273	4
113	MP4C	Z	8.241	4
114	MP4C	Mx	.009	4
115	MP4C	X	14.273	6
116	MP4C	Z	8.241	6
117	MP4C	Mx	.009	6

Member Point Loads (BLC 20 : Antenna Wi (150 Deg))

	Member Label	Direction	Magnitude[lb.k-ft]	Location[ft. %]
1	MP2A	X	18.665	3
2	MP2A	Z	32.329	3
3	MP2A	Mx	-.000223	3
4	MP2A	X	18.665	7
5	MP2A	Z	32.329	7
6	MP2A	Mx	-.000223	7
7	MP2B	X	17.617	3
8	MP2B	Z	30.514	3
9	MP2B	Mx	-.044	3
10	MP2B	X	17.617	7



Company :
 Designer :
 Job Number :
 Model Name : 469402-VZW_MT_LO_H

May 18, 2022
 9:07 AM
 Checked By: _____

Member Point Loads (BLC 20 : Antenna Wi (150 Deg)) (Continued)

	Member Label	Direction	Magnitude[lb.k-ft]	Location[ft.%]
68	MP5C	Z	31.536	.25
69	MP5C	Mx	.036	.25
70	MP5C	X	18.207	4.75
71	MP5C	Z	31.536	4.75
72	MP5C	Mx	.036	4.75
73	MP2A	X	2.013	6
74	MP2A	Z	3.487	6
75	MP2A	Mx	.001	6
76	MP2B	X	1.953	6
77	MP2B	Z	3.382	6
78	MP2B	Mx	.001	6
79	MP2C	X	1.778	6
80	MP2C	Z	3.08	6
81	MP2C	Mx	-.002	6
82	MP2A	X	8.427	2
83	MP2A	Z	14.597	2
84	MP2A	Mx	.016	2
85	MP2B	X	7.976	2
86	MP2B	Z	13.815	2
87	MP2B	Mx	-.005	2
88	MP2C	X	6.677	2
89	MP2C	Z	11.565	2
90	MP2C	Mx	-.002	2
91	MP2A	X	8.165	2
92	MP2A	Z	14.142	2
93	MP2A	Mx	-.008	2
94	MP2B	X	7.542	2
95	MP2B	Z	13.063	2
96	MP2B	Mx	.014	2
97	MP2C	X	5.749	2
98	MP2C	Z	9.958	2
99	MP2C	Mx	-.009	2
100	MP4A	X	9.249	4
101	MP4A	Z	16.02	4
102	MP4A	Mx	-.008	4
103	MP4A	X	9.249	6
104	MP4A	Z	16.02	6
105	MP4A	Mx	-.008	6
106	MP4B	X	8.241	4
107	MP4B	Z	14.273	4
108	MP4B	Mx	-.009	4
109	MP4B	X	8.241	6
110	MP4B	Z	14.273	6
111	MP4B	Mx	-.009	6
112	MP4C	X	5.337	4
113	MP4C	Z	9.245	4
114	MP4C	Mx	.008	4
115	MP4C	X	5.337	6
116	MP4C	Z	9.245	6
117	MP4C	Mx	.008	6

Member Point Loads (BLC 21 : Antenna Wi (180 Deg))

	Member Label	Direction	Magnitude[lb.k-ft]	Location[ft.%]
1	MP2A	X	0	3
2	MP2A	Z	40.541	3
3	MP2A	Mx	.027	3



Company :
 Designer :
 Job Number :
 Model Name : 469402-VZW_MT_LO_H

May 18, 2022
 9:07 AM
 Checked By: _____

Member Point Loads (BLC 21 : Antenna Wi (180 Deg)) (Continued)

	Member Label	Direction	Magnitude[lb.k-ft]	Location[ft. %]
4	MP2A	X	0	7
5	MP2A	Z	40.541	7
6	MP2A	Mx	.027	7
7	MP2B	X	0	3
8	MP2B	Z	29.201	3
9	MP2B	Mx	-.039	3
10	MP2B	X	0	7
11	MP2B	Z	29.201	7
12	MP2B	Mx	-.039	7
13	MP2C	X	0	3
14	MP2C	Z	28.086	3
15	MP2C	Mx	.029	3
16	MP2C	X	0	7
17	MP2C	Z	28.086	7
18	MP2C	Mx	.029	7
19	MP2A	X	0	3
20	MP2A	Z	40.541	3
21	MP2A	Mx	-.027	3
22	MP2A	X	0	7
23	MP2A	Z	40.541	7
24	MP2A	Mx	-.027	7
25	MP2B	X	0	3
26	MP2B	Z	29.201	3
27	MP2B	Mx	-.025	3
28	MP2B	X	0	7
29	MP2B	Z	29.201	7
30	MP2B	Mx	-.025	7
31	MP2C	X	0	3
32	MP2C	Z	28.086	3
33	MP2C	Mx	.036	3
34	MP2C	X	0	7
35	MP2C	Z	28.086	7
36	MP2C	Mx	.036	7
37	MP1A	X	0	.25
38	MP1A	Z	20.697	.25
39	MP1A	Mx	0	.25
40	MP1A	X	0	4.75
41	MP1A	Z	20.697	4.75
42	MP1A	Mx	0	4.75
43	MP1B	X	0	.25
44	MP1B	Z	36.415	.25
45	MP1B	Mx	-.036	.25
46	MP1B	X	0	4.75
47	MP1B	Z	36.415	4.75
48	MP1B	Mx	-.036	4.75
49	MP1C	X	0	.25
50	MP1C	Z	37.96	.25
51	MP1C	Mx	.039	.25
52	MP1C	X	0	4.75
53	MP1C	Z	37.96	4.75
54	MP1C	Mx	.039	4.75
55	MP5A	X	0	.25
56	MP5A	Z	20.697	.25
57	MP5A	Mx	0	.25
58	MP5A	X	0	4.75
59	MP5A	Z	20.697	4.75
60	MP5A	Mx	0	4.75



Company :
 Designer :
 Job Number :
 Model Name : 469402-VZW_MT_LO_H

May 18, 2022
 9:07 AM
 Checked By: _____

Member Point Loads (BLC 21 : Antenna Wi (180 Deg)) (Continued)

	Member Label	Direction	Magnitude[lb.k-ft]	Location[ft.%]
61	MP5B	X	0	.25
62	MP5B	Z	36.415	.25
63	MP5B	Mx	-.036	.25
64	MP5B	X	0	4.75
65	MP5B	Z	36.415	4.75
66	MP5B	Mx	-.036	4.75
67	MP5C	X	0	.25
68	MP5C	Z	37.96	.25
69	MP5C	Mx	.039	.25
70	MP5C	X	0	4.75
71	MP5C	Z	37.96	4.75
72	MP5C	Mx	.039	4.75
73	MP2A	X	0	6
74	MP2A	Z	4.212	6
75	MP2A	Mx	0	6
76	MP2B	X	0	6
77	MP2B	Z	3.557	6
78	MP2B	Mx	.002	6
79	MP2C	X	0	6
80	MP2C	Z	3.492	6
81	MP2C	Mx	-.002	6
82	MP2A	X	0	2
83	MP2A	Z	18.237	2
84	MP2A	Mx	.015	2
85	MP2B	X	0	2
86	MP2B	Z	13.354	2
87	MP2B	Mx	.002	2
88	MP2C	X	0	2
89	MP2C	Z	12.874	2
90	MP2C	Mx	-.008	2
91	MP2A	X	0	2
92	MP2A	Z	18.237	2
93	MP2A	Mx	-.015	2
94	MP2B	X	0	2
95	MP2B	Z	11.499	2
96	MP2B	Mx	.009	2
97	MP2C	X	0	2
98	MP2C	Z	10.836	2
99	MP2C	Mx	-.004	2
100	MP4A	X	0	4
101	MP4A	Z	21.588	4
102	MP4A	Mx	0	4
103	MP4A	X	0	6
104	MP4A	Z	21.588	6
105	MP4A	Mx	0	6
106	MP4B	X	0	4
107	MP4B	Z	10.675	4
108	MP4B	Mx	-.008	4
109	MP4B	X	0	6
110	MP4B	Z	10.675	6
111	MP4B	Mx	-.008	6
112	MP4C	X	0	4
113	MP4C	Z	9.602	4
114	MP4C	Mx	.008	4
115	MP4C	X	0	6
116	MP4C	Z	9.602	6
117	MP4C	Mx	.008	6



Company :
 Designer :
 Job Number :
 Model Name : 469402-VZW_MT_LO_H

May 18, 2022
 9:07 AM
 Checked By: _____

Member Point Loads (BLC 22 : Antenna Wi (210 Deg))

	Member Label	Direction	Magnitude[lb.k-ft]	Location[ft,%]
1	MP2A	X	-18.665	3
2	MP2A	Z	32.329	3
3	MP2A	Mx	.043	3
4	MP2A	X	-18.665	7
5	MP2A	Z	32.329	7
6	MP2A	Mx	.043	7
7	MP2B	X	-14.043	3
8	MP2B	Z	24.323	3
9	MP2B	Mx	-.029	3
10	MP2B	X	-14.043	7
11	MP2B	Z	24.323	7
12	MP2B	Mx	-.029	7
13	MP2C	X	-16.502	3
14	MP2C	Z	28.583	3
15	MP2C	Mx	.015	3
16	MP2C	X	-16.502	7
17	MP2C	Z	28.583	7
18	MP2C	Mx	.015	7
19	MP2A	X	-18.665	3
20	MP2A	Z	32.329	3
21	MP2A	Mx	.000223	3
22	MP2A	X	-18.665	7
23	MP2A	Z	32.329	7
24	MP2A	Mx	.000223	7
25	MP2B	X	-14.043	3
26	MP2B	Z	24.323	3
27	MP2B	Mx	-.036	3
28	MP2B	X	-14.043	7
29	MP2B	Z	24.323	7
30	MP2B	Mx	-.036	7
31	MP2C	X	-16.502	3
32	MP2C	Z	28.583	3
33	MP2C	Mx	.044	3
34	MP2C	X	-16.502	7
35	MP2C	Z	28.583	7
36	MP2C	Mx	.044	7
37	MP1A	X	-12.574	.25
38	MP1A	Z	21.778	.25
39	MP1A	Mx	.013	.25
40	MP1A	X	-12.574	4.75
41	MP1A	Z	21.778	4.75
42	MP1A	Mx	.013	4.75
43	MP1B	X	-18.98	.25
44	MP1B	Z	32.874	.25
45	MP1B	Mx	-.039	.25
46	MP1B	X	-18.98	4.75
47	MP1B	Z	32.874	4.75
48	MP1B	Mx	-.039	4.75
49	MP1C	X	-15.571	.25
50	MP1C	Z	26.97	.25
51	MP1C	Mx	.025	.25
52	MP1C	X	-15.571	4.75
53	MP1C	Z	26.97	4.75
54	MP1C	Mx	.025	4.75
55	MP5A	X	-12.574	.25
56	MP5A	Z	21.778	.25
57	MP5A	Mx	.013	.25



Company :
 Designer :
 Job Number :
 Model Name : 469402-VZW_MT_LO_H

May 18, 2022
 9:07 AM
 Checked By: _____

Member Point Loads (BLC 22 : Antenna Wi (210 Deg)) (Continued)

	Member Label	Direction	Magnitude[lb.k-ft]	Location[ft.%]
58	MP5A	X	-12.574	4.75
59	MP5A	Z	21.778	4.75
60	MP5A	Mx	.013	4.75
61	MP5B	X	-18.98	.25
62	MP5B	Z	32.874	.25
63	MP5B	Mx	-.039	.25
64	MP5B	X	-18.98	4.75
65	MP5B	Z	32.874	4.75
66	MP5B	Mx	-.039	4.75
67	MP5C	X	-15.571	.25
68	MP5C	Z	26.97	.25
69	MP5C	Mx	.025	.25
70	MP5C	X	-15.571	4.75
71	MP5C	Z	26.97	4.75
72	MP5C	Mx	.025	4.75
73	MP2A	X	-2.013	6
74	MP2A	Z	3.487	6
75	MP2A	Mx	-.001	6
76	MP2B	X	-1.746	6
77	MP2B	Z	3.024	6
78	MP2B	Mx	.002	6
79	MP2C	X	-1.888	6
80	MP2C	Z	3.271	6
81	MP2C	Mx	-.001	6
82	MP2A	X	-8.427	2
83	MP2A	Z	14.597	2
84	MP2A	Mx	.008	2
85	MP2B	X	-6.437	2
86	MP2B	Z	11.149	2
87	MP2B	Mx	.008	2
88	MP2C	X	-7.496	2
89	MP2C	Z	12.984	2
90	MP2C	Mx	-.014	2
91	MP2A	X	-8.165	2
92	MP2A	Z	14.142	2
93	MP2A	Mx	-.016	2
94	MP2B	X	-5.418	2
95	MP2B	Z	9.384	2
96	MP2B	Mx	.004	2
97	MP2C	X	-6.88	2
98	MP2C	Z	11.916	2
99	MP2C	Mx	.002	2
100	MP4A	X	-9.249	4
101	MP4A	Z	16.02	4
102	MP4A	Mx	.008	4
103	MP4A	X	-9.249	6
104	MP4A	Z	16.02	6
105	MP4A	Mx	.008	6
106	MP4B	X	-4.801	4
107	MP4B	Z	8.315	4
108	MP4B	Mx	-.008	4
109	MP4B	X	-4.801	6
110	MP4B	Z	8.315	6
111	MP4B	Mx	-.008	6
112	MP4C	X	-7.168	4
113	MP4C	Z	12.415	4
114	MP4C	Mx	.009	4



Company :
 Designer :
 Job Number :
 Model Name : 469402-VZW_MT_LO_H

May 18, 2022
 9:07 AM
 Checked By: _____

Member Point Loads (BLC 22 : Antenna Wi (210 Deg)) (Continued)

	Member Label	Direction	Magnitude[lb.k-ft]	Location[ft. %]
115	MP4C	X	-7.168	6
116	MP4C	Z	12.415	6
117	MP4C	Mx	.009	6

Member Point Loads (BLC 23 : Antenna Wi (240 Deg))

	Member Label	Direction	Magnitude[lb.k-ft]	Location[ft. %]
1	MP2A	X	-26.768	3
2	MP2A	Z	15.455	3
3	MP2A	Mx	.042	3
4	MP2A	X	-26.768	7
5	MP2A	Z	15.455	7
6	MP2A	Mx	.042	7
7	MP2B	X	-28.583	3
8	MP2B	Z	16.502	3
9	MP2B	Mx	-.015	3
10	MP2B	X	-28.583	7
11	MP2B	Z	16.502	7
12	MP2B	Mx	-.015	7
13	MP2C	X	-33.809	3
14	MP2C	Z	19.519	3
15	MP2C	Mx	-.009	3
16	MP2C	X	-33.809	7
17	MP2C	Z	19.519	7
18	MP2C	Mx	-.009	7
19	MP2A	X	-26.768	3
20	MP2A	Z	15.455	3
21	MP2A	Mx	.021	3
22	MP2A	X	-26.768	7
23	MP2A	Z	15.455	7
24	MP2A	Mx	.021	7
25	MP2B	X	-28.583	3
26	MP2B	Z	16.502	3
27	MP2B	Mx	-.044	3
28	MP2B	X	-28.583	7
29	MP2B	Z	16.502	7
30	MP2B	Mx	-.044	7
31	MP2C	X	-33.809	3
32	MP2C	Z	19.519	3
33	MP2C	Mx	.04	3
34	MP2C	X	-33.809	7
35	MP2C	Z	19.519	7
36	MP2C	Mx	.04	7
37	MP1A	X	-29.485	.25
38	MP1A	Z	17.023	.25
39	MP1A	Mx	.031	.25
40	MP1A	X	-29.485	4.75
41	MP1A	Z	17.023	4.75
42	MP1A	Mx	.031	4.75
43	MP1B	X	-26.97	.25
44	MP1B	Z	15.571	.25
45	MP1B	Mx	-.025	.25
46	MP1B	X	-26.97	4.75
47	MP1B	Z	15.571	4.75
48	MP1B	Mx	-.025	4.75
49	MP1C	X	-19.728	.25
50	MP1C	Z	11.39	.25



Company :
 Designer :
 Job Number :
 Model Name : 469402-VZW_MT_LO_H

May 18, 2022
 9:07 AM
 Checked By: _____

Member Point Loads (BLC 23 : Antenna Wi (240 Deg)) (Continued)

	Member Label	Direction	Magnitude[lb.k-ft]	Location[ft.%]
51	MP1C	Mx	.008	.25
52	MP1C	X	-19.728	4.75
53	MP1C	Z	11.39	4.75
54	MP1C	Mx	.008	4.75
55	MP5A	X	-29.485	.25
56	MP5A	Z	17.023	.25
57	MP5A	Mx	.031	.25
58	MP5A	X	-29.485	4.75
59	MP5A	Z	17.023	4.75
60	MP5A	Mx	.031	4.75
61	MP5B	X	-26.97	.25
62	MP5B	Z	15.571	.25
63	MP5B	Mx	-.025	.25
64	MP5B	X	-26.97	4.75
65	MP5B	Z	15.571	4.75
66	MP5B	Mx	-.025	4.75
67	MP5C	X	-19.728	.25
68	MP5C	Z	11.39	.25
69	MP5C	Mx	.008	.25
70	MP5C	X	-19.728	4.75
71	MP5C	Z	11.39	4.75
72	MP5C	Mx	.008	4.75
73	MP2A	X	-3.166	6
74	MP2A	Z	1.828	6
75	MP2A	Mx	-.002	6
76	MP2B	X	-3.271	6
77	MP2B	Z	1.888	6
78	MP2B	Mx	.001	6
79	MP2C	X	-3.572	6
80	MP2C	Z	2.063	6
81	MP2C	Mx	-.000706	6
82	MP2A	X	-12.202	2
83	MP2A	Z	7.045	2
84	MP2A	Mx	-.00023	2
85	MP2B	X	-12.984	2
86	MP2B	Z	7.496	2
87	MP2B	Mx	.014	2
88	MP2C	X	-15.234	2
89	MP2C	Z	8.795	2
90	MP2C	Mx	-.017	2
91	MP2A	X	-10.837	2
92	MP2A	Z	6.257	2
93	MP2A	Mx	-.011	2
94	MP2B	X	-11.916	2
95	MP2B	Z	6.88	2
96	MP2B	Mx	-.002	2
97	MP2C	X	-15.021	2
98	MP2C	Z	8.672	2
99	MP2C	Mx	.011	2
100	MP4A	X	-10.668	4
101	MP4A	Z	6.159	4
102	MP4A	Mx	.009	4
103	MP4A	X	-10.668	6
104	MP4A	Z	6.159	6
105	MP4A	Mx	.009	6
106	MP4B	X	-12.415	4
107	MP4B	Z	7.168	4



Company :
 Designer :
 Job Number :
 Model Name : 469402-VZW_MT_LO_H

May 18, 2022
 9:07 AM
 Checked By: _____

Member Point Loads (BLC 23 : Antenna Wi (240 Deg)) (Continued)

	Member Label	Direction	Magnitude[lb.k-ft]	Location[ft.%]
108	MP4B	Mx	-.009	4
109	MP4B	X	-12.415	6
110	MP4B	Z	7.168	6
111	MP4B	Mx	-.009	6
112	MP4C	X	-17.443	4
113	MP4C	Z	10.071	4
114	MP4C	Mx	.006	4
115	MP4C	X	-17.443	6
116	MP4C	Z	10.071	6
117	MP4C	Mx	.006	6

Member Point Loads (BLC 24 : Antenna Wi (270 Deg))

	Member Label	Direction	Magnitude[lb.k-ft]	Location[ft.%]
1	MP2A	X	-27.698	3
2	MP2A	Z	0	3
3	MP2A	Mx	.032	3
4	MP2A	X	-27.698	7
5	MP2A	Z	0	7
6	MP2A	Mx	.032	7
7	MP2B	X	-39.039	3
8	MP2B	Z	0	3
9	MP2B	Mx	.009	3
10	MP2B	X	-39.039	7
11	MP2B	Z	0	7
12	MP2B	Mx	.009	7
13	MP2C	X	-40.154	3
14	MP2C	Z	0	3
15	MP2C	Mx	-.034	3
16	MP2C	X	-40.154	7
17	MP2C	Z	0	7
18	MP2C	Mx	-.034	7
19	MP2A	X	-27.698	3
20	MP2A	Z	0	3
21	MP2A	Mx	.032	3
22	MP2A	X	-27.698	7
23	MP2A	Z	0	7
24	MP2A	Mx	.032	7
25	MP2B	X	-39.039	3
26	MP2B	Z	0	3
27	MP2B	Mx	-.04	3
28	MP2B	X	-39.039	7
29	MP2B	Z	0	7
30	MP2B	Mx	-.04	7
31	MP2C	X	-40.154	3
32	MP2C	Z	0	3
33	MP2C	Mx	.018	3
34	MP2C	X	-40.154	7
35	MP2C	Z	0	7
36	MP2C	Mx	.018	7
37	MP1A	X	-38.497	.25
38	MP1A	Z	0	.25
39	MP1A	Mx	.04	.25
40	MP1A	X	-38.497	4.75
41	MP1A	Z	0	4.75
42	MP1A	Mx	.04	4.75
43	MP1B	X	-22.78	.25



Company :
 Designer :
 Job Number :
 Model Name : 469402-VZW_MT_LO_H

May 18, 2022
 9:07 AM
 Checked By: _____

Member Point Loads (BLC 24 : Antenna Wi (270 Deg)) (Continued)

	Member Label	Direction	Magnitude[lb.k-ft]	Location[ft,%]
44	MP1B	Z	0	.25
45	MP1B	Mx	-.008	.25
46	MP1B	X	-22.78	4.75
47	MP1B	Z	0	4.75
48	MP1B	Mx	-.008	4.75
49	MP1C	X	-21.234	.25
50	MP1C	Z	0	.25
51	MP1C	Mx	-.004	.25
52	MP1C	X	-21.234	4.75
53	MP1C	Z	0	4.75
54	MP1C	Mx	-.004	4.75
55	MP5A	X	-38.497	.25
56	MP5A	Z	0	.25
57	MP5A	Mx	.04	.25
58	MP5A	X	-38.497	4.75
59	MP5A	Z	0	4.75
60	MP5A	Mx	.04	4.75
61	MP5B	X	-22.78	.25
62	MP5B	Z	0	.25
63	MP5B	Mx	-.008	.25
64	MP5B	X	-22.78	4.75
65	MP5B	Z	0	4.75
66	MP5B	Mx	-.008	4.75
67	MP5C	X	-21.234	.25
68	MP5C	Z	0	.25
69	MP5C	Mx	-.004	.25
70	MP5C	X	-21.234	4.75
71	MP5C	Z	0	4.75
72	MP5C	Mx	-.004	4.75
73	MP2A	X	-3.47	6
74	MP2A	Z	0	6
75	MP2A	Mx	-.002	6
76	MP2B	X	-4.125	6
77	MP2B	Z	0	6
78	MP2B	Mx	.000705	6
79	MP2C	X	-4.189	6
80	MP2C	Z	0	6
81	MP2C	Mx	.000364	6
82	MP2A	X	-12.707	2
83	MP2A	Z	0	2
84	MP2A	Mx	-.006	2
85	MP2B	X	-17.591	2
86	MP2B	Z	0	2
87	MP2B	Mx	.017	2
88	MP2C	X	-18.071	2
89	MP2C	Z	0	2
90	MP2C	Mx	-.013	2
91	MP2A	X	-10.606	2
92	MP2A	Z	0	2
93	MP2A	Mx	-.005	2
94	MP2B	X	-17.345	2
95	MP2B	Z	0	2
96	MP2B	Mx	-.011	2
97	MP2C	X	-18.007	2
98	MP2C	Z	0	2
99	MP2C	Mx	.016	2
100	MP4A	X	-9.229	4



Company :
 Designer :
 Job Number :
 Model Name : 469402-VZW_MT_LO_H

May 18, 2022
 9:07 AM
 Checked By: _____

Member Point Loads (BLC 24 : Antenna Wi (270 Deg)) (Continued)

	Member Label	Direction	Magnitude[lb.k-ft]	Location[ft.%]
101	MP4A	Z	0	4
102	MP4A	Mx	.008	4
103	MP4A	X	-9.229	6
104	MP4A	Z	0	6
105	MP4A	Mx	.008	6
106	MP4B	X	-20.142	4
107	MP4B	Z	0	4
108	MP4B	Mx	-.006	4
109	MP4B	X	-20.142	6
110	MP4B	Z	0	6
111	MP4B	Mx	-.006	6
112	MP4C	X	-21.215	4
113	MP4C	Z	0	4
114	MP4C	Mx	-.003	4
115	MP4C	X	-21.215	6
116	MP4C	Z	0	6
117	MP4C	Mx	-.003	6

Member Point Loads (BLC 25 : Antenna Wi (300 Deg))

	Member Label	Direction	Magnitude[lb.k-ft]	Location[ft.%]
1	MP2A	X	-26.768	3
2	MP2A	Z	-15.455	3
3	MP2A	Mx	.021	3
4	MP2A	X	-26.768	7
5	MP2A	Z	-15.455	7
6	MP2A	Mx	.021	7
7	MP2B	X	-34.774	3
8	MP2B	Z	-20.077	3
9	MP2B	Mx	.034	3
10	MP2B	X	-34.774	7
11	MP2B	Z	-20.077	7
12	MP2B	Mx	.034	7
13	MP2C	X	-30.514	3
14	MP2C	Z	-17.617	3
15	MP2C	Mx	-.044	3
16	MP2C	X	-30.514	7
17	MP2C	Z	-17.617	7
18	MP2C	Mx	-.044	7
19	MP2A	X	-26.768	3
20	MP2A	Z	-15.455	3
21	MP2A	Mx	.042	3
22	MP2A	X	-26.768	7
23	MP2A	Z	-15.455	7
24	MP2A	Mx	.042	7
25	MP2B	X	-34.774	3
26	MP2B	Z	-20.077	3
27	MP2B	Mx	-.018	3
28	MP2B	X	-34.774	7
29	MP2B	Z	-20.077	7
30	MP2B	Mx	-.018	7
31	MP2C	X	-30.514	3
32	MP2C	Z	-17.617	3
33	MP2C	Mx	-.008	3
34	MP2C	X	-30.514	7
35	MP2C	Z	-17.617	7
36	MP2C	Mx	-.008	7



Company :
 Designer :
 Job Number :
 Model Name : 469402-VZW_MT_LO_H

May 18, 2022
 9:07 AM
 Checked By: _____

Member Point Loads (BLC 25 : Antenna Wi (300 Deg)) (Continued)

	Member Label	Direction	Magnitude[lb.k-ft]	Location[ft.%]
37	MP1A	X	-29.485	.25
38	MP1A	Z	-17.023	.25
39	MP1A	Mx	.031	.25
40	MP1A	X	-29.485	4.75
41	MP1A	Z	-17.023	4.75
42	MP1A	Mx	.031	4.75
43	MP1B	X	-18.389	.25
44	MP1B	Z	-10.617	.25
45	MP1B	Mx	.004	.25
46	MP1B	X	-18.389	4.75
47	MP1B	Z	-10.617	4.75
48	MP1B	Mx	.004	4.75
49	MP1C	X	-24.293	.25
50	MP1C	Z	-14.026	.25
51	MP1C	Mx	-.019	.25
52	MP1C	X	-24.293	4.75
53	MP1C	Z	-14.026	4.75
54	MP1C	Mx	-.019	4.75
55	MP5A	X	-29.485	.25
56	MP5A	Z	-17.023	.25
57	MP5A	Mx	.031	.25
58	MP5A	X	-29.485	4.75
59	MP5A	Z	-17.023	4.75
60	MP5A	Mx	.031	4.75
61	MP5B	X	-18.389	.25
62	MP5B	Z	-10.617	.25
63	MP5B	Mx	.004	.25
64	MP5B	X	-18.389	4.75
65	MP5B	Z	-10.617	4.75
66	MP5B	Mx	.004	4.75
67	MP5C	X	-24.293	.25
68	MP5C	Z	-14.026	.25
69	MP5C	Mx	-.019	.25
70	MP5C	X	-24.293	4.75
71	MP5C	Z	-14.026	4.75
72	MP5C	Mx	-.019	4.75
73	MP2A	X	-3.166	6
74	MP2A	Z	-1.828	6
75	MP2A	Mx	-.002	6
76	MP2B	X	-3.628	6
77	MP2B	Z	-2.095	6
78	MP2B	Mx	-.000364	6
79	MP2C	X	-3.382	6
80	MP2C	Z	-1.953	6
81	MP2C	Mx	.001	6
82	MP2A	X	-12.202	2
83	MP2A	Z	-7.045	2
84	MP2A	Mx	-.012	2
85	MP2B	X	-15.65	2
86	MP2B	Z	-9.035	2
87	MP2B	Mx	.013	2
88	MP2C	X	-13.815	2
89	MP2C	Z	-7.976	2
90	MP2C	Mx	-.005	2
91	MP2A	X	-10.837	2
92	MP2A	Z	-6.257	2
93	MP2A	Mx	-.000204	2



Company :
 Designer :
 Job Number :
 Model Name : 469402-VZW_MT_LO_H

May 18, 2022
 9:07 AM
 Checked By: _____

Member Point Loads (BLC 25 : Antenna Wi (300 Deg)) (Continued)

	Member Label	Direction	Magnitude[lb.k-ft]	Location[ft.%]
94	MP2B	X	-15.595	2
95	MP2B	Z	-9.004	2
96	MP2B	Mx	-.016	2
97	MP2C	X	-13.063	2
98	MP2C	Z	-7.542	2
99	MP2C	Mx	.014	2
100	MP4A	X	-10.668	4
101	MP4A	Z	-6.159	4
102	MP4A	Mx	.009	4
103	MP4A	X	-10.668	6
104	MP4A	Z	-6.159	6
105	MP4A	Mx	.009	6
106	MP4B	X	-18.373	4
107	MP4B	Z	-10.607	4
108	MP4B	Mx	.003	4
109	MP4B	X	-18.373	6
110	MP4B	Z	-10.607	6
111	MP4B	Mx	.003	6
112	MP4C	X	-14.273	4
113	MP4C	Z	-8.241	4
114	MP4C	Mx	-.009	4
115	MP4C	X	-14.273	6
116	MP4C	Z	-8.241	6
117	MP4C	Mx	-.009	6

Member Point Loads (BLC 26 : Antenna Wi (330 Deg))

	Member Label	Direction	Magnitude[lb.k-ft]	Location[ft.%]
1	MP2A	X	-18.665	3
2	MP2A	Z	-32.329	3
3	MP2A	Mx	.000223	3
4	MP2A	X	-18.665	7
5	MP2A	Z	-32.329	7
6	MP2A	Mx	.000223	7
7	MP2B	X	-17.617	3
8	MP2B	Z	-30.514	3
9	MP2B	Mx	.044	3
10	MP2B	X	-17.617	7
11	MP2B	Z	-30.514	7
12	MP2B	Mx	.044	7
13	MP2C	X	-14.6	3
14	MP2C	Z	-25.289	3
15	MP2C	Mx	-.039	3
16	MP2C	X	-14.6	7
17	MP2C	Z	-25.289	7
18	MP2C	Mx	-.039	7
19	MP2A	X	-18.665	3
20	MP2A	Z	-32.329	3
21	MP2A	Mx	.043	3
22	MP2A	X	-18.665	7
23	MP2A	Z	-32.329	7
24	MP2A	Mx	.043	7
25	MP2B	X	-17.617	3
26	MP2B	Z	-30.514	3
27	MP2B	Mx	.008	3
28	MP2B	X	-17.617	7
29	MP2B	Z	-30.514	7



Company :
 Designer :
 Job Number :
 Model Name : 469402-VZW_MT_LO_H

May 18, 2022
 9:07 AM
 Checked By: _____

Member Point Loads (BLC 26 : Antenna Wi (330 Deg)) (Continued)

	Member Label	Direction	Magnitude[lb.k-ft]	Location[ft,%]
30	MP2B	Mx	.008	7
31	MP2C	X	-14.6	3
32	MP2C	Z	-25.289	3
33	MP2C	Mx	-.025	3
34	MP2C	X	-14.6	7
35	MP2C	Z	-25.289	7
36	MP2C	Mx	-.025	7
37	MP1A	X	-12.574	.25
38	MP1A	Z	-21.778	.25
39	MP1A	Mx	.013	.25
40	MP1A	X	-12.574	4.75
41	MP1A	Z	-21.778	4.75
42	MP1A	Mx	.013	4.75
43	MP1B	X	-14.026	.25
44	MP1B	Z	-24.293	.25
45	MP1B	Mx	.019	.25
46	MP1B	X	-14.026	4.75
47	MP1B	Z	-24.293	4.75
48	MP1B	Mx	.019	4.75
49	MP1C	X	-18.207	.25
50	MP1C	Z	-31.536	.25
51	MP1C	Mx	-.036	.25
52	MP1C	X	-18.207	4.75
53	MP1C	Z	-31.536	4.75
54	MP1C	Mx	-.036	4.75
55	MP5A	X	-12.574	.25
56	MP5A	Z	-21.778	.25
57	MP5A	Mx	.013	.25
58	MP5A	X	-12.574	4.75
59	MP5A	Z	-21.778	4.75
60	MP5A	Mx	.013	4.75
61	MP5B	X	-14.026	.25
62	MP5B	Z	-24.293	.25
63	MP5B	Mx	.019	.25
64	MP5B	X	-14.026	4.75
65	MP5B	Z	-24.293	4.75
66	MP5B	Mx	.019	4.75
67	MP5C	X	-18.207	.25
68	MP5C	Z	-31.536	.25
69	MP5C	Mx	-.036	.25
70	MP5C	X	-18.207	4.75
71	MP5C	Z	-31.536	4.75
72	MP5C	Mx	-.036	4.75
73	MP2A	X	-2.013	6
74	MP2A	Z	-3.487	6
75	MP2A	Mx	-.001	6
76	MP2B	X	-1.953	6
77	MP2B	Z	-3.382	6
78	MP2B	Mx	-.001	6
79	MP2C	X	-1.778	6
80	MP2C	Z	-3.08	6
81	MP2C	Mx	.002	6
82	MP2A	X	-8.427	2
83	MP2A	Z	-14.597	2
84	MP2A	Mx	-.016	2
85	MP2B	X	-7.976	2
86	MP2B	Z	-13.815	2

Member Point Loads (BLC 26 : Antenna Wi (330 Deg)) (Continued)

	Member Label	Direction	Magnitude[lb.k-ft]	Location[ft,%]
87	MP2B	Mx	.005	2
88	MP2C	X	-6.677	2
89	MP2C	Z	-11.565	2
90	MP2C	Mx	.002	2
91	MP2A	X	-8.165	2
92	MP2A	Z	-14.142	2
93	MP2A	Mx	.008	2
94	MP2B	X	-7.542	2
95	MP2B	Z	-13.063	2
96	MP2B	Mx	-.014	2
97	MP2C	X	-5.749	2
98	MP2C	Z	-9.958	2
99	MP2C	Mx	.009	2
100	MP4A	X	-9.249	4
101	MP4A	Z	-16.02	4
102	MP4A	Mx	.008	4
103	MP4A	X	-9.249	6
104	MP4A	Z	-16.02	6
105	MP4A	Mx	.008	6
106	MP4B	X	-8.241	4
107	MP4B	Z	-14.273	4
108	MP4B	Mx	.009	4
109	MP4B	X	-8.241	6
110	MP4B	Z	-14.273	6
111	MP4B	Mx	.009	6
112	MP4C	X	-5.337	4
113	MP4C	Z	-9.245	4
114	MP4C	Mx	-.008	4
115	MP4C	X	-5.337	6
116	MP4C	Z	-9.245	6
117	MP4C	Mx	-.008	6

Member Point Loads (BLC 27 : Antenna Wm (0 Deg))

	Member Label	Direction	Magnitude[lb.k-ft]	Location[ft,%]
1	MP2A	X	0	3
2	MP2A	Z	-13.267	3
3	MP2A	Mx	-.009	3
4	MP2A	X	0	7
5	MP2A	Z	-13.267	7
6	MP2A	Mx	-.009	7
7	MP2B	X	0	3
8	MP2B	Z	-9.246	3
9	MP2B	Mx	.012	3
10	MP2B	X	0	7
11	MP2B	Z	-9.246	7
12	MP2B	Mx	.012	7
13	MP2C	X	0	3
14	MP2C	Z	-8.851	3
15	MP2C	Mx	-.009	3
16	MP2C	X	0	7
17	MP2C	Z	-8.851	7
18	MP2C	Mx	-.009	7
19	MP2A	X	0	3
20	MP2A	Z	-13.267	3
21	MP2A	Mx	.009	3
22	MP2A	X	0	7



Company :
 Designer :
 Job Number :
 Model Name : 469402-VZW_MT_LO_H

May 18, 2022
 9:07 AM
 Checked By: _____

Member Point Loads (BLC 27 : Antenna Wm (0 Deg)) (Continued)

	Member Label	Direction	Magnitude[lb.k-ft]	Location[ft. %]
23	MP2A	Z	-13.267	7
24	MP2A	Mx	.009	7
25	MP2B	X	0	3
26	MP2B	Z	-9.246	3
27	MP2B	Mx	.008	3
28	MP2B	X	0	7
29	MP2B	Z	-9.246	7
30	MP2B	Mx	.008	7
31	MP2C	X	0	3
32	MP2C	Z	-8.851	3
33	MP2C	Mx	-.011	3
34	MP2C	X	0	7
35	MP2C	Z	-8.851	7
36	MP2C	Mx	-.011	7
37	MP1A	X	0	.25
38	MP1A	Z	-6.306	.25
39	MP1A	Mx	0	.25
40	MP1A	X	0	4.75
41	MP1A	Z	-6.306	4.75
42	MP1A	Mx	0	4.75
43	MP1B	X	0	.25
44	MP1B	Z	-11.833	.25
45	MP1B	Mx	.012	.25
46	MP1B	X	0	4.75
47	MP1B	Z	-11.833	4.75
48	MP1B	Mx	.012	4.75
49	MP1C	X	0	.25
50	MP1C	Z	-12.377	.25
51	MP1C	Mx	-.013	.25
52	MP1C	X	0	4.75
53	MP1C	Z	-12.377	4.75
54	MP1C	Mx	-.013	4.75
55	MP5A	X	0	.25
56	MP5A	Z	-6.306	.25
57	MP5A	Mx	0	.25
58	MP5A	X	0	4.75
59	MP5A	Z	-6.306	4.75
60	MP5A	Mx	0	4.75
61	MP5B	X	0	.25
62	MP5B	Z	-11.833	.25
63	MP5B	Mx	.012	.25
64	MP5B	X	0	4.75
65	MP5B	Z	-11.833	4.75
66	MP5B	Mx	.012	4.75
67	MP5C	X	0	.25
68	MP5C	Z	-12.377	.25
69	MP5C	Mx	-.013	.25
70	MP5C	X	0	4.75
71	MP5C	Z	-12.377	4.75
72	MP5C	Mx	-.013	4.75
73	MP2A	X	0	6
74	MP2A	Z	-1.136	6
75	MP2A	Mx	0	6
76	MP2B	X	0	6
77	MP2B	Z	-.796	6
78	MP2B	Mx	-.000374	6
79	MP2C	X	0	6

Member Point Loads (BLC 27 : Antenna Wm (0 Deg)) (Continued)

	Member Label	Direction	Magnitude[lb.k-ft]	Location[ft.%]
80	MP2C	Z	-763	6
81	MP2C	Mx	.000376	6
82	MP2A	X	0	2
83	MP2A	Z	-5.447	2
84	MP2A	Mx	-.005	2
85	MP2B	X	0	2
86	MP2B	Z	-3.852	2
87	MP2B	Mx	-.000712	2
88	MP2C	X	0	2
89	MP2C	Z	-3.695	2
90	MP2C	Mx	.002	2
91	MP2A	X	0	2
92	MP2A	Z	-5.447	2
93	MP2A	Mx	.005	2
94	MP2B	X	0	2
95	MP2B	Z	-3.241	2
96	MP2B	Mx	-.002	2
97	MP2C	X	0	2
98	MP2C	Z	-3.024	2
99	MP2C	Mx	.001	2
100	MP4A	X	0	4
101	MP4A	Z	-6.845	4
102	MP4A	Mx	0	4
103	MP4A	X	0	6
104	MP4A	Z	-6.845	6
105	MP4A	Mx	0	6
106	MP4B	X	0	4
107	MP4B	Z	-3.167	4
108	MP4B	Mx	.002	4
109	MP4B	X	0	6
110	MP4B	Z	-3.167	6
111	MP4B	Mx	.002	6
112	MP4C	X	0	4
113	MP4C	Z	-2.805	4
114	MP4C	Mx	-.002	4
115	MP4C	X	0	6
116	MP4C	Z	-2.805	6
117	MP4C	Mx	-.002	6

Member Point Loads (BLC 28 : Antenna Wm (30 Deg))

	Member Label	Direction	Magnitude[lb.k-ft]	Location[ft.%]
1	MP2A	X	6.064	3
2	MP2A	Z	-10.504	3
3	MP2A	Mx	-.014	3
4	MP2A	X	6.064	7
5	MP2A	Z	-10.504	7
6	MP2A	Mx	-.014	7
7	MP2B	X	4.425	3
8	MP2B	Z	-7.665	3
9	MP2B	Mx	.009	3
10	MP2B	X	4.425	7
11	MP2B	Z	-7.665	7
12	MP2B	Mx	.009	7
13	MP2C	X	5.298	3
14	MP2C	Z	-9.176	3
15	MP2C	Mx	-.005	3



Company :
 Designer :
 Job Number :
 Model Name : 469402-VZW_MT_LO_H

May 18, 2022
 9:07 AM
 Checked By: _____

Member Point Loads (BLC 28 : Antenna Wm (30 Deg)) (Continued)

	Member Label	Direction	Magnitude[lb.k-ft]	Location[ft,%]
16	MP2C	X	5.298	7
17	MP2C	Z	-9.176	7
18	MP2C	Mx	-.005	7
19	MP2A	X	6.064	3
20	MP2A	Z	-10.504	3
21	MP2A	Mx	-7.2e-5	3
22	MP2A	X	6.064	7
23	MP2A	Z	-10.504	7
24	MP2A	Mx	-7.2e-5	7
25	MP2B	X	4.425	3
26	MP2B	Z	-7.665	3
27	MP2B	Mx	.011	3
28	MP2B	X	4.425	7
29	MP2B	Z	-7.665	7
30	MP2B	Mx	.011	7
31	MP2C	X	5.298	3
32	MP2C	Z	-9.176	3
33	MP2C	Mx	-.014	3
34	MP2C	X	5.298	7
35	MP2C	Z	-9.176	7
36	MP2C	Mx	-.014	7
37	MP1A	X	3.935	.25
38	MP1A	Z	-6.816	.25
39	MP1A	Mx	-.004	.25
40	MP1A	X	3.935	4.75
41	MP1A	Z	-6.816	4.75
42	MP1A	Mx	-.004	4.75
43	MP1B	X	6.188	.25
44	MP1B	Z	-10.719	.25
45	MP1B	Mx	.013	.25
46	MP1B	X	6.188	4.75
47	MP1B	Z	-10.719	4.75
48	MP1B	Mx	.013	4.75
49	MP1C	X	4.99	.25
50	MP1C	Z	-8.642	.25
51	MP1C	Mx	-.008	.25
52	MP1C	X	4.99	4.75
53	MP1C	Z	-8.642	4.75
54	MP1C	Mx	-.008	4.75
55	MP5A	X	3.935	.25
56	MP5A	Z	-6.816	.25
57	MP5A	Mx	-.004	.25
58	MP5A	X	3.935	4.75
59	MP5A	Z	-6.816	4.75
60	MP5A	Mx	-.004	4.75
61	MP5B	X	6.188	.25
62	MP5B	Z	-10.719	.25
63	MP5B	Mx	.013	.25
64	MP5B	X	6.188	4.75
65	MP5B	Z	-10.719	4.75
66	MP5B	Mx	.013	4.75
67	MP5C	X	4.99	.25
68	MP5C	Z	-8.642	.25
69	MP5C	Mx	-.008	.25
70	MP5C	X	4.99	4.75
71	MP5C	Z	-8.642	4.75
72	MP5C	Mx	-.008	4.75



Company :
 Designer :
 Job Number :
 Model Name : 469402-VZW_MT_LO_H

May 18, 2022
 9:07 AM
 Checked By: _____

Member Point Loads (BLC 28 : Antenna Wm (30 Deg)) (Continued)

	Member Label	Direction	Magnitude[lb.k-ft]	Location[ft.%]
73	MP2A	X	.52	6
74	MP2A	Z	-.901	6
75	MP2A	Mx	.00026	6
76	MP2B	X	.382	6
77	MP2B	Z	-.661	6
78	MP2B	Mx	-.000376	6
79	MP2C	X	.455	6
80	MP2C	Z	-.788	6
81	MP2C	Mx	.000349	6
82	MP2A	X	2.498	2
83	MP2A	Z	-4.326	2
84	MP2A	Mx	-.002	2
85	MP2B	X	1.848	2
86	MP2B	Z	-3.2	2
87	MP2B	Mx	-.002	2
88	MP2C	X	2.193	2
89	MP2C	Z	-3.799	2
90	MP2C	Mx	.004	2
91	MP2A	X	2.411	2
92	MP2A	Z	-4.176	2
93	MP2A	Mx	.005	2
94	MP2B	X	1.512	2
95	MP2B	Z	-2.619	2
96	MP2B	Mx	-.001	2
97	MP2C	X	1.991	2
98	MP2C	Z	-3.448	2
99	MP2C	Mx	-.000608	2
100	MP4A	X	2.902	4
101	MP4A	Z	-5.026	4
102	MP4A	Mx	-.002	4
103	MP4A	X	2.902	6
104	MP4A	Z	-5.026	6
105	MP4A	Mx	-.002	6
106	MP4B	X	1.403	4
107	MP4B	Z	-2.429	4
108	MP4B	Mx	.002	4
109	MP4B	X	1.403	6
110	MP4B	Z	-2.429	6
111	MP4B	Mx	.002	6
112	MP4C	X	2.2	4
113	MP4C	Z	-3.811	4
114	MP4C	Mx	-.003	4
115	MP4C	X	2.2	6
116	MP4C	Z	-3.811	6
117	MP4C	Mx	-.003	6

Member Point Loads (BLC 29 : Antenna Wm (60 Deg))

	Member Label	Direction	Magnitude[lb.k-ft]	Location[ft.%]
1	MP2A	X	8.532	3
2	MP2A	Z	-4.926	3
3	MP2A	Mx	-.013	3
4	MP2A	X	8.532	7
5	MP2A	Z	-4.926	7
6	MP2A	Mx	-.013	7
7	MP2B	X	9.176	3
8	MP2B	Z	-5.298	3



Company :
 Designer :
 Job Number :
 Model Name : 469402-VZW_MT_LO_H

May 18, 2022
 9:07 AM
 Checked By: _____

Member Point Loads (BLC 29 : Antenna Wm (60 Deg)) (Continued)

	Member Label	Direction	Magnitude[lb.k-ft]	Location[ft. %]
9	MP2B	Mx	.005	3
10	MP2B	X	9.176	7
11	MP2B	Z	-5.298	7
12	MP2B	Mx	.005	7
13	MP2C	X	11.028	3
14	MP2C	Z	-6.367	3
15	MP2C	Mx	.003	3
16	MP2C	X	11.028	7
17	MP2C	Z	-6.367	7
18	MP2C	Mx	.003	7
19	MP2A	X	8.532	3
20	MP2A	Z	-4.926	3
21	MP2A	Mx	-.007	3
22	MP2A	X	8.532	7
23	MP2A	Z	-4.926	7
24	MP2A	Mx	-.007	7
25	MP2B	X	9.176	3
26	MP2B	Z	-5.298	3
27	MP2B	Mx	.014	3
28	MP2B	X	9.176	7
29	MP2B	Z	-5.298	7
30	MP2B	Mx	.014	7
31	MP2C	X	11.028	3
32	MP2C	Z	-6.367	3
33	MP2C	Mx	-.013	3
34	MP2C	X	11.028	7
35	MP2C	Z	-6.367	7
36	MP2C	Mx	-.013	7
37	MP1A	X	9.527	.25
38	MP1A	Z	-5.5	.25
39	MP1A	Mx	-.01	.25
40	MP1A	X	9.527	4.75
41	MP1A	Z	-5.5	4.75
42	MP1A	Mx	-.01	4.75
43	MP1B	X	8.642	.25
44	MP1B	Z	-4.99	.25
45	MP1B	Mx	.008	.25
46	MP1B	X	8.642	4.75
47	MP1B	Z	-4.99	4.75
48	MP1B	Mx	.008	4.75
49	MP1C	X	6.095	.25
50	MP1C	Z	-3.519	.25
51	MP1C	Mx	-.003	.25
52	MP1C	X	6.095	4.75
53	MP1C	Z	-3.519	4.75
54	MP1C	Mx	-.003	4.75
55	MP5A	X	9.527	.25
56	MP5A	Z	-5.5	.25
57	MP5A	Mx	-.01	.25
58	MP5A	X	9.527	4.75
59	MP5A	Z	-5.5	4.75
60	MP5A	Mx	-.01	4.75
61	MP5B	X	8.642	.25
62	MP5B	Z	-4.99	.25
63	MP5B	Mx	.008	.25
64	MP5B	X	8.642	4.75
65	MP5B	Z	-4.99	4.75



Company :
 Designer :
 Job Number :
 Model Name : 469402-VZW_MT_LO_H

May 18, 2022
 9:07 AM
 Checked By: _____

Member Point Loads (BLC 29 : Antenna Wm (60 Deg)) (Continued)

	Member Label	Direction	Magnitude[lb.k-ft]	Location[ft.%]
66	MP5B	Mx	.008	4.75
67	MP5C	X	6.095	.25
68	MP5C	Z	-3.519	.25
69	MP5C	Mx	-.003	.25
70	MP5C	X	6.095	4.75
71	MP5C	Z	-3.519	4.75
72	MP5C	Mx	-.003	4.75
73	MP2A	X	.734	6
74	MP2A	Z	-.424	6
75	MP2A	Mx	.000367	6
76	MP2B	X	.788	6
77	MP2B	Z	-.455	6
78	MP2B	Mx	-.000349	6
79	MP2C	X	.945	6
80	MP2C	Z	-.545	6
81	MP2C	Mx	.000186	6
82	MP2A	X	3.544	2
83	MP2A	Z	-2.046	2
84	MP2A	Mx	6.7e-5	2
85	MP2B	X	3.799	2
86	MP2B	Z	-2.193	2
87	MP2B	Mx	-.004	2
88	MP2C	X	4.534	2
89	MP2C	Z	-2.618	2
90	MP2C	Mx	.005	2
91	MP2A	X	3.095	2
92	MP2A	Z	-1.787	2
93	MP2A	Mx	.003	2
94	MP2B	X	3.448	2
95	MP2B	Z	-1.991	2
96	MP2B	Mx	.000607	2
97	MP2C	X	4.464	2
98	MP2C	Z	-2.577	2
99	MP2C	Mx	-.003	2
100	MP4A	X	3.222	4
101	MP4A	Z	-1.86	4
102	MP4A	Mx	-.003	4
103	MP4A	X	3.222	6
104	MP4A	Z	-1.86	6
105	MP4A	Mx	-.003	6
106	MP4B	X	3.811	4
107	MP4B	Z	-2.2	4
108	MP4B	Mx	.003	4
109	MP4B	X	3.811	6
110	MP4B	Z	-2.2	6
111	MP4B	Mx	.003	6
112	MP4C	X	5.506	4
113	MP4C	Z	-3.179	4
114	MP4C	Mx	-.002	4
115	MP4C	X	5.506	6
116	MP4C	Z	-3.179	6
117	MP4C	Mx	-.002	6

Member Point Loads (BLC 30 : Antenna Wm (90 Deg))

	Member Label	Direction	Magnitude[lb.k-ft]	Location[ft.%]
1	MP2A	X	8.714	3



Company :
 Designer :
 Job Number :
 Model Name : 469402-VZW_MT_LO_H

May 18, 2022
 9:07 AM
 Checked By: _____

Member Point Loads (BLC 30 : Antenna Wm (90 Deg)) (Continued)

	Member Label	Direction	Magnitude[lb.k-ft]	Location[ft.%]
2	MP2A	Z	0	3
3	MP2A	Mx	-.01	3
4	MP2A	X	8.714	7
5	MP2A	Z	0	7
6	MP2A	Mx	-.01	7
7	MP2B	X	12.734	3
8	MP2B	Z	0	3
9	MP2B	Mx	-.003	3
10	MP2B	X	12.734	7
11	MP2B	Z	0	7
12	MP2B	Mx	-.003	7
13	MP2C	X	13.13	3
14	MP2C	Z	0	3
15	MP2C	Mx	.011	3
16	MP2C	X	13.13	7
17	MP2C	Z	0	7
18	MP2C	Mx	.011	7
19	MP2A	X	8.714	3
20	MP2A	Z	0	3
21	MP2A	Mx	-.01	3
22	MP2A	X	8.714	7
23	MP2A	Z	0	7
24	MP2A	Mx	-.01	7
25	MP2B	X	12.734	3
26	MP2B	Z	0	3
27	MP2B	Mx	.013	3
28	MP2B	X	12.734	7
29	MP2B	Z	0	7
30	MP2B	Mx	.013	7
31	MP2C	X	13.13	3
32	MP2C	Z	0	3
33	MP2C	Mx	-.006	3
34	MP2C	X	13.13	7
35	MP2C	Z	0	7
36	MP2C	Mx	-.006	7
37	MP1A	X	12.566	.25
38	MP1A	Z	0	.25
39	MP1A	Mx	-.013	.25
40	MP1A	X	12.566	4.75
41	MP1A	Z	0	4.75
42	MP1A	Mx	-.013	4.75
43	MP1B	X	7.038	.25
44	MP1B	Z	0	.25
45	MP1B	Mx	.003	.25
46	MP1B	X	7.038	4.75
47	MP1B	Z	0	4.75
48	MP1B	Mx	.003	4.75
49	MP1C	X	6.495	.25
50	MP1C	Z	0	.25
51	MP1C	Mx	.001	.25
52	MP1C	X	6.495	4.75
53	MP1C	Z	0	4.75
54	MP1C	Mx	.001	4.75
55	MP5A	X	12.566	.25
56	MP5A	Z	0	.25
57	MP5A	Mx	-.013	.25
58	MP5A	X	12.566	4.75



Company :
 Designer :
 Job Number :
 Model Name : 469402-VZW_MT_LO_H

May 18, 2022
 9:07 AM
 Checked By: _____

Member Point Loads (BLC 30 : Antenna Wm (90 Deg)) (Continued)

	Member Label	Direction	Magnitude[lb.k-ft]	Location[ft.%]
59	MP5A	Z	0	4.75
60	MP5A	Mx	-.013	4.75
61	MP5B	X	7.038	.25
62	MP5B	Z	0	.25
63	MP5B	Mx	.003	.25
64	MP5B	X	7.038	4.75
65	MP5B	Z	0	4.75
66	MP5B	Mx	.003	4.75
67	MP5C	X	6.495	.25
68	MP5C	Z	0	.25
69	MP5C	Mx	.001	.25
70	MP5C	X	6.495	4.75
71	MP5C	Z	0	4.75
72	MP5C	Mx	.001	4.75
73	MP2A	X	.751	6
74	MP2A	Z	0	6
75	MP2A	Mx	.000376	6
76	MP2B	X	1.091	6
77	MP2B	Z	0	6
78	MP2B	Mx	-.000187	6
79	MP2C	X	1.124	6
80	MP2C	Z	0	6
81	MP2C	Mx	-9.8e-5	6
82	MP2A	X	3.641	2
83	MP2A	Z	0	2
84	MP2A	Mx	.002	2
85	MP2B	X	5.235	2
86	MP2B	Z	0	2
87	MP2B	Mx	-.005	2
88	MP2C	X	5.392	2
89	MP2C	Z	0	2
90	MP2C	Mx	.004	2
91	MP2A	X	2.949	2
92	MP2A	Z	0	2
93	MP2A	Mx	.001	2
94	MP2B	X	5.155	2
95	MP2B	Z	0	2
96	MP2B	Mx	.003	2
97	MP2C	X	5.371	2
98	MP2C	Z	0	2
99	MP2C	Mx	-.005	2
100	MP4A	X	2.68	4
101	MP4A	Z	0	4
102	MP4A	Mx	-.002	4
103	MP4A	X	2.68	6
104	MP4A	Z	0	6
105	MP4A	Mx	-.002	6
106	MP4B	X	6.358	4
107	MP4B	Z	0	4
108	MP4B	Mx	.002	4
109	MP4B	X	6.358	6
110	MP4B	Z	0	6
111	MP4B	Mx	.002	6
112	MP4C	X	6.719	4
113	MP4C	Z	0	4
114	MP4C	Mx	.000972	4
115	MP4C	X	6.719	6



Company :
 Designer :
 Job Number :
 Model Name : 469402-VZW_MT_LO_H

May 18, 2022
 9:07 AM
 Checked By: _____

Member Point Loads (BLC 30 : Antenna Wm (90 Deg)) (Continued)

	Member Label	Direction	Magnitude[lb.k-ft]	Location[ft.%]
116	MP4C	Z	0	6
117	MP4C	Mx	.000972	6

Member Point Loads (BLC 31 : Antenna Wm (120 Deg))

	Member Label	Direction	Magnitude[lb.k-ft]	Location[ft.%]
1	MP2A	X	8.532	3
2	MP2A	Z	4.926	3
3	MP2A	Mx	-.007	3
4	MP2A	X	8.532	7
5	MP2A	Z	4.926	7
6	MP2A	Mx	-.007	7
7	MP2B	X	11.371	3
8	MP2B	Z	6.565	3
9	MP2B	Mx	-.011	3
10	MP2B	X	11.371	7
11	MP2B	Z	6.565	7
12	MP2B	Mx	-.011	7
13	MP2C	X	9.86	3
14	MP2C	Z	5.693	3
15	MP2C	Mx	.014	3
16	MP2C	X	9.86	7
17	MP2C	Z	5.693	7
18	MP2C	Mx	.014	7
19	MP2A	X	8.532	3
20	MP2A	Z	4.926	3
21	MP2A	Mx	-.013	3
22	MP2A	X	8.532	7
23	MP2A	Z	4.926	7
24	MP2A	Mx	-.013	7
25	MP2B	X	11.371	3
26	MP2B	Z	6.565	3
27	MP2B	Mx	.006	3
28	MP2B	X	11.371	7
29	MP2B	Z	6.565	7
30	MP2B	Mx	.006	7
31	MP2C	X	9.86	3
32	MP2C	Z	5.693	3
33	MP2C	Mx	.003	3
34	MP2C	X	9.86	7
35	MP2C	Z	5.693	7
36	MP2C	Mx	.003	7
37	MP1A	X	9.527	.25
38	MP1A	Z	5.5	.25
39	MP1A	Mx	-.01	.25
40	MP1A	X	9.527	4.75
41	MP1A	Z	5.5	4.75
42	MP1A	Mx	-.01	4.75
43	MP1B	X	5.625	.25
44	MP1B	Z	3.247	.25
45	MP1B	Mx	-.001	.25
46	MP1B	X	5.625	4.75
47	MP1B	Z	3.247	4.75
48	MP1B	Mx	-.001	4.75
49	MP1C	X	7.701	.25
50	MP1C	Z	4.446	.25
51	MP1C	Mx	.006	.25



Company :
 Designer :
 Job Number :
 Model Name : 469402-VZW_MT_LO_H

May 18, 2022
 9:07 AM
 Checked By: _____

Member Point Loads (BLC 31 : Antenna Wm (120 Deg)) (Continued)

	Member Label	Direction	Magnitude[lb.k-ft]	Location[ft.%]
52	MP1C	X	7.701	4.75
53	MP1C	Z	4.446	4.75
54	MP1C	Mx	.006	4.75
55	MP5A	X	9.527	.25
56	MP5A	Z	5.5	.25
57	MP5A	Mx	-.01	.25
58	MP5A	X	9.527	4.75
59	MP5A	Z	5.5	4.75
60	MP5A	Mx	-.01	4.75
61	MP5B	X	5.625	.25
62	MP5B	Z	3.247	.25
63	MP5B	Mx	-.001	.25
64	MP5B	X	5.625	4.75
65	MP5B	Z	3.247	4.75
66	MP5B	Mx	-.001	4.75
67	MP5C	X	7.701	.25
68	MP5C	Z	4.446	.25
69	MP5C	Mx	.006	.25
70	MP5C	X	7.701	4.75
71	MP5C	Z	4.446	4.75
72	MP5C	Mx	.006	4.75
73	MP2A	X	.734	6
74	MP2A	Z	.424	6
75	MP2A	Mx	.000367	6
76	MP2B	X	.974	6
77	MP2B	Z	.562	6
78	MP2B	Mx	9.7e-5	6
79	MP2C	X	.846	6
80	MP2C	Z	.489	6
81	MP2C	Mx	-.000314	6
82	MP2A	X	3.544	2
83	MP2A	Z	2.046	2
84	MP2A	Mx	.003	2
85	MP2B	X	4.67	2
86	MP2B	Z	2.696	2
87	MP2B	Mx	-.004	2
88	MP2C	X	4.071	2
89	MP2C	Z	2.35	2
90	MP2C	Mx	.001	2
91	MP2A	X	3.095	2
92	MP2A	Z	1.787	2
93	MP2A	Mx	5.8e-5	2
94	MP2B	X	4.652	2
95	MP2B	Z	2.686	2
96	MP2B	Mx	.005	2
97	MP2C	X	3.823	2
98	MP2C	Z	2.207	2
99	MP2C	Mx	-.004	2
100	MP4A	X	3.222	4
101	MP4A	Z	1.86	4
102	MP4A	Mx	-.003	4
103	MP4A	X	3.222	6
104	MP4A	Z	1.86	6
105	MP4A	Mx	-.003	6
106	MP4B	X	5.819	4
107	MP4B	Z	3.36	4
108	MP4B	Mx	-.000973	4



Company :
 Designer :
 Job Number :
 Model Name : 469402-VZW_MT_LO_H

May 18, 2022
 9:07 AM
 Checked By: _____

Member Point Loads (BLC 31 : Antenna Wm (120 Deg)) (Continued)

	Member Label	Direction	Magnitude[lb.k-ft]	Location[ft.%]
109	MP4B	X	5.819	6
110	MP4B	Z	3.36	6
111	MP4B	Mx	-.000973	6
112	MP4C	X	4.437	4
113	MP4C	Z	2.562	4
114	MP4C	Mx	.003	4
115	MP4C	X	4.437	6
116	MP4C	Z	2.562	6
117	MP4C	Mx	.003	6

Member Point Loads (BLC 32 : Antenna Wm (150 Deg))

	Member Label	Direction	Magnitude[lb.k-ft]	Location[ft.%]
1	MP2A	X	6.064	3
2	MP2A	Z	10.504	3
3	MP2A	Mx	-7.2e-5	3
4	MP2A	X	6.064	7
5	MP2A	Z	10.504	7
6	MP2A	Mx	-7.2e-5	7
7	MP2B	X	5.693	3
8	MP2B	Z	9.86	3
9	MP2B	Mx	-.014	3
10	MP2B	X	5.693	7
11	MP2B	Z	9.86	7
12	MP2B	Mx	-.014	7
13	MP2C	X	4.623	3
14	MP2C	Z	8.008	3
15	MP2C	Mx	.012	3
16	MP2C	X	4.623	7
17	MP2C	Z	8.008	7
18	MP2C	Mx	.012	7
19	MP2A	X	6.064	3
20	MP2A	Z	10.504	3
21	MP2A	Mx	-.014	3
22	MP2A	X	6.064	7
23	MP2A	Z	10.504	7
24	MP2A	Mx	-.014	7
25	MP2B	X	5.693	3
26	MP2B	Z	9.86	3
27	MP2B	Mx	-.003	3
28	MP2B	X	5.693	7
29	MP2B	Z	9.86	7
30	MP2B	Mx	-.003	7
31	MP2C	X	4.623	3
32	MP2C	Z	8.008	3
33	MP2C	Mx	.008	3
34	MP2C	X	4.623	7
35	MP2C	Z	8.008	7
36	MP2C	Mx	.008	7
37	MP1A	X	3.935	.25
38	MP1A	Z	6.816	.25
39	MP1A	Mx	-.004	.25
40	MP1A	X	3.935	4.75
41	MP1A	Z	6.816	4.75
42	MP1A	Mx	-.004	4.75
43	MP1B	X	4.446	.25
44	MP1B	Z	7.701	.25



Company :
 Designer :
 Job Number :
 Model Name : 469402-VZW_MT_LO_H

May 18, 2022
 9:07 AM
 Checked By: _____

Member Point Loads (BLC 32 : Antenna Wm (150 Deg)) (Continued)

	Member Label	Direction	Magnitude[lb.k-ft]	Location[ft.%]
45	MP1B	Mx	-.006	.25
46	MP1B	X	4.446	4.75
47	MP1B	Z	7.701	4.75
48	MP1B	Mx	-.006	4.75
49	MP1C	X	5.917	.25
50	MP1C	Z	10.248	.25
51	MP1C	Mx	.012	.25
52	MP1C	X	5.917	4.75
53	MP1C	Z	10.248	4.75
54	MP1C	Mx	.012	4.75
55	MP5A	X	3.935	.25
56	MP5A	Z	6.816	.25
57	MP5A	Mx	-.004	.25
58	MP5A	X	3.935	4.75
59	MP5A	Z	6.816	4.75
60	MP5A	Mx	-.004	4.75
61	MP5B	X	4.446	.25
62	MP5B	Z	7.701	.25
63	MP5B	Mx	-.006	.25
64	MP5B	X	4.446	4.75
65	MP5B	Z	7.701	4.75
66	MP5B	Mx	-.006	4.75
67	MP5C	X	5.917	.25
68	MP5C	Z	10.248	.25
69	MP5C	Mx	.012	.25
70	MP5C	X	5.917	4.75
71	MP5C	Z	10.248	4.75
72	MP5C	Mx	.012	4.75
73	MP2A	X	.52	6
74	MP2A	Z	.901	6
75	MP2A	Mx	.00026	6
76	MP2B	X	.489	6
77	MP2B	Z	.846	6
78	MP2B	Mx	.000314	6
79	MP2C	X	.398	6
80	MP2C	Z	.69	6
81	MP2C	Mx	-.000374	6
82	MP2A	X	2.498	2
83	MP2A	Z	4.326	2
84	MP2A	Mx	.005	2
85	MP2B	X	2.35	2
86	MP2B	Z	4.071	2
87	MP2B	Mx	-.001	2
88	MP2C	X	1.926	2
89	MP2C	Z	3.336	2
90	MP2C	Mx	-.000712	2
91	MP2A	X	2.411	2
92	MP2A	Z	4.176	2
93	MP2A	Mx	-.002	2
94	MP2B	X	2.207	2
95	MP2B	Z	3.823	2
96	MP2B	Mx	.004	2
97	MP2C	X	1.621	2
98	MP2C	Z	2.807	2
99	MP2C	Mx	-.002	2
100	MP4A	X	2.902	4
101	MP4A	Z	5.026	4



Company :
 Designer :
 Job Number :
 Model Name : 469402-VZW_MT_LO_H

May 18, 2022
 9:07 AM
 Checked By: _____

Member Point Loads (BLC 32 : Antenna Wm (150 Deg)) (Continued)

	Member Label	Direction	Magnitude[lb.k-ft]	Location[ft,%]
102	MP4A	Mx	-.002	4
103	MP4A	X	2.902	6
104	MP4A	Z	5.026	6
105	MP4A	Mx	-.002	6
106	MP4B	X	2.562	4
107	MP4B	Z	4.437	4
108	MP4B	Mx	-.003	4
109	MP4B	X	2.562	6
110	MP4B	Z	4.437	6
111	MP4B	Mx	-.003	6
112	MP4C	X	1.583	4
113	MP4C	Z	2.743	4
114	MP4C	Mx	.002	4
115	MP4C	X	1.583	6
116	MP4C	Z	2.743	6
117	MP4C	Mx	.002	6

Member Point Loads (BLC 33 : Antenna Wm (180 Deg))

	Member Label	Direction	Magnitude[lb.k-ft]	Location[ft,%]
1	MP2A	X	0	3
2	MP2A	Z	13.267	3
3	MP2A	Mx	.009	3
4	MP2A	X	0	7
5	MP2A	Z	13.267	7
6	MP2A	Mx	.009	7
7	MP2B	X	0	3
8	MP2B	Z	9.246	3
9	MP2B	Mx	-.012	3
10	MP2B	X	0	7
11	MP2B	Z	9.246	7
12	MP2B	Mx	-.012	7
13	MP2C	X	0	3
14	MP2C	Z	8.851	3
15	MP2C	Mx	.009	3
16	MP2C	X	0	7
17	MP2C	Z	8.851	7
18	MP2C	Mx	.009	7
19	MP2A	X	0	3
20	MP2A	Z	13.267	3
21	MP2A	Mx	-.009	3
22	MP2A	X	0	7
23	MP2A	Z	13.267	7
24	MP2A	Mx	-.009	7
25	MP2B	X	0	3
26	MP2B	Z	9.246	3
27	MP2B	Mx	-.008	3
28	MP2B	X	0	7
29	MP2B	Z	9.246	7
30	MP2B	Mx	-.008	7
31	MP2C	X	0	3
32	MP2C	Z	8.851	3
33	MP2C	Mx	.011	3
34	MP2C	X	0	7
35	MP2C	Z	8.851	7
36	MP2C	Mx	.011	7
37	MP1A	X	0	.25



Company :
 Designer :
 Job Number :
 Model Name : 469402-VZW_MT_LO_H

May 18, 2022
 9:07 AM
 Checked By: _____

Member Point Loads (BLC 33 : Antenna Wm (180 Deg)) (Continued)

	Member Label	Direction	Magnitude[lb.k-ft]	Location[ft,%]
38	MP1A	Z	6.306	.25
39	MP1A	Mx	0	.25
40	MP1A	X	0	4.75
41	MP1A	Z	6.306	4.75
42	MP1A	Mx	0	4.75
43	MP1B	X	0	.25
44	MP1B	Z	11.833	.25
45	MP1B	Mx	-.012	.25
46	MP1B	X	0	4.75
47	MP1B	Z	11.833	4.75
48	MP1B	Mx	-.012	4.75
49	MP1C	X	0	.25
50	MP1C	Z	12.377	.25
51	MP1C	Mx	.013	.25
52	MP1C	X	0	4.75
53	MP1C	Z	12.377	4.75
54	MP1C	Mx	.013	4.75
55	MP5A	X	0	.25
56	MP5A	Z	6.306	.25
57	MP5A	Mx	0	.25
58	MP5A	X	0	4.75
59	MP5A	Z	6.306	4.75
60	MP5A	Mx	0	4.75
61	MP5B	X	0	.25
62	MP5B	Z	11.833	.25
63	MP5B	Mx	-.012	.25
64	MP5B	X	0	4.75
65	MP5B	Z	11.833	4.75
66	MP5B	Mx	-.012	4.75
67	MP5C	X	0	.25
68	MP5C	Z	12.377	.25
69	MP5C	Mx	.013	.25
70	MP5C	X	0	4.75
71	MP5C	Z	12.377	4.75
72	MP5C	Mx	.013	4.75
73	MP2A	X	0	6
74	MP2A	Z	1.136	6
75	MP2A	Mx	0	6
76	MP2B	X	0	6
77	MP2B	Z	.796	6
78	MP2B	Mx	.000374	6
79	MP2C	X	0	6
80	MP2C	Z	.763	6
81	MP2C	Mx	-.000376	6
82	MP2A	X	0	2
83	MP2A	Z	5.447	2
84	MP2A	Mx	.005	2
85	MP2B	X	0	2
86	MP2B	Z	3.852	2
87	MP2B	Mx	.000712	2
88	MP2C	X	0	2
89	MP2C	Z	3.695	2
90	MP2C	Mx	-.002	2
91	MP2A	X	0	2
92	MP2A	Z	5.447	2
93	MP2A	Mx	-.005	2
94	MP2B	X	0	2



Company :
 Designer :
 Job Number :
 Model Name : 469402-VZW_MT_LO_H

May 18, 2022
 9:07 AM
 Checked By: _____

Member Point Loads (BLC 33 : Antenna Wm (180 Deg)) (Continued)

	Member Label	Direction	Magnitude[lb.k-ft]	Location[ft.%]
95	MP2B	Z	3.241	2
96	MP2B	Mx	.002	2
97	MP2C	X	0	2
98	MP2C	Z	3.024	2
99	MP2C	Mx	-.001	2
100	MP4A	X	0	4
101	MP4A	Z	6.845	4
102	MP4A	Mx	0	4
103	MP4A	X	0	6
104	MP4A	Z	6.845	6
105	MP4A	Mx	0	6
106	MP4B	X	0	4
107	MP4B	Z	3.167	4
108	MP4B	Mx	-.002	4
109	MP4B	X	0	6
110	MP4B	Z	3.167	6
111	MP4B	Mx	-.002	6
112	MP4C	X	0	4
113	MP4C	Z	2.805	4
114	MP4C	Mx	.002	4
115	MP4C	X	0	6
116	MP4C	Z	2.805	6
117	MP4C	Mx	.002	6

Member Point Loads (BLC 34 : Antenna Wm (210 Deg))

	Member Label	Direction	Magnitude[lb.k-ft]	Location[ft.%]
1	MP2A	X	-6.064	3
2	MP2A	Z	10.504	3
3	MP2A	Mx	.014	3
4	MP2A	X	-6.064	7
5	MP2A	Z	10.504	7
6	MP2A	Mx	.014	7
7	MP2B	X	-4.425	3
8	MP2B	Z	7.665	3
9	MP2B	Mx	-.009	3
10	MP2B	X	-4.425	7
11	MP2B	Z	7.665	7
12	MP2B	Mx	-.009	7
13	MP2C	X	-5.298	3
14	MP2C	Z	9.176	3
15	MP2C	Mx	.005	3
16	MP2C	X	-5.298	7
17	MP2C	Z	9.176	7
18	MP2C	Mx	.005	7
19	MP2A	X	-6.064	3
20	MP2A	Z	10.504	3
21	MP2A	Mx	7.2e-5	3
22	MP2A	X	-6.064	7
23	MP2A	Z	10.504	7
24	MP2A	Mx	7.2e-5	7
25	MP2B	X	-4.425	3
26	MP2B	Z	7.665	3
27	MP2B	Mx	-.011	3
28	MP2B	X	-4.425	7
29	MP2B	Z	7.665	7
30	MP2B	Mx	-.011	7



Member Point Loads (BLC 34 : Antenna Wm (210 Deg)) (Continued)

	Member Label	Direction	Magnitude[lb.k-ft]	Location[ft. %]
31	MP2C	X	-5.298	3
32	MP2C	Z	9.176	3
33	MP2C	Mx	.014	3
34	MP2C	X	-5.298	7
35	MP2C	Z	9.176	7
36	MP2C	Mx	.014	7
37	MP1A	X	-3.935	.25
38	MP1A	Z	6.816	.25
39	MP1A	Mx	.004	.25
40	MP1A	X	-3.935	4.75
41	MP1A	Z	6.816	4.75
42	MP1A	Mx	.004	4.75
43	MP1B	X	-6.188	.25
44	MP1B	Z	10.719	.25
45	MP1B	Mx	-.013	.25
46	MP1B	X	-6.188	4.75
47	MP1B	Z	10.719	4.75
48	MP1B	Mx	-.013	4.75
49	MP1C	X	-4.99	.25
50	MP1C	Z	8.642	.25
51	MP1C	Mx	.008	.25
52	MP1C	X	-4.99	4.75
53	MP1C	Z	8.642	4.75
54	MP1C	Mx	.008	4.75
55	MP5A	X	-3.935	.25
56	MP5A	Z	6.816	.25
57	MP5A	Mx	.004	.25
58	MP5A	X	-3.935	4.75
59	MP5A	Z	6.816	4.75
60	MP5A	Mx	.004	4.75
61	MP5B	X	-6.188	.25
62	MP5B	Z	10.719	.25
63	MP5B	Mx	-.013	.25
64	MP5B	X	-6.188	4.75
65	MP5B	Z	10.719	4.75
66	MP5B	Mx	-.013	4.75
67	MP5C	X	-4.99	.25
68	MP5C	Z	8.642	.25
69	MP5C	Mx	.008	.25
70	MP5C	X	-4.99	4.75
71	MP5C	Z	8.642	4.75
72	MP5C	Mx	.008	4.75
73	MP2A	X	-.52	6
74	MP2A	Z	.901	6
75	MP2A	Mx	-.00026	6
76	MP2B	X	-.382	6
77	MP2B	Z	.661	6
78	MP2B	Mx	.000376	6
79	MP2C	X	-.455	6
80	MP2C	Z	.788	6
81	MP2C	Mx	-.000349	6
82	MP2A	X	-2.498	2
83	MP2A	Z	4.326	2
84	MP2A	Mx	.002	2
85	MP2B	X	-1.848	2
86	MP2B	Z	3.2	2
87	MP2B	Mx	.002	2



Company :
 Designer :
 Job Number :
 Model Name : 469402-VZW_MT_LO_H

May 18, 2022
 9:07 AM
 Checked By: _____

Member Point Loads (BLC 34 : Antenna Wm (210 Deg)) (Continued)

	Member Label	Direction	Magnitude[lb.k-ft]	Location[ft.%]
88	MP2C	X	-2.193	2
89	MP2C	Z	3.799	2
90	MP2C	Mx	-.004	2
91	MP2A	X	-2.411	2
92	MP2A	Z	4.176	2
93	MP2A	Mx	-.005	2
94	MP2B	X	-1.512	2
95	MP2B	Z	2.619	2
96	MP2B	Mx	.001	2
97	MP2C	X	-1.991	2
98	MP2C	Z	3.448	2
99	MP2C	Mx	.000608	2
100	MP4A	X	-2.902	4
101	MP4A	Z	5.026	4
102	MP4A	Mx	.002	4
103	MP4A	X	-2.902	6
104	MP4A	Z	5.026	6
105	MP4A	Mx	.002	6
106	MP4B	X	-1.403	4
107	MP4B	Z	2.429	4
108	MP4B	Mx	-.002	4
109	MP4B	X	-1.403	6
110	MP4B	Z	2.429	6
111	MP4B	Mx	-.002	6
112	MP4C	X	-2.2	4
113	MP4C	Z	3.811	4
114	MP4C	Mx	.003	4
115	MP4C	X	-2.2	6
116	MP4C	Z	3.811	6
117	MP4C	Mx	.003	6

Member Point Loads (BLC 35 : Antenna Wm (240 Deg))

	Member Label	Direction	Magnitude[lb.k-ft]	Location[ft.%]
1	MP2A	X	-8.532	3
2	MP2A	Z	4.926	3
3	MP2A	Mx	.013	3
4	MP2A	X	-8.532	7
5	MP2A	Z	4.926	7
6	MP2A	Mx	.013	7
7	MP2B	X	-9.176	3
8	MP2B	Z	5.298	3
9	MP2B	Mx	-.005	3
10	MP2B	X	-9.176	7
11	MP2B	Z	5.298	7
12	MP2B	Mx	-.005	7
13	MP2C	X	-11.028	3
14	MP2C	Z	6.367	3
15	MP2C	Mx	-.003	3
16	MP2C	X	-11.028	7
17	MP2C	Z	6.367	7
18	MP2C	Mx	-.003	7
19	MP2A	X	-8.532	3
20	MP2A	Z	4.926	3
21	MP2A	Mx	.007	3
22	MP2A	X	-8.532	7
23	MP2A	Z	4.926	7



Company :
 Designer :
 Job Number :
 Model Name : 469402-VZW_MT_LO_H

May 18, 2022
 9:07 AM
 Checked By: _____

Member Point Loads (BLC 35 : Antenna Wm (240 Deg)) (Continued)

	Member Label	Direction	Magnitude[lb.k-ft]	Location[ft,%]
24	MP2A	Mx	.007	7
25	MP2B	X	-9.176	3
26	MP2B	Z	5.298	3
27	MP2B	Mx	-.014	3
28	MP2B	X	-9.176	7
29	MP2B	Z	5.298	7
30	MP2B	Mx	-.014	7
31	MP2C	X	-11.028	3
32	MP2C	Z	6.367	3
33	MP2C	Mx	.013	3
34	MP2C	X	-11.028	7
35	MP2C	Z	6.367	7
36	MP2C	Mx	.013	7
37	MP1A	X	-9.527	.25
38	MP1A	Z	5.5	.25
39	MP1A	Mx	.01	.25
40	MP1A	X	-9.527	4.75
41	MP1A	Z	5.5	4.75
42	MP1A	Mx	.01	4.75
43	MP1B	X	-8.642	.25
44	MP1B	Z	4.99	.25
45	MP1B	Mx	-.008	.25
46	MP1B	X	-8.642	4.75
47	MP1B	Z	4.99	4.75
48	MP1B	Mx	-.008	4.75
49	MP1C	X	-6.095	.25
50	MP1C	Z	3.519	.25
51	MP1C	Mx	.003	.25
52	MP1C	X	-6.095	4.75
53	MP1C	Z	3.519	4.75
54	MP1C	Mx	.003	4.75
55	MP5A	X	-9.527	.25
56	MP5A	Z	5.5	.25
57	MP5A	Mx	.01	.25
58	MP5A	X	-9.527	4.75
59	MP5A	Z	5.5	4.75
60	MP5A	Mx	.01	4.75
61	MP5B	X	-8.642	.25
62	MP5B	Z	4.99	.25
63	MP5B	Mx	-.008	.25
64	MP5B	X	-8.642	4.75
65	MP5B	Z	4.99	4.75
66	MP5B	Mx	-.008	4.75
67	MP5C	X	-6.095	.25
68	MP5C	Z	3.519	.25
69	MP5C	Mx	.003	.25
70	MP5C	X	-6.095	4.75
71	MP5C	Z	3.519	4.75
72	MP5C	Mx	.003	4.75
73	MP2A	X	-.734	6
74	MP2A	Z	.424	6
75	MP2A	Mx	-.000367	6
76	MP2B	X	-.788	6
77	MP2B	Z	.455	6
78	MP2B	Mx	.000349	6
79	MP2C	X	-.945	6
80	MP2C	Z	.545	6



Company :
 Designer :
 Job Number :
 Model Name : 469402-VZW_MT_LO_H

May 18, 2022
 9:07 AM
 Checked By: _____

Member Point Loads (BLC 35 : Antenna Wm (240 Deg)) (Continued)

	Member Label	Direction	Magnitude[lb.k-ft]	Location[ft.%]
81	MP2C	Mx	-.000186	6
82	MP2A	X	-3.544	2
83	MP2A	Z	2.046	2
84	MP2A	Mx	-6.7e-5	2
85	MP2B	X	-3.799	2
86	MP2B	Z	2.193	2
87	MP2B	Mx	.004	2
88	MP2C	X	-4.534	2
89	MP2C	Z	2.618	2
90	MP2C	Mx	-.005	2
91	MP2A	X	-3.095	2
92	MP2A	Z	1.787	2
93	MP2A	Mx	-.003	2
94	MP2B	X	-3.448	2
95	MP2B	Z	1.991	2
96	MP2B	Mx	-.000607	2
97	MP2C	X	-4.464	2
98	MP2C	Z	2.577	2
99	MP2C	Mx	.003	2
100	MP4A	X	-3.222	4
101	MP4A	Z	1.86	4
102	MP4A	Mx	.003	4
103	MP4A	X	-3.222	6
104	MP4A	Z	1.86	6
105	MP4A	Mx	.003	6
106	MP4B	X	-3.811	4
107	MP4B	Z	2.2	4
108	MP4B	Mx	-.003	4
109	MP4B	X	-3.811	6
110	MP4B	Z	2.2	6
111	MP4B	Mx	-.003	6
112	MP4C	X	-5.506	4
113	MP4C	Z	3.179	4
114	MP4C	Mx	.002	4
115	MP4C	X	-5.506	6
116	MP4C	Z	3.179	6
117	MP4C	Mx	.002	6

Member Point Loads (BLC 36 : Antenna Wm (270 Deg))

	Member Label	Direction	Magnitude[lb.k-ft]	Location[ft.%]
1	MP2A	X	-8.714	3
2	MP2A	Z	0	3
3	MP2A	Mx	.01	3
4	MP2A	X	-8.714	7
5	MP2A	Z	0	7
6	MP2A	Mx	.01	7
7	MP2B	X	-12.734	3
8	MP2B	Z	0	3
9	MP2B	Mx	.003	3
10	MP2B	X	-12.734	7
11	MP2B	Z	0	7
12	MP2B	Mx	.003	7
13	MP2C	X	-13.13	3
14	MP2C	Z	0	3
15	MP2C	Mx	-.011	3
16	MP2C	X	-13.13	7



Company :
 Designer :
 Job Number :
 Model Name : 469402-VZW_MT_LO_H

May 18, 2022
 9:07 AM
 Checked By: _____

Member Point Loads (BLC 36 : Antenna Wm (270 Deg)) (Continued)

	Member Label	Direction	Magnitude[lb.k-ft]	Location[ft. %]
17	MP2C	Z	0	7
18	MP2C	Mx	-.011	7
19	MP2A	X	-8.714	3
20	MP2A	Z	0	3
21	MP2A	Mx	.01	3
22	MP2A	X	-8.714	7
23	MP2A	Z	0	7
24	MP2A	Mx	.01	7
25	MP2B	X	-12.734	3
26	MP2B	Z	0	3
27	MP2B	Mx	-.013	3
28	MP2B	X	-12.734	7
29	MP2B	Z	0	7
30	MP2B	Mx	-.013	7
31	MP2C	X	-13.13	3
32	MP2C	Z	0	3
33	MP2C	Mx	.006	3
34	MP2C	X	-13.13	7
35	MP2C	Z	0	7
36	MP2C	Mx	.006	7
37	MP1A	X	-12.566	.25
38	MP1A	Z	0	.25
39	MP1A	Mx	.013	.25
40	MP1A	X	-12.566	4.75
41	MP1A	Z	0	4.75
42	MP1A	Mx	.013	4.75
43	MP1B	X	-7.038	.25
44	MP1B	Z	0	.25
45	MP1B	Mx	-.003	.25
46	MP1B	X	-7.038	4.75
47	MP1B	Z	0	4.75
48	MP1B	Mx	-.003	4.75
49	MP1C	X	-6.495	.25
50	MP1C	Z	0	.25
51	MP1C	Mx	-.001	.25
52	MP1C	X	-6.495	4.75
53	MP1C	Z	0	4.75
54	MP1C	Mx	-.001	4.75
55	MP5A	X	-12.566	.25
56	MP5A	Z	0	.25
57	MP5A	Mx	.013	.25
58	MP5A	X	-12.566	4.75
59	MP5A	Z	0	4.75
60	MP5A	Mx	.013	4.75
61	MP5B	X	-7.038	.25
62	MP5B	Z	0	.25
63	MP5B	Mx	-.003	.25
64	MP5B	X	-7.038	4.75
65	MP5B	Z	0	4.75
66	MP5B	Mx	-.003	4.75
67	MP5C	X	-6.495	.25
68	MP5C	Z	0	.25
69	MP5C	Mx	-.001	.25
70	MP5C	X	-6.495	4.75
71	MP5C	Z	0	4.75
72	MP5C	Mx	-.001	4.75
73	MP2A	X	-.751	6



Company :
 Designer :
 Job Number :
 Model Name : 469402-VZW_MT_LO_H

May 18, 2022
 9:07 AM
 Checked By: _____

Member Point Loads (BLC 36 : Antenna Wm (270 Deg)) (Continued)

	Member Label	Direction	Magnitude[lb.k-ft]	Location[ft.%]
74	MP2A	Z	0	6
75	MP2A	Mx	-0.00376	6
76	MP2B	X	-1.091	6
77	MP2B	Z	0	6
78	MP2B	Mx	.000187	6
79	MP2C	X	-1.124	6
80	MP2C	Z	0	6
81	MP2C	Mx	9.8e-5	6
82	MP2A	X	-3.641	2
83	MP2A	Z	0	2
84	MP2A	Mx	-.002	2
85	MP2B	X	-5.235	2
86	MP2B	Z	0	2
87	MP2B	Mx	.005	2
88	MP2C	X	-5.392	2
89	MP2C	Z	0	2
90	MP2C	Mx	-.004	2
91	MP2A	X	-2.949	2
92	MP2A	Z	0	2
93	MP2A	Mx	-.001	2
94	MP2B	X	-5.155	2
95	MP2B	Z	0	2
96	MP2B	Mx	-.003	2
97	MP2C	X	-5.371	2
98	MP2C	Z	0	2
99	MP2C	Mx	.005	2
100	MP4A	X	-2.68	4
101	MP4A	Z	0	4
102	MP4A	Mx	.002	4
103	MP4A	X	-2.68	6
104	MP4A	Z	0	6
105	MP4A	Mx	.002	6
106	MP4B	X	-6.358	4
107	MP4B	Z	0	4
108	MP4B	Mx	-.002	4
109	MP4B	X	-6.358	6
110	MP4B	Z	0	6
111	MP4B	Mx	-.002	6
112	MP4C	X	-6.719	4
113	MP4C	Z	0	4
114	MP4C	Mx	-.000972	4
115	MP4C	X	-6.719	6
116	MP4C	Z	0	6
117	MP4C	Mx	-.000972	6

Member Point Loads (BLC 37 : Antenna Wm (300 Deg))

	Member Label	Direction	Magnitude[lb.k-ft]	Location[ft.%]
1	MP2A	X	-8.532	3
2	MP2A	Z	-4.926	3
3	MP2A	Mx	.007	3
4	MP2A	X	-8.532	7
5	MP2A	Z	-4.926	7
6	MP2A	Mx	.007	7
7	MP2B	X	-11.371	3
8	MP2B	Z	-6.565	3
9	MP2B	Mx	.011	3



Company :
 Designer :
 Job Number :
 Model Name : 469402-VZW_MT_LO_H

May 18, 2022
 9:07 AM
 Checked By: _____

Member Point Loads (BLC 37 : Antenna Wm (300 Deg)) (Continued)

	Member Label	Direction	Magnitude[lb.k-ft]	Location[ft,%]
10	MP2B	X	-11.371	7
11	MP2B	Z	-6.565	7
12	MP2B	Mx	.011	7
13	MP2C	X	-9.86	3
14	MP2C	Z	-5.693	3
15	MP2C	Mx	-.014	3
16	MP2C	X	-9.86	7
17	MP2C	Z	-5.693	7
18	MP2C	Mx	-.014	7
19	MP2A	X	-8.532	3
20	MP2A	Z	-4.926	3
21	MP2A	Mx	.013	3
22	MP2A	X	-8.532	7
23	MP2A	Z	-4.926	7
24	MP2A	Mx	.013	7
25	MP2B	X	-11.371	3
26	MP2B	Z	-6.565	3
27	MP2B	Mx	-.006	3
28	MP2B	X	-11.371	7
29	MP2B	Z	-6.565	7
30	MP2B	Mx	-.006	7
31	MP2C	X	-9.86	3
32	MP2C	Z	-5.693	3
33	MP2C	Mx	-.003	3
34	MP2C	X	-9.86	7
35	MP2C	Z	-5.693	7
36	MP2C	Mx	-.003	7
37	MP1A	X	-9.527	.25
38	MP1A	Z	-5.5	.25
39	MP1A	Mx	.01	.25
40	MP1A	X	-9.527	4.75
41	MP1A	Z	-5.5	4.75
42	MP1A	Mx	.01	4.75
43	MP1B	X	-5.625	.25
44	MP1B	Z	-3.247	.25
45	MP1B	Mx	.001	.25
46	MP1B	X	-5.625	4.75
47	MP1B	Z	-3.247	4.75
48	MP1B	Mx	.001	4.75
49	MP1C	X	-7.701	.25
50	MP1C	Z	-4.446	.25
51	MP1C	Mx	-.006	.25
52	MP1C	X	-7.701	4.75
53	MP1C	Z	-4.446	4.75
54	MP1C	Mx	-.006	4.75
55	MP5A	X	-9.527	.25
56	MP5A	Z	-5.5	.25
57	MP5A	Mx	.01	.25
58	MP5A	X	-9.527	4.75
59	MP5A	Z	-5.5	4.75
60	MP5A	Mx	.01	4.75
61	MP5B	X	-5.625	.25
62	MP5B	Z	-3.247	.25
63	MP5B	Mx	.001	.25
64	MP5B	X	-5.625	4.75
65	MP5B	Z	-3.247	4.75
66	MP5B	Mx	.001	4.75



Company :
 Designer :
 Job Number :
 Model Name : 469402-VZW_MT_LO_H

May 18, 2022
 9:07 AM
 Checked By: _____

Member Point Loads (BLC 37 : Antenna Wm (300 Deg)) (Continued)

	Member Label	Direction	Magnitude[lb.k-ft]	Location[ft,%]
67	MP5C	X	-7.701	.25
68	MP5C	Z	-4.446	.25
69	MP5C	Mx	-.006	.25
70	MP5C	X	-7.701	4.75
71	MP5C	Z	-4.446	4.75
72	MP5C	Mx	-.006	4.75
73	MP2A	X	-.734	6
74	MP2A	Z	-.424	6
75	MP2A	Mx	-.000367	6
76	MP2B	X	-.974	6
77	MP2B	Z	-.562	6
78	MP2B	Mx	-9.7e-5	6
79	MP2C	X	-.846	6
80	MP2C	Z	-.489	6
81	MP2C	Mx	.000314	6
82	MP2A	X	-3.544	2
83	MP2A	Z	-2.046	2
84	MP2A	Mx	-.003	2
85	MP2B	X	-4.67	2
86	MP2B	Z	-2.696	2
87	MP2B	Mx	.004	2
88	MP2C	X	-4.071	2
89	MP2C	Z	-2.35	2
90	MP2C	Mx	-.001	2
91	MP2A	X	-3.095	2
92	MP2A	Z	-1.787	2
93	MP2A	Mx	-5.8e-5	2
94	MP2B	X	-4.652	2
95	MP2B	Z	-2.686	2
96	MP2B	Mx	-.005	2
97	MP2C	X	-3.823	2
98	MP2C	Z	-2.207	2
99	MP2C	Mx	.004	2
100	MP4A	X	-3.222	4
101	MP4A	Z	-1.86	4
102	MP4A	Mx	.003	4
103	MP4A	X	-3.222	6
104	MP4A	Z	-1.86	6
105	MP4A	Mx	.003	6
106	MP4B	X	-5.819	4
107	MP4B	Z	-3.36	4
108	MP4B	Mx	.000973	4
109	MP4B	X	-5.819	6
110	MP4B	Z	-3.36	6
111	MP4B	Mx	.000973	6
112	MP4C	X	-4.437	4
113	MP4C	Z	-2.562	4
114	MP4C	Mx	-.003	4
115	MP4C	X	-4.437	6
116	MP4C	Z	-2.562	6
117	MP4C	Mx	-.003	6

Member Point Loads (BLC 38 : Antenna Wm (330 Deg))

	Member Label	Direction	Magnitude[lb.k-ft]	Location[ft,%]
1	MP2A	X	-6.064	3
2	MP2A	Z	-10.504	3



Company :
 Designer :
 Job Number :
 Model Name : 469402-VZW_MT_LO_H

May 18, 2022
 9:07 AM
 Checked By: _____

Member Point Loads (BLC 38 : Antenna Wm (330 Deg)) (Continued)

	Member Label	Direction	Magnitude[lb.k-ft]	Location[ft.%]
3	MP2A	Mx	7.2e-5	3
4	MP2A	X	-6.064	7
5	MP2A	Z	-10.504	7
6	MP2A	Mx	7.2e-5	7
7	MP2B	X	-5.693	3
8	MP2B	Z	-9.86	3
9	MP2B	Mx	.014	3
10	MP2B	X	-5.693	7
11	MP2B	Z	-9.86	7
12	MP2B	Mx	.014	7
13	MP2C	X	-4.623	3
14	MP2C	Z	-8.008	3
15	MP2C	Mx	-.012	3
16	MP2C	X	-4.623	7
17	MP2C	Z	-8.008	7
18	MP2C	Mx	-.012	7
19	MP2A	X	-6.064	3
20	MP2A	Z	-10.504	3
21	MP2A	Mx	.014	3
22	MP2A	X	-6.064	7
23	MP2A	Z	-10.504	7
24	MP2A	Mx	.014	7
25	MP2B	X	-5.693	3
26	MP2B	Z	-9.86	3
27	MP2B	Mx	.003	3
28	MP2B	X	-5.693	7
29	MP2B	Z	-9.86	7
30	MP2B	Mx	.003	7
31	MP2C	X	-4.623	3
32	MP2C	Z	-8.008	3
33	MP2C	Mx	-.008	3
34	MP2C	X	-4.623	7
35	MP2C	Z	-8.008	7
36	MP2C	Mx	-.008	7
37	MP1A	X	-3.935	.25
38	MP1A	Z	-6.816	.25
39	MP1A	Mx	.004	.25
40	MP1A	X	-3.935	4.75
41	MP1A	Z	-6.816	4.75
42	MP1A	Mx	.004	4.75
43	MP1B	X	-4.446	.25
44	MP1B	Z	-7.701	.25
45	MP1B	Mx	.006	.25
46	MP1B	X	-4.446	4.75
47	MP1B	Z	-7.701	4.75
48	MP1B	Mx	.006	4.75
49	MP1C	X	-5.917	.25
50	MP1C	Z	-10.248	.25
51	MP1C	Mx	-.012	.25
52	MP1C	X	-5.917	4.75
53	MP1C	Z	-10.248	4.75
54	MP1C	Mx	-.012	4.75
55	MP5A	X	-3.935	.25
56	MP5A	Z	-6.816	.25
57	MP5A	Mx	.004	.25
58	MP5A	X	-3.935	4.75
59	MP5A	Z	-6.816	4.75



Company :
 Designer :
 Job Number :
 Model Name : 469402-VZW_MT_LO_H

May 18, 2022
 9:07 AM
 Checked By: _____

Member Point Loads (BLC 38 : Antenna Wm (330 Deg)) (Continued)

	Member Label	Direction	Magnitude[lb.k-ft]	Location[ft.%]
60	MP5A	Mx	.004	4.75
61	MP5B	X	-4.446	.25
62	MP5B	Z	-7.701	.25
63	MP5B	Mx	.006	.25
64	MP5B	X	-4.446	4.75
65	MP5B	Z	-7.701	4.75
66	MP5B	Mx	.006	4.75
67	MP5C	X	-5.917	.25
68	MP5C	Z	-10.248	.25
69	MP5C	Mx	-.012	.25
70	MP5C	X	-5.917	4.75
71	MP5C	Z	-10.248	4.75
72	MP5C	Mx	-.012	4.75
73	MP2A	X	-.52	6
74	MP2A	Z	-.901	6
75	MP2A	Mx	-.00026	6
76	MP2B	X	-.489	6
77	MP2B	Z	-.846	6
78	MP2B	Mx	-.000314	6
79	MP2C	X	-.398	6
80	MP2C	Z	-.69	6
81	MP2C	Mx	.000374	6
82	MP2A	X	-2.498	2
83	MP2A	Z	-4.326	2
84	MP2A	Mx	-.005	2
85	MP2B	X	-2.35	2
86	MP2B	Z	-4.071	2
87	MP2B	Mx	.001	2
88	MP2C	X	-1.926	2
89	MP2C	Z	-3.336	2
90	MP2C	Mx	.000712	2
91	MP2A	X	-2.411	2
92	MP2A	Z	-4.176	2
93	MP2A	Mx	.002	2
94	MP2B	X	-2.207	2
95	MP2B	Z	-3.823	2
96	MP2B	Mx	-.004	2
97	MP2C	X	-1.621	2
98	MP2C	Z	-2.807	2
99	MP2C	Mx	.002	2
100	MP4A	X	-2.902	4
101	MP4A	Z	-5.026	4
102	MP4A	Mx	.002	4
103	MP4A	X	-2.902	6
104	MP4A	Z	-5.026	6
105	MP4A	Mx	.002	6
106	MP4B	X	-2.562	4
107	MP4B	Z	-4.437	4
108	MP4B	Mx	.003	4
109	MP4B	X	-2.562	6
110	MP4B	Z	-4.437	6
111	MP4B	Mx	.003	6
112	MP4C	X	-1.583	4
113	MP4C	Z	-2.743	4
114	MP4C	Mx	-.002	4
115	MP4C	X	-1.583	6
116	MP4C	Z	-2.743	6



Member Point Loads (BLC 38 : Antenna Wm (330 Deg)) (Continued)

	Member Label	Direction	Magnitude[lb.k-ft]	Location[ft,%]
117	MP4C	Mx	-0.02	6

Member Point Loads (BLC 77 : Lm1)

	Member Label	Direction	Magnitude[lb.k-ft]	Location[ft,%]
1	M133	Y	-500	%100

Member Point Loads (BLC 78 : Lm2)

	Member Label	Direction	Magnitude[lb.k-ft]	Location[ft,%]
1	M137	Y	-500	%100

Member Point Loads (BLC 79 : Lv1)

	Member Label	Direction	Magnitude[lb.k-ft]	Location[ft,%]
1	M2	Y	-250	%100

Member Point Loads (BLC 80 : Lv2)

	Member Label	Direction	Magnitude[lb.k-ft]	Location[ft,%]
1	M2	Y	-250	%50

Member Point Loads (BLC 81 : Antenna Ev)

	Member Label	Direction	Magnitude[lb.k-ft]	Location[ft,%]
1	MP2A	Y	-1.384	3
2	MP2A	My	-0.02	3
3	MP2A	Mz	.000923	3
4	MP2A	Y	-1.384	7
5	MP2A	My	-0.02	7
6	MP2A	Mz	.000923	7
7	MP2B	Y	-1.384	3
8	MP2B	My	-0.00315	3
9	MP2B	Mz	-0.02	3
10	MP2B	Y	-1.384	7
11	MP2B	My	-0.00315	7
12	MP2B	Mz	-0.02	7
13	MP2C	Y	-1.384	3
14	MP2C	My	.001	3
15	MP2C	Mz	.001	3
16	MP2C	Y	-1.384	7
17	MP2C	My	.001	7
18	MP2C	Mz	.001	7
19	MP2A	Y	-1.384	3
20	MP2A	My	-0.02	3
21	MP2A	Mz	-0.000923	3
22	MP2A	Y	-1.384	7
23	MP2A	My	-0.02	7
24	MP2A	Mz	-0.000923	7
25	MP2B	Y	-1.384	3
26	MP2B	My	.001	3
27	MP2B	Mz	-0.001	3
28	MP2B	Y	-1.384	7
29	MP2B	My	.001	7
30	MP2B	Mz	-0.001	7
31	MP2C	Y	-1.384	3
32	MP2C	My	-0.000628	3
33	MP2C	Mz	.002	3
34	MP2C	Y	-1.384	7



Company :
 Designer :
 Job Number :
 Model Name : 469402-VZW_MT_LO_H

May 18, 2022
 9:07 AM
 Checked By: _____

Member Point Loads (BLC 81 : Antenna Ev) (Continued)

	Member Label	Direction	Magnitude[lb.k-ft]	Location[ft,%]
35	MP2C	My	-.000628	7
36	MP2C	Mz	.002	7
37	MP1A	Y	-.459	.25
38	MP1A	My	-.000478	.25
39	MP1A	Mz	0	.25
40	MP1A	Y	-.459	4.75
41	MP1A	My	-.000478	4.75
42	MP1A	Mz	0	4.75
43	MP1B	Y	-.459	.25
44	MP1B	My	.000164	.25
45	MP1B	Mz	-.000449	.25
46	MP1B	Y	-.459	4.75
47	MP1B	My	.000164	4.75
48	MP1B	Mz	-.000449	4.75
49	MP1C	Y	-.459	.25
50	MP1C	My	8.3e-5	.25
51	MP1C	Mz	.000471	.25
52	MP1C	Y	-.459	4.75
53	MP1C	My	8.3e-5	4.75
54	MP1C	Mz	.000471	4.75
55	MP5A	Y	-.459	.25
56	MP5A	My	-.000478	.25
57	MP5A	Mz	0	.25
58	MP5A	Y	-.459	4.75
59	MP5A	My	-.000478	4.75
60	MP5A	Mz	0	4.75
61	MP5B	Y	-.459	.25
62	MP5B	My	.000164	.25
63	MP5B	Mz	-.000449	.25
64	MP5B	Y	-.459	4.75
65	MP5B	My	.000164	4.75
66	MP5B	Mz	-.000449	4.75
67	MP5C	Y	-.459	.25
68	MP5C	My	8.3e-5	.25
69	MP5C	Mz	.000471	.25
70	MP5C	Y	-.459	4.75
71	MP5C	My	8.3e-5	4.75
72	MP5C	Mz	.000471	4.75
73	MP2A	Y	-.306	6
74	MP2A	My	.000153	6
75	MP2A	Mz	0	6
76	MP2B	Y	-.306	6
77	MP2B	My	-5.2e-5	6
78	MP2B	Mz	.000144	6
79	MP2C	Y	-.306	6
80	MP2C	My	-2.7e-5	6
81	MP2C	Mz	-.000151	6
82	MP2A	Y	-3.691	2
83	MP2A	My	.002	2
84	MP2A	Mz	.003	2
85	MP2B	Y	-3.691	2
86	MP2B	My	-.004	2
87	MP2B	Mz	.000682	2
88	MP2C	Y	-3.691	2
89	MP2C	My	.003	2
90	MP2C	Mz	-.002	2
91	MP2A	Y	-3.074	2



Company :
 Designer :
 Job Number :
 Model Name : 469402-VZW_MT_LO_H

May 18, 2022
 9:07 AM
 Checked By: _____

Member Point Loads (BLC 81 : Antenna Ev) (Continued)

	Member Label	Direction	Magnitude[lb.k-ft]	Location[ft,%]
92	MP2A	My	.002	2
93	MP2A	Mz	-.003	2
94	MP2B	Y	-3.074	2
95	MP2B	My	.002	2
96	MP2B	Mz	.002	2
97	MP2C	Y	-3.074	2
98	MP2C	My	-.003	2
99	MP2C	Mz	-.001	2
100	MP4A	Y	-1.905	4
101	MP4A	My	-.002	4
102	MP4A	Mz	0	4
103	MP4A	Y	-1.905	6
104	MP4A	My	-.002	6
105	MP4A	Mz	0	6
106	MP4B	Y	-1.905	4
107	MP4B	My	.000543	4
108	MP4B	Mz	-.001	4
109	MP4B	Y	-1.905	6
110	MP4B	My	.000543	6
111	MP4B	Mz	-.001	6
112	MP4C	Y	-1.905	4
113	MP4C	My	.000276	4
114	MP4C	Mz	.002	4
115	MP4C	Y	-1.905	6
116	MP4C	My	.000276	6
117	MP4C	Mz	.002	6

Member Point Loads (BLC 82 : Antenna Eh (0 Deg))

	Member Label	Direction	Magnitude[lb.k-ft]	Location[ft,%]
1	MP2A	Z	-3.46	3
2	MP2A	Mx	-.002	3
3	MP2A	Z	-3.46	7
4	MP2A	Mx	-.002	7
5	MP2B	Z	-3.46	3
6	MP2B	Mx	.005	3
7	MP2B	Z	-3.46	7
8	MP2B	Mx	.005	7
9	MP2C	Z	-3.46	3
10	MP2C	Mx	-.004	3
11	MP2C	Z	-3.46	7
12	MP2C	Mx	-.004	7
13	MP2A	Z	-3.46	3
14	MP2A	Mx	.002	3
15	MP2A	Z	-3.46	7
16	MP2A	Mx	.002	7
17	MP2B	Z	-3.46	3
18	MP2B	Mx	.003	3
19	MP2B	Z	-3.46	7
20	MP2B	Mx	.003	7
21	MP2C	Z	-3.46	3
22	MP2C	Mx	-.004	3
23	MP2C	Z	-3.46	7
24	MP2C	Mx	-.004	7
25	MP1A	Z	-1.148	.25
26	MP1A	Mx	0	.25
27	MP1A	Z	-1.148	4.75



Company :
 Designer :
 Job Number :
 Model Name : 469402-VZW_MT_LO_H

May 18, 2022
 9:07 AM
 Checked By: _____

Member Point Loads (BLC 82 : Antenna Eh (0 Deg)) (Continued)

	Member Label	Direction	Magnitude[lb.k-ft]	Location[ft,%]
28	MP1A	Mx	0	4.75
29	MP1B	Z	-1.148	.25
30	MP1B	Mx	.001	.25
31	MP1B	Z	-1.148	4.75
32	MP1B	Mx	.001	4.75
33	MP1C	Z	-1.148	.25
34	MP1C	Mx	-.001	.25
35	MP1C	Z	-1.148	4.75
36	MP1C	Mx	-.001	4.75
37	MP5A	Z	-1.148	.25
38	MP5A	Mx	0	.25
39	MP5A	Z	-1.148	4.75
40	MP5A	Mx	0	4.75
41	MP5B	Z	-1.148	.25
42	MP5B	Mx	.001	.25
43	MP5B	Z	-1.148	4.75
44	MP5B	Mx	.001	4.75
45	MP5C	Z	-1.148	.25
46	MP5C	Mx	-.001	.25
47	MP5C	Z	-1.148	4.75
48	MP5C	Mx	-.001	4.75
49	MP2A	Z	-.765	6
50	MP2A	Mx	0	6
51	MP2B	Z	-.765	6
52	MP2B	Mx	-.00036	6
53	MP2C	Z	-.765	6
54	MP2C	Mx	.000377	6
55	MP2A	Z	-9.228	2
56	MP2A	Mx	-.008	2
57	MP2B	Z	-9.228	2
58	MP2B	Mx	-.002	2
59	MP2C	Z	-9.228	2
60	MP2C	Mx	.006	2
61	MP2A	Z	-7.686	2
62	MP2A	Mx	.006	2
63	MP2B	Z	-7.686	2
64	MP2B	Mx	-.006	2
65	MP2C	Z	-7.686	2
66	MP2C	Mx	.003	2
67	MP4A	Z	-4.761	4
68	MP4A	Mx	0	4
69	MP4A	Z	-4.761	6
70	MP4A	Mx	0	6
71	MP4B	Z	-4.761	4
72	MP4B	Mx	.004	4
73	MP4B	Z	-4.761	6
74	MP4B	Mx	.004	6
75	MP4C	Z	-4.761	4
76	MP4C	Mx	-.004	4
77	MP4C	Z	-4.761	6
78	MP4C	Mx	-.004	6

Member Point Loads (BLC 83 : Antenna Eh (90 Deg))

	Member Label	Direction	Magnitude[lb.k-ft]	Location[ft,%]
1	MP2A	X	3.46	3
2	MP2A	Mx	-.004	3

Member Point Loads (BLC 83 : Antenna Eh (90 Deg)) (Continued)

	Member Label	Direction	Magnitude[lb.k-ft]	Location[ft. %]
3	MP2A	X	3.46	7
4	MP2A	Mx	-.004	7
5	MP2B	X	3.46	3
6	MP2B	Mx	-.000787	3
7	MP2B	X	3.46	7
8	MP2B	Mx	-.000787	7
9	MP2C	X	3.46	3
10	MP2C	Mx	.003	3
11	MP2C	X	3.46	7
12	MP2C	Mx	.003	7
13	MP2A	X	3.46	3
14	MP2A	Mx	-.004	3
15	MP2A	X	3.46	7
16	MP2A	Mx	-.004	7
17	MP2B	X	3.46	3
18	MP2B	Mx	.004	3
19	MP2B	X	3.46	7
20	MP2B	Mx	.004	7
21	MP2C	X	3.46	3
22	MP2C	Mx	-.002	3
23	MP2C	X	3.46	7
24	MP2C	Mx	-.002	7
25	MP1A	X	1.148	.25
26	MP1A	Mx	-.001	.25
27	MP1A	X	1.148	4.75
28	MP1A	Mx	-.001	4.75
29	MP1B	X	1.148	.25
30	MP1B	Mx	.000409	.25
31	MP1B	X	1.148	4.75
32	MP1B	Mx	.000409	4.75
33	MP1C	X	1.148	.25
34	MP1C	Mx	.000208	.25
35	MP1C	X	1.148	4.75
36	MP1C	Mx	.000208	4.75
37	MP5A	X	1.148	.25
38	MP5A	Mx	-.001	.25
39	MP5A	X	1.148	4.75
40	MP5A	Mx	-.001	4.75
41	MP5B	X	1.148	.25
42	MP5B	Mx	.000409	.25
43	MP5B	X	1.148	4.75
44	MP5B	Mx	.000409	4.75
45	MP5C	X	1.148	.25
46	MP5C	Mx	.000208	.25
47	MP5C	X	1.148	4.75
48	MP5C	Mx	.000208	4.75
49	MP2A	X	.765	6
50	MP2A	Mx	.000383	6
51	MP2B	X	.765	6
52	MP2B	Mx	-.000131	6
53	MP2C	X	.765	6
54	MP2C	Mx	-6.6e-5	6
55	MP2A	X	9.228	2
56	MP2A	Mx	.005	2
57	MP2B	X	9.228	2
58	MP2B	Mx	-.009	2
59	MP2C	X	9.228	2



Company :
 Designer :
 Job Number :
 Model Name : 469402-VZW_MT_LO_H

May 18, 2022
 9:07 AM
 Checked By: _____

Member Point Loads (BLC 83 : Antenna Eh (90 Deg)) (Continued)

	Member Label	Direction	Magnitude[lb.k-ft]	Location[ft.%]
60	MP2C	Mx	.007	2
61	MP2A	X	7.686	2
62	MP2A	Mx	.004	2
63	MP2B	X	7.686	2
64	MP2B	Mx	.005	2
65	MP2C	X	7.686	2
66	MP2C	Mx	-.007	2
67	MP4A	X	4.761	4
68	MP4A	Mx	-.004	4
69	MP4A	X	4.761	6
70	MP4A	Mx	-.004	6
71	MP4B	X	4.761	4
72	MP4B	Mx	.001	4
73	MP4B	X	4.761	6
74	MP4B	Mx	.001	6
75	MP4C	X	4.761	4
76	MP4C	Mx	.000689	4
77	MP4C	X	4.761	6
78	MP4C	Mx	.000689	6

Member Distributed Loads (BLC 40 : Structure Di)

	Member Label	Direction	Start Magnitude[lb/ft....	End Magnitude[lb/ft.F...	Start Location[ft.%]	End Location[ft.%]
1	M1	Y	-5.995	-5.995	0	%100
2	M2	Y	-5.995	-5.995	0	%100
3	M5	Y	-5.26	-5.26	0	%100
4	M6	Y	-5.26	-5.26	0	%100
5	M7	Y	-5.26	-5.26	0	%100
6	M8	Y	-7.675	-7.675	0	%100
7	M9	Y	-7.675	-7.675	0	%100
8	M10	Y	-6.214	-6.214	0	%100
9	M11	Y	-6.214	-6.214	0	%100
10	M12	Y	-6.214	-6.214	0	%100
11	M13	Y	-6.214	-6.214	0	%100
12	M14	Y	-4.209	-4.209	0	%100
13	M15	Y	-4.209	-4.209	0	%100
14	M16	Y	-6.214	-6.214	0	%100
15	M17	Y	-6.214	-6.214	0	%100
16	M18	Y	-4.209	-4.209	0	%100
17	M19	Y	-4.209	-4.209	0	%100
18	M20	Y	-4.209	-4.209	0	%100
19	M23	Y	-5.26	-5.26	0	%100
20	M24	Y	-5.26	-5.26	0	%100
21	M25	Y	-5.26	-5.26	0	%100
22	M26	Y	-7.675	-7.675	0	%100
23	M27	Y	-7.675	-7.675	0	%100
24	M28	Y	-6.214	-6.214	0	%100
25	M29	Y	-6.214	-6.214	0	%100
26	M30	Y	-6.214	-6.214	0	%100
27	M31	Y	-6.214	-6.214	0	%100
28	M32	Y	-4.209	-4.209	0	%100
29	M33	Y	-4.209	-4.209	0	%100
30	M34	Y	-6.214	-6.214	0	%100
31	M35	Y	-6.214	-6.214	0	%100
32	M36	Y	-4.209	-4.209	0	%100
33	M37	Y	-4.209	-4.209	0	%100



Company :
 Designer :
 Job Number :
 Model Name : 469402-VZW_MT_LO_H

May 18, 2022
 9:07 AM
 Checked By: _____

Member Distributed Loads (BLC 40 : Structure Di) (Continued)

	Member Label	Direction	Start Magnitude[lb/ft,...	End Magnitude[lb/ft,F...	Start Location[ft,%]	End Location[ft,%]
34	M38	Y	-4.209	-4.209	0	%100
35	M39	Y	-5.995	-5.995	0	%100
36	M40	Y	-5.995	-5.995	0	%100
37	M43	Y	-5.26	-5.26	0	%100
38	M44	Y	-5.26	-5.26	0	%100
39	M45	Y	-5.26	-5.26	0	%100
40	M46	Y	-7.675	-7.675	0	%100
41	M47	Y	-7.675	-7.675	0	%100
42	M48	Y	-6.214	-6.214	0	%100
43	M49	Y	-6.214	-6.214	0	%100
44	M50	Y	-6.214	-6.214	0	%100
45	M51	Y	-6.214	-6.214	0	%100
46	M52	Y	-4.209	-4.209	0	%100
47	M53	Y	-4.209	-4.209	0	%100
48	M54	Y	-6.214	-6.214	0	%100
49	M55	Y	-6.214	-6.214	0	%100
50	M56	Y	-4.209	-4.209	0	%100
51	M57	Y	-4.209	-4.209	0	%100
52	M58	Y	-4.209	-4.209	0	%100
53	M61	Y	-5.26	-5.26	0	%100
54	M62	Y	-5.26	-5.26	0	%100
55	M63	Y	-5.26	-5.26	0	%100
56	M64	Y	-7.675	-7.675	0	%100
57	M65	Y	-7.675	-7.675	0	%100
58	M66	Y	-6.214	-6.214	0	%100
59	M67	Y	-6.214	-6.214	0	%100
60	M68	Y	-6.214	-6.214	0	%100
61	M69	Y	-6.214	-6.214	0	%100
62	M70	Y	-4.209	-4.209	0	%100
63	M71	Y	-4.209	-4.209	0	%100
64	M72	Y	-6.214	-6.214	0	%100
65	M73	Y	-6.214	-6.214	0	%100
66	M74	Y	-4.209	-4.209	0	%100
67	M75	Y	-4.209	-4.209	0	%100
68	M76	Y	-4.209	-4.209	0	%100
69	M77	Y	-5.995	-5.995	0	%100
70	M78	Y	-5.995	-5.995	0	%100
71	M81	Y	-5.26	-5.26	0	%100
72	M82	Y	-5.26	-5.26	0	%100
73	M83	Y	-5.26	-5.26	0	%100
74	M84	Y	-7.675	-7.675	0	%100
75	M85	Y	-7.675	-7.675	0	%100
76	M86	Y	-6.214	-6.214	0	%100
77	M87	Y	-6.214	-6.214	0	%100
78	M88	Y	-6.214	-6.214	0	%100
79	M89	Y	-6.214	-6.214	0	%100
80	M90	Y	-4.209	-4.209	0	%100
81	M91	Y	-4.209	-4.209	0	%100
82	M92	Y	-6.214	-6.214	0	%100
83	M93	Y	-6.214	-6.214	0	%100
84	M94	Y	-4.209	-4.209	0	%100
85	M95	Y	-4.209	-4.209	0	%100
86	M96	Y	-4.209	-4.209	0	%100
87	M99	Y	-5.26	-5.26	0	%100
88	M100	Y	-5.26	-5.26	0	%100
89	M101	Y	-5.26	-5.26	0	%100
90	M102	Y	-7.675	-7.675	0	%100



Company :
 Designer :
 Job Number :
 Model Name : 469402-VZW_MT_LO_H

May 18, 2022
 9:07 AM
 Checked By: _____

Member Distributed Loads (BLC 40 : Structure Di) (Continued)

	Member Label	Direction	Start Magnitude[lb/ft,...	End Magnitude[lb/ft,F...	Start Location[ft, %]	End Location[ft, %]
91	M103	Y	-7.675	-7.675	0	%100
92	M104	Y	-6.214	-6.214	0	%100
93	M105	Y	-6.214	-6.214	0	%100
94	M106	Y	-6.214	-6.214	0	%100
95	M107	Y	-6.214	-6.214	0	%100
96	M108	Y	-4.209	-4.209	0	%100
97	M109	Y	-4.209	-4.209	0	%100
98	M110	Y	-6.214	-6.214	0	%100
99	M111	Y	-6.214	-6.214	0	%100
100	M112	Y	-4.209	-4.209	0	%100
101	M113	Y	-4.209	-4.209	0	%100
102	M114	Y	-4.209	-4.209	0	%100
103	M115	Y	-9.119	-9.119	0	%100
104	M117	Y	-9.119	-9.119	0	%100
105	M119	Y	-9.119	-9.119	0	%100
106	M121	Y	-9.119	-9.119	0	%100
107	M123	Y	-9.119	-9.119	0	%100
108	M125	Y	-9.119	-9.119	0	%100
109	M127	Y	-6.914	-6.914	0	%100
110	M128	Y	-6.914	-6.914	0	%100
111	M129	Y	-6.914	-6.914	0	%100
112	MP5A	Y	-5.26	-5.26	0	%100
113	MP1A	Y	-5.26	-5.26	0	%100
114	MP4A	Y	-5.26	-5.26	0	%100
115	MP2A	Y	-5.26	-5.26	0	%100
116	MP3A	Y	-5.26	-5.26	0	%100
117	MP5C	Y	-5.26	-5.26	0	%100
118	MP1C	Y	-5.26	-5.26	0	%100
119	MP4C	Y	-5.26	-5.26	0	%100
120	MP2C	Y	-5.26	-5.26	0	%100
121	MP3C	Y	-5.26	-5.26	0	%100
122	MP5B	Y	-5.26	-5.26	0	%100
123	MP1B	Y	-5.26	-5.26	0	%100
124	MP4B	Y	-5.26	-5.26	0	%100
125	MP2B	Y	-5.26	-5.26	0	%100
126	MP3B	Y	-5.26	-5.26	0	%100

Member Distributed Loads (BLC 41 : Structure Wo (0 Deg))

	Member Label	Direction	Start Magnitude[lb/ft,...	End Magnitude[lb/ft,F...	Start Location[ft, %]	End Location[ft, %]
1	M1	X	0	0	0	%100
2	M1	Z	-14.306	-14.306	0	%100
3	M2	X	0	0	0	%100
4	M2	Z	-14.306	-14.306	0	%100
5	M5	X	0	0	0	%100
6	M5	Z	-11.818	-11.818	0	%100
7	M6	X	0	0	0	%100
8	M6	Z	-.044	-.044	0	%100
9	M7	X	0	0	0	%100
10	M7	Z	-.044	-.044	0	%100
11	M8	X	0	0	0	%100
12	M8	Z	-.007	-.007	0	%100
13	M9	X	0	0	0	%100
14	M9	Z	-.007	-.007	0	%100
15	M10	X	0	0	0	%100
16	M10	Z	-1.866	-1.866	0	%100
17	M11	X	0	0	0	%100



Company :
 Designer :
 Job Number :
 Model Name : 469402-VZW_MT_LO_H

May 18, 2022
 9:07 AM
 Checked By: _____

Member Distributed Loads (BLC 41 : Structure Wo (0 Deg)) (Continued)

Member Label	Direction	Start Magnitude[lb/ft,...	End Magnitude[lb/ft,F...	Start Location[ft,%]	End Location[ft,%]
18	M11	Z	-1.866	-1.866	0 %100
19	M12	X	0	0	0 %100
20	M12	Z	-1.866	-1.866	0 %100
21	M13	X	0	0	0 %100
22	M13	Z	-1.866	-1.866	0 %100
23	M14	X	0	0	0 %100
24	M14	Z	-7.661	-7.661	0 %100
25	M15	X	0	0	0 %100
26	M15	Z	-7.661	-7.661	0 %100
27	M16	X	0	0	0 %100
28	M16	Z	-1.866	-1.866	0 %100
29	M17	X	0	0	0 %100
30	M17	Z	-1.866	-1.866	0 %100
31	M18	X	0	0	0 %100
32	M18	Z	-7.661	-7.661	0 %100
33	M19	X	0	0	0 %100
34	M19	Z	-4.91	-4.91	0 %100
35	M20	X	0	0	0 %100
36	M20	Z	-4.91	-4.91	0 %100
37	M23	X	0	0	0 %100
38	M23	Z	-11.818	-11.818	0 %100
39	M24	X	0	0	0 %100
40	M24	Z	-.044	-.044	0 %100
41	M25	X	0	0	0 %100
42	M25	Z	-.044	-.044	0 %100
43	M26	X	0	0	0 %100
44	M26	Z	-.007	-.007	0 %100
45	M27	X	0	0	0 %100
46	M27	Z	-.007	-.007	0 %100
47	M28	X	0	0	0 %100
48	M28	Z	-1.866	-1.866	0 %100
49	M29	X	0	0	0 %100
50	M29	Z	-1.866	-1.866	0 %100
51	M30	X	0	0	0 %100
52	M30	Z	-1.866	-1.866	0 %100
53	M31	X	0	0	0 %100
54	M31	Z	-1.866	-1.866	0 %100
55	M32	X	0	0	0 %100
56	M32	Z	-7.661	-7.661	0 %100
57	M33	X	0	0	0 %100
58	M33	Z	-7.661	-7.661	0 %100
59	M34	X	0	0	0 %100
60	M34	Z	-1.866	-1.866	0 %100
61	M35	X	0	0	0 %100
62	M35	Z	-1.866	-1.866	0 %100
63	M36	X	0	0	0 %100
64	M36	Z	-7.661	-7.661	0 %100
65	M37	X	0	0	0 %100
66	M37	Z	-4.91	-4.91	0 %100
67	M38	X	0	0	0 %100
68	M38	Z	-4.91	-4.91	0 %100
69	M39	X	0	0	0 %100
70	M39	Z	-3.577	-3.577	0 %100
71	M40	X	0	0	0 %100
72	M40	Z	-3.577	-3.577	0 %100
73	M43	X	0	0	0 %100
74	M43	Z	-11.818	-11.818	0 %100



Company :
 Designer :
 Job Number :
 Model Name : 469402-VZW_MT_LO_H

May 18, 2022
 9:07 AM
 Checked By: _____

Member Distributed Loads (BLC 41 : Structure Wo (0 Deg)) (Continued)

Member Label	Direction	Start Magnitude[lb/ft,...	End Magnitude[lb/ft,F...	Start Location[ft, %]	End Location[ft, %]
75	M44	X	0	0	%100
76	M44	Z	-9.465	-9.465	%100
77	M45	X	0	0	%100
78	M45	Z	-9.465	-9.465	%100
79	M46	X	0	0	%100
80	M46	Z	-1.495	-1.495	%100
81	M47	X	0	0	%100
82	M47	Z	-1.495	-1.495	%100
83	M48	X	0	0	%100
84	M48	Z	-1.866	-1.866	%100
85	M49	X	0	0	%100
86	M49	Z	-1.866	-1.866	%100
87	M50	X	0	0	%100
88	M50	Z	-1.866	-1.866	%100
89	M51	X	0	0	%100
90	M51	Z	-1.866	-1.866	%100
91	M52	X	0	0	%100
92	M52	Z	-7.661	-7.661	%100
93	M53	X	0	0	%100
94	M53	Z	-7.661	-7.661	%100
95	M54	X	0	0	%100
96	M54	Z	-1.866	-1.866	%100
97	M55	X	0	0	%100
98	M55	Z	-1.866	-1.866	%100
99	M56	X	0	0	%100
100	M56	Z	-7.661	-7.661	%100
101	M57	X	0	0	%100
102	M57	Z	-7.591	-7.591	%100
103	M58	X	0	0	%100
104	M58	Z	-7.591	-7.591	%100
105	M61	X	0	0	%100
106	M61	Z	-11.818	-11.818	%100
107	M62	X	0	0	%100
108	M62	Z	-8.218	-8.218	%100
109	M63	X	0	0	%100
110	M63	Z	-8.218	-8.218	%100
111	M64	X	0	0	%100
112	M64	Z	-1.298	-1.298	%100
113	M65	X	0	0	%100
114	M65	Z	-1.298	-1.298	%100
115	M66	X	0	0	%100
116	M66	Z	-1.866	-1.866	%100
117	M67	X	0	0	%100
118	M67	Z	-1.866	-1.866	%100
119	M68	X	0	0	%100
120	M68	Z	-1.866	-1.866	%100
121	M69	X	0	0	%100
122	M69	Z	-1.866	-1.866	%100
123	M70	X	0	0	%100
124	M70	Z	-7.661	-7.661	%100
125	M71	X	0	0	%100
126	M71	Z	-7.661	-7.661	%100
127	M72	X	0	0	%100
128	M72	Z	-1.866	-1.866	%100
129	M73	X	0	0	%100
130	M73	Z	-1.866	-1.866	%100
131	M74	X	0	0	%100



Company :
 Designer :
 Job Number :
 Model Name : 469402-VZW_MT_LO_H

May 18, 2022
 9:07 AM
 Checked By: _____

Member Distributed Loads (BLC 41 : Structure Wo (0 Deg)) (Continued)

Member Label	Direction	Start Magnitude[lb/ft,...	End Magnitude[lb/ft,F...	Start Location[ft,%]	End Location[ft,%]
132	M74	Z	-7.661	-7.661	0 %100
133	M75	X	0	0	0 %100
134	M75	Z	-7.236	-7.236	0 %100
135	M76	X	0	0	0 %100
136	M76	Z	-7.236	-7.236	0 %100
137	M77	X	0	0	0 %100
138	M77	Z	-3.577	-3.577	0 %100
139	M78	X	0	0	0 %100
140	M78	Z	-3.577	-3.577	0 %100
141	M81	X	0	0	0 %100
142	M81	Z	-11.818	-11.818	0 %100
143	M82	X	0	0	0 %100
144	M82	Z	-8.218	-8.218	0 %100
145	M83	X	0	0	0 %100
146	M83	Z	-8.218	-8.218	0 %100
147	M84	X	0	0	0 %100
148	M84	Z	-1.298	-1.298	0 %100
149	M85	X	0	0	0 %100
150	M85	Z	-1.298	-1.298	0 %100
151	M86	X	0	0	0 %100
152	M86	Z	-1.866	-1.866	0 %100
153	M87	X	0	0	0 %100
154	M87	Z	-1.866	-1.866	0 %100
155	M88	X	0	0	0 %100
156	M88	Z	-1.866	-1.866	0 %100
157	M89	X	0	0	0 %100
158	M89	Z	-1.866	-1.866	0 %100
159	M90	X	0	0	0 %100
160	M90	Z	-7.661	-7.661	0 %100
161	M91	X	0	0	0 %100
162	M91	Z	-7.661	-7.661	0 %100
163	M92	X	0	0	0 %100
164	M92	Z	-1.866	-1.866	0 %100
165	M93	X	0	0	0 %100
166	M93	Z	-1.866	-1.866	0 %100
167	M94	X	0	0	0 %100
168	M94	Z	-7.661	-7.661	0 %100
169	M95	X	0	0	0 %100
170	M95	Z	-7.236	-7.236	0 %100
171	M96	X	0	0	0 %100
172	M96	Z	-7.236	-7.236	0 %100
173	M99	X	0	0	0 %100
174	M99	Z	-11.818	-11.818	0 %100
175	M100	X	0	0	0 %100
176	M100	Z	-9.465	-9.465	0 %100
177	M101	X	0	0	0 %100
178	M101	Z	-9.465	-9.465	0 %100
179	M102	X	0	0	0 %100
180	M102	Z	-1.495	-1.495	0 %100
181	M103	X	0	0	0 %100
182	M103	Z	-1.495	-1.495	0 %100
183	M104	X	0	0	0 %100
184	M104	Z	-1.866	-1.866	0 %100
185	M105	X	0	0	0 %100
186	M105	Z	-1.866	-1.866	0 %100
187	M106	X	0	0	0 %100
188	M106	Z	-1.866	-1.866	0 %100



Company :
 Designer :
 Job Number :
 Model Name : 469402-VZW_MT_LO_H

May 18, 2022
 9:07 AM
 Checked By: _____

Member Distributed Loads (BLC 41 : Structure Wo (0 Deg)) (Continued)

Member Label	Direction	Start Magnitude[lb/ft,...	End Magnitude[lb/ft,F...	Start Location[ft, %]	End Location[ft, %]	
189	M107	X	0	0	0	%100
190	M107	Z	-1.866	-1.866	0	%100
191	M108	X	0	0	0	%100
192	M108	Z	-7.661	-7.661	0	%100
193	M109	X	0	0	0	%100
194	M109	Z	-7.661	-7.661	0	%100
195	M110	X	0	0	0	%100
196	M110	Z	-1.866	-1.866	0	%100
197	M111	X	0	0	0	%100
198	M111	Z	-1.866	-1.866	0	%100
199	M112	X	0	0	0	%100
200	M112	Z	-7.661	-7.661	0	%100
201	M113	X	0	0	0	%100
202	M113	Z	-7.591	-7.591	0	%100
203	M114	X	0	0	0	%100
204	M114	Z	-7.591	-7.591	0	%100
205	M115	X	0	0	0	%100
206	M115	Z	-4.976	-4.976	0	%100
207	M117	X	0	0	0	%100
208	M117	Z	-4.976	-4.976	0	%100
209	M119	X	0	0	0	%100
210	M119	Z	-4.976	-4.976	0	%100
211	M121	X	0	0	0	%100
212	M121	Z	-4.976	-4.976	0	%100
213	M123	X	0	0	0	%100
214	M123	Z	-19.904	-19.904	0	%100
215	M125	X	0	0	0	%100
216	M125	Z	-19.904	-19.904	0	%100
217	M127	X	0	0	0	%100
218	M127	Z	-10.061	-10.061	0	%100
219	M128	X	0	0	0	%100
220	M128	Z	-12.927	-12.927	0	%100
221	M129	X	0	0	0	%100
222	M129	Z	-.179	-.179	0	%100
223	MP5A	X	0	0	0	%100
224	MP5A	Z	-11.818	-11.818	0	%100
225	MP1A	X	0	0	0	%100
226	MP1A	Z	-11.818	-11.818	0	%100
227	MP4A	X	0	0	0	%100
228	MP4A	Z	-11.818	-11.818	0	%100
229	MP2A	X	0	0	0	%100
230	MP2A	Z	-11.818	-11.818	0	%100
231	MP3A	X	0	0	0	%100
232	MP3A	Z	-11.818	-11.818	0	%100
233	MP5C	X	0	0	0	%100
234	MP5C	Z	-11.818	-11.818	0	%100
235	MP1C	X	0	0	0	%100
236	MP1C	Z	-11.818	-11.818	0	%100
237	MP4C	X	0	0	0	%100
238	MP4C	Z	-11.818	-11.818	0	%100
239	MP2C	X	0	0	0	%100
240	MP2C	Z	-11.818	-11.818	0	%100
241	MP3C	X	0	0	0	%100
242	MP3C	Z	-11.818	-11.818	0	%100
243	MP5B	X	0	0	0	%100
244	MP5B	Z	-11.818	-11.818	0	%100
245	MP1B	X	0	0	0	%100



Company :
 Designer :
 Job Number :
 Model Name : 469402-VZW_MT_LO_H

May 18, 2022
 9:07 AM
 Checked By: _____

Member Distributed Loads (BLC 41 : Structure Wo (0 Deg)) (Continued)

	Member Label	Direction	Start Magnitude[lb/ft,...	End Magnitude[lb/ft,F...	Start Location[ft, %]	End Location[ft, %]
246	MP1B	Z	-11.818	-11.818	0	%100
247	MP4B	X	0	0	0	%100
248	MP4B	Z	-11.818	-11.818	0	%100
249	MP2B	X	0	0	0	%100
250	MP2B	Z	-11.818	-11.818	0	%100
251	MP3B	X	0	0	0	%100
252	MP3B	Z	-11.818	-11.818	0	%100

Member Distributed Loads (BLC 42 : Structure Wo (30 Deg))

	Member Label	Direction	Start Magnitude[lb/ft,...	End Magnitude[lb/ft,F...	Start Location[ft, %]	End Location[ft, %]
1	M1	X	5.365	5.365	0	%100
2	M1	Z	-9.292	-9.292	0	%100
3	M2	X	5.365	5.365	0	%100
4	M2	Z	-9.292	-9.292	0	%100
5	M5	X	5.909	5.909	0	%100
6	M5	Z	-10.235	-10.235	0	%100
7	M6	X	1.176	1.176	0	%100
8	M6	Z	-2.038	-2.038	0	%100
9	M7	X	1.176	1.176	0	%100
10	M7	Z	-2.038	-2.038	0	%100
11	M8	X	.186	.186	0	%100
12	M8	Z	-.322	-.322	0	%100
13	M9	X	.186	.186	0	%100
14	M9	Z	-.322	-.322	0	%100
15	M10	X	2.854	2.854	0	%100
16	M10	Z	-4.943	-4.943	0	%100
17	M11	X	2.854	2.854	0	%100
18	M11	Z	-4.943	-4.943	0	%100
19	M12	X	2.854	2.854	0	%100
20	M12	Z	-4.943	-4.943	0	%100
21	M13	X	2.854	2.854	0	%100
22	M13	Z	-4.943	-4.943	0	%100
23	M14	X	3.831	3.831	0	%100
24	M14	Z	-6.635	-6.635	0	%100
25	M15	X	3.831	3.831	0	%100
26	M15	Z	-6.635	-6.635	0	%100
27	M16	X	2.854	2.854	0	%100
28	M16	Z	-4.943	-4.943	0	%100
29	M17	X	2.854	2.854	0	%100
30	M17	Z	-4.943	-4.943	0	%100
31	M18	X	3.831	3.831	0	%100
32	M18	Z	-6.635	-6.635	0	%100
33	M19	X	2.784	2.784	0	%100
34	M19	Z	-4.821	-4.821	0	%100
35	M20	X	2.784	2.784	0	%100
36	M20	Z	-4.821	-4.821	0	%100
37	M23	X	5.909	5.909	0	%100
38	M23	Z	-10.235	-10.235	0	%100
39	M24	X	1.8	1.8	0	%100
40	M24	Z	-3.118	-3.118	0	%100
41	M25	X	1.8	1.8	0	%100
42	M25	Z	-3.118	-3.118	0	%100
43	M26	X	.284	.284	0	%100
44	M26	Z	-.492	-.492	0	%100
45	M27	X	.284	.284	0	%100
46	M27	Z	-.492	-.492	0	%100

Member Distributed Loads (BLC 42 : Structure Wo (30 Deg)) (Continued)

	Member Label	Direction	Start Magnitude[lb/ft,...	End Magnitude[lb/ft,F...	Start Location[ft,%]	End Location[ft,%]
47	M28	X	2.854	2.854	0	%100
48	M28	Z	-4.943	-4.943	0	%100
49	M29	X	2.854	2.854	0	%100
50	M29	Z	-4.943	-4.943	0	%100
51	M30	X	2.854	2.854	0	%100
52	M30	Z	-4.943	-4.943	0	%100
53	M31	X	2.854	2.854	0	%100
54	M31	Z	-4.943	-4.943	0	%100
55	M32	X	3.831	3.831	0	%100
56	M32	Z	-6.635	-6.635	0	%100
57	M33	X	3.831	3.831	0	%100
58	M33	Z	-6.635	-6.635	0	%100
59	M34	X	2.854	2.854	0	%100
60	M34	Z	-4.943	-4.943	0	%100
61	M35	X	2.854	2.854	0	%100
62	M35	Z	-4.943	-4.943	0	%100
63	M36	X	3.831	3.831	0	%100
64	M36	Z	-6.635	-6.635	0	%100
65	M37	X	2.961	2.961	0	%100
66	M37	Z	-5.129	-5.129	0	%100
67	M38	X	2.961	2.961	0	%100
68	M38	Z	-5.129	-5.129	0	%100
69	M39	X	5.365	5.365	0	%100
70	M39	Z	-9.292	-9.292	0	%100
71	M40	X	5.365	5.365	0	%100
72	M40	Z	-9.292	-9.292	0	%100
73	M43	X	5.909	5.909	0	%100
74	M43	Z	-10.235	-10.235	0	%100
75	M44	X	1.8	1.8	0	%100
76	M44	Z	-3.118	-3.118	0	%100
77	M45	X	1.8	1.8	0	%100
78	M45	Z	-3.118	-3.118	0	%100
79	M46	X	.284	.284	0	%100
80	M46	Z	-.492	-.492	0	%100
81	M47	X	.284	.284	0	%100
82	M47	Z	-.492	-.492	0	%100
83	M48	X	2.854	2.854	0	%100
84	M48	Z	-4.943	-4.943	0	%100
85	M49	X	2.854	2.854	0	%100
86	M49	Z	-4.943	-4.943	0	%100
87	M50	X	2.854	2.854	0	%100
88	M50	Z	-4.943	-4.943	0	%100
89	M51	X	2.854	2.854	0	%100
90	M51	Z	-4.943	-4.943	0	%100
91	M52	X	3.831	3.831	0	%100
92	M52	Z	-6.635	-6.635	0	%100
93	M53	X	3.831	3.831	0	%100
94	M53	Z	-6.635	-6.635	0	%100
95	M54	X	2.854	2.854	0	%100
96	M54	Z	-4.943	-4.943	0	%100
97	M55	X	2.854	2.854	0	%100
98	M55	Z	-4.943	-4.943	0	%100
99	M56	X	3.831	3.831	0	%100
100	M56	Z	-6.635	-6.635	0	%100
101	M57	X	2.961	2.961	0	%100
102	M57	Z	-5.129	-5.129	0	%100
103	M58	X	2.961	2.961	0	%100



Company :
 Designer :
 Job Number :
 Model Name : 469402-VZW_MT_LO_H

May 18, 2022
 9:07 AM
 Checked By: _____

Member Distributed Loads (BLC 42 : Structure Wo (30 Deg)) (Continued)

Member Label	Direction	Start Magnitude[lb/ft,...	End Magnitude[lb/ft,F...	Start Location[ft,%]	End Location[ft,%]
104	M58	Z	-5.129	-5.129	0 %100
105	M61	X	5.909	5.909	0 %100
106	M61	Z	-10.235	-10.235	0 %100
107	M62	X	1.176	1.176	0 %100
108	M62	Z	-2.038	-2.038	0 %100
109	M63	X	1.176	1.176	0 %100
110	M63	Z	-2.038	-2.038	0 %100
111	M64	X	.186	.186	0 %100
112	M64	Z	-.322	-.322	0 %100
113	M65	X	.186	.186	0 %100
114	M65	Z	-.322	-.322	0 %100
115	M66	X	2.854	2.854	0 %100
116	M66	Z	-4.943	-4.943	0 %100
117	M67	X	2.854	2.854	0 %100
118	M67	Z	-4.943	-4.943	0 %100
119	M68	X	2.854	2.854	0 %100
120	M68	Z	-4.943	-4.943	0 %100
121	M69	X	2.854	2.854	0 %100
122	M69	Z	-4.943	-4.943	0 %100
123	M70	X	3.831	3.831	0 %100
124	M70	Z	-6.635	-6.635	0 %100
125	M71	X	3.831	3.831	0 %100
126	M71	Z	-6.635	-6.635	0 %100
127	M72	X	2.854	2.854	0 %100
128	M72	Z	-4.943	-4.943	0 %100
129	M73	X	2.854	2.854	0 %100
130	M73	Z	-4.943	-4.943	0 %100
131	M74	X	3.831	3.831	0 %100
132	M74	Z	-6.635	-6.635	0 %100
133	M75	X	2.784	2.784	0 %100
134	M75	Z	-4.821	-4.821	0 %100
135	M76	X	2.784	2.784	0 %100
136	M76	Z	-4.821	-4.821	0 %100
137	M77	X	0	0	0 %100
138	M77	Z	0	0	0 %100
139	M78	X	0	0	0 %100
140	M78	Z	0	0	0 %100
141	M81	X	5.909	5.909	0 %100
142	M81	Z	-10.235	-10.235	0 %100
143	M82	X	5.887	5.887	0 %100
144	M82	Z	-10.197	-10.197	0 %100
145	M83	X	5.887	5.887	0 %100
146	M83	Z	-10.197	-10.197	0 %100
147	M84	X	.93	.93	0 %100
148	M84	Z	-1.61	-1.61	0 %100
149	M85	X	.93	.93	0 %100
150	M85	Z	-1.61	-1.61	0 %100
151	M86	X	2.854	2.854	0 %100
152	M86	Z	-4.943	-4.943	0 %100
153	M87	X	2.854	2.854	0 %100
154	M87	Z	-4.943	-4.943	0 %100
155	M88	X	2.854	2.854	0 %100
156	M88	Z	-4.943	-4.943	0 %100
157	M89	X	2.854	2.854	0 %100
158	M89	Z	-4.943	-4.943	0 %100
159	M90	X	3.831	3.831	0 %100
160	M90	Z	-6.635	-6.635	0 %100



Company :
 Designer :
 Job Number :
 Model Name : 469402-VZW_MT_LO_H

May 18, 2022
 9:07 AM
 Checked By: _____

Member Distributed Loads (BLC 42 : Structure Wo (30 Deg)) (Continued)

Member Label	Direction	Start Magnitude[lb/ft,...	End Magnitude[lb/ft,F...	Start Location[ft, %]	End Location[ft, %]
161	M91	X	3.831	3.831	0 %100
162	M91	Z	-6.635	-6.635	0 %100
163	M92	X	2.854	2.854	0 %100
164	M92	Z	-4.943	-4.943	0 %100
165	M93	X	2.854	2.854	0 %100
166	M93	Z	-4.943	-4.943	0 %100
167	M94	X	3.831	3.831	0 %100
168	M94	Z	-6.635	-6.635	0 %100
169	M95	X	4.124	4.124	0 %100
170	M95	Z	-7.143	-7.143	0 %100
171	M96	X	4.124	4.124	0 %100
172	M96	Z	-7.143	-7.143	0 %100
173	M99	X	5.909	5.909	0 %100
174	M99	Z	-10.235	-10.235	0 %100
175	M100	X	5.887	5.887	0 %100
176	M100	Z	-10.197	-10.197	0 %100
177	M101	X	5.887	5.887	0 %100
178	M101	Z	-10.197	-10.197	0 %100
179	M102	X	.93	.93	0 %100
180	M102	Z	-1.61	-1.61	0 %100
181	M103	X	.93	.93	0 %100
182	M103	Z	-1.61	-1.61	0 %100
183	M104	X	2.854	2.854	0 %100
184	M104	Z	-4.943	-4.943	0 %100
185	M105	X	2.854	2.854	0 %100
186	M105	Z	-4.943	-4.943	0 %100
187	M106	X	2.854	2.854	0 %100
188	M106	Z	-4.943	-4.943	0 %100
189	M107	X	2.854	2.854	0 %100
190	M107	Z	-4.943	-4.943	0 %100
191	M108	X	3.831	3.831	0 %100
192	M108	Z	-6.635	-6.635	0 %100
193	M109	X	3.831	3.831	0 %100
194	M109	Z	-6.635	-6.635	0 %100
195	M110	X	2.854	2.854	0 %100
196	M110	Z	-4.943	-4.943	0 %100
197	M111	X	2.854	2.854	0 %100
198	M111	Z	-4.943	-4.943	0 %100
199	M112	X	3.831	3.831	0 %100
200	M112	Z	-6.635	-6.635	0 %100
201	M113	X	4.124	4.124	0 %100
202	M113	Z	-7.143	-7.143	0 %100
203	M114	X	4.124	4.124	0 %100
204	M114	Z	-7.143	-7.143	0 %100
205	M115	X	7.464	7.464	0 %100
206	M115	Z	-12.928	-12.928	0 %100
207	M117	X	7.464	7.464	0 %100
208	M117	Z	-12.928	-12.928	0 %100
209	M119	X	0	0	0 %100
210	M119	Z	0	0	0 %100
211	M121	X	0	0	0 %100
212	M121	Z	0	0	0 %100
213	M123	X	7.464	7.464	0 %100
214	M123	Z	-12.928	-12.928	0 %100
215	M125	X	7.464	7.464	0 %100
216	M125	Z	-12.928	-12.928	0 %100
217	M127	X	1.259	1.259	0 %100

Member Distributed Loads (BLC 42 : Structure Wo (30 Deg)) (Continued)

	Member Label	Direction	Start Magnitude[lb/ft,...	End Magnitude[lb/ft,F...	Start Location[ft, %]	End Location[ft, %]
218	M127	Z	-2.181	-2.181	0	%100
219	M128	X	7.633	7.633	0	%100
220	M128	Z	-13.221	-13.221	0	%100
221	M129	X	2.692	2.692	0	%100
222	M129	Z	-4.663	-4.663	0	%100
223	MP5A	X	5.909	5.909	0	%100
224	MP5A	Z	-10.235	-10.235	0	%100
225	MP1A	X	5.909	5.909	0	%100
226	MP1A	Z	-10.235	-10.235	0	%100
227	MP4A	X	5.909	5.909	0	%100
228	MP4A	Z	-10.235	-10.235	0	%100
229	MP2A	X	5.909	5.909	0	%100
230	MP2A	Z	-10.235	-10.235	0	%100
231	MP3A	X	5.909	5.909	0	%100
232	MP3A	Z	-10.235	-10.235	0	%100
233	MP5C	X	5.909	5.909	0	%100
234	MP5C	Z	-10.235	-10.235	0	%100
235	MP1C	X	5.909	5.909	0	%100
236	MP1C	Z	-10.235	-10.235	0	%100
237	MP4C	X	5.909	5.909	0	%100
238	MP4C	Z	-10.235	-10.235	0	%100
239	MP2C	X	5.909	5.909	0	%100
240	MP2C	Z	-10.235	-10.235	0	%100
241	MP3C	X	5.909	5.909	0	%100
242	MP3C	Z	-10.235	-10.235	0	%100
243	MP5B	X	5.909	5.909	0	%100
244	MP5B	Z	-10.235	-10.235	0	%100
245	MP1B	X	5.909	5.909	0	%100
246	MP1B	Z	-10.235	-10.235	0	%100
247	MP4B	X	5.909	5.909	0	%100
248	MP4B	Z	-10.235	-10.235	0	%100
249	MP2B	X	5.909	5.909	0	%100
250	MP2B	Z	-10.235	-10.235	0	%100
251	MP3B	X	5.909	5.909	0	%100
252	MP3B	Z	-10.235	-10.235	0	%100

Member Distributed Loads (BLC 43 : Structure Wo (60 Deg))

	Member Label	Direction	Start Magnitude[lb/ft,...	End Magnitude[lb/ft,F...	Start Location[ft, %]	End Location[ft, %]
1	M1	X	3.097	3.097	0	%100
2	M1	Z	-1.788	-1.788	0	%100
3	M2	X	3.097	3.097	0	%100
4	M2	Z	-1.788	-1.788	0	%100
5	M5	X	10.235	10.235	0	%100
6	M5	Z	-5.909	-5.909	0	%100
7	M6	X	7.117	7.117	0	%100
8	M6	Z	-4.109	-4.109	0	%100
9	M7	X	7.117	7.117	0	%100
10	M7	Z	-4.109	-4.109	0	%100
11	M8	X	1.124	1.124	0	%100
12	M8	Z	-.649	-.649	0	%100
13	M9	X	1.124	1.124	0	%100
14	M9	Z	-.649	-.649	0	%100
15	M10	X	11.597	11.597	0	%100
16	M10	Z	-6.695	-6.695	0	%100
17	M11	X	11.597	11.597	0	%100
18	M11	Z	-6.695	-6.695	0	%100



Company :
 Designer :
 Job Number :
 Model Name : 469402-VZW_MT_LO_H

May 18, 2022
 9:07 AM
 Checked By: _____

Member Distributed Loads (BLC 43 : Structure Wo (60 Deg)) (Continued)

Member Label	Direction	Start Magnitude[lb/ft,...	End Magnitude[lb/ft,F...	Start Location[ft, %]	End Location[ft, %]
19	M12	X	11.597	11.597	0 %100
20	M12	Z	-6.695	-6.695	0 %100
21	M13	X	11.597	11.597	0 %100
22	M13	Z	-6.695	-6.695	0 %100
23	M14	X	6.635	6.635	0 %100
24	M14	Z	-3.831	-3.831	0 %100
25	M15	X	6.635	6.635	0 %100
26	M15	Z	-3.831	-3.831	0 %100
27	M16	X	11.597	11.597	0 %100
28	M16	Z	-6.695	-6.695	0 %100
29	M17	X	11.597	11.597	0 %100
30	M17	Z	-6.695	-6.695	0 %100
31	M18	X	6.635	6.635	0 %100
32	M18	Z	-3.831	-3.831	0 %100
33	M19	X	6.267	6.267	0 %100
34	M19	Z	-3.618	-3.618	0 %100
35	M20	X	6.267	6.267	0 %100
36	M20	Z	-3.618	-3.618	0 %100
37	M23	X	10.235	10.235	0 %100
38	M23	Z	-5.909	-5.909	0 %100
39	M24	X	8.197	8.197	0 %100
40	M24	Z	-4.733	-4.733	0 %100
41	M25	X	8.197	8.197	0 %100
42	M25	Z	-4.733	-4.733	0 %100
43	M26	X	1.294	1.294	0 %100
44	M26	Z	-.747	-.747	0 %100
45	M27	X	1.294	1.294	0 %100
46	M27	Z	-.747	-.747	0 %100
47	M28	X	11.597	11.597	0 %100
48	M28	Z	-6.695	-6.695	0 %100
49	M29	X	11.597	11.597	0 %100
50	M29	Z	-6.695	-6.695	0 %100
51	M30	X	11.597	11.597	0 %100
52	M30	Z	-6.695	-6.695	0 %100
53	M31	X	11.597	11.597	0 %100
54	M31	Z	-6.695	-6.695	0 %100
55	M32	X	6.635	6.635	0 %100
56	M32	Z	-3.831	-3.831	0 %100
57	M33	X	6.635	6.635	0 %100
58	M33	Z	-3.831	-3.831	0 %100
59	M34	X	11.597	11.597	0 %100
60	M34	Z	-6.695	-6.695	0 %100
61	M35	X	11.597	11.597	0 %100
62	M35	Z	-6.695	-6.695	0 %100
63	M36	X	6.635	6.635	0 %100
64	M36	Z	-3.831	-3.831	0 %100
65	M37	X	6.574	6.574	0 %100
66	M37	Z	-3.795	-3.795	0 %100
67	M38	X	6.574	6.574	0 %100
68	M38	Z	-3.795	-3.795	0 %100
69	M39	X	12.39	12.39	0 %100
70	M39	Z	-7.153	-7.153	0 %100
71	M40	X	12.39	12.39	0 %100
72	M40	Z	-7.153	-7.153	0 %100
73	M43	X	10.235	10.235	0 %100
74	M43	Z	-5.909	-5.909	0 %100
75	M44	X	.038	.038	0 %100



Company :
 Designer :
 Job Number :
 Model Name : 469402-VZW_MT_LO_H

May 18, 2022
 9:07 AM
 Checked By: _____

Member Distributed Loads (BLC 43 : Structure Wo (60 Deg)) (Continued)

Member Label	Direction	Start Magnitude[lb/ft,...	End Magnitude[lb/ft,F...	Start Location[ft, %]	End Location[ft, %]
76	M44	Z	-0.22	-0.22	0 %100
77	M45	X	.038	.038	0 %100
78	M45	Z	-0.22	-0.22	0 %100
79	M46	X	.006	.006	0 %100
80	M46	Z	-0.003	-0.003	0 %100
81	M47	X	.006	.006	0 %100
82	M47	Z	-0.003	-0.003	0 %100
83	M48	X	11.597	11.597	0 %100
84	M48	Z	-6.695	-6.695	0 %100
85	M49	X	11.597	11.597	0 %100
86	M49	Z	-6.695	-6.695	0 %100
87	M50	X	11.597	11.597	0 %100
88	M50	Z	-6.695	-6.695	0 %100
89	M51	X	11.597	11.597	0 %100
90	M51	Z	-6.695	-6.695	0 %100
91	M52	X	6.635	6.635	0 %100
92	M52	Z	-3.831	-3.831	0 %100
93	M53	X	6.635	6.635	0 %100
94	M53	Z	-3.831	-3.831	0 %100
95	M54	X	11.597	11.597	0 %100
96	M54	Z	-6.695	-6.695	0 %100
97	M55	X	11.597	11.597	0 %100
98	M55	Z	-6.695	-6.695	0 %100
99	M56	X	6.635	6.635	0 %100
100	M56	Z	-3.831	-3.831	0 %100
101	M57	X	4.253	4.253	0 %100
102	M57	Z	-2.455	-2.455	0 %100
103	M58	X	4.253	4.253	0 %100
104	M58	Z	-2.455	-2.455	0 %100
105	M61	X	10.235	10.235	0 %100
106	M61	Z	-5.909	-5.909	0 %100
107	M62	X	.038	.038	0 %100
108	M62	Z	-0.22	-0.22	0 %100
109	M63	X	.038	.038	0 %100
110	M63	Z	-0.22	-0.22	0 %100
111	M64	X	.006	.006	0 %100
112	M64	Z	-0.003	-0.003	0 %100
113	M65	X	.006	.006	0 %100
114	M65	Z	-0.003	-0.003	0 %100
115	M66	X	11.597	11.597	0 %100
116	M66	Z	-6.695	-6.695	0 %100
117	M67	X	11.597	11.597	0 %100
118	M67	Z	-6.695	-6.695	0 %100
119	M68	X	11.597	11.597	0 %100
120	M68	Z	-6.695	-6.695	0 %100
121	M69	X	11.597	11.597	0 %100
122	M69	Z	-6.695	-6.695	0 %100
123	M70	X	6.635	6.635	0 %100
124	M70	Z	-3.831	-3.831	0 %100
125	M71	X	6.635	6.635	0 %100
126	M71	Z	-3.831	-3.831	0 %100
127	M72	X	11.597	11.597	0 %100
128	M72	Z	-6.695	-6.695	0 %100
129	M73	X	11.597	11.597	0 %100
130	M73	Z	-6.695	-6.695	0 %100
131	M74	X	6.635	6.635	0 %100
132	M74	Z	-3.831	-3.831	0 %100

Member Distributed Loads (BLC 43 : Structure Wo (60 Deg)) (Continued)

Member Label	Direction	Start Magnitude[lb/ft,...	End Magnitude[lb/ft,F...	Start Location[ft, %]	End Location[ft, %]
133	M75	X	4.253	4.253	0 %100
134	M75	Z	-2.455	-2.455	0 %100
135	M76	X	4.253	4.253	0 %100
136	M76	Z	-2.455	-2.455	0 %100
137	M77	X	3.097	3.097	0 %100
138	M77	Z	-1.788	-1.788	0 %100
139	M78	X	3.097	3.097	0 %100
140	M78	Z	-1.788	-1.788	0 %100
141	M81	X	10.235	10.235	0 %100
142	M81	Z	-5.909	-5.909	0 %100
143	M82	X	8.197	8.197	0 %100
144	M82	Z	-4.733	-4.733	0 %100
145	M83	X	8.197	8.197	0 %100
146	M83	Z	-4.733	-4.733	0 %100
147	M84	X	1.294	1.294	0 %100
148	M84	Z	-.747	-.747	0 %100
149	M85	X	1.294	1.294	0 %100
150	M85	Z	-.747	-.747	0 %100
151	M86	X	11.597	11.597	0 %100
152	M86	Z	-6.695	-6.695	0 %100
153	M87	X	11.597	11.597	0 %100
154	M87	Z	-6.695	-6.695	0 %100
155	M88	X	11.597	11.597	0 %100
156	M88	Z	-6.695	-6.695	0 %100
157	M89	X	11.597	11.597	0 %100
158	M89	Z	-6.695	-6.695	0 %100
159	M90	X	6.635	6.635	0 %100
160	M90	Z	-3.831	-3.831	0 %100
161	M91	X	6.635	6.635	0 %100
162	M91	Z	-3.831	-3.831	0 %100
163	M92	X	11.597	11.597	0 %100
164	M92	Z	-6.695	-6.695	0 %100
165	M93	X	11.597	11.597	0 %100
166	M93	Z	-6.695	-6.695	0 %100
167	M94	X	6.635	6.635	0 %100
168	M94	Z	-3.831	-3.831	0 %100
169	M95	X	6.574	6.574	0 %100
170	M95	Z	-3.795	-3.795	0 %100
171	M96	X	6.574	6.574	0 %100
172	M96	Z	-3.795	-3.795	0 %100
173	M99	X	10.235	10.235	0 %100
174	M99	Z	-5.909	-5.909	0 %100
175	M100	X	7.117	7.117	0 %100
176	M100	Z	-4.109	-4.109	0 %100
177	M101	X	7.117	7.117	0 %100
178	M101	Z	-4.109	-4.109	0 %100
179	M102	X	1.124	1.124	0 %100
180	M102	Z	-.649	-.649	0 %100
181	M103	X	1.124	1.124	0 %100
182	M103	Z	-.649	-.649	0 %100
183	M104	X	11.597	11.597	0 %100
184	M104	Z	-6.695	-6.695	0 %100
185	M105	X	11.597	11.597	0 %100
186	M105	Z	-6.695	-6.695	0 %100
187	M106	X	11.597	11.597	0 %100
188	M106	Z	-6.695	-6.695	0 %100
189	M107	X	11.597	11.597	0 %100



Company :
 Designer :
 Job Number :
 Model Name : 469402-VZW_MT_LO_H

May 18, 2022
 9:07 AM
 Checked By: _____

Member Distributed Loads (BLC 43 : Structure Wo (60 Deg)) (Continued)

Member Label	Direction	Start Magnitude[lb/ft,...	End Magnitude[lb/ft,F...	Start Location[ft, %]	End Location[ft, %]
190	M107	Z	-6.695	-6.695	0 %100
191	M108	X	6.635	6.635	0 %100
192	M108	Z	-3.831	-3.831	0 %100
193	M109	X	6.635	6.635	0 %100
194	M109	Z	-3.831	-3.831	0 %100
195	M110	X	11.597	11.597	0 %100
196	M110	Z	-6.695	-6.695	0 %100
197	M111	X	11.597	11.597	0 %100
198	M111	Z	-6.695	-6.695	0 %100
199	M112	X	6.635	6.635	0 %100
200	M112	Z	-3.831	-3.831	0 %100
201	M113	X	6.267	6.267	0 %100
202	M113	Z	-3.618	-3.618	0 %100
203	M114	X	6.267	6.267	0 %100
204	M114	Z	-3.618	-3.618	0 %100
205	M115	X	17.238	17.238	0 %100
206	M115	Z	-9.952	-9.952	0 %100
207	M117	X	17.238	17.238	0 %100
208	M117	Z	-9.952	-9.952	0 %100
209	M119	X	4.309	4.309	0 %100
210	M119	Z	-2.488	-2.488	0 %100
211	M121	X	4.309	4.309	0 %100
212	M121	Z	-2.488	-2.488	0 %100
213	M123	X	4.309	4.309	0 %100
214	M123	Z	-2.488	-2.488	0 %100
215	M125	X	4.309	4.309	0 %100
216	M125	Z	-2.488	-2.488	0 %100
217	M127	X	.155	.155	0 %100
218	M127	Z	-.09	-.09	0 %100
219	M128	X	8.713	8.713	0 %100
220	M128	Z	-5.031	-5.031	0 %100
221	M129	X	11.195	11.195	0 %100
222	M129	Z	-6.464	-6.464	0 %100
223	MP5A	X	10.235	10.235	0 %100
224	MP5A	Z	-5.909	-5.909	0 %100
225	MP1A	X	10.235	10.235	0 %100
226	MP1A	Z	-5.909	-5.909	0 %100
227	MP4A	X	10.235	10.235	0 %100
228	MP4A	Z	-5.909	-5.909	0 %100
229	MP2A	X	10.235	10.235	0 %100
230	MP2A	Z	-5.909	-5.909	0 %100
231	MP3A	X	10.235	10.235	0 %100
232	MP3A	Z	-5.909	-5.909	0 %100
233	MP5C	X	10.235	10.235	0 %100
234	MP5C	Z	-5.909	-5.909	0 %100
235	MP1C	X	10.235	10.235	0 %100
236	MP1C	Z	-5.909	-5.909	0 %100
237	MP4C	X	10.235	10.235	0 %100
238	MP4C	Z	-5.909	-5.909	0 %100
239	MP2C	X	10.235	10.235	0 %100
240	MP2C	Z	-5.909	-5.909	0 %100
241	MP3C	X	10.235	10.235	0 %100
242	MP3C	Z	-5.909	-5.909	0 %100
243	MP5B	X	10.235	10.235	0 %100
244	MP5B	Z	-5.909	-5.909	0 %100
245	MP1B	X	10.235	10.235	0 %100
246	MP1B	Z	-5.909	-5.909	0 %100



Company :
 Designer :
 Job Number :
 Model Name : 469402-VZW_MT_LO_H

May 18, 2022
 9:07 AM
 Checked By: _____

Member Distributed Loads (BLC 43 : Structure Wo (60 Deg)) (Continued)

	Member Label	Direction	Start Magnitude[lb/ft,...	End Magnitude[lb/ft,F...	Start Location[ft, %]	End Location[ft, %]
247	MP4B	X	10.235	10.235	0	%100
248	MP4B	Z	-5.909	-5.909	0	%100
249	MP2B	X	10.235	10.235	0	%100
250	MP2B	Z	-5.909	-5.909	0	%100
251	MP3B	X	10.235	10.235	0	%100
252	MP3B	Z	-5.909	-5.909	0	%100

Member Distributed Loads (BLC 44 : Structure Wo (90 Deg))

	Member Label	Direction	Start Magnitude[lb/ft,...	End Magnitude[lb/ft,F...	Start Location[ft, %]	End Location[ft, %]
1	M1	X	0	0	0	%100
2	M1	Z	0	0	0	%100
3	M2	X	0	0	0	%100
4	M2	Z	0	0	0	%100
5	M5	X	11.818	11.818	0	%100
6	M5	Z	0	0	0	%100
7	M6	X	11.774	11.774	0	%100
8	M6	Z	0	0	0	%100
9	M7	X	11.774	11.774	0	%100
10	M7	Z	0	0	0	%100
11	M8	X	1.859	1.859	0	%100
12	M8	Z	0	0	0	%100
13	M9	X	1.859	1.859	0	%100
14	M9	Z	0	0	0	%100
15	M10	X	17.232	17.232	0	%100
16	M10	Z	0	0	0	%100
17	M11	X	17.232	17.232	0	%100
18	M11	Z	0	0	0	%100
19	M12	X	17.232	17.232	0	%100
20	M12	Z	0	0	0	%100
21	M13	X	17.232	17.232	0	%100
22	M13	Z	0	0	0	%100
23	M14	X	7.661	7.661	0	%100
24	M14	Z	0	0	0	%100
25	M15	X	7.661	7.661	0	%100
26	M15	Z	0	0	0	%100
27	M16	X	17.232	17.232	0	%100
28	M16	Z	0	0	0	%100
29	M17	X	17.232	17.232	0	%100
30	M17	Z	0	0	0	%100
31	M18	X	7.661	7.661	0	%100
32	M18	Z	0	0	0	%100
33	M19	X	8.248	8.248	0	%100
34	M19	Z	0	0	0	%100
35	M20	X	8.248	8.248	0	%100
36	M20	Z	0	0	0	%100
37	M23	X	11.818	11.818	0	%100
38	M23	Z	0	0	0	%100
39	M24	X	11.774	11.774	0	%100
40	M24	Z	0	0	0	%100
41	M25	X	11.774	11.774	0	%100
42	M25	Z	0	0	0	%100
43	M26	X	1.859	1.859	0	%100
44	M26	Z	0	0	0	%100
45	M27	X	1.859	1.859	0	%100
46	M27	Z	0	0	0	%100
47	M28	X	17.232	17.232	0	%100

Member Distributed Loads (BLC 44 : Structure Wo (90 Deg)) (Continued)

Member Label	Direction	Start Magnitude[lb/ft,...	End Magnitude[lb/ft,F...	Start Location[ft, %]	End Location[ft, %]
48	M28	Z	0	0	%100
49	M29	X	17.232	17.232	%100
50	M29	Z	0	0	%100
51	M30	X	17.232	17.232	%100
52	M30	Z	0	0	%100
53	M31	X	17.232	17.232	%100
54	M31	Z	0	0	%100
55	M32	X	7.661	7.661	%100
56	M32	Z	0	0	%100
57	M33	X	7.661	7.661	%100
58	M33	Z	0	0	%100
59	M34	X	17.232	17.232	%100
60	M34	Z	0	0	%100
61	M35	X	17.232	17.232	%100
62	M35	Z	0	0	%100
63	M36	X	7.661	7.661	%100
64	M36	Z	0	0	%100
65	M37	X	8.248	8.248	%100
66	M37	Z	0	0	%100
67	M38	X	8.248	8.248	%100
68	M38	Z	0	0	%100
69	M39	X	10.73	10.73	%100
70	M39	Z	0	0	%100
71	M40	X	10.73	10.73	%100
72	M40	Z	0	0	%100
73	M43	X	11.818	11.818	%100
74	M43	Z	0	0	%100
75	M44	X	2.353	2.353	%100
76	M44	Z	0	0	%100
77	M45	X	2.353	2.353	%100
78	M45	Z	0	0	%100
79	M46	X	.372	.372	%100
80	M46	Z	0	0	%100
81	M47	X	.372	.372	%100
82	M47	Z	0	0	%100
83	M48	X	17.232	17.232	%100
84	M48	Z	0	0	%100
85	M49	X	17.232	17.232	%100
86	M49	Z	0	0	%100
87	M50	X	17.232	17.232	%100
88	M50	Z	0	0	%100
89	M51	X	17.232	17.232	%100
90	M51	Z	0	0	%100
91	M52	X	7.661	7.661	%100
92	M52	Z	0	0	%100
93	M53	X	7.661	7.661	%100
94	M53	Z	0	0	%100
95	M54	X	17.232	17.232	%100
96	M54	Z	0	0	%100
97	M55	X	17.232	17.232	%100
98	M55	Z	0	0	%100
99	M56	X	7.661	7.661	%100
100	M56	Z	0	0	%100
101	M57	X	5.567	5.567	%100
102	M57	Z	0	0	%100
103	M58	X	5.567	5.567	%100
104	M58	Z	0	0	%100



Company :
 Designer :
 Job Number :
 Model Name : 469402-VZW_MT_LO_H

May 18, 2022
 9:07 AM
 Checked By: _____

Member Distributed Loads (BLC 44 : Structure Wo (90 Deg)) (Continued)

Member Label	Direction	Start Magnitude[lb/ft,...	End Magnitude[lb/ft,F...	Start Location[ft, %]	End Location[ft, %]
105	M61	X	11.818	11.818	0 %100
106	M61	Z	0	0	0 %100
107	M62	X	3.6	3.6	0 %100
108	M62	Z	0	0	0 %100
109	M63	X	3.6	3.6	0 %100
110	M63	Z	0	0	0 %100
111	M64	X	.568	.568	0 %100
112	M64	Z	0	0	0 %100
113	M65	X	.568	.568	0 %100
114	M65	Z	0	0	0 %100
115	M66	X	17.232	17.232	0 %100
116	M66	Z	0	0	0 %100
117	M67	X	17.232	17.232	0 %100
118	M67	Z	0	0	0 %100
119	M68	X	17.232	17.232	0 %100
120	M68	Z	0	0	0 %100
121	M69	X	17.232	17.232	0 %100
122	M69	Z	0	0	0 %100
123	M70	X	7.661	7.661	0 %100
124	M70	Z	0	0	0 %100
125	M71	X	7.661	7.661	0 %100
126	M71	Z	0	0	0 %100
127	M72	X	17.232	17.232	0 %100
128	M72	Z	0	0	0 %100
129	M73	X	17.232	17.232	0 %100
130	M73	Z	0	0	0 %100
131	M74	X	7.661	7.661	0 %100
132	M74	Z	0	0	0 %100
133	M75	X	5.922	5.922	0 %100
134	M75	Z	0	0	0 %100
135	M76	X	5.922	5.922	0 %100
136	M76	Z	0	0	0 %100
137	M77	X	10.73	10.73	0 %100
138	M77	Z	0	0	0 %100
139	M78	X	10.73	10.73	0 %100
140	M78	Z	0	0	0 %100
141	M81	X	11.818	11.818	0 %100
142	M81	Z	0	0	0 %100
143	M82	X	3.6	3.6	0 %100
144	M82	Z	0	0	0 %100
145	M83	X	3.6	3.6	0 %100
146	M83	Z	0	0	0 %100
147	M84	X	.568	.568	0 %100
148	M84	Z	0	0	0 %100
149	M85	X	.568	.568	0 %100
150	M85	Z	0	0	0 %100
151	M86	X	17.232	17.232	0 %100
152	M86	Z	0	0	0 %100
153	M87	X	17.232	17.232	0 %100
154	M87	Z	0	0	0 %100
155	M88	X	17.232	17.232	0 %100
156	M88	Z	0	0	0 %100
157	M89	X	17.232	17.232	0 %100
158	M89	Z	0	0	0 %100
159	M90	X	7.661	7.661	0 %100
160	M90	Z	0	0	0 %100
161	M91	X	7.661	7.661	0 %100



Company :
 Designer :
 Job Number :
 Model Name : 469402-VZW_MT_LO_H

May 18, 2022
 9:07 AM
 Checked By: _____

Member Distributed Loads (BLC 44 : Structure Wo (90 Deg)) (Continued)

Member Label	Direction	Start Magnitude[lb/ft,...	End Magnitude[lb/ft,F...	Start Location[ft, %]	End Location[ft, %]
162	M91	Z	0	0	0 %100
163	M92	X	17.232	17.232	0 %100
164	M92	Z	0	0	0 %100
165	M93	X	17.232	17.232	0 %100
166	M93	Z	0	0	0 %100
167	M94	X	7.661	7.661	0 %100
168	M94	Z	0	0	0 %100
169	M95	X	5.922	5.922	0 %100
170	M95	Z	0	0	0 %100
171	M96	X	5.922	5.922	0 %100
172	M96	Z	0	0	0 %100
173	M99	X	11.818	11.818	0 %100
174	M99	Z	0	0	0 %100
175	M100	X	2.353	2.353	0 %100
176	M100	Z	0	0	0 %100
177	M101	X	2.353	2.353	0 %100
178	M101	Z	0	0	0 %100
179	M102	X	.372	.372	0 %100
180	M102	Z	0	0	0 %100
181	M103	X	.372	.372	0 %100
182	M103	Z	0	0	0 %100
183	M104	X	17.232	17.232	0 %100
184	M104	Z	0	0	0 %100
185	M105	X	17.232	17.232	0 %100
186	M105	Z	0	0	0 %100
187	M106	X	17.232	17.232	0 %100
188	M106	Z	0	0	0 %100
189	M107	X	17.232	17.232	0 %100
190	M107	Z	0	0	0 %100
191	M108	X	7.661	7.661	0 %100
192	M108	Z	0	0	0 %100
193	M109	X	7.661	7.661	0 %100
194	M109	Z	0	0	0 %100
195	M110	X	17.232	17.232	0 %100
196	M110	Z	0	0	0 %100
197	M111	X	17.232	17.232	0 %100
198	M111	Z	0	0	0 %100
199	M112	X	7.661	7.661	0 %100
200	M112	Z	0	0	0 %100
201	M113	X	5.567	5.567	0 %100
202	M113	Z	0	0	0 %100
203	M114	X	5.567	5.567	0 %100
204	M114	Z	0	0	0 %100
205	M115	X	14.928	14.928	0 %100
206	M115	Z	0	0	0 %100
207	M117	X	14.928	14.928	0 %100
208	M117	Z	0	0	0 %100
209	M119	X	14.928	14.928	0 %100
210	M119	Z	0	0	0 %100
211	M121	X	14.928	14.928	0 %100
212	M121	Z	0	0	0 %100
213	M123	X	0	0	0 %100
214	M123	Z	0	0	0 %100
215	M125	X	0	0	0 %100
216	M125	Z	0	0	0 %100
217	M127	X	5.384	5.384	0 %100
218	M127	Z	0	0	0 %100



Company :
 Designer :
 Job Number :
 Model Name : 469402-VZW_MT_LO_H

May 18, 2022
 9:07 AM
 Checked By: _____

Member Distributed Loads (BLC 44 : Structure Wo (90 Deg)) (Continued)

	Member Label	Direction	Start Magnitude[lb/ft,...	End Magnitude[lb/ft,F...	Start Location[ft, %]	End Location[ft, %]
219	M128	X	2.518	2.518	0	%100
220	M128	Z	0	0	0	%100
221	M129	X	15.266	15.266	0	%100
222	M129	Z	0	0	0	%100
223	MP5A	X	11.818	11.818	0	%100
224	MP5A	Z	0	0	0	%100
225	MP1A	X	11.818	11.818	0	%100
226	MP1A	Z	0	0	0	%100
227	MP4A	X	11.818	11.818	0	%100
228	MP4A	Z	0	0	0	%100
229	MP2A	X	11.818	11.818	0	%100
230	MP2A	Z	0	0	0	%100
231	MP3A	X	11.818	11.818	0	%100
232	MP3A	Z	0	0	0	%100
233	MP5C	X	11.818	11.818	0	%100
234	MP5C	Z	0	0	0	%100
235	MP1C	X	11.818	11.818	0	%100
236	MP1C	Z	0	0	0	%100
237	MP4C	X	11.818	11.818	0	%100
238	MP4C	Z	0	0	0	%100
239	MP2C	X	11.818	11.818	0	%100
240	MP2C	Z	0	0	0	%100
241	MP3C	X	11.818	11.818	0	%100
242	MP3C	Z	0	0	0	%100
243	MP5B	X	11.818	11.818	0	%100
244	MP5B	Z	0	0	0	%100
245	MP1B	X	11.818	11.818	0	%100
246	MP1B	Z	0	0	0	%100
247	MP4B	X	11.818	11.818	0	%100
248	MP4B	Z	0	0	0	%100
249	MP2B	X	11.818	11.818	0	%100
250	MP2B	Z	0	0	0	%100
251	MP3B	X	11.818	11.818	0	%100
252	MP3B	Z	0	0	0	%100

Member Distributed Loads (BLC 45 : Structure Wo (120 Deg))

	Member Label	Direction	Start Magnitude[lb/ft,...	End Magnitude[lb/ft,F...	Start Location[ft, %]	End Location[ft, %]
1	M1	X	3.097	3.097	0	%100
2	M1	Z	1.788	1.788	0	%100
3	M2	X	3.097	3.097	0	%100
4	M2	Z	1.788	1.788	0	%100
5	M5	X	10.235	10.235	0	%100
6	M5	Z	5.909	5.909	0	%100
7	M6	X	8.197	8.197	0	%100
8	M6	Z	4.733	4.733	0	%100
9	M7	X	8.197	8.197	0	%100
10	M7	Z	4.733	4.733	0	%100
11	M8	X	1.294	1.294	0	%100
12	M8	Z	.747	.747	0	%100
13	M9	X	1.294	1.294	0	%100
14	M9	Z	.747	.747	0	%100
15	M10	X	11.597	11.597	0	%100
16	M10	Z	6.695	6.695	0	%100
17	M11	X	11.597	11.597	0	%100
18	M11	Z	6.695	6.695	0	%100
19	M12	X	11.597	11.597	0	%100



Company :
 Designer :
 Job Number :
 Model Name : 469402-VZW_MT_LO_H

May 18, 2022
 9:07 AM
 Checked By: _____

Member Distributed Loads (BLC 45 : Structure Wo (120 Deg)) (Continued)

Member Label	Direction	Start Magnitude[lb/ft,...	End Magnitude[lb/ft,F...	Start Location[ft, %]	End Location[ft, %]
20	M12	Z	6.695	6.695	0 %100
21	M13	X	11.597	11.597	0 %100
22	M13	Z	6.695	6.695	0 %100
23	M14	X	6.635	6.635	0 %100
24	M14	Z	3.831	3.831	0 %100
25	M15	X	6.635	6.635	0 %100
26	M15	Z	3.831	3.831	0 %100
27	M16	X	11.597	11.597	0 %100
28	M16	Z	6.695	6.695	0 %100
29	M17	X	11.597	11.597	0 %100
30	M17	Z	6.695	6.695	0 %100
31	M18	X	6.635	6.635	0 %100
32	M18	Z	3.831	3.831	0 %100
33	M19	X	6.574	6.574	0 %100
34	M19	Z	3.795	3.795	0 %100
35	M20	X	6.574	6.574	0 %100
36	M20	Z	3.795	3.795	0 %100
37	M23	X	10.235	10.235	0 %100
38	M23	Z	5.909	5.909	0 %100
39	M24	X	7.117	7.117	0 %100
40	M24	Z	4.109	4.109	0 %100
41	M25	X	7.117	7.117	0 %100
42	M25	Z	4.109	4.109	0 %100
43	M26	X	1.124	1.124	0 %100
44	M26	Z	.649	.649	0 %100
45	M27	X	1.124	1.124	0 %100
46	M27	Z	.649	.649	0 %100
47	M28	X	11.597	11.597	0 %100
48	M28	Z	6.695	6.695	0 %100
49	M29	X	11.597	11.597	0 %100
50	M29	Z	6.695	6.695	0 %100
51	M30	X	11.597	11.597	0 %100
52	M30	Z	6.695	6.695	0 %100
53	M31	X	11.597	11.597	0 %100
54	M31	Z	6.695	6.695	0 %100
55	M32	X	6.635	6.635	0 %100
56	M32	Z	3.831	3.831	0 %100
57	M33	X	6.635	6.635	0 %100
58	M33	Z	3.831	3.831	0 %100
59	M34	X	11.597	11.597	0 %100
60	M34	Z	6.695	6.695	0 %100
61	M35	X	11.597	11.597	0 %100
62	M35	Z	6.695	6.695	0 %100
63	M36	X	6.635	6.635	0 %100
64	M36	Z	3.831	3.831	0 %100
65	M37	X	6.267	6.267	0 %100
66	M37	Z	3.618	3.618	0 %100
67	M38	X	6.267	6.267	0 %100
68	M38	Z	3.618	3.618	0 %100
69	M39	X	3.097	3.097	0 %100
70	M39	Z	1.788	1.788	0 %100
71	M40	X	3.097	3.097	0 %100
72	M40	Z	1.788	1.788	0 %100
73	M43	X	10.235	10.235	0 %100
74	M43	Z	5.909	5.909	0 %100
75	M44	X	7.117	7.117	0 %100
76	M44	Z	4.109	4.109	0 %100

Member Distributed Loads (BLC 45 : Structure Wo (120 Deg)) (Continued)

Member Label	Direction	Start Magnitude[lb/ft,...	End Magnitude[lb/ft,F...	Start Location[ft, %]	End Location[ft, %]
77	M45	X	7.117	7.117	0 %100
78	M45	Z	4.109	4.109	0 %100
79	M46	X	1.124	1.124	0 %100
80	M46	Z	.649	.649	0 %100
81	M47	X	1.124	1.124	0 %100
82	M47	Z	.649	.649	0 %100
83	M48	X	11.597	11.597	0 %100
84	M48	Z	6.695	6.695	0 %100
85	M49	X	11.597	11.597	0 %100
86	M49	Z	6.695	6.695	0 %100
87	M50	X	11.597	11.597	0 %100
88	M50	Z	6.695	6.695	0 %100
89	M51	X	11.597	11.597	0 %100
90	M51	Z	6.695	6.695	0 %100
91	M52	X	6.635	6.635	0 %100
92	M52	Z	3.831	3.831	0 %100
93	M53	X	6.635	6.635	0 %100
94	M53	Z	3.831	3.831	0 %100
95	M54	X	11.597	11.597	0 %100
96	M54	Z	6.695	6.695	0 %100
97	M55	X	11.597	11.597	0 %100
98	M55	Z	6.695	6.695	0 %100
99	M56	X	6.635	6.635	0 %100
100	M56	Z	3.831	3.831	0 %100
101	M57	X	6.267	6.267	0 %100
102	M57	Z	3.618	3.618	0 %100
103	M58	X	6.267	6.267	0 %100
104	M58	Z	3.618	3.618	0 %100
105	M61	X	10.235	10.235	0 %100
106	M61	Z	5.909	5.909	0 %100
107	M62	X	8.197	8.197	0 %100
108	M62	Z	4.733	4.733	0 %100
109	M63	X	8.197	8.197	0 %100
110	M63	Z	4.733	4.733	0 %100
111	M64	X	1.294	1.294	0 %100
112	M64	Z	.747	.747	0 %100
113	M65	X	1.294	1.294	0 %100
114	M65	Z	.747	.747	0 %100
115	M66	X	11.597	11.597	0 %100
116	M66	Z	6.695	6.695	0 %100
117	M67	X	11.597	11.597	0 %100
118	M67	Z	6.695	6.695	0 %100
119	M68	X	11.597	11.597	0 %100
120	M68	Z	6.695	6.695	0 %100
121	M69	X	11.597	11.597	0 %100
122	M69	Z	6.695	6.695	0 %100
123	M70	X	6.635	6.635	0 %100
124	M70	Z	3.831	3.831	0 %100
125	M71	X	6.635	6.635	0 %100
126	M71	Z	3.831	3.831	0 %100
127	M72	X	11.597	11.597	0 %100
128	M72	Z	6.695	6.695	0 %100
129	M73	X	11.597	11.597	0 %100
130	M73	Z	6.695	6.695	0 %100
131	M74	X	6.635	6.635	0 %100
132	M74	Z	3.831	3.831	0 %100
133	M75	X	6.574	6.574	0 %100



Company :
 Designer :
 Job Number :
 Model Name : 469402-VZW_MT_LO_H

May 18, 2022
 9:07 AM
 Checked By: _____

Member Distributed Loads (BLC 45 : Structure Wo (120 Deg)) (Continued)

	Member Label	Direction	Start Magnitude[lb/ft,...	End Magnitude[lb/ft,F...	Start Location[ft, %]	End Location[ft, %]
134	M75	Z	3.795	3.795	0	%100
135	M76	X	6.574	6.574	0	%100
136	M76	Z	3.795	3.795	0	%100
137	M77	X	12.39	12.39	0	%100
138	M77	Z	7.153	7.153	0	%100
139	M78	X	12.39	12.39	0	%100
140	M78	Z	7.153	7.153	0	%100
141	M81	X	10.235	10.235	0	%100
142	M81	Z	5.909	5.909	0	%100
143	M82	X	.038	.038	0	%100
144	M82	Z	.022	.022	0	%100
145	M83	X	.038	.038	0	%100
146	M83	Z	.022	.022	0	%100
147	M84	X	.006	.006	0	%100
148	M84	Z	.003	.003	0	%100
149	M85	X	.006	.006	0	%100
150	M85	Z	.003	.003	0	%100
151	M86	X	11.597	11.597	0	%100
152	M86	Z	6.695	6.695	0	%100
153	M87	X	11.597	11.597	0	%100
154	M87	Z	6.695	6.695	0	%100
155	M88	X	11.597	11.597	0	%100
156	M88	Z	6.695	6.695	0	%100
157	M89	X	11.597	11.597	0	%100
158	M89	Z	6.695	6.695	0	%100
159	M90	X	6.635	6.635	0	%100
160	M90	Z	3.831	3.831	0	%100
161	M91	X	6.635	6.635	0	%100
162	M91	Z	3.831	3.831	0	%100
163	M92	X	11.597	11.597	0	%100
164	M92	Z	6.695	6.695	0	%100
165	M93	X	11.597	11.597	0	%100
166	M93	Z	6.695	6.695	0	%100
167	M94	X	6.635	6.635	0	%100
168	M94	Z	3.831	3.831	0	%100
169	M95	X	4.253	4.253	0	%100
170	M95	Z	2.455	2.455	0	%100
171	M96	X	4.253	4.253	0	%100
172	M96	Z	2.455	2.455	0	%100
173	M99	X	10.235	10.235	0	%100
174	M99	Z	5.909	5.909	0	%100
175	M100	X	.038	.038	0	%100
176	M100	Z	.022	.022	0	%100
177	M101	X	.038	.038	0	%100
178	M101	Z	.022	.022	0	%100
179	M102	X	.006	.006	0	%100
180	M102	Z	.003	.003	0	%100
181	M103	X	.006	.006	0	%100
182	M103	Z	.003	.003	0	%100
183	M104	X	11.597	11.597	0	%100
184	M104	Z	6.695	6.695	0	%100
185	M105	X	11.597	11.597	0	%100
186	M105	Z	6.695	6.695	0	%100
187	M106	X	11.597	11.597	0	%100
188	M106	Z	6.695	6.695	0	%100
189	M107	X	11.597	11.597	0	%100
190	M107	Z	6.695	6.695	0	%100

Member Distributed Loads (BLC 45 : Structure Wo (120 Deg)) (Continued)

Member Label	Direction	Start Magnitude[lb/ft,...	End Magnitude[lb/ft,F...	Start Location[ft, %]	End Location[ft, %]
191	M108	X	6.635	6.635	0 %100
192	M108	Z	3.831	3.831	0 %100
193	M109	X	6.635	6.635	0 %100
194	M109	Z	3.831	3.831	0 %100
195	M110	X	11.597	11.597	0 %100
196	M110	Z	6.695	6.695	0 %100
197	M111	X	11.597	11.597	0 %100
198	M111	Z	6.695	6.695	0 %100
199	M112	X	6.635	6.635	0 %100
200	M112	Z	3.831	3.831	0 %100
201	M113	X	4.253	4.253	0 %100
202	M113	Z	2.455	2.455	0 %100
203	M114	X	4.253	4.253	0 %100
204	M114	Z	2.455	2.455	0 %100
205	M115	X	4.309	4.309	0 %100
206	M115	Z	2.488	2.488	0 %100
207	M117	X	4.309	4.309	0 %100
208	M117	Z	2.488	2.488	0 %100
209	M119	X	17.238	17.238	0 %100
210	M119	Z	9.952	9.952	0 %100
211	M121	X	17.238	17.238	0 %100
212	M121	Z	9.952	9.952	0 %100
213	M123	X	4.309	4.309	0 %100
214	M123	Z	2.488	2.488	0 %100
215	M125	X	4.309	4.309	0 %100
216	M125	Z	2.488	2.488	0 %100
217	M127	X	11.195	11.195	0 %100
218	M127	Z	6.464	6.464	0 %100
219	M128	X	.155	.155	0 %100
220	M128	Z	.09	.09	0 %100
221	M129	X	8.713	8.713	0 %100
222	M129	Z	5.031	5.031	0 %100
223	MP5A	X	10.235	10.235	0 %100
224	MP5A	Z	5.909	5.909	0 %100
225	MP1A	X	10.235	10.235	0 %100
226	MP1A	Z	5.909	5.909	0 %100
227	MP4A	X	10.235	10.235	0 %100
228	MP4A	Z	5.909	5.909	0 %100
229	MP2A	X	10.235	10.235	0 %100
230	MP2A	Z	5.909	5.909	0 %100
231	MP3A	X	10.235	10.235	0 %100
232	MP3A	Z	5.909	5.909	0 %100
233	MP5C	X	10.235	10.235	0 %100
234	MP5C	Z	5.909	5.909	0 %100
235	MP1C	X	10.235	10.235	0 %100
236	MP1C	Z	5.909	5.909	0 %100
237	MP4C	X	10.235	10.235	0 %100
238	MP4C	Z	5.909	5.909	0 %100
239	MP2C	X	10.235	10.235	0 %100
240	MP2C	Z	5.909	5.909	0 %100
241	MP3C	X	10.235	10.235	0 %100
242	MP3C	Z	5.909	5.909	0 %100
243	MP5B	X	10.235	10.235	0 %100
244	MP5B	Z	5.909	5.909	0 %100
245	MP1B	X	10.235	10.235	0 %100
246	MP1B	Z	5.909	5.909	0 %100
247	MP4B	X	10.235	10.235	0 %100



Company :
 Designer :
 Job Number :
 Model Name : 469402-VZW_MT_LO_H

May 18, 2022
 9:07 AM
 Checked By: _____

Member Distributed Loads (BLC 45 : Structure Wo (120 Deg)) (Continued)

	Member Label	Direction	Start Magnitude[lb/ft....	End Magnitude[lb/ft.F...	Start Location[ft.%,]	End Location[ft.%,]
248	MP4B	Z	5.909	5.909	0	%100
249	MP2B	X	10.235	10.235	0	%100
250	MP2B	Z	5.909	5.909	0	%100
251	MP3B	X	10.235	10.235	0	%100
252	MP3B	Z	5.909	5.909	0	%100

Member Distributed Loads (BLC 46 : Structure Wo (150 Deg))

	Member Label	Direction	Start Magnitude[lb/ft....	End Magnitude[lb/ft.F...	Start Location[ft.%,]	End Location[ft.%,]
1	M1	X	5.365	5.365	0	%100
2	M1	Z	9.292	9.292	0	%100
3	M2	X	5.365	5.365	0	%100
4	M2	Z	9.292	9.292	0	%100
5	M5	X	5.909	5.909	0	%100
6	M5	Z	10.235	10.235	0	%100
7	M6	X	1.8	1.8	0	%100
8	M6	Z	3.118	3.118	0	%100
9	M7	X	1.8	1.8	0	%100
10	M7	Z	3.118	3.118	0	%100
11	M8	X	.284	.284	0	%100
12	M8	Z	.492	.492	0	%100
13	M9	X	.284	.284	0	%100
14	M9	Z	.492	.492	0	%100
15	M10	X	2.854	2.854	0	%100
16	M10	Z	4.943	4.943	0	%100
17	M11	X	2.854	2.854	0	%100
18	M11	Z	4.943	4.943	0	%100
19	M12	X	2.854	2.854	0	%100
20	M12	Z	4.943	4.943	0	%100
21	M13	X	2.854	2.854	0	%100
22	M13	Z	4.943	4.943	0	%100
23	M14	X	3.831	3.831	0	%100
24	M14	Z	6.635	6.635	0	%100
25	M15	X	3.831	3.831	0	%100
26	M15	Z	6.635	6.635	0	%100
27	M16	X	2.854	2.854	0	%100
28	M16	Z	4.943	4.943	0	%100
29	M17	X	2.854	2.854	0	%100
30	M17	Z	4.943	4.943	0	%100
31	M18	X	3.831	3.831	0	%100
32	M18	Z	6.635	6.635	0	%100
33	M19	X	2.961	2.961	0	%100
34	M19	Z	5.129	5.129	0	%100
35	M20	X	2.961	2.961	0	%100
36	M20	Z	5.129	5.129	0	%100
37	M23	X	5.909	5.909	0	%100
38	M23	Z	10.235	10.235	0	%100
39	M24	X	1.176	1.176	0	%100
40	M24	Z	2.038	2.038	0	%100
41	M25	X	1.176	1.176	0	%100
42	M25	Z	2.038	2.038	0	%100
43	M26	X	.186	.186	0	%100
44	M26	Z	.322	.322	0	%100
45	M27	X	.186	.186	0	%100
46	M27	Z	.322	.322	0	%100
47	M28	X	2.854	2.854	0	%100
48	M28	Z	4.943	4.943	0	%100

Member Distributed Loads (BLC 46 : Structure Wo (150 Deg)) (Continued)

Member Label	Direction	Start Magnitude[lb/ft,...	End Magnitude[lb/ft,F...	Start Location[ft, %]	End Location[ft, %]
49	M29	X	2.854	2.854	0 %100
50	M29	Z	4.943	4.943	0 %100
51	M30	X	2.854	2.854	0 %100
52	M30	Z	4.943	4.943	0 %100
53	M31	X	2.854	2.854	0 %100
54	M31	Z	4.943	4.943	0 %100
55	M32	X	3.831	3.831	0 %100
56	M32	Z	6.635	6.635	0 %100
57	M33	X	3.831	3.831	0 %100
58	M33	Z	6.635	6.635	0 %100
59	M34	X	2.854	2.854	0 %100
60	M34	Z	4.943	4.943	0 %100
61	M35	X	2.854	2.854	0 %100
62	M35	Z	4.943	4.943	0 %100
63	M36	X	3.831	3.831	0 %100
64	M36	Z	6.635	6.635	0 %100
65	M37	X	2.784	2.784	0 %100
66	M37	Z	4.821	4.821	0 %100
67	M38	X	2.784	2.784	0 %100
68	M38	Z	4.821	4.821	0 %100
69	M39	X	0	0	0 %100
70	M39	Z	0	0	0 %100
71	M40	X	0	0	0 %100
72	M40	Z	0	0	0 %100
73	M43	X	5.909	5.909	0 %100
74	M43	Z	10.235	10.235	0 %100
75	M44	X	5.887	5.887	0 %100
76	M44	Z	10.197	10.197	0 %100
77	M45	X	5.887	5.887	0 %100
78	M45	Z	10.197	10.197	0 %100
79	M46	X	.93	.93	0 %100
80	M46	Z	1.61	1.61	0 %100
81	M47	X	.93	.93	0 %100
82	M47	Z	1.61	1.61	0 %100
83	M48	X	2.854	2.854	0 %100
84	M48	Z	4.943	4.943	0 %100
85	M49	X	2.854	2.854	0 %100
86	M49	Z	4.943	4.943	0 %100
87	M50	X	2.854	2.854	0 %100
88	M50	Z	4.943	4.943	0 %100
89	M51	X	2.854	2.854	0 %100
90	M51	Z	4.943	4.943	0 %100
91	M52	X	3.831	3.831	0 %100
92	M52	Z	6.635	6.635	0 %100
93	M53	X	3.831	3.831	0 %100
94	M53	Z	6.635	6.635	0 %100
95	M54	X	2.854	2.854	0 %100
96	M54	Z	4.943	4.943	0 %100
97	M55	X	2.854	2.854	0 %100
98	M55	Z	4.943	4.943	0 %100
99	M56	X	3.831	3.831	0 %100
100	M56	Z	6.635	6.635	0 %100
101	M57	X	4.124	4.124	0 %100
102	M57	Z	7.143	7.143	0 %100
103	M58	X	4.124	4.124	0 %100
104	M58	Z	7.143	7.143	0 %100
105	M61	X	5.909	5.909	0 %100



Company :
 Designer :
 Job Number :
 Model Name : 469402-VZW_MT_LO_H

May 18, 2022
 9:07 AM
 Checked By: _____

Member Distributed Loads (BLC 46 : Structure Wo (150 Deg)) (Continued)

	Member Label	Direction	Start Magnitude[lb/ft....	End Magnitude[lb/ft,F...	Start Location[ft.%]	End Location[ft.%]
106	M61	Z	10.235	10.235	0	%100
107	M62	X	5.887	5.887	0	%100
108	M62	Z	10.197	10.197	0	%100
109	M63	X	5.887	5.887	0	%100
110	M63	Z	10.197	10.197	0	%100
111	M64	X	.93	.93	0	%100
112	M64	Z	1.61	1.61	0	%100
113	M65	X	.93	.93	0	%100
114	M65	Z	1.61	1.61	0	%100
115	M66	X	2.854	2.854	0	%100
116	M66	Z	4.943	4.943	0	%100
117	M67	X	2.854	2.854	0	%100
118	M67	Z	4.943	4.943	0	%100
119	M68	X	2.854	2.854	0	%100
120	M68	Z	4.943	4.943	0	%100
121	M69	X	2.854	2.854	0	%100
122	M69	Z	4.943	4.943	0	%100
123	M70	X	3.831	3.831	0	%100
124	M70	Z	6.635	6.635	0	%100
125	M71	X	3.831	3.831	0	%100
126	M71	Z	6.635	6.635	0	%100
127	M72	X	2.854	2.854	0	%100
128	M72	Z	4.943	4.943	0	%100
129	M73	X	2.854	2.854	0	%100
130	M73	Z	4.943	4.943	0	%100
131	M74	X	3.831	3.831	0	%100
132	M74	Z	6.635	6.635	0	%100
133	M75	X	4.124	4.124	0	%100
134	M75	Z	7.143	7.143	0	%100
135	M76	X	4.124	4.124	0	%100
136	M76	Z	7.143	7.143	0	%100
137	M77	X	5.365	5.365	0	%100
138	M77	Z	9.292	9.292	0	%100
139	M78	X	5.365	5.365	0	%100
140	M78	Z	9.292	9.292	0	%100
141	M81	X	5.909	5.909	0	%100
142	M81	Z	10.235	10.235	0	%100
143	M82	X	1.176	1.176	0	%100
144	M82	Z	2.038	2.038	0	%100
145	M83	X	1.176	1.176	0	%100
146	M83	Z	2.038	2.038	0	%100
147	M84	X	.186	.186	0	%100
148	M84	Z	.322	.322	0	%100
149	M85	X	.186	.186	0	%100
150	M85	Z	.322	.322	0	%100
151	M86	X	2.854	2.854	0	%100
152	M86	Z	4.943	4.943	0	%100
153	M87	X	2.854	2.854	0	%100
154	M87	Z	4.943	4.943	0	%100
155	M88	X	2.854	2.854	0	%100
156	M88	Z	4.943	4.943	0	%100
157	M89	X	2.854	2.854	0	%100
158	M89	Z	4.943	4.943	0	%100
159	M90	X	3.831	3.831	0	%100
160	M90	Z	6.635	6.635	0	%100
161	M91	X	3.831	3.831	0	%100
162	M91	Z	6.635	6.635	0	%100

Member Distributed Loads (BLC 46 : Structure Wo (150 Deg)) (Continued)

	Member Label	Direction	Start Magnitude[lb/ft,...	End Magnitude[lb/ft,F...	Start Location[ft, %]	End Location[ft, %]
220	M128	Z	4.663	4.663	0	%100
221	M129	X	1.259	1.259	0	%100
222	M129	Z	2.181	2.181	0	%100
223	MP5A	X	5.909	5.909	0	%100
224	MP5A	Z	10.235	10.235	0	%100
225	MP1A	X	5.909	5.909	0	%100
226	MP1A	Z	10.235	10.235	0	%100
227	MP4A	X	5.909	5.909	0	%100
228	MP4A	Z	10.235	10.235	0	%100
229	MP2A	X	5.909	5.909	0	%100
230	MP2A	Z	10.235	10.235	0	%100
231	MP3A	X	5.909	5.909	0	%100
232	MP3A	Z	10.235	10.235	0	%100
233	MP5C	X	5.909	5.909	0	%100
234	MP5C	Z	10.235	10.235	0	%100
235	MP1C	X	5.909	5.909	0	%100
236	MP1C	Z	10.235	10.235	0	%100
237	MP4C	X	5.909	5.909	0	%100
238	MP4C	Z	10.235	10.235	0	%100
239	MP2C	X	5.909	5.909	0	%100
240	MP2C	Z	10.235	10.235	0	%100
241	MP3C	X	5.909	5.909	0	%100
242	MP3C	Z	10.235	10.235	0	%100
243	MP5B	X	5.909	5.909	0	%100
244	MP5B	Z	10.235	10.235	0	%100
245	MP1B	X	5.909	5.909	0	%100
246	MP1B	Z	10.235	10.235	0	%100
247	MP4B	X	5.909	5.909	0	%100
248	MP4B	Z	10.235	10.235	0	%100
249	MP2B	X	5.909	5.909	0	%100
250	MP2B	Z	10.235	10.235	0	%100
251	MP3B	X	5.909	5.909	0	%100
252	MP3B	Z	10.235	10.235	0	%100

Member Distributed Loads (BLC 47 : Structure Wo (180 Deg))

	Member Label	Direction	Start Magnitude[lb/ft,...	End Magnitude[lb/ft,F...	Start Location[ft, %]	End Location[ft, %]
1	M1	X	0	0	0	%100
2	M1	Z	14.306	14.306	0	%100
3	M2	X	0	0	0	%100
4	M2	Z	14.306	14.306	0	%100
5	M5	X	0	0	0	%100
6	M5	Z	11.818	11.818	0	%100
7	M6	X	0	0	0	%100
8	M6	Z	.044	.044	0	%100
9	M7	X	0	0	0	%100
10	M7	Z	.044	.044	0	%100
11	M8	X	0	0	0	%100
12	M8	Z	.007	.007	0	%100
13	M9	X	0	0	0	%100
14	M9	Z	.007	.007	0	%100
15	M10	X	0	0	0	%100
16	M10	Z	1.866	1.866	0	%100
17	M11	X	0	0	0	%100
18	M11	Z	1.866	1.866	0	%100
19	M12	X	0	0	0	%100
20	M12	Z	1.866	1.866	0	%100



Company :
 Designer :
 Job Number :
 Model Name : 469402-VZW_MT_LO_H

May 18, 2022
 9:07 AM
 Checked By: _____

Member Distributed Loads (BLC 47 : Structure Wo (180 Deg)) (Continued)

Member Label	Direction	Start Magnitude[lb/ft,...	End Magnitude[lb/ft,F...	Start Location[ft,%]	End Location[ft,%]
78	M45	Z	9.465	9.465	0 %100
79	M46	X	0	0	0 %100
80	M46	Z	1.495	1.495	0 %100
81	M47	X	0	0	0 %100
82	M47	Z	1.495	1.495	0 %100
83	M48	X	0	0	0 %100
84	M48	Z	1.866	1.866	0 %100
85	M49	X	0	0	0 %100
86	M49	Z	1.866	1.866	0 %100
87	M50	X	0	0	0 %100
88	M50	Z	1.866	1.866	0 %100
89	M51	X	0	0	0 %100
90	M51	Z	1.866	1.866	0 %100
91	M52	X	0	0	0 %100
92	M52	Z	7.661	7.661	0 %100
93	M53	X	0	0	0 %100
94	M53	Z	7.661	7.661	0 %100
95	M54	X	0	0	0 %100
96	M54	Z	1.866	1.866	0 %100
97	M55	X	0	0	0 %100
98	M55	Z	1.866	1.866	0 %100
99	M56	X	0	0	0 %100
100	M56	Z	7.661	7.661	0 %100
101	M57	X	0	0	0 %100
102	M57	Z	7.591	7.591	0 %100
103	M58	X	0	0	0 %100
104	M58	Z	7.591	7.591	0 %100
105	M61	X	0	0	0 %100
106	M61	Z	11.818	11.818	0 %100
107	M62	X	0	0	0 %100
108	M62	Z	8.218	8.218	0 %100
109	M63	X	0	0	0 %100
110	M63	Z	8.218	8.218	0 %100
111	M64	X	0	0	0 %100
112	M64	Z	1.298	1.298	0 %100
113	M65	X	0	0	0 %100
114	M65	Z	1.298	1.298	0 %100
115	M66	X	0	0	0 %100
116	M66	Z	1.866	1.866	0 %100
117	M67	X	0	0	0 %100
118	M67	Z	1.866	1.866	0 %100
119	M68	X	0	0	0 %100
120	M68	Z	1.866	1.866	0 %100
121	M69	X	0	0	0 %100
122	M69	Z	1.866	1.866	0 %100
123	M70	X	0	0	0 %100
124	M70	Z	7.661	7.661	0 %100
125	M71	X	0	0	0 %100
126	M71	Z	7.661	7.661	0 %100
127	M72	X	0	0	0 %100
128	M72	Z	1.866	1.866	0 %100
129	M73	X	0	0	0 %100
130	M73	Z	1.866	1.866	0 %100
131	M74	X	0	0	0 %100
132	M74	Z	7.661	7.661	0 %100
133	M75	X	0	0	0 %100
134	M75	Z	7.236	7.236	0 %100



Company :
 Designer :
 Job Number :
 Model Name : 469402-VZW_MT_LO_H

May 18, 2022
 9:07 AM
 Checked By: _____

Member Distributed Loads (BLC 47 : Structure Wo (180 Deg)) (Continued)

Member Label	Direction	Start Magnitude[lb/ft,...	End Magnitude[lb/ft,F...	Start Location[ft, %]	End Location[ft, %]	
135	M76	X	0	0	0	%100
136	M76	Z	7.236	7.236	0	%100
137	M77	X	0	0	0	%100
138	M77	Z	3.577	3.577	0	%100
139	M78	X	0	0	0	%100
140	M78	Z	3.577	3.577	0	%100
141	M81	X	0	0	0	%100
142	M81	Z	11.818	11.818	0	%100
143	M82	X	0	0	0	%100
144	M82	Z	8.218	8.218	0	%100
145	M83	X	0	0	0	%100
146	M83	Z	8.218	8.218	0	%100
147	M84	X	0	0	0	%100
148	M84	Z	1.298	1.298	0	%100
149	M85	X	0	0	0	%100
150	M85	Z	1.298	1.298	0	%100
151	M86	X	0	0	0	%100
152	M86	Z	1.866	1.866	0	%100
153	M87	X	0	0	0	%100
154	M87	Z	1.866	1.866	0	%100
155	M88	X	0	0	0	%100
156	M88	Z	1.866	1.866	0	%100
157	M89	X	0	0	0	%100
158	M89	Z	1.866	1.866	0	%100
159	M90	X	0	0	0	%100
160	M90	Z	7.661	7.661	0	%100
161	M91	X	0	0	0	%100
162	M91	Z	7.661	7.661	0	%100
163	M92	X	0	0	0	%100
164	M92	Z	1.866	1.866	0	%100
165	M93	X	0	0	0	%100
166	M93	Z	1.866	1.866	0	%100
167	M94	X	0	0	0	%100
168	M94	Z	7.661	7.661	0	%100
169	M95	X	0	0	0	%100
170	M95	Z	7.236	7.236	0	%100
171	M96	X	0	0	0	%100
172	M96	Z	7.236	7.236	0	%100
173	M99	X	0	0	0	%100
174	M99	Z	11.818	11.818	0	%100
175	M100	X	0	0	0	%100
176	M100	Z	9.465	9.465	0	%100
177	M101	X	0	0	0	%100
178	M101	Z	9.465	9.465	0	%100
179	M102	X	0	0	0	%100
180	M102	Z	1.495	1.495	0	%100
181	M103	X	0	0	0	%100
182	M103	Z	1.495	1.495	0	%100
183	M104	X	0	0	0	%100
184	M104	Z	1.866	1.866	0	%100
185	M105	X	0	0	0	%100
186	M105	Z	1.866	1.866	0	%100
187	M106	X	0	0	0	%100
188	M106	Z	1.866	1.866	0	%100
189	M107	X	0	0	0	%100
190	M107	Z	1.866	1.866	0	%100
191	M108	X	0	0	0	%100



Company :
 Designer :
 Job Number :
 Model Name : 469402-VZW_MT_LO_H

May 18, 2022
 9:07 AM
 Checked By: _____

Member Distributed Loads (BLC 47 : Structure Wo (180 Deg)) (Continued)

	Member Label	Direction	Start Magnitude[lb/ft,...	End Magnitude[lb/ft,F...	Start Location[ft, %]	End Location[ft, %]
249	MP2B	X	0	0	0	%100
250	MP2B	Z	11.818	11.818	0	%100
251	MP3B	X	0	0	0	%100
252	MP3B	Z	11.818	11.818	0	%100

Member Distributed Loads (BLC 48 : Structure Wo (210 Deg))

	Member Label	Direction	Start Magnitude[lb/ft,...	End Magnitude[lb/ft,F...	Start Location[ft, %]	End Location[ft, %]
1	M1	X	-5.365	-5.365	0	%100
2	M1	Z	9.292	9.292	0	%100
3	M2	X	-5.365	-5.365	0	%100
4	M2	Z	9.292	9.292	0	%100
5	M5	X	-5.909	-5.909	0	%100
6	M5	Z	10.235	10.235	0	%100
7	M6	X	-1.176	-1.176	0	%100
8	M6	Z	2.038	2.038	0	%100
9	M7	X	-1.176	-1.176	0	%100
10	M7	Z	2.038	2.038	0	%100
11	M8	X	-.186	-.186	0	%100
12	M8	Z	.322	.322	0	%100
13	M9	X	-.186	-.186	0	%100
14	M9	Z	.322	.322	0	%100
15	M10	X	-2.854	-2.854	0	%100
16	M10	Z	4.943	4.943	0	%100
17	M11	X	-2.854	-2.854	0	%100
18	M11	Z	4.943	4.943	0	%100
19	M12	X	-2.854	-2.854	0	%100
20	M12	Z	4.943	4.943	0	%100
21	M13	X	-2.854	-2.854	0	%100
22	M13	Z	4.943	4.943	0	%100
23	M14	X	-3.831	-3.831	0	%100
24	M14	Z	6.635	6.635	0	%100
25	M15	X	-3.831	-3.831	0	%100
26	M15	Z	6.635	6.635	0	%100
27	M16	X	-2.854	-2.854	0	%100
28	M16	Z	4.943	4.943	0	%100
29	M17	X	-2.854	-2.854	0	%100
30	M17	Z	4.943	4.943	0	%100
31	M18	X	-3.831	-3.831	0	%100
32	M18	Z	6.635	6.635	0	%100
33	M19	X	-2.784	-2.784	0	%100
34	M19	Z	4.821	4.821	0	%100
35	M20	X	-2.784	-2.784	0	%100
36	M20	Z	4.821	4.821	0	%100
37	M23	X	-5.909	-5.909	0	%100
38	M23	Z	10.235	10.235	0	%100
39	M24	X	-1.8	-1.8	0	%100
40	M24	Z	3.118	3.118	0	%100
41	M25	X	-1.8	-1.8	0	%100
42	M25	Z	3.118	3.118	0	%100
43	M26	X	-.284	-.284	0	%100
44	M26	Z	.492	.492	0	%100
45	M27	X	-.284	-.284	0	%100
46	M27	Z	.492	.492	0	%100
47	M28	X	-2.854	-2.854	0	%100
48	M28	Z	4.943	4.943	0	%100
49	M29	X	-2.854	-2.854	0	%100



Company :
 Designer :
 Job Number :
 Model Name : 469402-VZW_MT_LO_H

May 18, 2022
 9:07 AM
 Checked By: _____

Member Distributed Loads (BLC 48 : Structure Wo (210 Deg)) (Continued)

	Member Label	Direction	Start Magnitude[lb/ft,...	End Magnitude[lb/ft,F...	Start Location[ft, %]	End Location[ft, %]
221	M129	X	-2.692	-2.692	0	%100
222	M129	Z	4.663	4.663	0	%100
223	MP5A	X	-5.909	-5.909	0	%100
224	MP5A	Z	10.235	10.235	0	%100
225	MP1A	X	-5.909	-5.909	0	%100
226	MP1A	Z	10.235	10.235	0	%100
227	MP4A	X	-5.909	-5.909	0	%100
228	MP4A	Z	10.235	10.235	0	%100
229	MP2A	X	-5.909	-5.909	0	%100
230	MP2A	Z	10.235	10.235	0	%100
231	MP3A	X	-5.909	-5.909	0	%100
232	MP3A	Z	10.235	10.235	0	%100
233	MP5C	X	-5.909	-5.909	0	%100
234	MP5C	Z	10.235	10.235	0	%100
235	MP1C	X	-5.909	-5.909	0	%100
236	MP1C	Z	10.235	10.235	0	%100
237	MP4C	X	-5.909	-5.909	0	%100
238	MP4C	Z	10.235	10.235	0	%100
239	MP2C	X	-5.909	-5.909	0	%100
240	MP2C	Z	10.235	10.235	0	%100
241	MP3C	X	-5.909	-5.909	0	%100
242	MP3C	Z	10.235	10.235	0	%100
243	MP5B	X	-5.909	-5.909	0	%100
244	MP5B	Z	10.235	10.235	0	%100
245	MP1B	X	-5.909	-5.909	0	%100
246	MP1B	Z	10.235	10.235	0	%100
247	MP4B	X	-5.909	-5.909	0	%100
248	MP4B	Z	10.235	10.235	0	%100
249	MP2B	X	-5.909	-5.909	0	%100
250	MP2B	Z	10.235	10.235	0	%100
251	MP3B	X	-5.909	-5.909	0	%100
252	MP3B	Z	10.235	10.235	0	%100

Member Distributed Loads (BLC 49 : Structure Wo (240 Deg))

	Member Label	Direction	Start Magnitude[lb/ft,...	End Magnitude[lb/ft,F...	Start Location[ft, %]	End Location[ft, %]
1	M1	X	-3.097	-3.097	0	%100
2	M1	Z	1.788	1.788	0	%100
3	M2	X	-3.097	-3.097	0	%100
4	M2	Z	1.788	1.788	0	%100
5	M5	X	-10.235	-10.235	0	%100
6	M5	Z	5.909	5.909	0	%100
7	M6	X	-7.117	-7.117	0	%100
8	M6	Z	4.109	4.109	0	%100
9	M7	X	-7.117	-7.117	0	%100
10	M7	Z	4.109	4.109	0	%100
11	M8	X	-1.124	-1.124	0	%100
12	M8	Z	.649	.649	0	%100
13	M9	X	-1.124	-1.124	0	%100
14	M9	Z	.649	.649	0	%100
15	M10	X	-11.597	-11.597	0	%100
16	M10	Z	6.695	6.695	0	%100
17	M11	X	-11.597	-11.597	0	%100
18	M11	Z	6.695	6.695	0	%100
19	M12	X	-11.597	-11.597	0	%100
20	M12	Z	6.695	6.695	0	%100
21	M13	X	-11.597	-11.597	0	%100

Member Distributed Loads (BLC 49 : Structure Wo (240 Deg)) (Continued)

Member Label	Direction	Start Magnitude[lb/ft,...	End Magnitude[lb/ft,F...	Start Location[ft,%]	End Location[ft,%]
22	M13	Z	6.695	6.695	0 %100
23	M14	X	-6.635	-6.635	0 %100
24	M14	Z	3.831	3.831	0 %100
25	M15	X	-6.635	-6.635	0 %100
26	M15	Z	3.831	3.831	0 %100
27	M16	X	-11.597	-11.597	0 %100
28	M16	Z	6.695	6.695	0 %100
29	M17	X	-11.597	-11.597	0 %100
30	M17	Z	6.695	6.695	0 %100
31	M18	X	-6.635	-6.635	0 %100
32	M18	Z	3.831	3.831	0 %100
33	M19	X	-6.267	-6.267	0 %100
34	M19	Z	3.618	3.618	0 %100
35	M20	X	-6.267	-6.267	0 %100
36	M20	Z	3.618	3.618	0 %100
37	M23	X	-10.235	-10.235	0 %100
38	M23	Z	5.909	5.909	0 %100
39	M24	X	-8.197	-8.197	0 %100
40	M24	Z	4.733	4.733	0 %100
41	M25	X	-8.197	-8.197	0 %100
42	M25	Z	4.733	4.733	0 %100
43	M26	X	-1.294	-1.294	0 %100
44	M26	Z	.747	.747	0 %100
45	M27	X	-1.294	-1.294	0 %100
46	M27	Z	.747	.747	0 %100
47	M28	X	-11.597	-11.597	0 %100
48	M28	Z	6.695	6.695	0 %100
49	M29	X	-11.597	-11.597	0 %100
50	M29	Z	6.695	6.695	0 %100
51	M30	X	-11.597	-11.597	0 %100
52	M30	Z	6.695	6.695	0 %100
53	M31	X	-11.597	-11.597	0 %100
54	M31	Z	6.695	6.695	0 %100
55	M32	X	-6.635	-6.635	0 %100
56	M32	Z	3.831	3.831	0 %100
57	M33	X	-6.635	-6.635	0 %100
58	M33	Z	3.831	3.831	0 %100
59	M34	X	-11.597	-11.597	0 %100
60	M34	Z	6.695	6.695	0 %100
61	M35	X	-11.597	-11.597	0 %100
62	M35	Z	6.695	6.695	0 %100
63	M36	X	-6.635	-6.635	0 %100
64	M36	Z	3.831	3.831	0 %100
65	M37	X	-6.574	-6.574	0 %100
66	M37	Z	3.795	3.795	0 %100
67	M38	X	-6.574	-6.574	0 %100
68	M38	Z	3.795	3.795	0 %100
69	M39	X	-12.39	-12.39	0 %100
70	M39	Z	7.153	7.153	0 %100
71	M40	X	-12.39	-12.39	0 %100
72	M40	Z	7.153	7.153	0 %100
73	M43	X	-10.235	-10.235	0 %100
74	M43	Z	5.909	5.909	0 %100
75	M44	X	-.038	-.038	0 %100
76	M44	Z	.022	.022	0 %100
77	M45	X	-.038	-.038	0 %100
78	M45	Z	.022	.022	0 %100

Member Distributed Loads (BLC 49 : Structure Wo (240 Deg)) (Continued)

Member Label	Direction	Start Magnitude[lb/ft,...	End Magnitude[lb/ft,F...	Start Location[ft, %]	End Location[ft, %]
79	M46	X	-0.006	-0.006	0 %100
80	M46	Z	.003	.003	0 %100
81	M47	X	-0.006	-0.006	0 %100
82	M47	Z	.003	.003	0 %100
83	M48	X	-11.597	-11.597	0 %100
84	M48	Z	6.695	6.695	0 %100
85	M49	X	-11.597	-11.597	0 %100
86	M49	Z	6.695	6.695	0 %100
87	M50	X	-11.597	-11.597	0 %100
88	M50	Z	6.695	6.695	0 %100
89	M51	X	-11.597	-11.597	0 %100
90	M51	Z	6.695	6.695	0 %100
91	M52	X	-6.635	-6.635	0 %100
92	M52	Z	3.831	3.831	0 %100
93	M53	X	-6.635	-6.635	0 %100
94	M53	Z	3.831	3.831	0 %100
95	M54	X	-11.597	-11.597	0 %100
96	M54	Z	6.695	6.695	0 %100
97	M55	X	-11.597	-11.597	0 %100
98	M55	Z	6.695	6.695	0 %100
99	M56	X	-6.635	-6.635	0 %100
100	M56	Z	3.831	3.831	0 %100
101	M57	X	-4.253	-4.253	0 %100
102	M57	Z	2.455	2.455	0 %100
103	M58	X	-4.253	-4.253	0 %100
104	M58	Z	2.455	2.455	0 %100
105	M61	X	-10.235	-10.235	0 %100
106	M61	Z	5.909	5.909	0 %100
107	M62	X	-0.038	-0.038	0 %100
108	M62	Z	.022	.022	0 %100
109	M63	X	-0.038	-0.038	0 %100
110	M63	Z	.022	.022	0 %100
111	M64	X	-0.006	-0.006	0 %100
112	M64	Z	.003	.003	0 %100
113	M65	X	-0.006	-0.006	0 %100
114	M65	Z	.003	.003	0 %100
115	M66	X	-11.597	-11.597	0 %100
116	M66	Z	6.695	6.695	0 %100
117	M67	X	-11.597	-11.597	0 %100
118	M67	Z	6.695	6.695	0 %100
119	M68	X	-11.597	-11.597	0 %100
120	M68	Z	6.695	6.695	0 %100
121	M69	X	-11.597	-11.597	0 %100
122	M69	Z	6.695	6.695	0 %100
123	M70	X	-6.635	-6.635	0 %100
124	M70	Z	3.831	3.831	0 %100
125	M71	X	-6.635	-6.635	0 %100
126	M71	Z	3.831	3.831	0 %100
127	M72	X	-11.597	-11.597	0 %100
128	M72	Z	6.695	6.695	0 %100
129	M73	X	-11.597	-11.597	0 %100
130	M73	Z	6.695	6.695	0 %100
131	M74	X	-6.635	-6.635	0 %100
132	M74	Z	3.831	3.831	0 %100
133	M75	X	-4.253	-4.253	0 %100
134	M75	Z	2.455	2.455	0 %100
135	M76	X	-4.253	-4.253	0 %100

Member Distributed Loads (BLC 49 : Structure Wo (240 Deg)) (Continued)

Member Label	Direction	Start Magnitude[lb/ft,...	End Magnitude[lb/ft,F...	Start Location[ft, %]	End Location[ft, %]
136	M76	Z	2.455	2.455	0 %100
137	M77	X	-3.097	-3.097	0 %100
138	M77	Z	1.788	1.788	0 %100
139	M78	X	-3.097	-3.097	0 %100
140	M78	Z	1.788	1.788	0 %100
141	M81	X	-10.235	-10.235	0 %100
142	M81	Z	5.909	5.909	0 %100
143	M82	X	-8.197	-8.197	0 %100
144	M82	Z	4.733	4.733	0 %100
145	M83	X	-8.197	-8.197	0 %100
146	M83	Z	4.733	4.733	0 %100
147	M84	X	-1.294	-1.294	0 %100
148	M84	Z	.747	.747	0 %100
149	M85	X	-1.294	-1.294	0 %100
150	M85	Z	.747	.747	0 %100
151	M86	X	-11.597	-11.597	0 %100
152	M86	Z	6.695	6.695	0 %100
153	M87	X	-11.597	-11.597	0 %100
154	M87	Z	6.695	6.695	0 %100
155	M88	X	-11.597	-11.597	0 %100
156	M88	Z	6.695	6.695	0 %100
157	M89	X	-11.597	-11.597	0 %100
158	M89	Z	6.695	6.695	0 %100
159	M90	X	-6.635	-6.635	0 %100
160	M90	Z	3.831	3.831	0 %100
161	M91	X	-6.635	-6.635	0 %100
162	M91	Z	3.831	3.831	0 %100
163	M92	X	-11.597	-11.597	0 %100
164	M92	Z	6.695	6.695	0 %100
165	M93	X	-11.597	-11.597	0 %100
166	M93	Z	6.695	6.695	0 %100
167	M94	X	-6.635	-6.635	0 %100
168	M94	Z	3.831	3.831	0 %100
169	M95	X	-6.574	-6.574	0 %100
170	M95	Z	3.795	3.795	0 %100
171	M96	X	-6.574	-6.574	0 %100
172	M96	Z	3.795	3.795	0 %100
173	M99	X	-10.235	-10.235	0 %100
174	M99	Z	5.909	5.909	0 %100
175	M100	X	-7.117	-7.117	0 %100
176	M100	Z	4.109	4.109	0 %100
177	M101	X	-7.117	-7.117	0 %100
178	M101	Z	4.109	4.109	0 %100
179	M102	X	-1.124	-1.124	0 %100
180	M102	Z	.649	.649	0 %100
181	M103	X	-1.124	-1.124	0 %100
182	M103	Z	.649	.649	0 %100
183	M104	X	-11.597	-11.597	0 %100
184	M104	Z	6.695	6.695	0 %100
185	M105	X	-11.597	-11.597	0 %100
186	M105	Z	6.695	6.695	0 %100
187	M106	X	-11.597	-11.597	0 %100
188	M106	Z	6.695	6.695	0 %100
189	M107	X	-11.597	-11.597	0 %100
190	M107	Z	6.695	6.695	0 %100
191	M108	X	-6.635	-6.635	0 %100
192	M108	Z	3.831	3.831	0 %100



Company :
 Designer :
 Job Number :
 Model Name : 469402-VZW_MT_LO_H

May 18, 2022
 9:08 AM
 Checked By: _____

Member Distributed Loads (BLC 49 : Structure Wo (240 Deg)) (Continued)

Member Label	Direction	Start Magnitude[lb/ft,...	End Magnitude[lb/ft,F...	Start Location[ft, %]	End Location[ft, %]
193	M109	X	-6.635	-6.635	0 %100
194	M109	Z	3.831	3.831	0 %100
195	M110	X	-11.597	-11.597	0 %100
196	M110	Z	6.695	6.695	0 %100
197	M111	X	-11.597	-11.597	0 %100
198	M111	Z	6.695	6.695	0 %100
199	M112	X	-6.635	-6.635	0 %100
200	M112	Z	3.831	3.831	0 %100
201	M113	X	-6.267	-6.267	0 %100
202	M113	Z	3.618	3.618	0 %100
203	M114	X	-6.267	-6.267	0 %100
204	M114	Z	3.618	3.618	0 %100
205	M115	X	-17.238	-17.238	0 %100
206	M115	Z	9.952	9.952	0 %100
207	M117	X	-17.238	-17.238	0 %100
208	M117	Z	9.952	9.952	0 %100
209	M119	X	-4.309	-4.309	0 %100
210	M119	Z	2.488	2.488	0 %100
211	M121	X	-4.309	-4.309	0 %100
212	M121	Z	2.488	2.488	0 %100
213	M123	X	-4.309	-4.309	0 %100
214	M123	Z	2.488	2.488	0 %100
215	M125	X	-4.309	-4.309	0 %100
216	M125	Z	2.488	2.488	0 %100
217	M127	X	-.155	-.155	0 %100
218	M127	Z	.09	.09	0 %100
219	M128	X	-8.713	-8.713	0 %100
220	M128	Z	5.031	5.031	0 %100
221	M129	X	-11.195	-11.195	0 %100
222	M129	Z	6.464	6.464	0 %100
223	MP5A	X	-10.235	-10.235	0 %100
224	MP5A	Z	5.909	5.909	0 %100
225	MP1A	X	-10.235	-10.235	0 %100
226	MP1A	Z	5.909	5.909	0 %100
227	MP4A	X	-10.235	-10.235	0 %100
228	MP4A	Z	5.909	5.909	0 %100
229	MP2A	X	-10.235	-10.235	0 %100
230	MP2A	Z	5.909	5.909	0 %100
231	MP3A	X	-10.235	-10.235	0 %100
232	MP3A	Z	5.909	5.909	0 %100
233	MP5C	X	-10.235	-10.235	0 %100
234	MP5C	Z	5.909	5.909	0 %100
235	MP1C	X	-10.235	-10.235	0 %100
236	MP1C	Z	5.909	5.909	0 %100
237	MP4C	X	-10.235	-10.235	0 %100
238	MP4C	Z	5.909	5.909	0 %100
239	MP2C	X	-10.235	-10.235	0 %100
240	MP2C	Z	5.909	5.909	0 %100
241	MP3C	X	-10.235	-10.235	0 %100
242	MP3C	Z	5.909	5.909	0 %100
243	MP5B	X	-10.235	-10.235	0 %100
244	MP5B	Z	5.909	5.909	0 %100
245	MP1B	X	-10.235	-10.235	0 %100
246	MP1B	Z	5.909	5.909	0 %100
247	MP4B	X	-10.235	-10.235	0 %100
248	MP4B	Z	5.909	5.909	0 %100
249	MP2B	X	-10.235	-10.235	0 %100



Company :
 Designer :
 Job Number :
 Model Name : 469402-VZW_MT_LO_H

May 18, 2022
 9:08 AM
 Checked By: _____

Member Distributed Loads (BLC 49 : Structure Wo (240 Deg)) (Continued)

	Member Label	Direction	Start Magnitude[lb/ft,...	End Magnitude[lb/ft,F...	Start Location[ft, %]	End Location[ft, %]
250	MP2B	Z	5.909	5.909	0	%100
251	MP3B	X	-10.235	-10.235	0	%100
252	MP3B	Z	5.909	5.909	0	%100

Member Distributed Loads (BLC 50 : Structure Wo (270 Deg))

	Member Label	Direction	Start Magnitude[lb/ft,...	End Magnitude[lb/ft,F...	Start Location[ft, %]	End Location[ft, %]
1	M1	X	0	0	0	%100
2	M1	Z	0	0	0	%100
3	M2	X	0	0	0	%100
4	M2	Z	0	0	0	%100
5	M5	X	-11.818	-11.818	0	%100
6	M5	Z	0	0	0	%100
7	M6	X	-11.774	-11.774	0	%100
8	M6	Z	0	0	0	%100
9	M7	X	-11.774	-11.774	0	%100
10	M7	Z	0	0	0	%100
11	M8	X	-1.859	-1.859	0	%100
12	M8	Z	0	0	0	%100
13	M9	X	-1.859	-1.859	0	%100
14	M9	Z	0	0	0	%100
15	M10	X	-17.232	-17.232	0	%100
16	M10	Z	0	0	0	%100
17	M11	X	-17.232	-17.232	0	%100
18	M11	Z	0	0	0	%100
19	M12	X	-17.232	-17.232	0	%100
20	M12	Z	0	0	0	%100
21	M13	X	-17.232	-17.232	0	%100
22	M13	Z	0	0	0	%100
23	M14	X	-7.661	-7.661	0	%100
24	M14	Z	0	0	0	%100
25	M15	X	-7.661	-7.661	0	%100
26	M15	Z	0	0	0	%100
27	M16	X	-17.232	-17.232	0	%100
28	M16	Z	0	0	0	%100
29	M17	X	-17.232	-17.232	0	%100
30	M17	Z	0	0	0	%100
31	M18	X	-7.661	-7.661	0	%100
32	M18	Z	0	0	0	%100
33	M19	X	-8.248	-8.248	0	%100
34	M19	Z	0	0	0	%100
35	M20	X	-8.248	-8.248	0	%100
36	M20	Z	0	0	0	%100
37	M23	X	-11.818	-11.818	0	%100
38	M23	Z	0	0	0	%100
39	M24	X	-11.774	-11.774	0	%100
40	M24	Z	0	0	0	%100
41	M25	X	-11.774	-11.774	0	%100
42	M25	Z	0	0	0	%100
43	M26	X	-1.859	-1.859	0	%100
44	M26	Z	0	0	0	%100
45	M27	X	-1.859	-1.859	0	%100
46	M27	Z	0	0	0	%100
47	M28	X	-17.232	-17.232	0	%100
48	M28	Z	0	0	0	%100
49	M29	X	-17.232	-17.232	0	%100
50	M29	Z	0	0	0	%100

Member Distributed Loads (BLC 50 : Structure Wo (270 Deg)) (Continued)

Member Label	Direction	Start Magnitude[lb/ft,...	End Magnitude[lb/ft,F...	Start Location[ft, %]	End Location[ft, %]
51	M30	X	-17.232	-17.232	0 %100
52	M30	Z	0	0	0 %100
53	M31	X	-17.232	-17.232	0 %100
54	M31	Z	0	0	0 %100
55	M32	X	-7.661	-7.661	0 %100
56	M32	Z	0	0	0 %100
57	M33	X	-7.661	-7.661	0 %100
58	M33	Z	0	0	0 %100
59	M34	X	-17.232	-17.232	0 %100
60	M34	Z	0	0	0 %100
61	M35	X	-17.232	-17.232	0 %100
62	M35	Z	0	0	0 %100
63	M36	X	-7.661	-7.661	0 %100
64	M36	Z	0	0	0 %100
65	M37	X	-8.248	-8.248	0 %100
66	M37	Z	0	0	0 %100
67	M38	X	-8.248	-8.248	0 %100
68	M38	Z	0	0	0 %100
69	M39	X	-10.73	-10.73	0 %100
70	M39	Z	0	0	0 %100
71	M40	X	-10.73	-10.73	0 %100
72	M40	Z	0	0	0 %100
73	M43	X	-11.818	-11.818	0 %100
74	M43	Z	0	0	0 %100
75	M44	X	-2.353	-2.353	0 %100
76	M44	Z	0	0	0 %100
77	M45	X	-2.353	-2.353	0 %100
78	M45	Z	0	0	0 %100
79	M46	X	-.372	-.372	0 %100
80	M46	Z	0	0	0 %100
81	M47	X	-.372	-.372	0 %100
82	M47	Z	0	0	0 %100
83	M48	X	-17.232	-17.232	0 %100
84	M48	Z	0	0	0 %100
85	M49	X	-17.232	-17.232	0 %100
86	M49	Z	0	0	0 %100
87	M50	X	-17.232	-17.232	0 %100
88	M50	Z	0	0	0 %100
89	M51	X	-17.232	-17.232	0 %100
90	M51	Z	0	0	0 %100
91	M52	X	-7.661	-7.661	0 %100
92	M52	Z	0	0	0 %100
93	M53	X	-7.661	-7.661	0 %100
94	M53	Z	0	0	0 %100
95	M54	X	-17.232	-17.232	0 %100
96	M54	Z	0	0	0 %100
97	M55	X	-17.232	-17.232	0 %100
98	M55	Z	0	0	0 %100
99	M56	X	-7.661	-7.661	0 %100
100	M56	Z	0	0	0 %100
101	M57	X	-5.567	-5.567	0 %100
102	M57	Z	0	0	0 %100
103	M58	X	-5.567	-5.567	0 %100
104	M58	Z	0	0	0 %100
105	M61	X	-11.818	-11.818	0 %100
106	M61	Z	0	0	0 %100
107	M62	X	-3.6	-3.6	0 %100



Company :
 Designer :
 Job Number :
 Model Name : 469402-VZW_MT_LO_H

May 18, 2022
 9:08 AM
 Checked By: _____

Member Distributed Loads (BLC 50 : Structure Wo (270 Deg)) (Continued)

Member Label	Direction	Start Magnitude[lb/ft,...	End Magnitude[lb/ft,F...	Start Location[ft, %]	End Location[ft, %]
165	M93	X	-17.232	-17.232	0 %100
166	M93	Z	0	0	0 %100
167	M94	X	-7.661	-7.661	0 %100
168	M94	Z	0	0	0 %100
169	M95	X	-5.922	-5.922	0 %100
170	M95	Z	0	0	0 %100
171	M96	X	-5.922	-5.922	0 %100
172	M96	Z	0	0	0 %100
173	M99	X	-11.818	-11.818	0 %100
174	M99	Z	0	0	0 %100
175	M100	X	-2.353	-2.353	0 %100
176	M100	Z	0	0	0 %100
177	M101	X	-2.353	-2.353	0 %100
178	M101	Z	0	0	0 %100
179	M102	X	-.372	-.372	0 %100
180	M102	Z	0	0	0 %100
181	M103	X	-.372	-.372	0 %100
182	M103	Z	0	0	0 %100
183	M104	X	-17.232	-17.232	0 %100
184	M104	Z	0	0	0 %100
185	M105	X	-17.232	-17.232	0 %100
186	M105	Z	0	0	0 %100
187	M106	X	-17.232	-17.232	0 %100
188	M106	Z	0	0	0 %100
189	M107	X	-17.232	-17.232	0 %100
190	M107	Z	0	0	0 %100
191	M108	X	-7.661	-7.661	0 %100
192	M108	Z	0	0	0 %100
193	M109	X	-7.661	-7.661	0 %100
194	M109	Z	0	0	0 %100
195	M110	X	-17.232	-17.232	0 %100
196	M110	Z	0	0	0 %100
197	M111	X	-17.232	-17.232	0 %100
198	M111	Z	0	0	0 %100
199	M112	X	-7.661	-7.661	0 %100
200	M112	Z	0	0	0 %100
201	M113	X	-5.567	-5.567	0 %100
202	M113	Z	0	0	0 %100
203	M114	X	-5.567	-5.567	0 %100
204	M114	Z	0	0	0 %100
205	M115	X	-14.928	-14.928	0 %100
206	M115	Z	0	0	0 %100
207	M117	X	-14.928	-14.928	0 %100
208	M117	Z	0	0	0 %100
209	M119	X	-14.928	-14.928	0 %100
210	M119	Z	0	0	0 %100
211	M121	X	-14.928	-14.928	0 %100
212	M121	Z	0	0	0 %100
213	M123	X	0	0	0 %100
214	M123	Z	0	0	0 %100
215	M125	X	0	0	0 %100
216	M125	Z	0	0	0 %100
217	M127	X	-5.384	-5.384	0 %100
218	M127	Z	0	0	0 %100
219	M128	X	-2.518	-2.518	0 %100
220	M128	Z	0	0	0 %100
221	M129	X	-15.266	-15.266	0 %100



Company :
 Designer :
 Job Number :
 Model Name : 469402-VZW_MT_LO_H

May 18, 2022
 9:08 AM
 Checked By: _____

Member Distributed Loads (BLC 50 : Structure Wo (270 Deg)) (Continued)

Member Label	Direction	Start Magnitude[lb/ft,...	End Magnitude[lb/ft,F...	Start Location[ft, %]	End Location[ft, %]
222	M129	Z	0	0	%100
223	MP5A	X	-11.818	-11.818	%100
224	MP5A	Z	0	0	%100
225	MP1A	X	-11.818	-11.818	%100
226	MP1A	Z	0	0	%100
227	MP4A	X	-11.818	-11.818	%100
228	MP4A	Z	0	0	%100
229	MP2A	X	-11.818	-11.818	%100
230	MP2A	Z	0	0	%100
231	MP3A	X	-11.818	-11.818	%100
232	MP3A	Z	0	0	%100
233	MP5C	X	-11.818	-11.818	%100
234	MP5C	Z	0	0	%100
235	MP1C	X	-11.818	-11.818	%100
236	MP1C	Z	0	0	%100
237	MP4C	X	-11.818	-11.818	%100
238	MP4C	Z	0	0	%100
239	MP2C	X	-11.818	-11.818	%100
240	MP2C	Z	0	0	%100
241	MP3C	X	-11.818	-11.818	%100
242	MP3C	Z	0	0	%100
243	MP5B	X	-11.818	-11.818	%100
244	MP5B	Z	0	0	%100
245	MP1B	X	-11.818	-11.818	%100
246	MP1B	Z	0	0	%100
247	MP4B	X	-11.818	-11.818	%100
248	MP4B	Z	0	0	%100
249	MP2B	X	-11.818	-11.818	%100
250	MP2B	Z	0	0	%100
251	MP3B	X	-11.818	-11.818	%100
252	MP3B	Z	0	0	%100

Member Distributed Loads (BLC 51 : Structure Wo (300 Deg))

Member Label	Direction	Start Magnitude[lb/ft,...	End Magnitude[lb/ft,F...	Start Location[ft, %]	End Location[ft, %]
1	M1	X	-3.097	-3.097	%100
2	M1	Z	-1.788	-1.788	%100
3	M2	X	-3.097	-3.097	%100
4	M2	Z	-1.788	-1.788	%100
5	M5	X	-10.235	-10.235	%100
6	M5	Z	-5.909	-5.909	%100
7	M6	X	-8.197	-8.197	%100
8	M6	Z	-4.733	-4.733	%100
9	M7	X	-8.197	-8.197	%100
10	M7	Z	-4.733	-4.733	%100
11	M8	X	-1.294	-1.294	%100
12	M8	Z	-.747	-.747	%100
13	M9	X	-1.294	-1.294	%100
14	M9	Z	-.747	-.747	%100
15	M10	X	-11.597	-11.597	%100
16	M10	Z	-6.695	-6.695	%100
17	M11	X	-11.597	-11.597	%100
18	M11	Z	-6.695	-6.695	%100
19	M12	X	-11.597	-11.597	%100
20	M12	Z	-6.695	-6.695	%100
21	M13	X	-11.597	-11.597	%100
22	M13	Z	-6.695	-6.695	%100



Company :
 Designer :
 Job Number :
 Model Name : 469402-VZW_MT_LO_H

May 18, 2022
 9:08 AM
 Checked By: _____

Member Distributed Loads (BLC 51 : Structure Wo (300 Deg)) (Continued)

Member Label	Direction	Start Magnitude[lb/ft,...	End Magnitude[lb/ft,F...	Start Location[ft,%]	End Location[ft,%]
80	M46	Z	- .649	- .649	0 %100
81	M47	X	-1.124	-1.124	0 %100
82	M47	Z	- .649	- .649	0 %100
83	M48	X	-11.597	-11.597	0 %100
84	M48	Z	-6.695	-6.695	0 %100
85	M49	X	-11.597	-11.597	0 %100
86	M49	Z	-6.695	-6.695	0 %100
87	M50	X	-11.597	-11.597	0 %100
88	M50	Z	-6.695	-6.695	0 %100
89	M51	X	-11.597	-11.597	0 %100
90	M51	Z	-6.695	-6.695	0 %100
91	M52	X	-6.635	-6.635	0 %100
92	M52	Z	-3.831	-3.831	0 %100
93	M53	X	-6.635	-6.635	0 %100
94	M53	Z	-3.831	-3.831	0 %100
95	M54	X	-11.597	-11.597	0 %100
96	M54	Z	-6.695	-6.695	0 %100
97	M55	X	-11.597	-11.597	0 %100
98	M55	Z	-6.695	-6.695	0 %100
99	M56	X	-6.635	-6.635	0 %100
100	M56	Z	-3.831	-3.831	0 %100
101	M57	X	-6.267	-6.267	0 %100
102	M57	Z	-3.618	-3.618	0 %100
103	M58	X	-6.267	-6.267	0 %100
104	M58	Z	-3.618	-3.618	0 %100
105	M61	X	-10.235	-10.235	0 %100
106	M61	Z	-5.909	-5.909	0 %100
107	M62	X	-8.197	-8.197	0 %100
108	M62	Z	-4.733	-4.733	0 %100
109	M63	X	-8.197	-8.197	0 %100
110	M63	Z	-4.733	-4.733	0 %100
111	M64	X	-1.294	-1.294	0 %100
112	M64	Z	- .747	- .747	0 %100
113	M65	X	-1.294	-1.294	0 %100
114	M65	Z	- .747	- .747	0 %100
115	M66	X	-11.597	-11.597	0 %100
116	M66	Z	-6.695	-6.695	0 %100
117	M67	X	-11.597	-11.597	0 %100
118	M67	Z	-6.695	-6.695	0 %100
119	M68	X	-11.597	-11.597	0 %100
120	M68	Z	-6.695	-6.695	0 %100
121	M69	X	-11.597	-11.597	0 %100
122	M69	Z	-6.695	-6.695	0 %100
123	M70	X	-6.635	-6.635	0 %100
124	M70	Z	-3.831	-3.831	0 %100
125	M71	X	-6.635	-6.635	0 %100
126	M71	Z	-3.831	-3.831	0 %100
127	M72	X	-11.597	-11.597	0 %100
128	M72	Z	-6.695	-6.695	0 %100
129	M73	X	-11.597	-11.597	0 %100
130	M73	Z	-6.695	-6.695	0 %100
131	M74	X	-6.635	-6.635	0 %100
132	M74	Z	-3.831	-3.831	0 %100
133	M75	X	-6.574	-6.574	0 %100
134	M75	Z	-3.795	-3.795	0 %100
135	M76	X	-6.574	-6.574	0 %100
136	M76	Z	-3.795	-3.795	0 %100



Member Distributed Loads (BLC 51 : Structure Wo (300 Deg)) (Continued)

Member Label	Direction	Start Magnitude[lb/ft,...	End Magnitude[lb/ft,F...	Start Location[ft, %]	End Location[ft, %]
137	M77	X	-12.39	-12.39	0 %100
138	M77	Z	-7.153	-7.153	0 %100
139	M78	X	-12.39	-12.39	0 %100
140	M78	Z	-7.153	-7.153	0 %100
141	M81	X	-10.235	-10.235	0 %100
142	M81	Z	-5.909	-5.909	0 %100
143	M82	X	-.038	-.038	0 %100
144	M82	Z	-.022	-.022	0 %100
145	M83	X	-.038	-.038	0 %100
146	M83	Z	-.022	-.022	0 %100
147	M84	X	-.006	-.006	0 %100
148	M84	Z	-.003	-.003	0 %100
149	M85	X	-.006	-.006	0 %100
150	M85	Z	-.003	-.003	0 %100
151	M86	X	-11.597	-11.597	0 %100
152	M86	Z	-6.695	-6.695	0 %100
153	M87	X	-11.597	-11.597	0 %100
154	M87	Z	-6.695	-6.695	0 %100
155	M88	X	-11.597	-11.597	0 %100
156	M88	Z	-6.695	-6.695	0 %100
157	M89	X	-11.597	-11.597	0 %100
158	M89	Z	-6.695	-6.695	0 %100
159	M90	X	-6.635	-6.635	0 %100
160	M90	Z	-3.831	-3.831	0 %100
161	M91	X	-6.635	-6.635	0 %100
162	M91	Z	-3.831	-3.831	0 %100
163	M92	X	-11.597	-11.597	0 %100
164	M92	Z	-6.695	-6.695	0 %100
165	M93	X	-11.597	-11.597	0 %100
166	M93	Z	-6.695	-6.695	0 %100
167	M94	X	-6.635	-6.635	0 %100
168	M94	Z	-3.831	-3.831	0 %100
169	M95	X	-4.253	-4.253	0 %100
170	M95	Z	-2.455	-2.455	0 %100
171	M96	X	-4.253	-4.253	0 %100
172	M96	Z	-2.455	-2.455	0 %100
173	M99	X	-10.235	-10.235	0 %100
174	M99	Z	-5.909	-5.909	0 %100
175	M100	X	-.038	-.038	0 %100
176	M100	Z	-.022	-.022	0 %100
177	M101	X	-.038	-.038	0 %100
178	M101	Z	-.022	-.022	0 %100
179	M102	X	-.006	-.006	0 %100
180	M102	Z	-.003	-.003	0 %100
181	M103	X	-.006	-.006	0 %100
182	M103	Z	-.003	-.003	0 %100
183	M104	X	-11.597	-11.597	0 %100
184	M104	Z	-6.695	-6.695	0 %100
185	M105	X	-11.597	-11.597	0 %100
186	M105	Z	-6.695	-6.695	0 %100
187	M106	X	-11.597	-11.597	0 %100
188	M106	Z	-6.695	-6.695	0 %100
189	M107	X	-11.597	-11.597	0 %100
190	M107	Z	-6.695	-6.695	0 %100
191	M108	X	-6.635	-6.635	0 %100
192	M108	Z	-3.831	-3.831	0 %100
193	M109	X	-6.635	-6.635	0 %100



Company :
 Designer :
 Job Number :
 Model Name : 469402-VZW_MT_LO_H

May 18, 2022
 9:08 AM
 Checked By: _____

Member Distributed Loads (BLC 51 : Structure Wo (300 Deg)) (Continued)

Member Label	Direction	Start Magnitude[lb/ft,...	End Magnitude[lb/ft,F...	Start Location[ft,%]	End Location[ft,%]
194	M109	Z	-3.831	-3.831	0 %100
195	M110	X	-11.597	-11.597	0 %100
196	M110	Z	-6.695	-6.695	0 %100
197	M111	X	-11.597	-11.597	0 %100
198	M111	Z	-6.695	-6.695	0 %100
199	M112	X	-6.635	-6.635	0 %100
200	M112	Z	-3.831	-3.831	0 %100
201	M113	X	-4.253	-4.253	0 %100
202	M113	Z	-2.455	-2.455	0 %100
203	M114	X	-4.253	-4.253	0 %100
204	M114	Z	-2.455	-2.455	0 %100
205	M115	X	-4.309	-4.309	0 %100
206	M115	Z	-2.488	-2.488	0 %100
207	M117	X	-4.309	-4.309	0 %100
208	M117	Z	-2.488	-2.488	0 %100
209	M119	X	-17.238	-17.238	0 %100
210	M119	Z	-9.952	-9.952	0 %100
211	M121	X	-17.238	-17.238	0 %100
212	M121	Z	-9.952	-9.952	0 %100
213	M123	X	-4.309	-4.309	0 %100
214	M123	Z	-2.488	-2.488	0 %100
215	M125	X	-4.309	-4.309	0 %100
216	M125	Z	-2.488	-2.488	0 %100
217	M127	X	-11.195	-11.195	0 %100
218	M127	Z	-6.464	-6.464	0 %100
219	M128	X	-.155	-.155	0 %100
220	M128	Z	-.09	-.09	0 %100
221	M129	X	-8.713	-8.713	0 %100
222	M129	Z	-5.031	-5.031	0 %100
223	MP5A	X	-10.235	-10.235	0 %100
224	MP5A	Z	-5.909	-5.909	0 %100
225	MP1A	X	-10.235	-10.235	0 %100
226	MP1A	Z	-5.909	-5.909	0 %100
227	MP4A	X	-10.235	-10.235	0 %100
228	MP4A	Z	-5.909	-5.909	0 %100
229	MP2A	X	-10.235	-10.235	0 %100
230	MP2A	Z	-5.909	-5.909	0 %100
231	MP3A	X	-10.235	-10.235	0 %100
232	MP3A	Z	-5.909	-5.909	0 %100
233	MP5C	X	-10.235	-10.235	0 %100
234	MP5C	Z	-5.909	-5.909	0 %100
235	MP1C	X	-10.235	-10.235	0 %100
236	MP1C	Z	-5.909	-5.909	0 %100
237	MP4C	X	-10.235	-10.235	0 %100
238	MP4C	Z	-5.909	-5.909	0 %100
239	MP2C	X	-10.235	-10.235	0 %100
240	MP2C	Z	-5.909	-5.909	0 %100
241	MP3C	X	-10.235	-10.235	0 %100
242	MP3C	Z	-5.909	-5.909	0 %100
243	MP5B	X	-10.235	-10.235	0 %100
244	MP5B	Z	-5.909	-5.909	0 %100
245	MP1B	X	-10.235	-10.235	0 %100
246	MP1B	Z	-5.909	-5.909	0 %100
247	MP4B	X	-10.235	-10.235	0 %100
248	MP4B	Z	-5.909	-5.909	0 %100
249	MP2B	X	-10.235	-10.235	0 %100
250	MP2B	Z	-5.909	-5.909	0 %100



Company :
 Designer :
 Job Number :
 Model Name : 469402-VZW_MT_LO_H

May 18, 2022
 9:08 AM
 Checked By: _____

Member Distributed Loads (BLC 51 : Structure Wo (300 Deg)) (Continued)

	Member Label	Direction	Start Magnitude[lb/ft,...	End Magnitude[lb/ft,F...	Start Location[ft, %]	End Location[ft, %]
251	MP3B	X	-10.235	-10.235	0	%100
252	MP3B	Z	-5.909	-5.909	0	%100

Member Distributed Loads (BLC 52 : Structure Wo (330 Deg))

	Member Label	Direction	Start Magnitude[lb/ft,...	End Magnitude[lb/ft,F...	Start Location[ft, %]	End Location[ft, %]
1	M1	X	-5.365	-5.365	0	%100
2	M1	Z	-9.292	-9.292	0	%100
3	M2	X	-5.365	-5.365	0	%100
4	M2	Z	-9.292	-9.292	0	%100
5	M5	X	-5.909	-5.909	0	%100
6	M5	Z	-10.235	-10.235	0	%100
7	M6	X	-1.8	-1.8	0	%100
8	M6	Z	-3.118	-3.118	0	%100
9	M7	X	-1.8	-1.8	0	%100
10	M7	Z	-3.118	-3.118	0	%100
11	M8	X	-.284	-.284	0	%100
12	M8	Z	-.492	-.492	0	%100
13	M9	X	-.284	-.284	0	%100
14	M9	Z	-.492	-.492	0	%100
15	M10	X	-2.854	-2.854	0	%100
16	M10	Z	-4.943	-4.943	0	%100
17	M11	X	-2.854	-2.854	0	%100
18	M11	Z	-4.943	-4.943	0	%100
19	M12	X	-2.854	-2.854	0	%100
20	M12	Z	-4.943	-4.943	0	%100
21	M13	X	-2.854	-2.854	0	%100
22	M13	Z	-4.943	-4.943	0	%100
23	M14	X	-3.831	-3.831	0	%100
24	M14	Z	-6.635	-6.635	0	%100
25	M15	X	-3.831	-3.831	0	%100
26	M15	Z	-6.635	-6.635	0	%100
27	M16	X	-2.854	-2.854	0	%100
28	M16	Z	-4.943	-4.943	0	%100
29	M17	X	-2.854	-2.854	0	%100
30	M17	Z	-4.943	-4.943	0	%100
31	M18	X	-3.831	-3.831	0	%100
32	M18	Z	-6.635	-6.635	0	%100
33	M19	X	-2.961	-2.961	0	%100
34	M19	Z	-5.129	-5.129	0	%100
35	M20	X	-2.961	-2.961	0	%100
36	M20	Z	-5.129	-5.129	0	%100
37	M23	X	-5.909	-5.909	0	%100
38	M23	Z	-10.235	-10.235	0	%100
39	M24	X	-1.176	-1.176	0	%100
40	M24	Z	-2.038	-2.038	0	%100
41	M25	X	-1.176	-1.176	0	%100
42	M25	Z	-2.038	-2.038	0	%100
43	M26	X	-.186	-.186	0	%100
44	M26	Z	-.322	-.322	0	%100
45	M27	X	-.186	-.186	0	%100
46	M27	Z	-.322	-.322	0	%100
47	M28	X	-2.854	-2.854	0	%100
48	M28	Z	-4.943	-4.943	0	%100
49	M29	X	-2.854	-2.854	0	%100
50	M29	Z	-4.943	-4.943	0	%100
51	M30	X	-2.854	-2.854	0	%100

Member Distributed Loads (BLC 52 : Structure Wo (330 Deg)) (Continued)

Member Label	Direction	Start Magnitude[lb/ft,...	End Magnitude[lb/ft,F...	Start Location[ft,%]	End Location[ft,%]
52	M30	Z	-4.943	-4.943	0 %100
53	M31	X	-2.854	-2.854	0 %100
54	M31	Z	-4.943	-4.943	0 %100
55	M32	X	-3.831	-3.831	0 %100
56	M32	Z	-6.635	-6.635	0 %100
57	M33	X	-3.831	-3.831	0 %100
58	M33	Z	-6.635	-6.635	0 %100
59	M34	X	-2.854	-2.854	0 %100
60	M34	Z	-4.943	-4.943	0 %100
61	M35	X	-2.854	-2.854	0 %100
62	M35	Z	-4.943	-4.943	0 %100
63	M36	X	-3.831	-3.831	0 %100
64	M36	Z	-6.635	-6.635	0 %100
65	M37	X	-2.784	-2.784	0 %100
66	M37	Z	-4.821	-4.821	0 %100
67	M38	X	-2.784	-2.784	0 %100
68	M38	Z	-4.821	-4.821	0 %100
69	M39	X	0	0	0 %100
70	M39	Z	0	0	0 %100
71	M40	X	0	0	0 %100
72	M40	Z	0	0	0 %100
73	M43	X	-5.909	-5.909	0 %100
74	M43	Z	-10.235	-10.235	0 %100
75	M44	X	-5.887	-5.887	0 %100
76	M44	Z	-10.197	-10.197	0 %100
77	M45	X	-5.887	-5.887	0 %100
78	M45	Z	-10.197	-10.197	0 %100
79	M46	X	-0.93	-0.93	0 %100
80	M46	Z	-1.61	-1.61	0 %100
81	M47	X	-0.93	-0.93	0 %100
82	M47	Z	-1.61	-1.61	0 %100
83	M48	X	-2.854	-2.854	0 %100
84	M48	Z	-4.943	-4.943	0 %100
85	M49	X	-2.854	-2.854	0 %100
86	M49	Z	-4.943	-4.943	0 %100
87	M50	X	-2.854	-2.854	0 %100
88	M50	Z	-4.943	-4.943	0 %100
89	M51	X	-2.854	-2.854	0 %100
90	M51	Z	-4.943	-4.943	0 %100
91	M52	X	-3.831	-3.831	0 %100
92	M52	Z	-6.635	-6.635	0 %100
93	M53	X	-3.831	-3.831	0 %100
94	M53	Z	-6.635	-6.635	0 %100
95	M54	X	-2.854	-2.854	0 %100
96	M54	Z	-4.943	-4.943	0 %100
97	M55	X	-2.854	-2.854	0 %100
98	M55	Z	-4.943	-4.943	0 %100
99	M56	X	-3.831	-3.831	0 %100
100	M56	Z	-6.635	-6.635	0 %100
101	M57	X	-4.124	-4.124	0 %100
102	M57	Z	-7.143	-7.143	0 %100
103	M58	X	-4.124	-4.124	0 %100
104	M58	Z	-7.143	-7.143	0 %100
105	M61	X	-5.909	-5.909	0 %100
106	M61	Z	-10.235	-10.235	0 %100
107	M62	X	-5.887	-5.887	0 %100
108	M62	Z	-10.197	-10.197	0 %100

Member Distributed Loads (BLC 52 : Structure Wo (330 Deg)) (Continued)

Member Label	Direction	Start Magnitude[lb/ft,...	End Magnitude[lb/ft,F...	Start Location[ft, %]	End Location[ft, %]
109	M63	X	-5.887	-5.887	0 %100
110	M63	Z	-10.197	-10.197	0 %100
111	M64	X	-.93	-.93	0 %100
112	M64	Z	-1.61	-1.61	0 %100
113	M65	X	-.93	-.93	0 %100
114	M65	Z	-1.61	-1.61	0 %100
115	M66	X	-2.854	-2.854	0 %100
116	M66	Z	-4.943	-4.943	0 %100
117	M67	X	-2.854	-2.854	0 %100
118	M67	Z	-4.943	-4.943	0 %100
119	M68	X	-2.854	-2.854	0 %100
120	M68	Z	-4.943	-4.943	0 %100
121	M69	X	-2.854	-2.854	0 %100
122	M69	Z	-4.943	-4.943	0 %100
123	M70	X	-3.831	-3.831	0 %100
124	M70	Z	-6.635	-6.635	0 %100
125	M71	X	-3.831	-3.831	0 %100
126	M71	Z	-6.635	-6.635	0 %100
127	M72	X	-2.854	-2.854	0 %100
128	M72	Z	-4.943	-4.943	0 %100
129	M73	X	-2.854	-2.854	0 %100
130	M73	Z	-4.943	-4.943	0 %100
131	M74	X	-3.831	-3.831	0 %100
132	M74	Z	-6.635	-6.635	0 %100
133	M75	X	-4.124	-4.124	0 %100
134	M75	Z	-7.143	-7.143	0 %100
135	M76	X	-4.124	-4.124	0 %100
136	M76	Z	-7.143	-7.143	0 %100
137	M77	X	-5.365	-5.365	0 %100
138	M77	Z	-9.292	-9.292	0 %100
139	M78	X	-5.365	-5.365	0 %100
140	M78	Z	-9.292	-9.292	0 %100
141	M81	X	-5.909	-5.909	0 %100
142	M81	Z	-10.235	-10.235	0 %100
143	M82	X	-1.176	-1.176	0 %100
144	M82	Z	-2.038	-2.038	0 %100
145	M83	X	-1.176	-1.176	0 %100
146	M83	Z	-2.038	-2.038	0 %100
147	M84	X	-.186	-.186	0 %100
148	M84	Z	-.322	-.322	0 %100
149	M85	X	-.186	-.186	0 %100
150	M85	Z	-.322	-.322	0 %100
151	M86	X	-2.854	-2.854	0 %100
152	M86	Z	-4.943	-4.943	0 %100
153	M87	X	-2.854	-2.854	0 %100
154	M87	Z	-4.943	-4.943	0 %100
155	M88	X	-2.854	-2.854	0 %100
156	M88	Z	-4.943	-4.943	0 %100
157	M89	X	-2.854	-2.854	0 %100
158	M89	Z	-4.943	-4.943	0 %100
159	M90	X	-3.831	-3.831	0 %100
160	M90	Z	-6.635	-6.635	0 %100
161	M91	X	-3.831	-3.831	0 %100
162	M91	Z	-6.635	-6.635	0 %100
163	M92	X	-2.854	-2.854	0 %100
164	M92	Z	-4.943	-4.943	0 %100
165	M93	X	-2.854	-2.854	0 %100

Member Distributed Loads (BLC 52 : Structure Wo (330 Deg)) (Continued)

	Member Label	Direction	Start Magnitude[lb/ft,...	End Magnitude[lb/ft,F...	Start Location[ft, %]	End Location[ft, %]
166	M93	Z	-4.943	-4.943	0	%100
167	M94	X	-3.831	-3.831	0	%100
168	M94	Z	-6.635	-6.635	0	%100
169	M95	X	-2.784	-2.784	0	%100
170	M95	Z	-4.821	-4.821	0	%100
171	M96	X	-2.784	-2.784	0	%100
172	M96	Z	-4.821	-4.821	0	%100
173	M99	X	-5.909	-5.909	0	%100
174	M99	Z	-10.235	-10.235	0	%100
175	M100	X	-1.8	-1.8	0	%100
176	M100	Z	-3.118	-3.118	0	%100
177	M101	X	-1.8	-1.8	0	%100
178	M101	Z	-3.118	-3.118	0	%100
179	M102	X	-.284	-.284	0	%100
180	M102	Z	-.492	-.492	0	%100
181	M103	X	-.284	-.284	0	%100
182	M103	Z	-.492	-.492	0	%100
183	M104	X	-2.854	-2.854	0	%100
184	M104	Z	-4.943	-4.943	0	%100
185	M105	X	-2.854	-2.854	0	%100
186	M105	Z	-4.943	-4.943	0	%100
187	M106	X	-2.854	-2.854	0	%100
188	M106	Z	-4.943	-4.943	0	%100
189	M107	X	-2.854	-2.854	0	%100
190	M107	Z	-4.943	-4.943	0	%100
191	M108	X	-3.831	-3.831	0	%100
192	M108	Z	-6.635	-6.635	0	%100
193	M109	X	-3.831	-3.831	0	%100
194	M109	Z	-6.635	-6.635	0	%100
195	M110	X	-2.854	-2.854	0	%100
196	M110	Z	-4.943	-4.943	0	%100
197	M111	X	-2.854	-2.854	0	%100
198	M111	Z	-4.943	-4.943	0	%100
199	M112	X	-3.831	-3.831	0	%100
200	M112	Z	-6.635	-6.635	0	%100
201	M113	X	-2.961	-2.961	0	%100
202	M113	Z	-5.129	-5.129	0	%100
203	M114	X	-2.961	-2.961	0	%100
204	M114	Z	-5.129	-5.129	0	%100
205	M115	X	0	0	0	%100
206	M115	Z	0	0	0	%100
207	M117	X	0	0	0	%100
208	M117	Z	0	0	0	%100
209	M119	X	-7.464	-7.464	0	%100
210	M119	Z	-12.928	-12.928	0	%100
211	M121	X	-7.464	-7.464	0	%100
212	M121	Z	-12.928	-12.928	0	%100
213	M123	X	-7.464	-7.464	0	%100
214	M123	Z	-12.928	-12.928	0	%100
215	M125	X	-7.464	-7.464	0	%100
216	M125	Z	-12.928	-12.928	0	%100
217	M127	X	-7.633	-7.633	0	%100
218	M127	Z	-13.221	-13.221	0	%100
219	M128	X	-2.692	-2.692	0	%100
220	M128	Z	-4.663	-4.663	0	%100
221	M129	X	-1.259	-1.259	0	%100
222	M129	Z	-2.181	-2.181	0	%100



Company :
 Designer :
 Job Number :
 Model Name : 469402-VZW_MT_LO_H

May 18, 2022
 9:08 AM
 Checked By: _____

Member Distributed Loads (BLC 52 : Structure Wo (330 Deg)) (Continued)

	Member Label	Direction	Start Magnitude[lb/ft,...	End Magnitude[lb/ft,F...	Start Location[ft, %]	End Location[ft, %]
223	MP5A	X	-5.909	-5.909	0	%100
224	MP5A	Z	-10.235	-10.235	0	%100
225	MP1A	X	-5.909	-5.909	0	%100
226	MP1A	Z	-10.235	-10.235	0	%100
227	MP4A	X	-5.909	-5.909	0	%100
228	MP4A	Z	-10.235	-10.235	0	%100
229	MP2A	X	-5.909	-5.909	0	%100
230	MP2A	Z	-10.235	-10.235	0	%100
231	MP3A	X	-5.909	-5.909	0	%100
232	MP3A	Z	-10.235	-10.235	0	%100
233	MP5C	X	-5.909	-5.909	0	%100
234	MP5C	Z	-10.235	-10.235	0	%100
235	MP1C	X	-5.909	-5.909	0	%100
236	MP1C	Z	-10.235	-10.235	0	%100
237	MP4C	X	-5.909	-5.909	0	%100
238	MP4C	Z	-10.235	-10.235	0	%100
239	MP2C	X	-5.909	-5.909	0	%100
240	MP2C	Z	-10.235	-10.235	0	%100
241	MP3C	X	-5.909	-5.909	0	%100
242	MP3C	Z	-10.235	-10.235	0	%100
243	MP5B	X	-5.909	-5.909	0	%100
244	MP5B	Z	-10.235	-10.235	0	%100
245	MP1B	X	-5.909	-5.909	0	%100
246	MP1B	Z	-10.235	-10.235	0	%100
247	MP4B	X	-5.909	-5.909	0	%100
248	MP4B	Z	-10.235	-10.235	0	%100
249	MP2B	X	-5.909	-5.909	0	%100
250	MP2B	Z	-10.235	-10.235	0	%100
251	MP3B	X	-5.909	-5.909	0	%100
252	MP3B	Z	-10.235	-10.235	0	%100

Member Distributed Loads (BLC 53 : Structure Wi (0 Deg))

	Member Label	Direction	Start Magnitude[lb/ft,...	End Magnitude[lb/ft,F...	Start Location[ft, %]	End Location[ft, %]
1	M1	X	0	0	0	%100
2	M1	Z	-4.273	-4.273	0	%100
3	M2	X	0	0	0	%100
4	M2	Z	-4.273	-4.273	0	%100
5	M5	X	0	0	0	%100
6	M5	Z	-3.866	-3.866	0	%100
7	M6	X	0	0	0	%100
8	M6	Z	-.014	-.014	0	%100
9	M7	X	0	0	0	%100
10	M7	Z	-.014	-.014	0	%100
11	M8	X	0	0	0	%100
12	M8	Z	-.005	-.005	0	%100
13	M9	X	0	0	0	%100
14	M9	Z	-.005	-.005	0	%100
15	M10	X	0	0	0	%100
16	M10	Z	-1.439	-1.439	0	%100
17	M11	X	0	0	0	%100
18	M11	Z	-1.439	-1.439	0	%100
19	M12	X	0	0	0	%100
20	M12	Z	-1.439	-1.439	0	%100
21	M13	X	0	0	0	%100
22	M13	Z	-1.439	-1.439	0	%100
23	M14	X	0	0	0	%100



Company :
 Designer :
 Job Number :
 Model Name : 469402-VZW_MT_LO_H

May 18, 2022
 9:08 AM
 Checked By: _____

Member Distributed Loads (BLC 53 : Structure Wi (0 Deg)) (Continued)

Member Label	Direction	Start Magnitude[lb/ft,...	End Magnitude[lb/ft,F...	Start Location[ft,%]	End Location[ft,%]
24	M14	Z	-2.816	-2.816	0 %100
25	M15	X	0	0	0 %100
26	M15	Z	-2.816	-2.816	0 %100
27	M16	X	0	0	0 %100
28	M16	Z	-1.439	-1.439	0 %100
29	M17	X	0	0	0 %100
30	M17	Z	-1.439	-1.439	0 %100
31	M18	X	0	0	0 %100
32	M18	Z	-2.816	-2.816	0 %100
33	M19	X	0	0	0 %100
34	M19	Z	-1.825	-1.825	0 %100
35	M20	X	0	0	0 %100
36	M20	Z	-1.825	-1.825	0 %100
37	M23	X	0	0	0 %100
38	M23	Z	-3.866	-3.866	0 %100
39	M24	X	0	0	0 %100
40	M24	Z	-.014	-.014	0 %100
41	M25	X	0	0	0 %100
42	M25	Z	-.014	-.014	0 %100
43	M26	X	0	0	0 %100
44	M26	Z	-.005	-.005	0 %100
45	M27	X	0	0	0 %100
46	M27	Z	-.005	-.005	0 %100
47	M28	X	0	0	0 %100
48	M28	Z	-1.439	-1.439	0 %100
49	M29	X	0	0	0 %100
50	M29	Z	-1.439	-1.439	0 %100
51	M30	X	0	0	0 %100
52	M30	Z	-1.439	-1.439	0 %100
53	M31	X	0	0	0 %100
54	M31	Z	-1.439	-1.439	0 %100
55	M32	X	0	0	0 %100
56	M32	Z	-2.816	-2.816	0 %100
57	M33	X	0	0	0 %100
58	M33	Z	-2.816	-2.816	0 %100
59	M34	X	0	0	0 %100
60	M34	Z	-1.439	-1.439	0 %100
61	M35	X	0	0	0 %100
62	M35	Z	-1.439	-1.439	0 %100
63	M36	X	0	0	0 %100
64	M36	Z	-2.816	-2.816	0 %100
65	M37	X	0	0	0 %100
66	M37	Z	-1.825	-1.825	0 %100
67	M38	X	0	0	0 %100
68	M38	Z	-1.825	-1.825	0 %100
69	M39	X	0	0	0 %100
70	M39	Z	-1.068	-1.068	0 %100
71	M40	X	0	0	0 %100
72	M40	Z	-1.068	-1.068	0 %100
73	M43	X	0	0	0 %100
74	M43	Z	-3.866	-3.866	0 %100
75	M44	X	0	0	0 %100
76	M44	Z	-3.098	-3.098	0 %100
77	M45	X	0	0	0 %100
78	M45	Z	-3.098	-3.098	0 %100
79	M46	X	0	0	0 %100
80	M46	Z	-1.153	-1.153	0 %100



Company :
 Designer :
 Job Number :
 Model Name : 469402-VZW_MT_LO_H

May 18, 2022
 9:08 AM
 Checked By: _____

Member Distributed Loads (BLC 53 : Structure Wi (0 Deg)) (Continued)

Member Label	Direction	Start Magnitude[lb/ft,...	End Magnitude[lb/ft,F...	Start Location[ft, %]	End Location[ft, %]	
81	M47	X	0	0	0	%100
82	M47	Z	-1.153	-1.153	0	%100
83	M48	X	0	0	0	%100
84	M48	Z	-1.439	-1.439	0	%100
85	M49	X	0	0	0	%100
86	M49	Z	-1.439	-1.439	0	%100
87	M50	X	0	0	0	%100
88	M50	Z	-1.439	-1.439	0	%100
89	M51	X	0	0	0	%100
90	M51	Z	-1.439	-1.439	0	%100
91	M52	X	0	0	0	%100
92	M52	Z	-2.816	-2.816	0	%100
93	M53	X	0	0	0	%100
94	M53	Z	-2.816	-2.816	0	%100
95	M54	X	0	0	0	%100
96	M54	Z	-1.439	-1.439	0	%100
97	M55	X	0	0	0	%100
98	M55	Z	-1.439	-1.439	0	%100
99	M56	X	0	0	0	%100
100	M56	Z	-2.816	-2.816	0	%100
101	M57	X	0	0	0	%100
102	M57	Z	-2.821	-2.821	0	%100
103	M58	X	0	0	0	%100
104	M58	Z	-2.821	-2.821	0	%100
105	M61	X	0	0	0	%100
106	M61	Z	-3.866	-3.866	0	%100
107	M62	X	0	0	0	%100
108	M62	Z	-2.69	-2.69	0	%100
109	M63	X	0	0	0	%100
110	M63	Z	-2.69	-2.69	0	%100
111	M64	X	0	0	0	%100
112	M64	Z	-1.001	-1.001	0	%100
113	M65	X	0	0	0	%100
114	M65	Z	-1.001	-1.001	0	%100
115	M66	X	0	0	0	%100
116	M66	Z	-1.439	-1.439	0	%100
117	M67	X	0	0	0	%100
118	M67	Z	-1.439	-1.439	0	%100
119	M68	X	0	0	0	%100
120	M68	Z	-1.439	-1.439	0	%100
121	M69	X	0	0	0	%100
122	M69	Z	-1.439	-1.439	0	%100
123	M70	X	0	0	0	%100
124	M70	Z	-2.816	-2.816	0	%100
125	M71	X	0	0	0	%100
126	M71	Z	-2.816	-2.816	0	%100
127	M72	X	0	0	0	%100
128	M72	Z	-1.439	-1.439	0	%100
129	M73	X	0	0	0	%100
130	M73	Z	-1.439	-1.439	0	%100
131	M74	X	0	0	0	%100
132	M74	Z	-2.816	-2.816	0	%100
133	M75	X	0	0	0	%100
134	M75	Z	-2.689	-2.689	0	%100
135	M76	X	0	0	0	%100
136	M76	Z	-2.689	-2.689	0	%100
137	M77	X	0	0	0	%100



Company :
 Designer :
 Job Number :
 Model Name : 469402-VZW_MT_LO_H

May 18, 2022
 9:08 AM
 Checked By: _____

Member Distributed Loads (BLC 53 : Structure Wi (0 Deg)) (Continued)

Member Label	Direction	Start Magnitude[lb/ft,...	End Magnitude[lb/ft,F...	Start Location[ft,%]	End Location[ft,%]
138	M77	Z	-1.068	-1.068	0 %100
139	M78	X	0	0	0 %100
140	M78	Z	-1.068	-1.068	0 %100
141	M81	X	0	0	0 %100
142	M81	Z	-3.866	-3.866	0 %100
143	M82	X	0	0	0 %100
144	M82	Z	-2.69	-2.69	0 %100
145	M83	X	0	0	0 %100
146	M83	Z	-2.69	-2.69	0 %100
147	M84	X	0	0	0 %100
148	M84	Z	-1.001	-1.001	0 %100
149	M85	X	0	0	0 %100
150	M85	Z	-1.001	-1.001	0 %100
151	M86	X	0	0	0 %100
152	M86	Z	-1.439	-1.439	0 %100
153	M87	X	0	0	0 %100
154	M87	Z	-1.439	-1.439	0 %100
155	M88	X	0	0	0 %100
156	M88	Z	-1.439	-1.439	0 %100
157	M89	X	0	0	0 %100
158	M89	Z	-1.439	-1.439	0 %100
159	M90	X	0	0	0 %100
160	M90	Z	-2.816	-2.816	0 %100
161	M91	X	0	0	0 %100
162	M91	Z	-2.816	-2.816	0 %100
163	M92	X	0	0	0 %100
164	M92	Z	-1.439	-1.439	0 %100
165	M93	X	0	0	0 %100
166	M93	Z	-1.439	-1.439	0 %100
167	M94	X	0	0	0 %100
168	M94	Z	-2.816	-2.816	0 %100
169	M95	X	0	0	0 %100
170	M95	Z	-2.689	-2.689	0 %100
171	M96	X	0	0	0 %100
172	M96	Z	-2.689	-2.689	0 %100
173	M99	X	0	0	0 %100
174	M99	Z	-3.866	-3.866	0 %100
175	M100	X	0	0	0 %100
176	M100	Z	-3.098	-3.098	0 %100
177	M101	X	0	0	0 %100
178	M101	Z	-3.098	-3.098	0 %100
179	M102	X	0	0	0 %100
180	M102	Z	-1.153	-1.153	0 %100
181	M103	X	0	0	0 %100
182	M103	Z	-1.153	-1.153	0 %100
183	M104	X	0	0	0 %100
184	M104	Z	-1.439	-1.439	0 %100
185	M105	X	0	0	0 %100
186	M105	Z	-1.439	-1.439	0 %100
187	M106	X	0	0	0 %100
188	M106	Z	-1.439	-1.439	0 %100
189	M107	X	0	0	0 %100
190	M107	Z	-1.439	-1.439	0 %100
191	M108	X	0	0	0 %100
192	M108	Z	-2.816	-2.816	0 %100
193	M109	X	0	0	0 %100
194	M109	Z	-2.816	-2.816	0 %100



Company :
 Designer :
 Job Number :
 Model Name : 469402-VZW_MT_LO_H

May 18, 2022
 9:08 AM
 Checked By: _____

Member Distributed Loads (BLC 53 : Structure Wi (0 Deg)) (Continued)

Member Label	Direction	Start Magnitude[lb/ft,...	End Magnitude[lb/ft,F...	Start Location[ft, %]	End Location[ft, %]	
195	M110	X	0	0	0	%100
196	M110	Z	-1.439	-1.439	0	%100
197	M111	X	0	0	0	%100
198	M111	Z	-1.439	-1.439	0	%100
199	M112	X	0	0	0	%100
200	M112	Z	-2.816	-2.816	0	%100
201	M113	X	0	0	0	%100
202	M113	Z	-2.821	-2.821	0	%100
203	M114	X	0	0	0	%100
204	M114	Z	-2.821	-2.821	0	%100
205	M115	X	0	0	0	%100
206	M115	Z	-1.093	-1.093	0	%100
207	M117	X	0	0	0	%100
208	M117	Z	-1.093	-1.093	0	%100
209	M119	X	0	0	0	%100
210	M119	Z	-1.093	-1.093	0	%100
211	M121	X	0	0	0	%100
212	M121	Z	-1.093	-1.093	0	%100
213	M123	X	0	0	0	%100
214	M123	Z	-4.372	-4.372	0	%100
215	M125	X	0	0	0	%100
216	M125	Z	-4.372	-4.372	0	%100
217	M127	X	0	0	0	%100
218	M127	Z	-3.113	-3.113	0	%100
219	M128	X	0	0	0	%100
220	M128	Z	-4	-4	0	%100
221	M129	X	0	0	0	%100
222	M129	Z	-.055	-.055	0	%100
223	MP5A	X	0	0	0	%100
224	MP5A	Z	-3.866	-3.866	0	%100
225	MP1A	X	0	0	0	%100
226	MP1A	Z	-3.866	-3.866	0	%100
227	MP4A	X	0	0	0	%100
228	MP4A	Z	-3.869	-3.869	0	%100
229	MP2A	X	0	0	0	%100
230	MP2A	Z	-3.869	-3.869	0	%100
231	MP3A	X	0	0	0	%100
232	MP3A	Z	-3.866	-3.866	0	%100
233	MP5C	X	0	0	0	%100
234	MP5C	Z	-3.866	-3.866	0	%100
235	MP1C	X	0	0	0	%100
236	MP1C	Z	-3.866	-3.866	0	%100
237	MP4C	X	0	0	0	%100
238	MP4C	Z	-3.869	-3.869	0	%100
239	MP2C	X	0	0	0	%100
240	MP2C	Z	-3.869	-3.869	0	%100
241	MP3C	X	0	0	0	%100
242	MP3C	Z	-3.866	-3.866	0	%100
243	MP5B	X	0	0	0	%100
244	MP5B	Z	-3.866	-3.866	0	%100
245	MP1B	X	0	0	0	%100
246	MP1B	Z	-3.866	-3.866	0	%100
247	MP4B	X	0	0	0	%100
248	MP4B	Z	-3.869	-3.869	0	%100
249	MP2B	X	0	0	0	%100
250	MP2B	Z	-3.869	-3.869	0	%100
251	MP3B	X	0	0	0	%100



Company :
 Designer :
 Job Number :
 Model Name : 469402-VZW_MT_LO_H

May 18, 2022
 9:08 AM
 Checked By: _____

Member Distributed Loads (BLC 53 : Structure Wi (0 Deg)) (Continued)

Member Label	Direction	Start Magnitude[lb/ft,...	End Magnitude[lb/ft,F...	Start Location[ft, %]	End Location[ft, %]
252 MP3B	Z	-3.866	-3.866	0	%100

Member Distributed Loads (BLC 54 : Structure Wi (30 Deg))

Member Label	Direction	Start Magnitude[lb/ft,...	End Magnitude[lb/ft,F...	Start Location[ft, %]	End Location[ft, %]
1 M1	X	1.602	1.602	0	%100
2 M1	Z	-2.776	-2.776	0	%100
3 M2	X	1.602	1.602	0	%100
4 M2	Z	-2.776	-2.776	0	%100
5 M5	X	1.933	1.933	0	%100
6 M5	Z	-3.348	-3.348	0	%100
7 M6	X	.385	.385	0	%100
8 M6	Z	-.667	-.667	0	%100
9 M7	X	.385	.385	0	%100
10 M7	Z	-.667	-.667	0	%100
11 M8	X	.143	.143	0	%100
12 M8	Z	-.248	-.248	0	%100
13 M9	X	.143	.143	0	%100
14 M9	Z	-.248	-.248	0	%100
15 M10	X	1.032	1.032	0	%100
16 M10	Z	-1.787	-1.787	0	%100
17 M11	X	1.032	1.032	0	%100
18 M11	Z	-1.787	-1.787	0	%100
19 M12	X	1.032	1.032	0	%100
20 M12	Z	-1.787	-1.787	0	%100
21 M13	X	1.032	1.032	0	%100
22 M13	Z	-1.787	-1.787	0	%100
23 M14	X	1.408	1.408	0	%100
24 M14	Z	-2.438	-2.438	0	%100
25 M15	X	1.408	1.408	0	%100
26 M15	Z	-2.438	-2.438	0	%100
27 M16	X	1.032	1.032	0	%100
28 M16	Z	-1.787	-1.787	0	%100
29 M17	X	1.032	1.032	0	%100
30 M17	Z	-1.787	-1.787	0	%100
31 M18	X	1.408	1.408	0	%100
32 M18	Z	-2.438	-2.438	0	%100
33 M19	X	1.034	1.034	0	%100
34 M19	Z	-1.792	-1.792	0	%100
35 M20	X	1.034	1.034	0	%100
36 M20	Z	-1.792	-1.792	0	%100
37 M23	X	1.933	1.933	0	%100
38 M23	Z	-3.348	-3.348	0	%100
39 M24	X	.589	.589	0	%100
40 M24	Z	-1.021	-1.021	0	%100
41 M25	X	.589	.589	0	%100
42 M25	Z	-1.021	-1.021	0	%100
43 M26	X	.219	.219	0	%100
44 M26	Z	-.38	-.38	0	%100
45 M27	X	.219	.219	0	%100
46 M27	Z	-.38	-.38	0	%100
47 M28	X	1.032	1.032	0	%100
48 M28	Z	-1.787	-1.787	0	%100
49 M29	X	1.032	1.032	0	%100
50 M29	Z	-1.787	-1.787	0	%100
51 M30	X	1.032	1.032	0	%100
52 M30	Z	-1.787	-1.787	0	%100

Member Distributed Loads (BLC 54 : Structure Wi (30 Deg)) (Continued)

	Member Label	Direction	Start Magnitude[lb/ft,...	End Magnitude[lb/ft,F...	Start Location[ft, %]	End Location[ft, %]
53	M31	X	1.032	1.032	0	%100
54	M31	Z	-1.787	-1.787	0	%100
55	M32	X	1.408	1.408	0	%100
56	M32	Z	-2.438	-2.438	0	%100
57	M33	X	1.408	1.408	0	%100
58	M33	Z	-2.438	-2.438	0	%100
59	M34	X	1.032	1.032	0	%100
60	M34	Z	-1.787	-1.787	0	%100
61	M35	X	1.032	1.032	0	%100
62	M35	Z	-1.787	-1.787	0	%100
63	M36	X	1.408	1.408	0	%100
64	M36	Z	-2.438	-2.438	0	%100
65	M37	X	1.1	1.1	0	%100
66	M37	Z	-1.906	-1.906	0	%100
67	M38	X	1.1	1.1	0	%100
68	M38	Z	-1.906	-1.906	0	%100
69	M39	X	1.602	1.602	0	%100
70	M39	Z	-2.776	-2.776	0	%100
71	M40	X	1.602	1.602	0	%100
72	M40	Z	-2.776	-2.776	0	%100
73	M43	X	1.933	1.933	0	%100
74	M43	Z	-3.348	-3.348	0	%100
75	M44	X	.589	.589	0	%100
76	M44	Z	-1.021	-1.021	0	%100
77	M45	X	.589	.589	0	%100
78	M45	Z	-1.021	-1.021	0	%100
79	M46	X	.219	.219	0	%100
80	M46	Z	-.38	-.38	0	%100
81	M47	X	.219	.219	0	%100
82	M47	Z	-.38	-.38	0	%100
83	M48	X	1.032	1.032	0	%100
84	M48	Z	-1.787	-1.787	0	%100
85	M49	X	1.032	1.032	0	%100
86	M49	Z	-1.787	-1.787	0	%100
87	M50	X	1.032	1.032	0	%100
88	M50	Z	-1.787	-1.787	0	%100
89	M51	X	1.032	1.032	0	%100
90	M51	Z	-1.787	-1.787	0	%100
91	M52	X	1.408	1.408	0	%100
92	M52	Z	-2.438	-2.438	0	%100
93	M53	X	1.408	1.408	0	%100
94	M53	Z	-2.438	-2.438	0	%100
95	M54	X	1.032	1.032	0	%100
96	M54	Z	-1.787	-1.787	0	%100
97	M55	X	1.032	1.032	0	%100
98	M55	Z	-1.787	-1.787	0	%100
99	M56	X	1.408	1.408	0	%100
100	M56	Z	-2.438	-2.438	0	%100
101	M57	X	1.1	1.1	0	%100
102	M57	Z	-1.906	-1.906	0	%100
103	M58	X	1.1	1.1	0	%100
104	M58	Z	-1.906	-1.906	0	%100
105	M61	X	1.933	1.933	0	%100
106	M61	Z	-3.348	-3.348	0	%100
107	M62	X	.385	.385	0	%100
108	M62	Z	-.667	-.667	0	%100
109	M63	X	.385	.385	0	%100



Company :
 Designer :
 Job Number :
 Model Name : 469402-VZW_MT_LO_H

May 18, 2022
 9:08 AM
 Checked By: _____

Member Distributed Loads (BLC 54 : Structure Wi (30 Deg)) (Continued)

Member Label	Direction	Start Magnitude[lb/ft,...	End Magnitude[lb/ft,F...	Start Location[ft,%]	End Location[ft,%]
110	M63	Z	-.667	-.667	0 %100
111	M64	X	.143	.143	0 %100
112	M64	Z	-.248	-.248	0 %100
113	M65	X	.143	.143	0 %100
114	M65	Z	-.248	-.248	0 %100
115	M66	X	1.032	1.032	0 %100
116	M66	Z	-1.787	-1.787	0 %100
117	M67	X	1.032	1.032	0 %100
118	M67	Z	-1.787	-1.787	0 %100
119	M68	X	1.032	1.032	0 %100
120	M68	Z	-1.787	-1.787	0 %100
121	M69	X	1.032	1.032	0 %100
122	M69	Z	-1.787	-1.787	0 %100
123	M70	X	1.408	1.408	0 %100
124	M70	Z	-2.438	-2.438	0 %100
125	M71	X	1.408	1.408	0 %100
126	M71	Z	-2.438	-2.438	0 %100
127	M72	X	1.032	1.032	0 %100
128	M72	Z	-1.787	-1.787	0 %100
129	M73	X	1.032	1.032	0 %100
130	M73	Z	-1.787	-1.787	0 %100
131	M74	X	1.408	1.408	0 %100
132	M74	Z	-2.438	-2.438	0 %100
133	M75	X	1.034	1.034	0 %100
134	M75	Z	-1.792	-1.792	0 %100
135	M76	X	1.034	1.034	0 %100
136	M76	Z	-1.792	-1.792	0 %100
137	M77	X	0	0	0 %100
138	M77	Z	0	0	0 %100
139	M78	X	0	0	0 %100
140	M78	Z	0	0	0 %100
141	M81	X	1.933	1.933	0 %100
142	M81	Z	-3.348	-3.348	0 %100
143	M82	X	1.927	1.927	0 %100
144	M82	Z	-3.338	-3.338	0 %100
145	M83	X	1.927	1.927	0 %100
146	M83	Z	-3.338	-3.338	0 %100
147	M84	X	.717	.717	0 %100
148	M84	Z	-1.242	-1.242	0 %100
149	M85	X	.717	.717	0 %100
150	M85	Z	-1.242	-1.242	0 %100
151	M86	X	1.032	1.032	0 %100
152	M86	Z	-1.787	-1.787	0 %100
153	M87	X	1.032	1.032	0 %100
154	M87	Z	-1.787	-1.787	0 %100
155	M88	X	1.032	1.032	0 %100
156	M88	Z	-1.787	-1.787	0 %100
157	M89	X	1.032	1.032	0 %100
158	M89	Z	-1.787	-1.787	0 %100
159	M90	X	1.408	1.408	0 %100
160	M90	Z	-2.438	-2.438	0 %100
161	M91	X	1.408	1.408	0 %100
162	M91	Z	-2.438	-2.438	0 %100
163	M92	X	1.032	1.032	0 %100
164	M92	Z	-1.787	-1.787	0 %100
165	M93	X	1.032	1.032	0 %100
166	M93	Z	-1.787	-1.787	0 %100

Member Distributed Loads (BLC 54 : Structure Wi (30 Deg)) (Continued)

Member Label	Direction	Start Magnitude[lb/ft,...	End Magnitude[lb/ft,F...	Start Location[ft, %]	End Location[ft, %]
167	M94	X	1.408	1.408	0 %100
168	M94	Z	-2.438	-2.438	0 %100
169	M95	X	1.533	1.533	0 %100
170	M95	Z	-2.654	-2.654	0 %100
171	M96	X	1.533	1.533	0 %100
172	M96	Z	-2.654	-2.654	0 %100
173	M99	X	1.933	1.933	0 %100
174	M99	Z	-3.348	-3.348	0 %100
175	M100	X	1.927	1.927	0 %100
176	M100	Z	-3.338	-3.338	0 %100
177	M101	X	1.927	1.927	0 %100
178	M101	Z	-3.338	-3.338	0 %100
179	M102	X	.717	.717	0 %100
180	M102	Z	-1.242	-1.242	0 %100
181	M103	X	.717	.717	0 %100
182	M103	Z	-1.242	-1.242	0 %100
183	M104	X	1.032	1.032	0 %100
184	M104	Z	-1.787	-1.787	0 %100
185	M105	X	1.032	1.032	0 %100
186	M105	Z	-1.787	-1.787	0 %100
187	M106	X	1.032	1.032	0 %100
188	M106	Z	-1.787	-1.787	0 %100
189	M107	X	1.032	1.032	0 %100
190	M107	Z	-1.787	-1.787	0 %100
191	M108	X	1.408	1.408	0 %100
192	M108	Z	-2.438	-2.438	0 %100
193	M109	X	1.408	1.408	0 %100
194	M109	Z	-2.438	-2.438	0 %100
195	M110	X	1.032	1.032	0 %100
196	M110	Z	-1.787	-1.787	0 %100
197	M111	X	1.032	1.032	0 %100
198	M111	Z	-1.787	-1.787	0 %100
199	M112	X	1.408	1.408	0 %100
200	M112	Z	-2.438	-2.438	0 %100
201	M113	X	1.533	1.533	0 %100
202	M113	Z	-2.654	-2.654	0 %100
203	M114	X	1.533	1.533	0 %100
204	M114	Z	-2.654	-2.654	0 %100
205	M115	X	1.64	1.64	0 %100
206	M115	Z	-2.84	-2.84	0 %100
207	M117	X	1.64	1.64	0 %100
208	M117	Z	-2.84	-2.84	0 %100
209	M119	X	0	0	0 %100
210	M119	Z	0	0	0 %100
211	M121	X	0	0	0 %100
212	M121	Z	0	0	0 %100
213	M123	X	1.64	1.64	0 %100
214	M123	Z	-2.84	-2.84	0 %100
215	M125	X	1.64	1.64	0 %100
216	M125	Z	-2.84	-2.84	0 %100
217	M127	X	.39	.39	0 %100
218	M127	Z	-.675	-.675	0 %100
219	M128	X	2.362	2.362	0 %100
220	M128	Z	-4.091	-4.091	0 %100
221	M129	X	.833	.833	0 %100
222	M129	Z	-1.443	-1.443	0 %100
223	MP5A	X	1.933	1.933	0 %100



Company :
 Designer :
 Job Number :
 Model Name : 469402-VZW_MT_LO_H

May 18, 2022
 9:08 AM
 Checked By: _____

Member Distributed Loads (BLC 54 : Structure Wi (30 Deg)) (Continued)

	Member Label	Direction	Start Magnitude[lb/ft....	End Magnitude[lb/ft.F...	Start Location[ft.%]	End Location[ft.%]
224	MP5A	Z	-3.348	-3.348	0	%100
225	MP1A	X	1.933	1.933	0	%100
226	MP1A	Z	-3.348	-3.348	0	%100
227	MP4A	X	1.934	1.934	0	%100
228	MP4A	Z	-3.35	-3.35	0	%100
229	MP2A	X	1.934	1.934	0	%100
230	MP2A	Z	-3.35	-3.35	0	%100
231	MP3A	X	1.933	1.933	0	%100
232	MP3A	Z	-3.348	-3.348	0	%100
233	MP5C	X	1.933	1.933	0	%100
234	MP5C	Z	-3.348	-3.348	0	%100
235	MP1C	X	1.933	1.933	0	%100
236	MP1C	Z	-3.348	-3.348	0	%100
237	MP4C	X	1.934	1.934	0	%100
238	MP4C	Z	-3.35	-3.35	0	%100
239	MP2C	X	1.934	1.934	0	%100
240	MP2C	Z	-3.35	-3.35	0	%100
241	MP3C	X	1.933	1.933	0	%100
242	MP3C	Z	-3.348	-3.348	0	%100
243	MP5B	X	1.933	1.933	0	%100
244	MP5B	Z	-3.348	-3.348	0	%100
245	MP1B	X	1.933	1.933	0	%100
246	MP1B	Z	-3.348	-3.348	0	%100
247	MP4B	X	1.934	1.934	0	%100
248	MP4B	Z	-3.35	-3.35	0	%100
249	MP2B	X	1.934	1.934	0	%100
250	MP2B	Z	-3.35	-3.35	0	%100
251	MP3B	X	1.933	1.933	0	%100
252	MP3B	Z	-3.348	-3.348	0	%100

Member Distributed Loads (BLC 55 : Structure Wi (60 Deg))

	Member Label	Direction	Start Magnitude[lb/ft....	End Magnitude[lb/ft.F...	Start Location[ft.%]	End Location[ft.%]
1	M1	X	.925	.925	0	%100
2	M1	Z	-.534	-.534	0	%100
3	M2	X	.925	.925	0	%100
4	M2	Z	-.534	-.534	0	%100
5	M5	X	3.348	3.348	0	%100
6	M5	Z	-1.933	-1.933	0	%100
7	M6	X	2.33	2.33	0	%100
8	M6	Z	-1.345	-1.345	0	%100
9	M7	X	2.33	2.33	0	%100
10	M7	Z	-1.345	-1.345	0	%100
11	M8	X	.867	.867	0	%100
12	M8	Z	-.5	-.5	0	%100
13	M9	X	.867	.867	0	%100
14	M9	Z	-.5	-.5	0	%100
15	M10	X	2.869	2.869	0	%100
16	M10	Z	-1.656	-1.656	0	%100
17	M11	X	2.869	2.869	0	%100
18	M11	Z	-1.656	-1.656	0	%100
19	M12	X	2.869	2.869	0	%100
20	M12	Z	-1.656	-1.656	0	%100
21	M13	X	2.869	2.869	0	%100
22	M13	Z	-1.656	-1.656	0	%100
23	M14	X	2.438	2.438	0	%100
24	M14	Z	-1.408	-1.408	0	%100



Company :
 Designer :
 Job Number :
 Model Name : 469402-VZW_MT_LO_H

May 18, 2022
 9:08 AM
 Checked By: _____

Member Distributed Loads (BLC 55 : Structure Wi (60 Deg)) (Continued)

Member Label	Direction	Start Magnitude[lb/ft,...	End Magnitude[lb/ft,F...	Start Location[ft, %]	End Location[ft, %]
25	M15	X	2.438	2.438	0 %100
26	M15	Z	-1.408	-1.408	0 %100
27	M16	X	2.869	2.869	0 %100
28	M16	Z	-1.656	-1.656	0 %100
29	M17	X	2.869	2.869	0 %100
30	M17	Z	-1.656	-1.656	0 %100
31	M18	X	2.438	2.438	0 %100
32	M18	Z	-1.408	-1.408	0 %100
33	M19	X	2.329	2.329	0 %100
34	M19	Z	-1.345	-1.345	0 %100
35	M20	X	2.329	2.329	0 %100
36	M20	Z	-1.345	-1.345	0 %100
37	M23	X	3.348	3.348	0 %100
38	M23	Z	-1.933	-1.933	0 %100
39	M24	X	2.683	2.683	0 %100
40	M24	Z	-1.549	-1.549	0 %100
41	M25	X	2.683	2.683	0 %100
42	M25	Z	-1.549	-1.549	0 %100
43	M26	X	.998	.998	0 %100
44	M26	Z	-.576	-.576	0 %100
45	M27	X	.998	.998	0 %100
46	M27	Z	-.576	-.576	0 %100
47	M28	X	2.869	2.869	0 %100
48	M28	Z	-1.656	-1.656	0 %100
49	M29	X	2.869	2.869	0 %100
50	M29	Z	-1.656	-1.656	0 %100
51	M30	X	2.869	2.869	0 %100
52	M30	Z	-1.656	-1.656	0 %100
53	M31	X	2.869	2.869	0 %100
54	M31	Z	-1.656	-1.656	0 %100
55	M32	X	2.438	2.438	0 %100
56	M32	Z	-1.408	-1.408	0 %100
57	M33	X	2.438	2.438	0 %100
58	M33	Z	-1.408	-1.408	0 %100
59	M34	X	2.869	2.869	0 %100
60	M34	Z	-1.656	-1.656	0 %100
61	M35	X	2.869	2.869	0 %100
62	M35	Z	-1.656	-1.656	0 %100
63	M36	X	2.438	2.438	0 %100
64	M36	Z	-1.408	-1.408	0 %100
65	M37	X	2.443	2.443	0 %100
66	M37	Z	-1.41	-1.41	0 %100
67	M38	X	2.443	2.443	0 %100
68	M38	Z	-1.41	-1.41	0 %100
69	M39	X	3.701	3.701	0 %100
70	M39	Z	-2.137	-2.137	0 %100
71	M40	X	3.701	3.701	0 %100
72	M40	Z	-2.137	-2.137	0 %100
73	M43	X	3.348	3.348	0 %100
74	M43	Z	-1.933	-1.933	0 %100
75	M44	X	.012	.012	0 %100
76	M44	Z	-.007	-.007	0 %100
77	M45	X	.012	.012	0 %100
78	M45	Z	-.007	-.007	0 %100
79	M46	X	.005	.005	0 %100
80	M46	Z	-.003	-.003	0 %100
81	M47	X	.005	.005	0 %100



Member Distributed Loads (BLC 55 : Structure Wi (60 Deg)) (Continued)

Member Label	Direction	Start Magnitude[lb/ft,...	End Magnitude[lb/ft,F...	Start Location[ft, %]	End Location[ft, %]
82	M47	Z	-0.003	-0.003	0 %100
83	M48	X	2.869	2.869	0 %100
84	M48	Z	-1.656	-1.656	0 %100
85	M49	X	2.869	2.869	0 %100
86	M49	Z	-1.656	-1.656	0 %100
87	M50	X	2.869	2.869	0 %100
88	M50	Z	-1.656	-1.656	0 %100
89	M51	X	2.869	2.869	0 %100
90	M51	Z	-1.656	-1.656	0 %100
91	M52	X	2.438	2.438	0 %100
92	M52	Z	-1.408	-1.408	0 %100
93	M53	X	2.438	2.438	0 %100
94	M53	Z	-1.408	-1.408	0 %100
95	M54	X	2.869	2.869	0 %100
96	M54	Z	-1.656	-1.656	0 %100
97	M55	X	2.869	2.869	0 %100
98	M55	Z	-1.656	-1.656	0 %100
99	M56	X	2.438	2.438	0 %100
100	M56	Z	-1.408	-1.408	0 %100
101	M57	X	1.58	1.58	0 %100
102	M57	Z	-0.912	-0.912	0 %100
103	M58	X	1.58	1.58	0 %100
104	M58	Z	-0.912	-0.912	0 %100
105	M61	X	3.348	3.348	0 %100
106	M61	Z	-1.933	-1.933	0 %100
107	M62	X	.012	.012	0 %100
108	M62	Z	-0.007	-0.007	0 %100
109	M63	X	.012	.012	0 %100
110	M63	Z	-0.007	-0.007	0 %100
111	M64	X	.005	.005	0 %100
112	M64	Z	-0.003	-0.003	0 %100
113	M65	X	.005	.005	0 %100
114	M65	Z	-0.003	-0.003	0 %100
115	M66	X	2.869	2.869	0 %100
116	M66	Z	-1.656	-1.656	0 %100
117	M67	X	2.869	2.869	0 %100
118	M67	Z	-1.656	-1.656	0 %100
119	M68	X	2.869	2.869	0 %100
120	M68	Z	-1.656	-1.656	0 %100
121	M69	X	2.869	2.869	0 %100
122	M69	Z	-1.656	-1.656	0 %100
123	M70	X	2.438	2.438	0 %100
124	M70	Z	-1.408	-1.408	0 %100
125	M71	X	2.438	2.438	0 %100
126	M71	Z	-1.408	-1.408	0 %100
127	M72	X	2.869	2.869	0 %100
128	M72	Z	-1.656	-1.656	0 %100
129	M73	X	2.869	2.869	0 %100
130	M73	Z	-1.656	-1.656	0 %100
131	M74	X	2.438	2.438	0 %100
132	M74	Z	-1.408	-1.408	0 %100
133	M75	X	1.58	1.58	0 %100
134	M75	Z	-0.912	-0.912	0 %100
135	M76	X	1.58	1.58	0 %100
136	M76	Z	-0.912	-0.912	0 %100
137	M77	X	.925	.925	0 %100
138	M77	Z	-.534	-.534	0 %100



Company :
 Designer :
 Job Number :
 Model Name : 469402-VZW_MT_LO_H

May 18, 2022
 9:08 AM
 Checked By: _____

Member Distributed Loads (BLC 55 : Structure Wi (60 Deg)) (Continued)

Member Label	Direction	Start Magnitude[lb/ft,...	End Magnitude[lb/ft,F...	Start Location[ft, %]	End Location[ft, %]
139	M78	X	.925	.925	0 %100
140	M78	Z	-.534	-.534	0 %100
141	M81	X	3.348	3.348	0 %100
142	M81	Z	-1.933	-1.933	0 %100
143	M82	X	2.683	2.683	0 %100
144	M82	Z	-1.549	-1.549	0 %100
145	M83	X	2.683	2.683	0 %100
146	M83	Z	-1.549	-1.549	0 %100
147	M84	X	.998	.998	0 %100
148	M84	Z	-.576	-.576	0 %100
149	M85	X	.998	.998	0 %100
150	M85	Z	-.576	-.576	0 %100
151	M86	X	2.869	2.869	0 %100
152	M86	Z	-1.656	-1.656	0 %100
153	M87	X	2.869	2.869	0 %100
154	M87	Z	-1.656	-1.656	0 %100
155	M88	X	2.869	2.869	0 %100
156	M88	Z	-1.656	-1.656	0 %100
157	M89	X	2.869	2.869	0 %100
158	M89	Z	-1.656	-1.656	0 %100
159	M90	X	2.438	2.438	0 %100
160	M90	Z	-1.408	-1.408	0 %100
161	M91	X	2.438	2.438	0 %100
162	M91	Z	-1.408	-1.408	0 %100
163	M92	X	2.869	2.869	0 %100
164	M92	Z	-1.656	-1.656	0 %100
165	M93	X	2.869	2.869	0 %100
166	M93	Z	-1.656	-1.656	0 %100
167	M94	X	2.438	2.438	0 %100
168	M94	Z	-1.408	-1.408	0 %100
169	M95	X	2.443	2.443	0 %100
170	M95	Z	-1.41	-1.41	0 %100
171	M96	X	2.443	2.443	0 %100
172	M96	Z	-1.41	-1.41	0 %100
173	M99	X	3.348	3.348	0 %100
174	M99	Z	-1.933	-1.933	0 %100
175	M100	X	2.33	2.33	0 %100
176	M100	Z	-1.345	-1.345	0 %100
177	M101	X	2.33	2.33	0 %100
178	M101	Z	-1.345	-1.345	0 %100
179	M102	X	.867	.867	0 %100
180	M102	Z	-.5	-.5	0 %100
181	M103	X	.867	.867	0 %100
182	M103	Z	-.5	-.5	0 %100
183	M104	X	2.869	2.869	0 %100
184	M104	Z	-1.656	-1.656	0 %100
185	M105	X	2.869	2.869	0 %100
186	M105	Z	-1.656	-1.656	0 %100
187	M106	X	2.869	2.869	0 %100
188	M106	Z	-1.656	-1.656	0 %100
189	M107	X	2.869	2.869	0 %100
190	M107	Z	-1.656	-1.656	0 %100
191	M108	X	2.438	2.438	0 %100
192	M108	Z	-1.408	-1.408	0 %100
193	M109	X	2.438	2.438	0 %100
194	M109	Z	-1.408	-1.408	0 %100
195	M110	X	2.869	2.869	0 %100



Company :
 Designer :
 Job Number :
 Model Name : 469402-VZW_MT_LO_H

May 18, 2022
 9:08 AM
 Checked By: _____

Member Distributed Loads (BLC 55 : Structure Wi (60 Deg)) (Continued)

Member Label	Direction	Start Magnitude[lb/ft,...	End Magnitude[lb/ft,F...	Start Location[ft, %]	End Location[ft, %]
196	M110	Z	-1.656	-1.656	0 %100
197	M111	X	2.869	2.869	0 %100
198	M111	Z	-1.656	-1.656	0 %100
199	M112	X	2.438	2.438	0 %100
200	M112	Z	-1.408	-1.408	0 %100
201	M113	X	2.329	2.329	0 %100
202	M113	Z	-1.345	-1.345	0 %100
203	M114	X	2.329	2.329	0 %100
204	M114	Z	-1.345	-1.345	0 %100
205	M115	X	3.786	3.786	0 %100
206	M115	Z	-2.186	-2.186	0 %100
207	M117	X	3.786	3.786	0 %100
208	M117	Z	-2.186	-2.186	0 %100
209	M119	X	.947	.947	0 %100
210	M119	Z	-.547	-.547	0 %100
211	M121	X	.947	.947	0 %100
212	M121	Z	-.547	-.547	0 %100
213	M123	X	.947	.947	0 %100
214	M123	Z	-.547	-.547	0 %100
215	M125	X	.947	.947	0 %100
216	M125	Z	-.547	-.547	0 %100
217	M127	X	.048	.048	0 %100
218	M127	Z	-.028	-.028	0 %100
219	M128	X	2.696	2.696	0 %100
220	M128	Z	-1.557	-1.557	0 %100
221	M129	X	3.464	3.464	0 %100
222	M129	Z	-2	-2	0 %100
223	MP5A	X	3.348	3.348	0 %100
224	MP5A	Z	-1.933	-1.933	0 %100
225	MP1A	X	3.348	3.348	0 %100
226	MP1A	Z	-1.933	-1.933	0 %100
227	MP4A	X	3.35	3.35	0 %100
228	MP4A	Z	-1.934	-1.934	0 %100
229	MP2A	X	3.35	3.35	0 %100
230	MP2A	Z	-1.934	-1.934	0 %100
231	MP3A	X	3.348	3.348	0 %100
232	MP3A	Z	-1.933	-1.933	0 %100
233	MP5C	X	3.348	3.348	0 %100
234	MP5C	Z	-1.933	-1.933	0 %100
235	MP1C	X	3.348	3.348	0 %100
236	MP1C	Z	-1.933	-1.933	0 %100
237	MP4C	X	3.35	3.35	0 %100
238	MP4C	Z	-1.934	-1.934	0 %100
239	MP2C	X	3.35	3.35	0 %100
240	MP2C	Z	-1.934	-1.934	0 %100
241	MP3C	X	3.348	3.348	0 %100
242	MP3C	Z	-1.933	-1.933	0 %100
243	MP5B	X	3.348	3.348	0 %100
244	MP5B	Z	-1.933	-1.933	0 %100
245	MP1B	X	3.348	3.348	0 %100
246	MP1B	Z	-1.933	-1.933	0 %100
247	MP4B	X	3.35	3.35	0 %100
248	MP4B	Z	-1.934	-1.934	0 %100
249	MP2B	X	3.35	3.35	0 %100
250	MP2B	Z	-1.934	-1.934	0 %100
251	MP3B	X	3.348	3.348	0 %100
252	MP3B	Z	-1.933	-1.933	0 %100



Company :
 Designer :
 Job Number :
 Model Name : 469402-VZW_MT_LO_H

May 18, 2022
 9:08 AM
 Checked By: _____

Member Distributed Loads (BLC 56 : Structure Wi (90 Deg))

	Member Label	Direction	Start Magnitude[lb/ft,...	End Magnitude[lb/ft,F...	Start Location[ft, %]	End Location[ft, %]
1	M1	X	0	0	0	%100
2	M1	Z	0	0	0	%100
3	M2	X	0	0	0	%100
4	M2	Z	0	0	0	%100
5	M5	X	3.866	3.866	0	%100
6	M5	Z	0	0	0	%100
7	M6	X	3.854	3.854	0	%100
8	M6	Z	0	0	0	%100
9	M7	X	3.854	3.854	0	%100
10	M7	Z	0	0	0	%100
11	M8	X	1.434	1.434	0	%100
12	M8	Z	0	0	0	%100
13	M9	X	1.434	1.434	0	%100
14	M9	Z	0	0	0	%100
15	M10	X	3.938	3.938	0	%100
16	M10	Z	0	0	0	%100
17	M11	X	3.938	3.938	0	%100
18	M11	Z	0	0	0	%100
19	M12	X	3.938	3.938	0	%100
20	M12	Z	0	0	0	%100
21	M13	X	3.938	3.938	0	%100
22	M13	Z	0	0	0	%100
23	M14	X	2.816	2.816	0	%100
24	M14	Z	0	0	0	%100
25	M15	X	2.816	2.816	0	%100
26	M15	Z	0	0	0	%100
27	M16	X	3.938	3.938	0	%100
28	M16	Z	0	0	0	%100
29	M17	X	3.938	3.938	0	%100
30	M17	Z	0	0	0	%100
31	M18	X	2.816	2.816	0	%100
32	M18	Z	0	0	0	%100
33	M19	X	3.065	3.065	0	%100
34	M19	Z	0	0	0	%100
35	M20	X	3.065	3.065	0	%100
36	M20	Z	0	0	0	%100
37	M23	X	3.866	3.866	0	%100
38	M23	Z	0	0	0	%100
39	M24	X	3.854	3.854	0	%100
40	M24	Z	0	0	0	%100
41	M25	X	3.854	3.854	0	%100
42	M25	Z	0	0	0	%100
43	M26	X	1.434	1.434	0	%100
44	M26	Z	0	0	0	%100
45	M27	X	1.434	1.434	0	%100
46	M27	Z	0	0	0	%100
47	M28	X	3.938	3.938	0	%100
48	M28	Z	0	0	0	%100
49	M29	X	3.938	3.938	0	%100
50	M29	Z	0	0	0	%100
51	M30	X	3.938	3.938	0	%100
52	M30	Z	0	0	0	%100
53	M31	X	3.938	3.938	0	%100
54	M31	Z	0	0	0	%100
55	M32	X	2.816	2.816	0	%100
56	M32	Z	0	0	0	%100
57	M33	X	2.816	2.816	0	%100



Company :
 Designer :
 Job Number :
 Model Name : 469402-VZW_MT_LO_H

May 18, 2022
 9:08 AM
 Checked By: _____

Member Distributed Loads (BLC 56 : Structure Wi (90 Deg)) (Continued)

Member Label	Direction	Start Magnitude[lb/ft,...	End Magnitude[lb/ft,F...	Start Location[ft, %]	End Location[ft, %]	
58	M33	Z	0	0	0	%100
59	M34	X	3.938	3.938	0	%100
60	M34	Z	0	0	0	%100
61	M35	X	3.938	3.938	0	%100
62	M35	Z	0	0	0	%100
63	M36	X	2.816	2.816	0	%100
64	M36	Z	0	0	0	%100
65	M37	X	3.065	3.065	0	%100
66	M37	Z	0	0	0	%100
67	M38	X	3.065	3.065	0	%100
68	M38	Z	0	0	0	%100
69	M39	X	3.205	3.205	0	%100
70	M39	Z	0	0	0	%100
71	M40	X	3.205	3.205	0	%100
72	M40	Z	0	0	0	%100
73	M43	X	3.866	3.866	0	%100
74	M43	Z	0	0	0	%100
75	M44	X	.77	.77	0	%100
76	M44	Z	0	0	0	%100
77	M45	X	.77	.77	0	%100
78	M45	Z	0	0	0	%100
79	M46	X	.287	.287	0	%100
80	M46	Z	0	0	0	%100
81	M47	X	.287	.287	0	%100
82	M47	Z	0	0	0	%100
83	M48	X	3.938	3.938	0	%100
84	M48	Z	0	0	0	%100
85	M49	X	3.938	3.938	0	%100
86	M49	Z	0	0	0	%100
87	M50	X	3.938	3.938	0	%100
88	M50	Z	0	0	0	%100
89	M51	X	3.938	3.938	0	%100
90	M51	Z	0	0	0	%100
91	M52	X	2.816	2.816	0	%100
92	M52	Z	0	0	0	%100
93	M53	X	2.816	2.816	0	%100
94	M53	Z	0	0	0	%100
95	M54	X	3.938	3.938	0	%100
96	M54	Z	0	0	0	%100
97	M55	X	3.938	3.938	0	%100
98	M55	Z	0	0	0	%100
99	M56	X	2.816	2.816	0	%100
100	M56	Z	0	0	0	%100
101	M57	X	2.069	2.069	0	%100
102	M57	Z	0	0	0	%100
103	M58	X	2.069	2.069	0	%100
104	M58	Z	0	0	0	%100
105	M61	X	3.866	3.866	0	%100
106	M61	Z	0	0	0	%100
107	M62	X	1.179	1.179	0	%100
108	M62	Z	0	0	0	%100
109	M63	X	1.179	1.179	0	%100
110	M63	Z	0	0	0	%100
111	M64	X	.438	.438	0	%100
112	M64	Z	0	0	0	%100
113	M65	X	.438	.438	0	%100
114	M65	Z	0	0	0	%100



Company :
 Designer :
 Job Number :
 Model Name : 469402-VZW_MT_LO_H

May 18, 2022
 9:08 AM
 Checked By: _____

Member Distributed Loads (BLC 56 : Structure Wi (90 Deg)) (Continued)

Member Label	Direction	Start Magnitude[lb/ft,...	End Magnitude[lb/ft,F...	Start Location[ft, %]	End Location[ft, %]
115	M66	X	3.938	3.938	0 %100
116	M66	Z	0	0	0 %100
117	M67	X	3.938	3.938	0 %100
118	M67	Z	0	0	0 %100
119	M68	X	3.938	3.938	0 %100
120	M68	Z	0	0	0 %100
121	M69	X	3.938	3.938	0 %100
122	M69	Z	0	0	0 %100
123	M70	X	2.816	2.816	0 %100
124	M70	Z	0	0	0 %100
125	M71	X	2.816	2.816	0 %100
126	M71	Z	0	0	0 %100
127	M72	X	3.938	3.938	0 %100
128	M72	Z	0	0	0 %100
129	M73	X	3.938	3.938	0 %100
130	M73	Z	0	0	0 %100
131	M74	X	2.816	2.816	0 %100
132	M74	Z	0	0	0 %100
133	M75	X	2.201	2.201	0 %100
134	M75	Z	0	0	0 %100
135	M76	X	2.201	2.201	0 %100
136	M76	Z	0	0	0 %100
137	M77	X	3.205	3.205	0 %100
138	M77	Z	0	0	0 %100
139	M78	X	3.205	3.205	0 %100
140	M78	Z	0	0	0 %100
141	M81	X	3.866	3.866	0 %100
142	M81	Z	0	0	0 %100
143	M82	X	1.179	1.179	0 %100
144	M82	Z	0	0	0 %100
145	M83	X	1.179	1.179	0 %100
146	M83	Z	0	0	0 %100
147	M84	X	.438	.438	0 %100
148	M84	Z	0	0	0 %100
149	M85	X	.438	.438	0 %100
150	M85	Z	0	0	0 %100
151	M86	X	3.938	3.938	0 %100
152	M86	Z	0	0	0 %100
153	M87	X	3.938	3.938	0 %100
154	M87	Z	0	0	0 %100
155	M88	X	3.938	3.938	0 %100
156	M88	Z	0	0	0 %100
157	M89	X	3.938	3.938	0 %100
158	M89	Z	0	0	0 %100
159	M90	X	2.816	2.816	0 %100
160	M90	Z	0	0	0 %100
161	M91	X	2.816	2.816	0 %100
162	M91	Z	0	0	0 %100
163	M92	X	3.938	3.938	0 %100
164	M92	Z	0	0	0 %100
165	M93	X	3.938	3.938	0 %100
166	M93	Z	0	0	0 %100
167	M94	X	2.816	2.816	0 %100
168	M94	Z	0	0	0 %100
169	M95	X	2.201	2.201	0 %100
170	M95	Z	0	0	0 %100
171	M96	X	2.201	2.201	0 %100



Company :
 Designer :
 Job Number :
 Model Name : 469402-VZW_MT_LO_H

May 18, 2022
 9:08 AM
 Checked By: _____

Member Distributed Loads (BLC 56 : Structure Wi (90 Deg)) (Continued)

Member Label	Direction	Start Magnitude[lb/ft,...	End Magnitude[lb/ft,F...	Start Location[ft, %]	End Location[ft, %]	
172	M96	Z	0	0	0	%100
173	M99	X	3.866	3.866	0	%100
174	M99	Z	0	0	0	%100
175	M100	X	.77	.77	0	%100
176	M100	Z	0	0	0	%100
177	M101	X	.77	.77	0	%100
178	M101	Z	0	0	0	%100
179	M102	X	.287	.287	0	%100
180	M102	Z	0	0	0	%100
181	M103	X	.287	.287	0	%100
182	M103	Z	0	0	0	%100
183	M104	X	3.938	3.938	0	%100
184	M104	Z	0	0	0	%100
185	M105	X	3.938	3.938	0	%100
186	M105	Z	0	0	0	%100
187	M106	X	3.938	3.938	0	%100
188	M106	Z	0	0	0	%100
189	M107	X	3.938	3.938	0	%100
190	M107	Z	0	0	0	%100
191	M108	X	2.816	2.816	0	%100
192	M108	Z	0	0	0	%100
193	M109	X	2.816	2.816	0	%100
194	M109	Z	0	0	0	%100
195	M110	X	3.938	3.938	0	%100
196	M110	Z	0	0	0	%100
197	M111	X	3.938	3.938	0	%100
198	M111	Z	0	0	0	%100
199	M112	X	2.816	2.816	0	%100
200	M112	Z	0	0	0	%100
201	M113	X	2.069	2.069	0	%100
202	M113	Z	0	0	0	%100
203	M114	X	2.069	2.069	0	%100
204	M114	Z	0	0	0	%100
205	M115	X	3.279	3.279	0	%100
206	M115	Z	0	0	0	%100
207	M117	X	3.279	3.279	0	%100
208	M117	Z	0	0	0	%100
209	M119	X	3.279	3.279	0	%100
210	M119	Z	0	0	0	%100
211	M121	X	3.279	3.279	0	%100
212	M121	Z	0	0	0	%100
213	M123	X	0	0	0	%100
214	M123	Z	0	0	0	%100
215	M125	X	0	0	0	%100
216	M125	Z	0	0	0	%100
217	M127	X	1.666	1.666	0	%100
218	M127	Z	0	0	0	%100
219	M128	X	.779	.779	0	%100
220	M128	Z	0	0	0	%100
221	M129	X	4.723	4.723	0	%100
222	M129	Z	0	0	0	%100
223	MP5A	X	3.866	3.866	0	%100
224	MP5A	Z	0	0	0	%100
225	MP1A	X	3.866	3.866	0	%100
226	MP1A	Z	0	0	0	%100
227	MP4A	X	3.869	3.869	0	%100
228	MP4A	Z	0	0	0	%100



Company :
 Designer :
 Job Number :
 Model Name : 469402-VZW_MT_LO_H

May 18, 2022
 9:08 AM
 Checked By: _____

Member Distributed Loads (BLC 56 : Structure Wi (90 Deg)) (Continued)

	Member Label	Direction	Start Magnitude[lb/ft,...	End Magnitude[lb/ft,F...	Start Location[ft, %]	End Location[ft, %]
229	MP2A	X	3.869	3.869	0	%100
230	MP2A	Z	0	0	0	%100
231	MP3A	X	3.866	3.866	0	%100
232	MP3A	Z	0	0	0	%100
233	MP5C	X	3.866	3.866	0	%100
234	MP5C	Z	0	0	0	%100
235	MP1C	X	3.866	3.866	0	%100
236	MP1C	Z	0	0	0	%100
237	MP4C	X	3.869	3.869	0	%100
238	MP4C	Z	0	0	0	%100
239	MP2C	X	3.869	3.869	0	%100
240	MP2C	Z	0	0	0	%100
241	MP3C	X	3.866	3.866	0	%100
242	MP3C	Z	0	0	0	%100
243	MP5B	X	3.866	3.866	0	%100
244	MP5B	Z	0	0	0	%100
245	MP1B	X	3.866	3.866	0	%100
246	MP1B	Z	0	0	0	%100
247	MP4B	X	3.869	3.869	0	%100
248	MP4B	Z	0	0	0	%100
249	MP2B	X	3.869	3.869	0	%100
250	MP2B	Z	0	0	0	%100
251	MP3B	X	3.866	3.866	0	%100
252	MP3B	Z	0	0	0	%100

Member Distributed Loads (BLC 57 : Structure Wi (120 Deg))

	Member Label	Direction	Start Magnitude[lb/ft,...	End Magnitude[lb/ft,F...	Start Location[ft, %]	End Location[ft, %]
1	M1	X	.925	.925	0	%100
2	M1	Z	.534	.534	0	%100
3	M2	X	.925	.925	0	%100
4	M2	Z	.534	.534	0	%100
5	M5	X	3.348	3.348	0	%100
6	M5	Z	1.933	1.933	0	%100
7	M6	X	2.683	2.683	0	%100
8	M6	Z	1.549	1.549	0	%100
9	M7	X	2.683	2.683	0	%100
10	M7	Z	1.549	1.549	0	%100
11	M8	X	.998	.998	0	%100
12	M8	Z	.576	.576	0	%100
13	M9	X	.998	.998	0	%100
14	M9	Z	.576	.576	0	%100
15	M10	X	2.869	2.869	0	%100
16	M10	Z	1.656	1.656	0	%100
17	M11	X	2.869	2.869	0	%100
18	M11	Z	1.656	1.656	0	%100
19	M12	X	2.869	2.869	0	%100
20	M12	Z	1.656	1.656	0	%100
21	M13	X	2.869	2.869	0	%100
22	M13	Z	1.656	1.656	0	%100
23	M14	X	2.438	2.438	0	%100
24	M14	Z	1.408	1.408	0	%100
25	M15	X	2.438	2.438	0	%100
26	M15	Z	1.408	1.408	0	%100
27	M16	X	2.869	2.869	0	%100
28	M16	Z	1.656	1.656	0	%100
29	M17	X	2.869	2.869	0	%100



Member Distributed Loads (BLC 57 : Structure Wi (120 Deg)) (Continued)

Member Label	Direction	Start Magnitude[lb/ft,...	End Magnitude[lb/ft,F...	Start Location[ft,%]	End Location[ft,%]
30	M17	Z	1.656	1.656	0 %100
31	M18	X	2.438	2.438	0 %100
32	M18	Z	1.408	1.408	0 %100
33	M19	X	2.443	2.443	0 %100
34	M19	Z	1.41	1.41	0 %100
35	M20	X	2.443	2.443	0 %100
36	M20	Z	1.41	1.41	0 %100
37	M23	X	3.348	3.348	0 %100
38	M23	Z	1.933	1.933	0 %100
39	M24	X	2.33	2.33	0 %100
40	M24	Z	1.345	1.345	0 %100
41	M25	X	2.33	2.33	0 %100
42	M25	Z	1.345	1.345	0 %100
43	M26	X	.867	.867	0 %100
44	M26	Z	.5	.5	0 %100
45	M27	X	.867	.867	0 %100
46	M27	Z	.5	.5	0 %100
47	M28	X	2.869	2.869	0 %100
48	M28	Z	1.656	1.656	0 %100
49	M29	X	2.869	2.869	0 %100
50	M29	Z	1.656	1.656	0 %100
51	M30	X	2.869	2.869	0 %100
52	M30	Z	1.656	1.656	0 %100
53	M31	X	2.869	2.869	0 %100
54	M31	Z	1.656	1.656	0 %100
55	M32	X	2.438	2.438	0 %100
56	M32	Z	1.408	1.408	0 %100
57	M33	X	2.438	2.438	0 %100
58	M33	Z	1.408	1.408	0 %100
59	M34	X	2.869	2.869	0 %100
60	M34	Z	1.656	1.656	0 %100
61	M35	X	2.869	2.869	0 %100
62	M35	Z	1.656	1.656	0 %100
63	M36	X	2.438	2.438	0 %100
64	M36	Z	1.408	1.408	0 %100
65	M37	X	2.329	2.329	0 %100
66	M37	Z	1.345	1.345	0 %100
67	M38	X	2.329	2.329	0 %100
68	M38	Z	1.345	1.345	0 %100
69	M39	X	.925	.925	0 %100
70	M39	Z	.534	.534	0 %100
71	M40	X	.925	.925	0 %100
72	M40	Z	.534	.534	0 %100
73	M43	X	3.348	3.348	0 %100
74	M43	Z	1.933	1.933	0 %100
75	M44	X	2.33	2.33	0 %100
76	M44	Z	1.345	1.345	0 %100
77	M45	X	2.33	2.33	0 %100
78	M45	Z	1.345	1.345	0 %100
79	M46	X	.867	.867	0 %100
80	M46	Z	.5	.5	0 %100
81	M47	X	.867	.867	0 %100
82	M47	Z	.5	.5	0 %100
83	M48	X	2.869	2.869	0 %100
84	M48	Z	1.656	1.656	0 %100
85	M49	X	2.869	2.869	0 %100
86	M49	Z	1.656	1.656	0 %100



Company :
Designer :
Job Number :
Model Name : 469402-VZW_MT_LO_H

May 18, 2022
9:08 AM
Checked By: _____

Member Distributed Loads (BLC 57 : Structure Wi (120 Deg)) (Continued)

Member Label	Direction	Start Magnitude[lb/ft,...	End Magnitude[lb/ft,F...	Start Location[ft,%]	End Location[ft,%]
144	M82	Z	.007	.007	0 %100
145	M83	X	.012	.012	0 %100
146	M83	Z	.007	.007	0 %100
147	M84	X	.005	.005	0 %100
148	M84	Z	.003	.003	0 %100
149	M85	X	.005	.005	0 %100
150	M85	Z	.003	.003	0 %100
151	M86	X	2.869	2.869	0 %100
152	M86	Z	1.656	1.656	0 %100
153	M87	X	2.869	2.869	0 %100
154	M87	Z	1.656	1.656	0 %100
155	M88	X	2.869	2.869	0 %100
156	M88	Z	1.656	1.656	0 %100
157	M89	X	2.869	2.869	0 %100
158	M89	Z	1.656	1.656	0 %100
159	M90	X	2.438	2.438	0 %100
160	M90	Z	1.408	1.408	0 %100
161	M91	X	2.438	2.438	0 %100
162	M91	Z	1.408	1.408	0 %100
163	M92	X	2.869	2.869	0 %100
164	M92	Z	1.656	1.656	0 %100
165	M93	X	2.869	2.869	0 %100
166	M93	Z	1.656	1.656	0 %100
167	M94	X	2.438	2.438	0 %100
168	M94	Z	1.408	1.408	0 %100
169	M95	X	1.58	1.58	0 %100
170	M95	Z	.912	.912	0 %100
171	M96	X	1.58	1.58	0 %100
172	M96	Z	.912	.912	0 %100
173	M99	X	3.348	3.348	0 %100
174	M99	Z	1.933	1.933	0 %100
175	M100	X	.012	.012	0 %100
176	M100	Z	.007	.007	0 %100
177	M101	X	.012	.012	0 %100
178	M101	Z	.007	.007	0 %100
179	M102	X	.005	.005	0 %100
180	M102	Z	.003	.003	0 %100
181	M103	X	.005	.005	0 %100
182	M103	Z	.003	.003	0 %100
183	M104	X	2.869	2.869	0 %100
184	M104	Z	1.656	1.656	0 %100
185	M105	X	2.869	2.869	0 %100
186	M105	Z	1.656	1.656	0 %100
187	M106	X	2.869	2.869	0 %100
188	M106	Z	1.656	1.656	0 %100
189	M107	X	2.869	2.869	0 %100
190	M107	Z	1.656	1.656	0 %100
191	M108	X	2.438	2.438	0 %100
192	M108	Z	1.408	1.408	0 %100
193	M109	X	2.438	2.438	0 %100
194	M109	Z	1.408	1.408	0 %100
195	M110	X	2.869	2.869	0 %100
196	M110	Z	1.656	1.656	0 %100
197	M111	X	2.869	2.869	0 %100
198	M111	Z	1.656	1.656	0 %100
199	M112	X	2.438	2.438	0 %100
200	M112	Z	1.408	1.408	0 %100



Company :
 Designer :
 Job Number :
 Model Name : 469402-VZW_MT_LO_H

May 18, 2022
 9:08 AM
 Checked By: _____

Member Distributed Loads (BLC 57 : Structure Wi (120 Deg)) (Continued)

Member Label	Direction	Start Magnitude[lb/ft,...	End Magnitude[lb/ft,F...	Start Location[ft, %]	End Location[ft, %]
201	M113	X	1.58	1.58	0 %100
202	M113	Z	.912	.912	0 %100
203	M114	X	1.58	1.58	0 %100
204	M114	Z	.912	.912	0 %100
205	M115	X	.947	.947	0 %100
206	M115	Z	.547	.547	0 %100
207	M117	X	.947	.947	0 %100
208	M117	Z	.547	.547	0 %100
209	M119	X	3.786	3.786	0 %100
210	M119	Z	2.186	2.186	0 %100
211	M121	X	3.786	3.786	0 %100
212	M121	Z	2.186	2.186	0 %100
213	M123	X	.947	.947	0 %100
214	M123	Z	.547	.547	0 %100
215	M125	X	.947	.947	0 %100
216	M125	Z	.547	.547	0 %100
217	M127	X	3.464	3.464	0 %100
218	M127	Z	2	2	0 %100
219	M128	X	.048	.048	0 %100
220	M128	Z	.028	.028	0 %100
221	M129	X	2.696	2.696	0 %100
222	M129	Z	1.557	1.557	0 %100
223	MP5A	X	3.348	3.348	0 %100
224	MP5A	Z	1.933	1.933	0 %100
225	MP1A	X	3.348	3.348	0 %100
226	MP1A	Z	1.933	1.933	0 %100
227	MP4A	X	3.35	3.35	0 %100
228	MP4A	Z	1.934	1.934	0 %100
229	MP2A	X	3.35	3.35	0 %100
230	MP2A	Z	1.934	1.934	0 %100
231	MP3A	X	3.348	3.348	0 %100
232	MP3A	Z	1.933	1.933	0 %100
233	MP5C	X	3.348	3.348	0 %100
234	MP5C	Z	1.933	1.933	0 %100
235	MP1C	X	3.348	3.348	0 %100
236	MP1C	Z	1.933	1.933	0 %100
237	MP4C	X	3.35	3.35	0 %100
238	MP4C	Z	1.934	1.934	0 %100
239	MP2C	X	3.35	3.35	0 %100
240	MP2C	Z	1.934	1.934	0 %100
241	MP3C	X	3.348	3.348	0 %100
242	MP3C	Z	1.933	1.933	0 %100
243	MP5B	X	3.348	3.348	0 %100
244	MP5B	Z	1.933	1.933	0 %100
245	MP1B	X	3.348	3.348	0 %100
246	MP1B	Z	1.933	1.933	0 %100
247	MP4B	X	3.35	3.35	0 %100
248	MP4B	Z	1.934	1.934	0 %100
249	MP2B	X	3.35	3.35	0 %100
250	MP2B	Z	1.934	1.934	0 %100
251	MP3B	X	3.348	3.348	0 %100
252	MP3B	Z	1.933	1.933	0 %100

Member Distributed Loads (BLC 58 : Structure Wi (150 Deg))

Member Label	Direction	Start Magnitude[lb/ft,...	End Magnitude[lb/ft,F...	Start Location[ft, %]	End Location[ft, %]
1	M1	X	1.602	1.602	0 %100



Company :
 Designer :
 Job Number :
 Model Name : 469402-VZW_MT_LO_H

May 18, 2022
 9:08 AM
 Checked By: _____

Member Distributed Loads (BLC 58 : Structure Wi (150 Deg)) (Continued)

	Member Label	Direction	Start Magnitude[lb/ft,...	End Magnitude[lb/ft,F...	Start Location[ft,%]	End Location[ft,%]
2	M1	Z	2.776	2.776	0	%100
3	M2	X	1.602	1.602	0	%100
4	M2	Z	2.776	2.776	0	%100
5	M5	X	1.933	1.933	0	%100
6	M5	Z	3.348	3.348	0	%100
7	M6	X	.589	.589	0	%100
8	M6	Z	1.021	1.021	0	%100
9	M7	X	.589	.589	0	%100
10	M7	Z	1.021	1.021	0	%100
11	M8	X	.219	.219	0	%100
12	M8	Z	.38	.38	0	%100
13	M9	X	.219	.219	0	%100
14	M9	Z	.38	.38	0	%100
15	M10	X	1.032	1.032	0	%100
16	M10	Z	1.787	1.787	0	%100
17	M11	X	1.032	1.032	0	%100
18	M11	Z	1.787	1.787	0	%100
19	M12	X	1.032	1.032	0	%100
20	M12	Z	1.787	1.787	0	%100
21	M13	X	1.032	1.032	0	%100
22	M13	Z	1.787	1.787	0	%100
23	M14	X	1.408	1.408	0	%100
24	M14	Z	2.438	2.438	0	%100
25	M15	X	1.408	1.408	0	%100
26	M15	Z	2.438	2.438	0	%100
27	M16	X	1.032	1.032	0	%100
28	M16	Z	1.787	1.787	0	%100
29	M17	X	1.032	1.032	0	%100
30	M17	Z	1.787	1.787	0	%100
31	M18	X	1.408	1.408	0	%100
32	M18	Z	2.438	2.438	0	%100
33	M19	X	1.1	1.1	0	%100
34	M19	Z	1.906	1.906	0	%100
35	M20	X	1.1	1.1	0	%100
36	M20	Z	1.906	1.906	0	%100
37	M23	X	1.933	1.933	0	%100
38	M23	Z	3.348	3.348	0	%100
39	M24	X	.385	.385	0	%100
40	M24	Z	.667	.667	0	%100
41	M25	X	.385	.385	0	%100
42	M25	Z	.667	.667	0	%100
43	M26	X	.143	.143	0	%100
44	M26	Z	.248	.248	0	%100
45	M27	X	.143	.143	0	%100
46	M27	Z	.248	.248	0	%100
47	M28	X	1.032	1.032	0	%100
48	M28	Z	1.787	1.787	0	%100
49	M29	X	1.032	1.032	0	%100
50	M29	Z	1.787	1.787	0	%100
51	M30	X	1.032	1.032	0	%100
52	M30	Z	1.787	1.787	0	%100
53	M31	X	1.032	1.032	0	%100
54	M31	Z	1.787	1.787	0	%100
55	M32	X	1.408	1.408	0	%100
56	M32	Z	2.438	2.438	0	%100
57	M33	X	1.408	1.408	0	%100
58	M33	Z	2.438	2.438	0	%100

Member Distributed Loads (BLC 58 : Structure Wi (150 Deg)) (Continued)

	Member Label	Direction	Start Magnitude[lb/ft,...	End Magnitude[lb/ft,F...	Start Location[ft, %]	End Location[ft, %]
59	M34	X	1.032	1.032	0	%100
60	M34	Z	1.787	1.787	0	%100
61	M35	X	1.032	1.032	0	%100
62	M35	Z	1.787	1.787	0	%100
63	M36	X	1.408	1.408	0	%100
64	M36	Z	2.438	2.438	0	%100
65	M37	X	1.034	1.034	0	%100
66	M37	Z	1.792	1.792	0	%100
67	M38	X	1.034	1.034	0	%100
68	M38	Z	1.792	1.792	0	%100
69	M39	X	0	0	0	%100
70	M39	Z	0	0	0	%100
71	M40	X	0	0	0	%100
72	M40	Z	0	0	0	%100
73	M43	X	1.933	1.933	0	%100
74	M43	Z	3.348	3.348	0	%100
75	M44	X	1.927	1.927	0	%100
76	M44	Z	3.338	3.338	0	%100
77	M45	X	1.927	1.927	0	%100
78	M45	Z	3.338	3.338	0	%100
79	M46	X	.717	.717	0	%100
80	M46	Z	1.242	1.242	0	%100
81	M47	X	.717	.717	0	%100
82	M47	Z	1.242	1.242	0	%100
83	M48	X	1.032	1.032	0	%100
84	M48	Z	1.787	1.787	0	%100
85	M49	X	1.032	1.032	0	%100
86	M49	Z	1.787	1.787	0	%100
87	M50	X	1.032	1.032	0	%100
88	M50	Z	1.787	1.787	0	%100
89	M51	X	1.032	1.032	0	%100
90	M51	Z	1.787	1.787	0	%100
91	M52	X	1.408	1.408	0	%100
92	M52	Z	2.438	2.438	0	%100
93	M53	X	1.408	1.408	0	%100
94	M53	Z	2.438	2.438	0	%100
95	M54	X	1.032	1.032	0	%100
96	M54	Z	1.787	1.787	0	%100
97	M55	X	1.032	1.032	0	%100
98	M55	Z	1.787	1.787	0	%100
99	M56	X	1.408	1.408	0	%100
100	M56	Z	2.438	2.438	0	%100
101	M57	X	1.533	1.533	0	%100
102	M57	Z	2.654	2.654	0	%100
103	M58	X	1.533	1.533	0	%100
104	M58	Z	2.654	2.654	0	%100
105	M61	X	1.933	1.933	0	%100
106	M61	Z	3.348	3.348	0	%100
107	M62	X	1.927	1.927	0	%100
108	M62	Z	3.338	3.338	0	%100
109	M63	X	1.927	1.927	0	%100
110	M63	Z	3.338	3.338	0	%100
111	M64	X	.717	.717	0	%100
112	M64	Z	1.242	1.242	0	%100
113	M65	X	.717	.717	0	%100
114	M65	Z	1.242	1.242	0	%100
115	M66	X	1.032	1.032	0	%100

Member Distributed Loads (BLC 58 : Structure Wi (150 Deg)) (Continued)

Member Label	Direction	Start Magnitude[lb/ft,...	End Magnitude[lb/ft,F...	Start Location[ft,%]	End Location[ft,%]
116	M66	Z	1.787	1.787	0 %100
117	M67	X	1.032	1.032	0 %100
118	M67	Z	1.787	1.787	0 %100
119	M68	X	1.032	1.032	0 %100
120	M68	Z	1.787	1.787	0 %100
121	M69	X	1.032	1.032	0 %100
122	M69	Z	1.787	1.787	0 %100
123	M70	X	1.408	1.408	0 %100
124	M70	Z	2.438	2.438	0 %100
125	M71	X	1.408	1.408	0 %100
126	M71	Z	2.438	2.438	0 %100
127	M72	X	1.032	1.032	0 %100
128	M72	Z	1.787	1.787	0 %100
129	M73	X	1.032	1.032	0 %100
130	M73	Z	1.787	1.787	0 %100
131	M74	X	1.408	1.408	0 %100
132	M74	Z	2.438	2.438	0 %100
133	M75	X	1.533	1.533	0 %100
134	M75	Z	2.654	2.654	0 %100
135	M76	X	1.533	1.533	0 %100
136	M76	Z	2.654	2.654	0 %100
137	M77	X	1.602	1.602	0 %100
138	M77	Z	2.776	2.776	0 %100
139	M78	X	1.602	1.602	0 %100
140	M78	Z	2.776	2.776	0 %100
141	M81	X	1.933	1.933	0 %100
142	M81	Z	3.348	3.348	0 %100
143	M82	X	.385	.385	0 %100
144	M82	Z	.667	.667	0 %100
145	M83	X	.385	.385	0 %100
146	M83	Z	.667	.667	0 %100
147	M84	X	.143	.143	0 %100
148	M84	Z	.248	.248	0 %100
149	M85	X	.143	.143	0 %100
150	M85	Z	.248	.248	0 %100
151	M86	X	1.032	1.032	0 %100
152	M86	Z	1.787	1.787	0 %100
153	M87	X	1.032	1.032	0 %100
154	M87	Z	1.787	1.787	0 %100
155	M88	X	1.032	1.032	0 %100
156	M88	Z	1.787	1.787	0 %100
157	M89	X	1.032	1.032	0 %100
158	M89	Z	1.787	1.787	0 %100
159	M90	X	1.408	1.408	0 %100
160	M90	Z	2.438	2.438	0 %100
161	M91	X	1.408	1.408	0 %100
162	M91	Z	2.438	2.438	0 %100
163	M92	X	1.032	1.032	0 %100
164	M92	Z	1.787	1.787	0 %100
165	M93	X	1.032	1.032	0 %100
166	M93	Z	1.787	1.787	0 %100
167	M94	X	1.408	1.408	0 %100
168	M94	Z	2.438	2.438	0 %100
169	M95	X	1.034	1.034	0 %100
170	M95	Z	1.792	1.792	0 %100
171	M96	X	1.034	1.034	0 %100
172	M96	Z	1.792	1.792	0 %100



Company :
 Designer :
 Job Number :
 Model Name : 469402-VZW_MT_LO_H

May 18, 2022
 9:08 AM
 Checked By: _____

Member Distributed Loads (BLC 58 : Structure Wi (150 Deg)) (Continued)

Member Label	Direction	Start Magnitude[lb/ft,...	End Magnitude[lb/ft,F...	Start Location[ft, %]	End Location[ft, %]
173	M99	X	1.933	1.933	0 %100
174	M99	Z	3.348	3.348	0 %100
175	M100	X	.589	.589	0 %100
176	M100	Z	1.021	1.021	0 %100
177	M101	X	.589	.589	0 %100
178	M101	Z	1.021	1.021	0 %100
179	M102	X	.219	.219	0 %100
180	M102	Z	.38	.38	0 %100
181	M103	X	.219	.219	0 %100
182	M103	Z	.38	.38	0 %100
183	M104	X	1.032	1.032	0 %100
184	M104	Z	1.787	1.787	0 %100
185	M105	X	1.032	1.032	0 %100
186	M105	Z	1.787	1.787	0 %100
187	M106	X	1.032	1.032	0 %100
188	M106	Z	1.787	1.787	0 %100
189	M107	X	1.032	1.032	0 %100
190	M107	Z	1.787	1.787	0 %100
191	M108	X	1.408	1.408	0 %100
192	M108	Z	2.438	2.438	0 %100
193	M109	X	1.408	1.408	0 %100
194	M109	Z	2.438	2.438	0 %100
195	M110	X	1.032	1.032	0 %100
196	M110	Z	1.787	1.787	0 %100
197	M111	X	1.032	1.032	0 %100
198	M111	Z	1.787	1.787	0 %100
199	M112	X	1.408	1.408	0 %100
200	M112	Z	2.438	2.438	0 %100
201	M113	X	1.1	1.1	0 %100
202	M113	Z	1.906	1.906	0 %100
203	M114	X	1.1	1.1	0 %100
204	M114	Z	1.906	1.906	0 %100
205	M115	X	0	0	0 %100
206	M115	Z	0	0	0 %100
207	M117	X	0	0	0 %100
208	M117	Z	0	0	0 %100
209	M119	X	1.64	1.64	0 %100
210	M119	Z	2.84	2.84	0 %100
211	M121	X	1.64	1.64	0 %100
212	M121	Z	2.84	2.84	0 %100
213	M123	X	1.64	1.64	0 %100
214	M123	Z	2.84	2.84	0 %100
215	M125	X	1.64	1.64	0 %100
216	M125	Z	2.84	2.84	0 %100
217	M127	X	2.362	2.362	0 %100
218	M127	Z	4.091	4.091	0 %100
219	M128	X	.833	.833	0 %100
220	M128	Z	1.443	1.443	0 %100
221	M129	X	.39	.39	0 %100
222	M129	Z	.675	.675	0 %100
223	MP5A	X	1.933	1.933	0 %100
224	MP5A	Z	3.348	3.348	0 %100
225	MP1A	X	1.933	1.933	0 %100
226	MP1A	Z	3.348	3.348	0 %100
227	MP4A	X	1.934	1.934	0 %100
228	MP4A	Z	3.35	3.35	0 %100
229	MP2A	X	1.934	1.934	0 %100



Company :
 Designer :
 Job Number :
 Model Name : 469402-VZW_MT_LO_H

May 18, 2022
 9:08 AM
 Checked By: _____

Member Distributed Loads (BLC 58 : Structure Wi (150 Deg)) (Continued)

Member Label	Direction	Start Magnitude[lb/ft,...	End Magnitude[lb/ft,F...	Start Location[ft, %]	End Location[ft, %]
230	MP2A	Z	3.35	3.35	0 %100
231	MP3A	X	1.933	1.933	0 %100
232	MP3A	Z	3.348	3.348	0 %100
233	MP5C	X	1.933	1.933	0 %100
234	MP5C	Z	3.348	3.348	0 %100
235	MP1C	X	1.933	1.933	0 %100
236	MP1C	Z	3.348	3.348	0 %100
237	MP4C	X	1.934	1.934	0 %100
238	MP4C	Z	3.35	3.35	0 %100
239	MP2C	X	1.934	1.934	0 %100
240	MP2C	Z	3.35	3.35	0 %100
241	MP3C	X	1.933	1.933	0 %100
242	MP3C	Z	3.348	3.348	0 %100
243	MP5B	X	1.933	1.933	0 %100
244	MP5B	Z	3.348	3.348	0 %100
245	MP1B	X	1.933	1.933	0 %100
246	MP1B	Z	3.348	3.348	0 %100
247	MP4B	X	1.934	1.934	0 %100
248	MP4B	Z	3.35	3.35	0 %100
249	MP2B	X	1.934	1.934	0 %100
250	MP2B	Z	3.35	3.35	0 %100
251	MP3B	X	1.933	1.933	0 %100
252	MP3B	Z	3.348	3.348	0 %100

Member Distributed Loads (BLC 59 : Structure Wi (180 Deg))

Member Label	Direction	Start Magnitude[lb/ft,...	End Magnitude[lb/ft,F...	Start Location[ft, %]	End Location[ft, %]
1	M1	X	0	0	0 %100
2	M1	Z	4.273	4.273	0 %100
3	M2	X	0	0	0 %100
4	M2	Z	4.273	4.273	0 %100
5	M5	X	0	0	0 %100
6	M5	Z	3.866	3.866	0 %100
7	M6	X	0	0	0 %100
8	M6	Z	.014	.014	0 %100
9	M7	X	0	0	0 %100
10	M7	Z	.014	.014	0 %100
11	M8	X	0	0	0 %100
12	M8	Z	.005	.005	0 %100
13	M9	X	0	0	0 %100
14	M9	Z	.005	.005	0 %100
15	M10	X	0	0	0 %100
16	M10	Z	1.439	1.439	0 %100
17	M11	X	0	0	0 %100
18	M11	Z	1.439	1.439	0 %100
19	M12	X	0	0	0 %100
20	M12	Z	1.439	1.439	0 %100
21	M13	X	0	0	0 %100
22	M13	Z	1.439	1.439	0 %100
23	M14	X	0	0	0 %100
24	M14	Z	2.816	2.816	0 %100
25	M15	X	0	0	0 %100
26	M15	Z	2.816	2.816	0 %100
27	M16	X	0	0	0 %100
28	M16	Z	1.439	1.439	0 %100
29	M17	X	0	0	0 %100
30	M17	Z	1.439	1.439	0 %100



Company :
 Designer :
 Job Number :
 Model Name : 469402-VZW_MT_LO_H

May 18, 2022
 9:08 AM
 Checked By: _____

Member Distributed Loads (BLC 59 : Structure Wi (180 Deg)) (Continued)

Member Label	Direction	Start Magnitude[lb/ft,...	End Magnitude[lb/ft,F...	Start Location[ft, %]	End Location[ft, %]
31	M18	X	0	0	%100
32	M18	Z	2.816	2.816	%100
33	M19	X	0	0	%100
34	M19	Z	1.825	1.825	%100
35	M20	X	0	0	%100
36	M20	Z	1.825	1.825	%100
37	M23	X	0	0	%100
38	M23	Z	3.866	3.866	%100
39	M24	X	0	0	%100
40	M24	Z	.014	.014	%100
41	M25	X	0	0	%100
42	M25	Z	.014	.014	%100
43	M26	X	0	0	%100
44	M26	Z	.005	.005	%100
45	M27	X	0	0	%100
46	M27	Z	.005	.005	%100
47	M28	X	0	0	%100
48	M28	Z	1.439	1.439	%100
49	M29	X	0	0	%100
50	M29	Z	1.439	1.439	%100
51	M30	X	0	0	%100
52	M30	Z	1.439	1.439	%100
53	M31	X	0	0	%100
54	M31	Z	1.439	1.439	%100
55	M32	X	0	0	%100
56	M32	Z	2.816	2.816	%100
57	M33	X	0	0	%100
58	M33	Z	2.816	2.816	%100
59	M34	X	0	0	%100
60	M34	Z	1.439	1.439	%100
61	M35	X	0	0	%100
62	M35	Z	1.439	1.439	%100
63	M36	X	0	0	%100
64	M36	Z	2.816	2.816	%100
65	M37	X	0	0	%100
66	M37	Z	1.825	1.825	%100
67	M38	X	0	0	%100
68	M38	Z	1.825	1.825	%100
69	M39	X	0	0	%100
70	M39	Z	1.068	1.068	%100
71	M40	X	0	0	%100
72	M40	Z	1.068	1.068	%100
73	M43	X	0	0	%100
74	M43	Z	3.866	3.866	%100
75	M44	X	0	0	%100
76	M44	Z	3.098	3.098	%100
77	M45	X	0	0	%100
78	M45	Z	3.098	3.098	%100
79	M46	X	0	0	%100
80	M46	Z	1.153	1.153	%100
81	M47	X	0	0	%100
82	M47	Z	1.153	1.153	%100
83	M48	X	0	0	%100
84	M48	Z	1.439	1.439	%100
85	M49	X	0	0	%100
86	M49	Z	1.439	1.439	%100
87	M50	X	0	0	%100



Company :
 Designer :
 Job Number :
 Model Name : 469402-VZW_MT_LO_H

May 18, 2022
 9:08 AM
 Checked By: _____

Member Distributed Loads (BLC 59 : Structure Wi (180 Deg)) (Continued)

Member Label	Direction	Start Magnitude[lb/ft,...	End Magnitude[lb/ft,F...	Start Location[ft,%]	End Location[ft,%]
88	M50	Z	1.439	1.439	0 %100
89	M51	X	0	0	0 %100
90	M51	Z	1.439	1.439	0 %100
91	M52	X	0	0	0 %100
92	M52	Z	2.816	2.816	0 %100
93	M53	X	0	0	0 %100
94	M53	Z	2.816	2.816	0 %100
95	M54	X	0	0	0 %100
96	M54	Z	1.439	1.439	0 %100
97	M55	X	0	0	0 %100
98	M55	Z	1.439	1.439	0 %100
99	M56	X	0	0	0 %100
100	M56	Z	2.816	2.816	0 %100
101	M57	X	0	0	0 %100
102	M57	Z	2.821	2.821	0 %100
103	M58	X	0	0	0 %100
104	M58	Z	2.821	2.821	0 %100
105	M61	X	0	0	0 %100
106	M61	Z	3.866	3.866	0 %100
107	M62	X	0	0	0 %100
108	M62	Z	2.69	2.69	0 %100
109	M63	X	0	0	0 %100
110	M63	Z	2.69	2.69	0 %100
111	M64	X	0	0	0 %100
112	M64	Z	1.001	1.001	0 %100
113	M65	X	0	0	0 %100
114	M65	Z	1.001	1.001	0 %100
115	M66	X	0	0	0 %100
116	M66	Z	1.439	1.439	0 %100
117	M67	X	0	0	0 %100
118	M67	Z	1.439	1.439	0 %100
119	M68	X	0	0	0 %100
120	M68	Z	1.439	1.439	0 %100
121	M69	X	0	0	0 %100
122	M69	Z	1.439	1.439	0 %100
123	M70	X	0	0	0 %100
124	M70	Z	2.816	2.816	0 %100
125	M71	X	0	0	0 %100
126	M71	Z	2.816	2.816	0 %100
127	M72	X	0	0	0 %100
128	M72	Z	1.439	1.439	0 %100
129	M73	X	0	0	0 %100
130	M73	Z	1.439	1.439	0 %100
131	M74	X	0	0	0 %100
132	M74	Z	2.816	2.816	0 %100
133	M75	X	0	0	0 %100
134	M75	Z	2.689	2.689	0 %100
135	M76	X	0	0	0 %100
136	M76	Z	2.689	2.689	0 %100
137	M77	X	0	0	0 %100
138	M77	Z	1.068	1.068	0 %100
139	M78	X	0	0	0 %100
140	M78	Z	1.068	1.068	0 %100
141	M81	X	0	0	0 %100
142	M81	Z	3.866	3.866	0 %100
143	M82	X	0	0	0 %100
144	M82	Z	2.69	2.69	0 %100



Company :
 Designer :
 Job Number :
 Model Name : 469402-VZW_MT_LO_H

May 18, 2022
 9:08 AM
 Checked By: _____

Member Distributed Loads (BLC 59 : Structure Wi (180 Deg)) (Continued)

Member Label	Direction	Start Magnitude[lb/ft,...	End Magnitude[lb/ft,F...	Start Location[ft, %]	End Location[ft, %]	
145	M83	X	0	0	0	%100
146	M83	Z	2.69	2.69	0	%100
147	M84	X	0	0	0	%100
148	M84	Z	1.001	1.001	0	%100
149	M85	X	0	0	0	%100
150	M85	Z	1.001	1.001	0	%100
151	M86	X	0	0	0	%100
152	M86	Z	1.439	1.439	0	%100
153	M87	X	0	0	0	%100
154	M87	Z	1.439	1.439	0	%100
155	M88	X	0	0	0	%100
156	M88	Z	1.439	1.439	0	%100
157	M89	X	0	0	0	%100
158	M89	Z	1.439	1.439	0	%100
159	M90	X	0	0	0	%100
160	M90	Z	2.816	2.816	0	%100
161	M91	X	0	0	0	%100
162	M91	Z	2.816	2.816	0	%100
163	M92	X	0	0	0	%100
164	M92	Z	1.439	1.439	0	%100
165	M93	X	0	0	0	%100
166	M93	Z	1.439	1.439	0	%100
167	M94	X	0	0	0	%100
168	M94	Z	2.816	2.816	0	%100
169	M95	X	0	0	0	%100
170	M95	Z	2.689	2.689	0	%100
171	M96	X	0	0	0	%100
172	M96	Z	2.689	2.689	0	%100
173	M99	X	0	0	0	%100
174	M99	Z	3.866	3.866	0	%100
175	M100	X	0	0	0	%100
176	M100	Z	3.098	3.098	0	%100
177	M101	X	0	0	0	%100
178	M101	Z	3.098	3.098	0	%100
179	M102	X	0	0	0	%100
180	M102	Z	1.153	1.153	0	%100
181	M103	X	0	0	0	%100
182	M103	Z	1.153	1.153	0	%100
183	M104	X	0	0	0	%100
184	M104	Z	1.439	1.439	0	%100
185	M105	X	0	0	0	%100
186	M105	Z	1.439	1.439	0	%100
187	M106	X	0	0	0	%100
188	M106	Z	1.439	1.439	0	%100
189	M107	X	0	0	0	%100
190	M107	Z	1.439	1.439	0	%100
191	M108	X	0	0	0	%100
192	M108	Z	2.816	2.816	0	%100
193	M109	X	0	0	0	%100
194	M109	Z	2.816	2.816	0	%100
195	M110	X	0	0	0	%100
196	M110	Z	1.439	1.439	0	%100
197	M111	X	0	0	0	%100
198	M111	Z	1.439	1.439	0	%100
199	M112	X	0	0	0	%100
200	M112	Z	2.816	2.816	0	%100
201	M113	X	0	0	0	%100



Company :
 Designer :
 Job Number :
 Model Name : 469402-VZW_MT_LO_H

May 18, 2022
 9:08 AM
 Checked By: _____

Member Distributed Loads (BLC 59 : Structure Wi (180 Deg)) (Continued)

	Member Label	Direction	Start Magnitude[lb/ft,...	End Magnitude[lb/ft,F...	Start Location[ft, %]	End Location[ft, %]
202	M113	Z	2.821	2.821	0	%100
203	M114	X	0	0	0	%100
204	M114	Z	2.821	2.821	0	%100
205	M115	X	0	0	0	%100
206	M115	Z	1.093	1.093	0	%100
207	M117	X	0	0	0	%100
208	M117	Z	1.093	1.093	0	%100
209	M119	X	0	0	0	%100
210	M119	Z	1.093	1.093	0	%100
211	M121	X	0	0	0	%100
212	M121	Z	1.093	1.093	0	%100
213	M123	X	0	0	0	%100
214	M123	Z	4.372	4.372	0	%100
215	M125	X	0	0	0	%100
216	M125	Z	4.372	4.372	0	%100
217	M127	X	0	0	0	%100
218	M127	Z	3.113	3.113	0	%100
219	M128	X	0	0	0	%100
220	M128	Z	4	4	0	%100
221	M129	X	0	0	0	%100
222	M129	Z	.055	.055	0	%100
223	MP5A	X	0	0	0	%100
224	MP5A	Z	3.866	3.866	0	%100
225	MP1A	X	0	0	0	%100
226	MP1A	Z	3.866	3.866	0	%100
227	MP4A	X	0	0	0	%100
228	MP4A	Z	3.869	3.869	0	%100
229	MP2A	X	0	0	0	%100
230	MP2A	Z	3.869	3.869	0	%100
231	MP3A	X	0	0	0	%100
232	MP3A	Z	3.866	3.866	0	%100
233	MP5C	X	0	0	0	%100
234	MP5C	Z	3.866	3.866	0	%100
235	MP1C	X	0	0	0	%100
236	MP1C	Z	3.866	3.866	0	%100
237	MP4C	X	0	0	0	%100
238	MP4C	Z	3.869	3.869	0	%100
239	MP2C	X	0	0	0	%100
240	MP2C	Z	3.869	3.869	0	%100
241	MP3C	X	0	0	0	%100
242	MP3C	Z	3.866	3.866	0	%100
243	MP5B	X	0	0	0	%100
244	MP5B	Z	3.866	3.866	0	%100
245	MP1B	X	0	0	0	%100
246	MP1B	Z	3.866	3.866	0	%100
247	MP4B	X	0	0	0	%100
248	MP4B	Z	3.869	3.869	0	%100
249	MP2B	X	0	0	0	%100
250	MP2B	Z	3.869	3.869	0	%100
251	MP3B	X	0	0	0	%100
252	MP3B	Z	3.866	3.866	0	%100

Member Distributed Loads (BLC 60 : Structure Wi (210 Deg))

	Member Label	Direction	Start Magnitude[lb/ft,...	End Magnitude[lb/ft,F...	Start Location[ft, %]	End Location[ft, %]
1	M1	X	-1.602	-1.602	0	%100
2	M1	Z	2.776	2.776	0	%100

Member Distributed Loads (BLC 60 : Structure Wi (210 Deg)) (Continued)

Member Label	Direction	Start Magnitude[lb/ft,...	End Magnitude[lb/ft,F...	Start Location[ft, %]	End Location[ft, %]
3	M2	X	-1.602	-1.602	0 %100
4	M2	Z	2.776	2.776	0 %100
5	M5	X	-1.933	-1.933	0 %100
6	M5	Z	3.348	3.348	0 %100
7	M6	X	-.385	-.385	0 %100
8	M6	Z	.667	.667	0 %100
9	M7	X	-.385	-.385	0 %100
10	M7	Z	.667	.667	0 %100
11	M8	X	-.143	-.143	0 %100
12	M8	Z	.248	.248	0 %100
13	M9	X	-.143	-.143	0 %100
14	M9	Z	.248	.248	0 %100
15	M10	X	-1.032	-1.032	0 %100
16	M10	Z	1.787	1.787	0 %100
17	M11	X	-1.032	-1.032	0 %100
18	M11	Z	1.787	1.787	0 %100
19	M12	X	-1.032	-1.032	0 %100
20	M12	Z	1.787	1.787	0 %100
21	M13	X	-1.032	-1.032	0 %100
22	M13	Z	1.787	1.787	0 %100
23	M14	X	-1.408	-1.408	0 %100
24	M14	Z	2.438	2.438	0 %100
25	M15	X	-1.408	-1.408	0 %100
26	M15	Z	2.438	2.438	0 %100
27	M16	X	-1.032	-1.032	0 %100
28	M16	Z	1.787	1.787	0 %100
29	M17	X	-1.032	-1.032	0 %100
30	M17	Z	1.787	1.787	0 %100
31	M18	X	-1.408	-1.408	0 %100
32	M18	Z	2.438	2.438	0 %100
33	M19	X	-1.034	-1.034	0 %100
34	M19	Z	1.792	1.792	0 %100
35	M20	X	-1.034	-1.034	0 %100
36	M20	Z	1.792	1.792	0 %100
37	M23	X	-1.933	-1.933	0 %100
38	M23	Z	3.348	3.348	0 %100
39	M24	X	-.589	-.589	0 %100
40	M24	Z	1.021	1.021	0 %100
41	M25	X	-.589	-.589	0 %100
42	M25	Z	1.021	1.021	0 %100
43	M26	X	-.219	-.219	0 %100
44	M26	Z	.38	.38	0 %100
45	M27	X	-.219	-.219	0 %100
46	M27	Z	.38	.38	0 %100
47	M28	X	-1.032	-1.032	0 %100
48	M28	Z	1.787	1.787	0 %100
49	M29	X	-1.032	-1.032	0 %100
50	M29	Z	1.787	1.787	0 %100
51	M30	X	-1.032	-1.032	0 %100
52	M30	Z	1.787	1.787	0 %100
53	M31	X	-1.032	-1.032	0 %100
54	M31	Z	1.787	1.787	0 %100
55	M32	X	-1.408	-1.408	0 %100
56	M32	Z	2.438	2.438	0 %100
57	M33	X	-1.408	-1.408	0 %100
58	M33	Z	2.438	2.438	0 %100
59	M34	X	-1.032	-1.032	0 %100

Member Distributed Loads (BLC 60 : Structure Wi (210 Deg)) (Continued)

Member Label	Direction	Start Magnitude[lb/ft....	End Magnitude[lb/ft,F...	Start Location[ft,%]	End Location[ft,%]
60	M34	Z	1.787	1.787	0 %100
61	M35	X	-1.032	-1.032	0 %100
62	M35	Z	1.787	1.787	0 %100
63	M36	X	-1.408	-1.408	0 %100
64	M36	Z	2.438	2.438	0 %100
65	M37	X	-1.1	-1.1	0 %100
66	M37	Z	1.906	1.906	0 %100
67	M38	X	-1.1	-1.1	0 %100
68	M38	Z	1.906	1.906	0 %100
69	M39	X	-1.602	-1.602	0 %100
70	M39	Z	2.776	2.776	0 %100
71	M40	X	-1.602	-1.602	0 %100
72	M40	Z	2.776	2.776	0 %100
73	M43	X	-1.933	-1.933	0 %100
74	M43	Z	3.348	3.348	0 %100
75	M44	X	-.589	-.589	0 %100
76	M44	Z	1.021	1.021	0 %100
77	M45	X	-.589	-.589	0 %100
78	M45	Z	1.021	1.021	0 %100
79	M46	X	-.219	-.219	0 %100
80	M46	Z	.38	.38	0 %100
81	M47	X	-.219	-.219	0 %100
82	M47	Z	.38	.38	0 %100
83	M48	X	-1.032	-1.032	0 %100
84	M48	Z	1.787	1.787	0 %100
85	M49	X	-1.032	-1.032	0 %100
86	M49	Z	1.787	1.787	0 %100
87	M50	X	-1.032	-1.032	0 %100
88	M50	Z	1.787	1.787	0 %100
89	M51	X	-1.032	-1.032	0 %100
90	M51	Z	1.787	1.787	0 %100
91	M52	X	-1.408	-1.408	0 %100
92	M52	Z	2.438	2.438	0 %100
93	M53	X	-1.408	-1.408	0 %100
94	M53	Z	2.438	2.438	0 %100
95	M54	X	-1.032	-1.032	0 %100
96	M54	Z	1.787	1.787	0 %100
97	M55	X	-1.032	-1.032	0 %100
98	M55	Z	1.787	1.787	0 %100
99	M56	X	-1.408	-1.408	0 %100
100	M56	Z	2.438	2.438	0 %100
101	M57	X	-1.1	-1.1	0 %100
102	M57	Z	1.906	1.906	0 %100
103	M58	X	-1.1	-1.1	0 %100
104	M58	Z	1.906	1.906	0 %100
105	M61	X	-1.933	-1.933	0 %100
106	M61	Z	3.348	3.348	0 %100
107	M62	X	-.385	-.385	0 %100
108	M62	Z	.667	.667	0 %100
109	M63	X	-.385	-.385	0 %100
110	M63	Z	.667	.667	0 %100
111	M64	X	-.143	-.143	0 %100
112	M64	Z	.248	.248	0 %100
113	M65	X	-.143	-.143	0 %100
114	M65	Z	.248	.248	0 %100
115	M66	X	-1.032	-1.032	0 %100
116	M66	Z	1.787	1.787	0 %100



Company :
 Designer :
 Job Number :
 Model Name : 469402-VZW_MT_LO_H

May 18, 2022
 9:08 AM
 Checked By: _____

Member Distributed Loads (BLC 60 : Structure Wi (210 Deg)) (Continued)

Member Label	Direction	Start Magnitude[lb/ft,...	End Magnitude[lb/ft,F...	Start Location[ft, %]	End Location[ft, %]
117	M67	X	-1.032	-1.032	0 %100
118	M67	Z	1.787	1.787	0 %100
119	M68	X	-1.032	-1.032	0 %100
120	M68	Z	1.787	1.787	0 %100
121	M69	X	-1.032	-1.032	0 %100
122	M69	Z	1.787	1.787	0 %100
123	M70	X	-1.408	-1.408	0 %100
124	M70	Z	2.438	2.438	0 %100
125	M71	X	-1.408	-1.408	0 %100
126	M71	Z	2.438	2.438	0 %100
127	M72	X	-1.032	-1.032	0 %100
128	M72	Z	1.787	1.787	0 %100
129	M73	X	-1.032	-1.032	0 %100
130	M73	Z	1.787	1.787	0 %100
131	M74	X	-1.408	-1.408	0 %100
132	M74	Z	2.438	2.438	0 %100
133	M75	X	-1.034	-1.034	0 %100
134	M75	Z	1.792	1.792	0 %100
135	M76	X	-1.034	-1.034	0 %100
136	M76	Z	1.792	1.792	0 %100
137	M77	X	0	0	0 %100
138	M77	Z	0	0	0 %100
139	M78	X	0	0	0 %100
140	M78	Z	0	0	0 %100
141	M81	X	-1.933	-1.933	0 %100
142	M81	Z	3.348	3.348	0 %100
143	M82	X	-1.927	-1.927	0 %100
144	M82	Z	3.338	3.338	0 %100
145	M83	X	-1.927	-1.927	0 %100
146	M83	Z	3.338	3.338	0 %100
147	M84	X	-0.717	-0.717	0 %100
148	M84	Z	1.242	1.242	0 %100
149	M85	X	-0.717	-0.717	0 %100
150	M85	Z	1.242	1.242	0 %100
151	M86	X	-1.032	-1.032	0 %100
152	M86	Z	1.787	1.787	0 %100
153	M87	X	-1.032	-1.032	0 %100
154	M87	Z	1.787	1.787	0 %100
155	M88	X	-1.032	-1.032	0 %100
156	M88	Z	1.787	1.787	0 %100
157	M89	X	-1.032	-1.032	0 %100
158	M89	Z	1.787	1.787	0 %100
159	M90	X	-1.408	-1.408	0 %100
160	M90	Z	2.438	2.438	0 %100
161	M91	X	-1.408	-1.408	0 %100
162	M91	Z	2.438	2.438	0 %100
163	M92	X	-1.032	-1.032	0 %100
164	M92	Z	1.787	1.787	0 %100
165	M93	X	-1.032	-1.032	0 %100
166	M93	Z	1.787	1.787	0 %100
167	M94	X	-1.408	-1.408	0 %100
168	M94	Z	2.438	2.438	0 %100
169	M95	X	-1.533	-1.533	0 %100
170	M95	Z	2.654	2.654	0 %100
171	M96	X	-1.533	-1.533	0 %100
172	M96	Z	2.654	2.654	0 %100
173	M99	X	-1.933	-1.933	0 %100



Company :
 Designer :
 Job Number :
 Model Name : 469402-VZW_MT_LO_H

May 18, 2022
 9:08 AM
 Checked By: _____

Member Distributed Loads (BLC 60 : Structure Wi (210 Deg)) (Continued)

Member Label	Direction	Start Magnitude[lb/ft,...	End Magnitude[lb/ft,F...	Start Location[ft,%]	End Location[ft,%]
174	M99	Z	3.348	3.348	0 %100
175	M100	X	-1.927	-1.927	0 %100
176	M100	Z	3.338	3.338	0 %100
177	M101	X	-1.927	-1.927	0 %100
178	M101	Z	3.338	3.338	0 %100
179	M102	X	-.717	-.717	0 %100
180	M102	Z	1.242	1.242	0 %100
181	M103	X	-.717	-.717	0 %100
182	M103	Z	1.242	1.242	0 %100
183	M104	X	-1.032	-1.032	0 %100
184	M104	Z	1.787	1.787	0 %100
185	M105	X	-1.032	-1.032	0 %100
186	M105	Z	1.787	1.787	0 %100
187	M106	X	-1.032	-1.032	0 %100
188	M106	Z	1.787	1.787	0 %100
189	M107	X	-1.032	-1.032	0 %100
190	M107	Z	1.787	1.787	0 %100
191	M108	X	-1.408	-1.408	0 %100
192	M108	Z	2.438	2.438	0 %100
193	M109	X	-1.408	-1.408	0 %100
194	M109	Z	2.438	2.438	0 %100
195	M110	X	-1.032	-1.032	0 %100
196	M110	Z	1.787	1.787	0 %100
197	M111	X	-1.032	-1.032	0 %100
198	M111	Z	1.787	1.787	0 %100
199	M112	X	-1.408	-1.408	0 %100
200	M112	Z	2.438	2.438	0 %100
201	M113	X	-1.533	-1.533	0 %100
202	M113	Z	2.654	2.654	0 %100
203	M114	X	-1.533	-1.533	0 %100
204	M114	Z	2.654	2.654	0 %100
205	M115	X	-1.64	-1.64	0 %100
206	M115	Z	2.84	2.84	0 %100
207	M117	X	-1.64	-1.64	0 %100
208	M117	Z	2.84	2.84	0 %100
209	M119	X	0	0	0 %100
210	M119	Z	0	0	0 %100
211	M121	X	0	0	0 %100
212	M121	Z	0	0	0 %100
213	M123	X	-1.64	-1.64	0 %100
214	M123	Z	2.84	2.84	0 %100
215	M125	X	-1.64	-1.64	0 %100
216	M125	Z	2.84	2.84	0 %100
217	M127	X	-.39	-.39	0 %100
218	M127	Z	.675	.675	0 %100
219	M128	X	-2.362	-2.362	0 %100
220	M128	Z	4.091	4.091	0 %100
221	M129	X	-.833	-.833	0 %100
222	M129	Z	1.443	1.443	0 %100
223	MP5A	X	-1.933	-1.933	0 %100
224	MP5A	Z	3.348	3.348	0 %100
225	MP1A	X	-1.933	-1.933	0 %100
226	MP1A	Z	3.348	3.348	0 %100
227	MP4A	X	-1.934	-1.934	0 %100
228	MP4A	Z	3.35	3.35	0 %100
229	MP2A	X	-1.934	-1.934	0 %100
230	MP2A	Z	3.35	3.35	0 %100



Company :
 Designer :
 Job Number :
 Model Name : 469402-VZW_MT_LO_H

May 18, 2022
 9:08 AM
 Checked By: _____

Member Distributed Loads (BLC 60 : Structure Wi (210 Deg)) (Continued)

	Member Label	Direction	Start Magnitude[lb/ft,...	End Magnitude[lb/ft,F...	Start Location[ft, %]	End Location[ft, %]
231	MP3A	X	-1.933	-1.933	0	%100
232	MP3A	Z	3.348	3.348	0	%100
233	MP5C	X	-1.933	-1.933	0	%100
234	MP5C	Z	3.348	3.348	0	%100
235	MP1C	X	-1.933	-1.933	0	%100
236	MP1C	Z	3.348	3.348	0	%100
237	MP4C	X	-1.934	-1.934	0	%100
238	MP4C	Z	3.35	3.35	0	%100
239	MP2C	X	-1.934	-1.934	0	%100
240	MP2C	Z	3.35	3.35	0	%100
241	MP3C	X	-1.933	-1.933	0	%100
242	MP3C	Z	3.348	3.348	0	%100
243	MP5B	X	-1.933	-1.933	0	%100
244	MP5B	Z	3.348	3.348	0	%100
245	MP1B	X	-1.933	-1.933	0	%100
246	MP1B	Z	3.348	3.348	0	%100
247	MP4B	X	-1.934	-1.934	0	%100
248	MP4B	Z	3.35	3.35	0	%100
249	MP2B	X	-1.934	-1.934	0	%100
250	MP2B	Z	3.35	3.35	0	%100
251	MP3B	X	-1.933	-1.933	0	%100
252	MP3B	Z	3.348	3.348	0	%100

Member Distributed Loads (BLC 61 : Structure Wi (240 Deg))

	Member Label	Direction	Start Magnitude[lb/ft,...	End Magnitude[lb/ft,F...	Start Location[ft, %]	End Location[ft, %]
1	M1	X	-.925	-.925	0	%100
2	M1	Z	.534	.534	0	%100
3	M2	X	-.925	-.925	0	%100
4	M2	Z	.534	.534	0	%100
5	M5	X	-3.348	-3.348	0	%100
6	M5	Z	1.933	1.933	0	%100
7	M6	X	-2.33	-2.33	0	%100
8	M6	Z	1.345	1.345	0	%100
9	M7	X	-2.33	-2.33	0	%100
10	M7	Z	1.345	1.345	0	%100
11	M8	X	-.867	-.867	0	%100
12	M8	Z	.5	.5	0	%100
13	M9	X	-.867	-.867	0	%100
14	M9	Z	.5	.5	0	%100
15	M10	X	-2.869	-2.869	0	%100
16	M10	Z	1.656	1.656	0	%100
17	M11	X	-2.869	-2.869	0	%100
18	M11	Z	1.656	1.656	0	%100
19	M12	X	-2.869	-2.869	0	%100
20	M12	Z	1.656	1.656	0	%100
21	M13	X	-2.869	-2.869	0	%100
22	M13	Z	1.656	1.656	0	%100
23	M14	X	-2.438	-2.438	0	%100
24	M14	Z	1.408	1.408	0	%100
25	M15	X	-2.438	-2.438	0	%100
26	M15	Z	1.408	1.408	0	%100
27	M16	X	-2.869	-2.869	0	%100
28	M16	Z	1.656	1.656	0	%100
29	M17	X	-2.869	-2.869	0	%100
30	M17	Z	1.656	1.656	0	%100
31	M18	X	-2.438	-2.438	0	%100



Company :
 Designer :
 Job Number :
 Model Name : 469402-VZW_MT_LO_H

May 18, 2022
 9:08 AM
 Checked By: _____

Member Distributed Loads (BLC 61 : Structure Wi (240 Deg)) (Continued)

Member Label	Direction	Start Magnitude[lb/ft,...	End Magnitude[lb/ft,F...	Start Location[ft, %]	End Location[ft, %]
32	M18	Z	1.408	1.408	0 %100
33	M19	X	-2.329	-2.329	0 %100
34	M19	Z	1.345	1.345	0 %100
35	M20	X	-2.329	-2.329	0 %100
36	M20	Z	1.345	1.345	0 %100
37	M23	X	-3.348	-3.348	0 %100
38	M23	Z	1.933	1.933	0 %100
39	M24	X	-2.683	-2.683	0 %100
40	M24	Z	1.549	1.549	0 %100
41	M25	X	-2.683	-2.683	0 %100
42	M25	Z	1.549	1.549	0 %100
43	M26	X	-.998	-.998	0 %100
44	M26	Z	.576	.576	0 %100
45	M27	X	-.998	-.998	0 %100
46	M27	Z	.576	.576	0 %100
47	M28	X	-2.869	-2.869	0 %100
48	M28	Z	1.656	1.656	0 %100
49	M29	X	-2.869	-2.869	0 %100
50	M29	Z	1.656	1.656	0 %100
51	M30	X	-2.869	-2.869	0 %100
52	M30	Z	1.656	1.656	0 %100
53	M31	X	-2.869	-2.869	0 %100
54	M31	Z	1.656	1.656	0 %100
55	M32	X	-2.438	-2.438	0 %100
56	M32	Z	1.408	1.408	0 %100
57	M33	X	-2.438	-2.438	0 %100
58	M33	Z	1.408	1.408	0 %100
59	M34	X	-2.869	-2.869	0 %100
60	M34	Z	1.656	1.656	0 %100
61	M35	X	-2.869	-2.869	0 %100
62	M35	Z	1.656	1.656	0 %100
63	M36	X	-2.438	-2.438	0 %100
64	M36	Z	1.408	1.408	0 %100
65	M37	X	-2.443	-2.443	0 %100
66	M37	Z	1.41	1.41	0 %100
67	M38	X	-2.443	-2.443	0 %100
68	M38	Z	1.41	1.41	0 %100
69	M39	X	-3.701	-3.701	0 %100
70	M39	Z	2.137	2.137	0 %100
71	M40	X	-3.701	-3.701	0 %100
72	M40	Z	2.137	2.137	0 %100
73	M43	X	-3.348	-3.348	0 %100
74	M43	Z	1.933	1.933	0 %100
75	M44	X	-.012	-.012	0 %100
76	M44	Z	.007	.007	0 %100
77	M45	X	-.012	-.012	0 %100
78	M45	Z	.007	.007	0 %100
79	M46	X	-.005	-.005	0 %100
80	M46	Z	.003	.003	0 %100
81	M47	X	-.005	-.005	0 %100
82	M47	Z	.003	.003	0 %100
83	M48	X	-2.869	-2.869	0 %100
84	M48	Z	1.656	1.656	0 %100
85	M49	X	-2.869	-2.869	0 %100
86	M49	Z	1.656	1.656	0 %100
87	M50	X	-2.869	-2.869	0 %100
88	M50	Z	1.656	1.656	0 %100



Company :
 Designer :
 Job Number :
 Model Name : 469402-VZW_MT_LO_H

May 18, 2022
 9:08 AM
 Checked By: _____

Member Distributed Loads (BLC 61 : Structure Wi (240 Deg)) (Continued)

Member Label	Direction	Start Magnitude[lb/ft,...	End Magnitude[lb/ft,F...	Start Location[ft, %]	End Location[ft, %]
89	M51	X	-2.869	-2.869	0 %100
90	M51	Z	1.656	1.656	0 %100
91	M52	X	-2.438	-2.438	0 %100
92	M52	Z	1.408	1.408	0 %100
93	M53	X	-2.438	-2.438	0 %100
94	M53	Z	1.408	1.408	0 %100
95	M54	X	-2.869	-2.869	0 %100
96	M54	Z	1.656	1.656	0 %100
97	M55	X	-2.869	-2.869	0 %100
98	M55	Z	1.656	1.656	0 %100
99	M56	X	-2.438	-2.438	0 %100
100	M56	Z	1.408	1.408	0 %100
101	M57	X	-1.58	-1.58	0 %100
102	M57	Z	.912	.912	0 %100
103	M58	X	-1.58	-1.58	0 %100
104	M58	Z	.912	.912	0 %100
105	M61	X	-3.348	-3.348	0 %100
106	M61	Z	1.933	1.933	0 %100
107	M62	X	-.012	-.012	0 %100
108	M62	Z	.007	.007	0 %100
109	M63	X	-.012	-.012	0 %100
110	M63	Z	.007	.007	0 %100
111	M64	X	-.005	-.005	0 %100
112	M64	Z	.003	.003	0 %100
113	M65	X	-.005	-.005	0 %100
114	M65	Z	.003	.003	0 %100
115	M66	X	-2.869	-2.869	0 %100
116	M66	Z	1.656	1.656	0 %100
117	M67	X	-2.869	-2.869	0 %100
118	M67	Z	1.656	1.656	0 %100
119	M68	X	-2.869	-2.869	0 %100
120	M68	Z	1.656	1.656	0 %100
121	M69	X	-2.869	-2.869	0 %100
122	M69	Z	1.656	1.656	0 %100
123	M70	X	-2.438	-2.438	0 %100
124	M70	Z	1.408	1.408	0 %100
125	M71	X	-2.438	-2.438	0 %100
126	M71	Z	1.408	1.408	0 %100
127	M72	X	-2.869	-2.869	0 %100
128	M72	Z	1.656	1.656	0 %100
129	M73	X	-2.869	-2.869	0 %100
130	M73	Z	1.656	1.656	0 %100
131	M74	X	-2.438	-2.438	0 %100
132	M74	Z	1.408	1.408	0 %100
133	M75	X	-1.58	-1.58	0 %100
134	M75	Z	.912	.912	0 %100
135	M76	X	-1.58	-1.58	0 %100
136	M76	Z	.912	.912	0 %100
137	M77	X	-.925	-.925	0 %100
138	M77	Z	.534	.534	0 %100
139	M78	X	-.925	-.925	0 %100
140	M78	Z	.534	.534	0 %100
141	M81	X	-3.348	-3.348	0 %100
142	M81	Z	1.933	1.933	0 %100
143	M82	X	-2.683	-2.683	0 %100
144	M82	Z	1.549	1.549	0 %100
145	M83	X	-2.683	-2.683	0 %100



Company :
Designer :
Job Number :
Model Name : 469402-VZW_MT_LO_H

May 18, 2022
9:08 AM
Checked By: _____

Member Distributed Loads (BLC 61 : Structure Wi (240 Deg)) (Continued)

Member Label	Direction	Start Magnitude[lb/ft....	End Magnitude[lb/ft,F...	Start Location[ft,%]	End Location[ft,%]
146	M83	Z	1.549	1.549	0 %100
147	M84	X	-.998	-.998	0 %100
148	M84	Z	.576	.576	0 %100
149	M85	X	-.998	-.998	0 %100
150	M85	Z	.576	.576	0 %100
151	M86	X	-2.869	-2.869	0 %100
152	M86	Z	1.656	1.656	0 %100
153	M87	X	-2.869	-2.869	0 %100
154	M87	Z	1.656	1.656	0 %100
155	M88	X	-2.869	-2.869	0 %100
156	M88	Z	1.656	1.656	0 %100
157	M89	X	-2.869	-2.869	0 %100
158	M89	Z	1.656	1.656	0 %100
159	M90	X	-2.438	-2.438	0 %100
160	M90	Z	1.408	1.408	0 %100
161	M91	X	-2.438	-2.438	0 %100
162	M91	Z	1.408	1.408	0 %100
163	M92	X	-2.869	-2.869	0 %100
164	M92	Z	1.656	1.656	0 %100
165	M93	X	-2.869	-2.869	0 %100
166	M93	Z	1.656	1.656	0 %100
167	M94	X	-2.438	-2.438	0 %100
168	M94	Z	1.408	1.408	0 %100
169	M95	X	-2.443	-2.443	0 %100
170	M95	Z	1.41	1.41	0 %100
171	M96	X	-2.443	-2.443	0 %100
172	M96	Z	1.41	1.41	0 %100
173	M99	X	-3.348	-3.348	0 %100
174	M99	Z	1.933	1.933	0 %100
175	M100	X	-2.33	-2.33	0 %100
176	M100	Z	1.345	1.345	0 %100
177	M101	X	-2.33	-2.33	0 %100
178	M101	Z	1.345	1.345	0 %100
179	M102	X	-.867	-.867	0 %100
180	M102	Z	.5	.5	0 %100
181	M103	X	-.867	-.867	0 %100
182	M103	Z	.5	.5	0 %100
183	M104	X	-2.869	-2.869	0 %100
184	M104	Z	1.656	1.656	0 %100
185	M105	X	-2.869	-2.869	0 %100
186	M105	Z	1.656	1.656	0 %100
187	M106	X	-2.869	-2.869	0 %100
188	M106	Z	1.656	1.656	0 %100
189	M107	X	-2.869	-2.869	0 %100
190	M107	Z	1.656	1.656	0 %100
191	M108	X	-2.438	-2.438	0 %100
192	M108	Z	1.408	1.408	0 %100
193	M109	X	-2.438	-2.438	0 %100
194	M109	Z	1.408	1.408	0 %100
195	M110	X	-2.869	-2.869	0 %100
196	M110	Z	1.656	1.656	0 %100
197	M111	X	-2.869	-2.869	0 %100
198	M111	Z	1.656	1.656	0 %100
199	M112	X	-2.438	-2.438	0 %100
200	M112	Z	1.408	1.408	0 %100
201	M113	X	-2.329	-2.329	0 %100
202	M113	Z	1.345	1.345	0 %100



Company :
 Designer :
 Job Number :
 Model Name : 469402-VZW_MT_LO_H

May 18, 2022
 9:08 AM
 Checked By: _____

Member Distributed Loads (BLC 61 : Structure Wi (240 Deg)) (Continued)

	Member Label	Direction	Start Magnitude[lb/ft,...	End Magnitude[lb/ft,F...	Start Location[ft, %]	End Location[ft, %]
203	M114	X	-2.329	-2.329	0	%100
204	M114	Z	1.345	1.345	0	%100
205	M115	X	-3.786	-3.786	0	%100
206	M115	Z	2.186	2.186	0	%100
207	M117	X	-3.786	-3.786	0	%100
208	M117	Z	2.186	2.186	0	%100
209	M119	X	-.947	-.947	0	%100
210	M119	Z	.547	.547	0	%100
211	M121	X	-.947	-.947	0	%100
212	M121	Z	.547	.547	0	%100
213	M123	X	-.947	-.947	0	%100
214	M123	Z	.547	.547	0	%100
215	M125	X	-.947	-.947	0	%100
216	M125	Z	.547	.547	0	%100
217	M127	X	-.048	-.048	0	%100
218	M127	Z	.028	.028	0	%100
219	M128	X	-2.696	-2.696	0	%100
220	M128	Z	1.557	1.557	0	%100
221	M129	X	-3.464	-3.464	0	%100
222	M129	Z	2	2	0	%100
223	MP5A	X	-3.348	-3.348	0	%100
224	MP5A	Z	1.933	1.933	0	%100
225	MP1A	X	-3.348	-3.348	0	%100
226	MP1A	Z	1.933	1.933	0	%100
227	MP4A	X	-3.35	-3.35	0	%100
228	MP4A	Z	1.934	1.934	0	%100
229	MP2A	X	-3.35	-3.35	0	%100
230	MP2A	Z	1.934	1.934	0	%100
231	MP3A	X	-3.348	-3.348	0	%100
232	MP3A	Z	1.933	1.933	0	%100
233	MP5C	X	-3.348	-3.348	0	%100
234	MP5C	Z	1.933	1.933	0	%100
235	MP1C	X	-3.348	-3.348	0	%100
236	MP1C	Z	1.933	1.933	0	%100
237	MP4C	X	-3.35	-3.35	0	%100
238	MP4C	Z	1.934	1.934	0	%100
239	MP2C	X	-3.35	-3.35	0	%100
240	MP2C	Z	1.934	1.934	0	%100
241	MP3C	X	-3.348	-3.348	0	%100
242	MP3C	Z	1.933	1.933	0	%100
243	MP5B	X	-3.348	-3.348	0	%100
244	MP5B	Z	1.933	1.933	0	%100
245	MP1B	X	-3.348	-3.348	0	%100
246	MP1B	Z	1.933	1.933	0	%100
247	MP4B	X	-3.35	-3.35	0	%100
248	MP4B	Z	1.934	1.934	0	%100
249	MP2B	X	-3.35	-3.35	0	%100
250	MP2B	Z	1.934	1.934	0	%100
251	MP3B	X	-3.348	-3.348	0	%100
252	MP3B	Z	1.933	1.933	0	%100

Member Distributed Loads (BLC 62 : Structure Wi (270 Deg))

	Member Label	Direction	Start Magnitude[lb/ft,...	End Magnitude[lb/ft,F...	Start Location[ft, %]	End Location[ft, %]
1	M1	X	0	0	0	%100
2	M1	Z	0	0	0	%100
3	M2	X	0	0	0	%100



Company :
Designer :
Job Number :
Model Name : 469402-VZW_MT_LO_H

May 18, 2022
9:08 AM
Checked By: _____

Member Distributed Loads (BLC 62 : Structure Wi (270 Deg)) (Continued)

Member Label	Direction	Start Magnitude[lb/ft,...	End Magnitude[lb/ft,F...	Start Location[ft, %]	End Location[ft, %]
4	M2	Z	0	0	%100
5	M5	X	-3.866	-3.866	0
6	M5	Z	0	0	%100
7	M6	X	-3.854	-3.854	0
8	M6	Z	0	0	%100
9	M7	X	-3.854	-3.854	0
10	M7	Z	0	0	%100
11	M8	X	-1.434	-1.434	0
12	M8	Z	0	0	%100
13	M9	X	-1.434	-1.434	0
14	M9	Z	0	0	%100
15	M10	X	-3.938	-3.938	0
16	M10	Z	0	0	%100
17	M11	X	-3.938	-3.938	0
18	M11	Z	0	0	%100
19	M12	X	-3.938	-3.938	0
20	M12	Z	0	0	%100
21	M13	X	-3.938	-3.938	0
22	M13	Z	0	0	%100
23	M14	X	-2.816	-2.816	0
24	M14	Z	0	0	%100
25	M15	X	-2.816	-2.816	0
26	M15	Z	0	0	%100
27	M16	X	-3.938	-3.938	0
28	M16	Z	0	0	%100
29	M17	X	-3.938	-3.938	0
30	M17	Z	0	0	%100
31	M18	X	-2.816	-2.816	0
32	M18	Z	0	0	%100
33	M19	X	-3.065	-3.065	0
34	M19	Z	0	0	%100
35	M20	X	-3.065	-3.065	0
36	M20	Z	0	0	%100
37	M23	X	-3.866	-3.866	0
38	M23	Z	0	0	%100
39	M24	X	-3.854	-3.854	0
40	M24	Z	0	0	%100
41	M25	X	-3.854	-3.854	0
42	M25	Z	0	0	%100
43	M26	X	-1.434	-1.434	0
44	M26	Z	0	0	%100
45	M27	X	-1.434	-1.434	0
46	M27	Z	0	0	%100
47	M28	X	-3.938	-3.938	0
48	M28	Z	0	0	%100
49	M29	X	-3.938	-3.938	0
50	M29	Z	0	0	%100
51	M30	X	-3.938	-3.938	0
52	M30	Z	0	0	%100
53	M31	X	-3.938	-3.938	0
54	M31	Z	0	0	%100
55	M32	X	-2.816	-2.816	0
56	M32	Z	0	0	%100
57	M33	X	-2.816	-2.816	0
58	M33	Z	0	0	%100
59	M34	X	-3.938	-3.938	0
60	M34	Z	0	0	%100



Company :
 Designer :
 Job Number :
 Model Name : 469402-VZW_MT_LO_H

May 18, 2022
 9:08 AM
 Checked By: _____

Member Distributed Loads (BLC 62 : Structure Wi (270 Deg)) (Continued)

Member Label	Direction	Start Magnitude[lb/ft,...	End Magnitude[lb/ft,F...	Start Location[ft, %]	End Location[ft, %]
61	M35	X	-3.938	-3.938	0 %100
62	M35	Z	0	0	0 %100
63	M36	X	-2.816	-2.816	0 %100
64	M36	Z	0	0	0 %100
65	M37	X	-3.065	-3.065	0 %100
66	M37	Z	0	0	0 %100
67	M38	X	-3.065	-3.065	0 %100
68	M38	Z	0	0	0 %100
69	M39	X	-3.205	-3.205	0 %100
70	M39	Z	0	0	0 %100
71	M40	X	-3.205	-3.205	0 %100
72	M40	Z	0	0	0 %100
73	M43	X	-3.866	-3.866	0 %100
74	M43	Z	0	0	0 %100
75	M44	X	-.77	-.77	0 %100
76	M44	Z	0	0	0 %100
77	M45	X	-.77	-.77	0 %100
78	M45	Z	0	0	0 %100
79	M46	X	-.287	-.287	0 %100
80	M46	Z	0	0	0 %100
81	M47	X	-.287	-.287	0 %100
82	M47	Z	0	0	0 %100
83	M48	X	-3.938	-3.938	0 %100
84	M48	Z	0	0	0 %100
85	M49	X	-3.938	-3.938	0 %100
86	M49	Z	0	0	0 %100
87	M50	X	-3.938	-3.938	0 %100
88	M50	Z	0	0	0 %100
89	M51	X	-3.938	-3.938	0 %100
90	M51	Z	0	0	0 %100
91	M52	X	-2.816	-2.816	0 %100
92	M52	Z	0	0	0 %100
93	M53	X	-2.816	-2.816	0 %100
94	M53	Z	0	0	0 %100
95	M54	X	-3.938	-3.938	0 %100
96	M54	Z	0	0	0 %100
97	M55	X	-3.938	-3.938	0 %100
98	M55	Z	0	0	0 %100
99	M56	X	-2.816	-2.816	0 %100
100	M56	Z	0	0	0 %100
101	M57	X	-2.069	-2.069	0 %100
102	M57	Z	0	0	0 %100
103	M58	X	-2.069	-2.069	0 %100
104	M58	Z	0	0	0 %100
105	M61	X	-3.866	-3.866	0 %100
106	M61	Z	0	0	0 %100
107	M62	X	-1.179	-1.179	0 %100
108	M62	Z	0	0	0 %100
109	M63	X	-1.179	-1.179	0 %100
110	M63	Z	0	0	0 %100
111	M64	X	-.438	-.438	0 %100
112	M64	Z	0	0	0 %100
113	M65	X	-.438	-.438	0 %100
114	M65	Z	0	0	0 %100
115	M66	X	-3.938	-3.938	0 %100
116	M66	Z	0	0	0 %100
117	M67	X	-3.938	-3.938	0 %100

Member Distributed Loads (BLC 62 : Structure Wi (270 Deg)) (Continued)

Member Label	Direction	Start Magnitude[lb/ft,...	End Magnitude[lb/ft,F...	Start Location[ft, %]	End Location[ft, %]
175	M100	X	-0.77	-0.77	0 %100
176	M100	Z	0	0	0 %100
177	M101	X	-0.77	-0.77	0 %100
178	M101	Z	0	0	0 %100
179	M102	X	-0.287	-0.287	0 %100
180	M102	Z	0	0	0 %100
181	M103	X	-0.287	-0.287	0 %100
182	M103	Z	0	0	0 %100
183	M104	X	-3.938	-3.938	0 %100
184	M104	Z	0	0	0 %100
185	M105	X	-3.938	-3.938	0 %100
186	M105	Z	0	0	0 %100
187	M106	X	-3.938	-3.938	0 %100
188	M106	Z	0	0	0 %100
189	M107	X	-3.938	-3.938	0 %100
190	M107	Z	0	0	0 %100
191	M108	X	-2.816	-2.816	0 %100
192	M108	Z	0	0	0 %100
193	M109	X	-2.816	-2.816	0 %100
194	M109	Z	0	0	0 %100
195	M110	X	-3.938	-3.938	0 %100
196	M110	Z	0	0	0 %100
197	M111	X	-3.938	-3.938	0 %100
198	M111	Z	0	0	0 %100
199	M112	X	-2.816	-2.816	0 %100
200	M112	Z	0	0	0 %100
201	M113	X	-2.069	-2.069	0 %100
202	M113	Z	0	0	0 %100
203	M114	X	-2.069	-2.069	0 %100
204	M114	Z	0	0	0 %100
205	M115	X	-3.279	-3.279	0 %100
206	M115	Z	0	0	0 %100
207	M117	X	-3.279	-3.279	0 %100
208	M117	Z	0	0	0 %100
209	M119	X	-3.279	-3.279	0 %100
210	M119	Z	0	0	0 %100
211	M121	X	-3.279	-3.279	0 %100
212	M121	Z	0	0	0 %100
213	M123	X	0	0	0 %100
214	M123	Z	0	0	0 %100
215	M125	X	0	0	0 %100
216	M125	Z	0	0	0 %100
217	M127	X	-1.666	-1.666	0 %100
218	M127	Z	0	0	0 %100
219	M128	X	-0.779	-0.779	0 %100
220	M128	Z	0	0	0 %100
221	M129	X	-4.723	-4.723	0 %100
222	M129	Z	0	0	0 %100
223	MP5A	X	-3.866	-3.866	0 %100
224	MP5A	Z	0	0	0 %100
225	MP1A	X	-3.866	-3.866	0 %100
226	MP1A	Z	0	0	0 %100
227	MP4A	X	-3.869	-3.869	0 %100
228	MP4A	Z	0	0	0 %100
229	MP2A	X	-3.869	-3.869	0 %100
230	MP2A	Z	0	0	0 %100
231	MP3A	X	-3.866	-3.866	0 %100



Company :
 Designer :
 Job Number :
 Model Name : 469402-VZW_MT_LO_H

May 18, 2022
 9:08 AM
 Checked By: _____

Member Distributed Loads (BLC 62 : Structure Wi (270 Deg)) (Continued)

	Member Label	Direction	Start Magnitude[lb/ft,...	End Magnitude[lb/ft,F...	Start Location[ft, %]	End Location[ft, %]
232	MP3A	Z	0	0	0	%100
233	MP5C	X	-3.866	-3.866	0	%100
234	MP5C	Z	0	0	0	%100
235	MP1C	X	-3.866	-3.866	0	%100
236	MP1C	Z	0	0	0	%100
237	MP4C	X	-3.869	-3.869	0	%100
238	MP4C	Z	0	0	0	%100
239	MP2C	X	-3.869	-3.869	0	%100
240	MP2C	Z	0	0	0	%100
241	MP3C	X	-3.866	-3.866	0	%100
242	MP3C	Z	0	0	0	%100
243	MP5B	X	-3.866	-3.866	0	%100
244	MP5B	Z	0	0	0	%100
245	MP1B	X	-3.866	-3.866	0	%100
246	MP1B	Z	0	0	0	%100
247	MP4B	X	-3.869	-3.869	0	%100
248	MP4B	Z	0	0	0	%100
249	MP2B	X	-3.869	-3.869	0	%100
250	MP2B	Z	0	0	0	%100
251	MP3B	X	-3.866	-3.866	0	%100
252	MP3B	Z	0	0	0	%100

Member Distributed Loads (BLC 63 : Structure Wi (300 Deg))

	Member Label	Direction	Start Magnitude[lb/ft,...	End Magnitude[lb/ft,F...	Start Location[ft, %]	End Location[ft, %]
1	M1	X	-0.925	-0.925	0	%100
2	M1	Z	-0.534	-0.534	0	%100
3	M2	X	-0.925	-0.925	0	%100
4	M2	Z	-0.534	-0.534	0	%100
5	M5	X	-3.348	-3.348	0	%100
6	M5	Z	-1.933	-1.933	0	%100
7	M6	X	-2.683	-2.683	0	%100
8	M6	Z	-1.549	-1.549	0	%100
9	M7	X	-2.683	-2.683	0	%100
10	M7	Z	-1.549	-1.549	0	%100
11	M8	X	-0.998	-0.998	0	%100
12	M8	Z	-0.576	-0.576	0	%100
13	M9	X	-0.998	-0.998	0	%100
14	M9	Z	-0.576	-0.576	0	%100
15	M10	X	-2.869	-2.869	0	%100
16	M10	Z	-1.656	-1.656	0	%100
17	M11	X	-2.869	-2.869	0	%100
18	M11	Z	-1.656	-1.656	0	%100
19	M12	X	-2.869	-2.869	0	%100
20	M12	Z	-1.656	-1.656	0	%100
21	M13	X	-2.869	-2.869	0	%100
22	M13	Z	-1.656	-1.656	0	%100
23	M14	X	-2.438	-2.438	0	%100
24	M14	Z	-1.408	-1.408	0	%100
25	M15	X	-2.438	-2.438	0	%100
26	M15	Z	-1.408	-1.408	0	%100
27	M16	X	-2.869	-2.869	0	%100
28	M16	Z	-1.656	-1.656	0	%100
29	M17	X	-2.869	-2.869	0	%100
30	M17	Z	-1.656	-1.656	0	%100
31	M18	X	-2.438	-2.438	0	%100
32	M18	Z	-1.408	-1.408	0	%100



Company :
 Designer :
 Job Number :
 Model Name : 469402-VZW_MT_LO_H

May 18, 2022
 9:08 AM
 Checked By: _____

Member Distributed Loads (BLC 63 : Structure Wi (300 Deg)) (Continued)

Member Label	Direction	Start Magnitude[lb/ft,...	End Magnitude[lb/ft,F...	Start Location[ft,%]	End Location[ft, %]
33	M19	X	-2.443	-2.443	0 %100
34	M19	Z	-1.41	-1.41	0 %100
35	M20	X	-2.443	-2.443	0 %100
36	M20	Z	-1.41	-1.41	0 %100
37	M23	X	-3.348	-3.348	0 %100
38	M23	Z	-1.933	-1.933	0 %100
39	M24	X	-2.33	-2.33	0 %100
40	M24	Z	-1.345	-1.345	0 %100
41	M25	X	-2.33	-2.33	0 %100
42	M25	Z	-1.345	-1.345	0 %100
43	M26	X	-0.867	-0.867	0 %100
44	M26	Z	-0.5	-0.5	0 %100
45	M27	X	-0.867	-0.867	0 %100
46	M27	Z	-0.5	-0.5	0 %100
47	M28	X	-2.869	-2.869	0 %100
48	M28	Z	-1.656	-1.656	0 %100
49	M29	X	-2.869	-2.869	0 %100
50	M29	Z	-1.656	-1.656	0 %100
51	M30	X	-2.869	-2.869	0 %100
52	M30	Z	-1.656	-1.656	0 %100
53	M31	X	-2.869	-2.869	0 %100
54	M31	Z	-1.656	-1.656	0 %100
55	M32	X	-2.438	-2.438	0 %100
56	M32	Z	-1.408	-1.408	0 %100
57	M33	X	-2.438	-2.438	0 %100
58	M33	Z	-1.408	-1.408	0 %100
59	M34	X	-2.869	-2.869	0 %100
60	M34	Z	-1.656	-1.656	0 %100
61	M35	X	-2.869	-2.869	0 %100
62	M35	Z	-1.656	-1.656	0 %100
63	M36	X	-2.438	-2.438	0 %100
64	M36	Z	-1.408	-1.408	0 %100
65	M37	X	-2.329	-2.329	0 %100
66	M37	Z	-1.345	-1.345	0 %100
67	M38	X	-2.329	-2.329	0 %100
68	M38	Z	-1.345	-1.345	0 %100
69	M39	X	-0.925	-0.925	0 %100
70	M39	Z	-0.534	-0.534	0 %100
71	M40	X	-0.925	-0.925	0 %100
72	M40	Z	-0.534	-0.534	0 %100
73	M43	X	-3.348	-3.348	0 %100
74	M43	Z	-1.933	-1.933	0 %100
75	M44	X	-2.33	-2.33	0 %100
76	M44	Z	-1.345	-1.345	0 %100
77	M45	X	-2.33	-2.33	0 %100
78	M45	Z	-1.345	-1.345	0 %100
79	M46	X	-0.867	-0.867	0 %100
80	M46	Z	-0.5	-0.5	0 %100
81	M47	X	-0.867	-0.867	0 %100
82	M47	Z	-0.5	-0.5	0 %100
83	M48	X	-2.869	-2.869	0 %100
84	M48	Z	-1.656	-1.656	0 %100
85	M49	X	-2.869	-2.869	0 %100
86	M49	Z	-1.656	-1.656	0 %100
87	M50	X	-2.869	-2.869	0 %100
88	M50	Z	-1.656	-1.656	0 %100
89	M51	X	-2.869	-2.869	0 %100



Company :
 Designer :
 Job Number :
 Model Name : 469402-VZW_MT_LO_H

May 18, 2022
 9:08 AM
 Checked By: _____

Member Distributed Loads (BLC 63 : Structure Wi (300 Deg)) (Continued)

Member Label	Direction	Start Magnitude[lb/ft,...	End Magnitude[lb/ft,F...	Start Location[ft, %]	End Location[ft, %]
147	M84	X	-0.005	-0.005	0 %100
148	M84	Z	-0.003	-0.003	0 %100
149	M85	X	-0.005	-0.005	0 %100
150	M85	Z	-0.003	-0.003	0 %100
151	M86	X	-2.869	-2.869	0 %100
152	M86	Z	-1.656	-1.656	0 %100
153	M87	X	-2.869	-2.869	0 %100
154	M87	Z	-1.656	-1.656	0 %100
155	M88	X	-2.869	-2.869	0 %100
156	M88	Z	-1.656	-1.656	0 %100
157	M89	X	-2.869	-2.869	0 %100
158	M89	Z	-1.656	-1.656	0 %100
159	M90	X	-2.438	-2.438	0 %100
160	M90	Z	-1.408	-1.408	0 %100
161	M91	X	-2.438	-2.438	0 %100
162	M91	Z	-1.408	-1.408	0 %100
163	M92	X	-2.869	-2.869	0 %100
164	M92	Z	-1.656	-1.656	0 %100
165	M93	X	-2.869	-2.869	0 %100
166	M93	Z	-1.656	-1.656	0 %100
167	M94	X	-2.438	-2.438	0 %100
168	M94	Z	-1.408	-1.408	0 %100
169	M95	X	-1.58	-1.58	0 %100
170	M95	Z	-0.912	-0.912	0 %100
171	M96	X	-1.58	-1.58	0 %100
172	M96	Z	-0.912	-0.912	0 %100
173	M99	X	-3.348	-3.348	0 %100
174	M99	Z	-1.933	-1.933	0 %100
175	M100	X	-0.012	-0.012	0 %100
176	M100	Z	-0.007	-0.007	0 %100
177	M101	X	-0.012	-0.012	0 %100
178	M101	Z	-0.007	-0.007	0 %100
179	M102	X	-0.005	-0.005	0 %100
180	M102	Z	-0.003	-0.003	0 %100
181	M103	X	-0.005	-0.005	0 %100
182	M103	Z	-0.003	-0.003	0 %100
183	M104	X	-2.869	-2.869	0 %100
184	M104	Z	-1.656	-1.656	0 %100
185	M105	X	-2.869	-2.869	0 %100
186	M105	Z	-1.656	-1.656	0 %100
187	M106	X	-2.869	-2.869	0 %100
188	M106	Z	-1.656	-1.656	0 %100
189	M107	X	-2.869	-2.869	0 %100
190	M107	Z	-1.656	-1.656	0 %100
191	M108	X	-2.438	-2.438	0 %100
192	M108	Z	-1.408	-1.408	0 %100
193	M109	X	-2.438	-2.438	0 %100
194	M109	Z	-1.408	-1.408	0 %100
195	M110	X	-2.869	-2.869	0 %100
196	M110	Z	-1.656	-1.656	0 %100
197	M111	X	-2.869	-2.869	0 %100
198	M111	Z	-1.656	-1.656	0 %100
199	M112	X	-2.438	-2.438	0 %100
200	M112	Z	-1.408	-1.408	0 %100
201	M113	X	-1.58	-1.58	0 %100
202	M113	Z	-0.912	-0.912	0 %100
203	M114	X	-1.58	-1.58	0 %100

Member Distributed Loads (BLC 63 : Structure Wi (300 Deg)) (Continued)

Member Label	Direction	Start Magnitude[lb/ft,...	End Magnitude[lb/ft, F...	Start Location[ft, %]	End Location[ft, %]
204	M114	Z	-0.912	-0.912	0 %100
205	M115	X	-0.947	-0.947	0 %100
206	M115	Z	-0.547	-0.547	0 %100
207	M117	X	-0.947	-0.947	0 %100
208	M117	Z	-0.547	-0.547	0 %100
209	M119	X	-3.786	-3.786	0 %100
210	M119	Z	-2.186	-2.186	0 %100
211	M121	X	-3.786	-3.786	0 %100
212	M121	Z	-2.186	-2.186	0 %100
213	M123	X	-0.947	-0.947	0 %100
214	M123	Z	-0.547	-0.547	0 %100
215	M125	X	-0.947	-0.947	0 %100
216	M125	Z	-0.547	-0.547	0 %100
217	M127	X	-3.464	-3.464	0 %100
218	M127	Z	-2	-2	0 %100
219	M128	X	-0.048	-0.048	0 %100
220	M128	Z	-0.028	-0.028	0 %100
221	M129	X	-2.696	-2.696	0 %100
222	M129	Z	-1.557	-1.557	0 %100
223	MP5A	X	-3.348	-3.348	0 %100
224	MP5A	Z	-1.933	-1.933	0 %100
225	MP1A	X	-3.348	-3.348	0 %100
226	MP1A	Z	-1.933	-1.933	0 %100
227	MP4A	X	-3.35	-3.35	0 %100
228	MP4A	Z	-1.934	-1.934	0 %100
229	MP2A	X	-3.35	-3.35	0 %100
230	MP2A	Z	-1.934	-1.934	0 %100
231	MP3A	X	-3.348	-3.348	0 %100
232	MP3A	Z	-1.933	-1.933	0 %100
233	MP5C	X	-3.348	-3.348	0 %100
234	MP5C	Z	-1.933	-1.933	0 %100
235	MP1C	X	-3.348	-3.348	0 %100
236	MP1C	Z	-1.933	-1.933	0 %100
237	MP4C	X	-3.35	-3.35	0 %100
238	MP4C	Z	-1.934	-1.934	0 %100
239	MP2C	X	-3.35	-3.35	0 %100
240	MP2C	Z	-1.934	-1.934	0 %100
241	MP3C	X	-3.348	-3.348	0 %100
242	MP3C	Z	-1.933	-1.933	0 %100
243	MP5B	X	-3.348	-3.348	0 %100
244	MP5B	Z	-1.933	-1.933	0 %100
245	MP1B	X	-3.348	-3.348	0 %100
246	MP1B	Z	-1.933	-1.933	0 %100
247	MP4B	X	-3.35	-3.35	0 %100
248	MP4B	Z	-1.934	-1.934	0 %100
249	MP2B	X	-3.35	-3.35	0 %100
250	MP2B	Z	-1.934	-1.934	0 %100
251	MP3B	X	-3.348	-3.348	0 %100
252	MP3B	Z	-1.933	-1.933	0 %100

Member Distributed Loads (BLC 64 : Structure Wi (330 Deg))

Member Label	Direction	Start Magnitude[lb/ft,...	End Magnitude[lb/ft, F...	Start Location[ft, %]	End Location[ft, %]
1	M1	X	-1.602	-1.602	0 %100
2	M1	Z	-2.776	-2.776	0 %100
3	M2	X	-1.602	-1.602	0 %100
4	M2	Z	-2.776	-2.776	0 %100



Company :
 Designer :
 Job Number :
 Model Name : 469402-VZW_MT_LO_H

May 18, 2022
 9:08 AM
 Checked By: _____

Member Distributed Loads (BLC 64 : Structure Wi (330 Deg)) (Continued)

Member Label	Direction	Start Magnitude[lb/ft,...	End Magnitude[lb/ft,F...	Start Location[ft, %]	End Location[ft, %]
5	M5	X	-1.933	-1.933	0 %100
6	M5	Z	-3.348	-3.348	0 %100
7	M6	X	-.589	-.589	0 %100
8	M6	Z	-1.021	-1.021	0 %100
9	M7	X	-.589	-.589	0 %100
10	M7	Z	-1.021	-1.021	0 %100
11	M8	X	-.219	-.219	0 %100
12	M8	Z	-.38	-.38	0 %100
13	M9	X	-.219	-.219	0 %100
14	M9	Z	-.38	-.38	0 %100
15	M10	X	-1.032	-1.032	0 %100
16	M10	Z	-1.787	-1.787	0 %100
17	M11	X	-1.032	-1.032	0 %100
18	M11	Z	-1.787	-1.787	0 %100
19	M12	X	-1.032	-1.032	0 %100
20	M12	Z	-1.787	-1.787	0 %100
21	M13	X	-1.032	-1.032	0 %100
22	M13	Z	-1.787	-1.787	0 %100
23	M14	X	-1.408	-1.408	0 %100
24	M14	Z	-2.438	-2.438	0 %100
25	M15	X	-1.408	-1.408	0 %100
26	M15	Z	-2.438	-2.438	0 %100
27	M16	X	-1.032	-1.032	0 %100
28	M16	Z	-1.787	-1.787	0 %100
29	M17	X	-1.032	-1.032	0 %100
30	M17	Z	-1.787	-1.787	0 %100
31	M18	X	-1.408	-1.408	0 %100
32	M18	Z	-2.438	-2.438	0 %100
33	M19	X	-1.1	-1.1	0 %100
34	M19	Z	-1.906	-1.906	0 %100
35	M20	X	-1.1	-1.1	0 %100
36	M20	Z	-1.906	-1.906	0 %100
37	M23	X	-1.933	-1.933	0 %100
38	M23	Z	-3.348	-3.348	0 %100
39	M24	X	-.385	-.385	0 %100
40	M24	Z	-.667	-.667	0 %100
41	M25	X	-.385	-.385	0 %100
42	M25	Z	-.667	-.667	0 %100
43	M26	X	-.143	-.143	0 %100
44	M26	Z	-.248	-.248	0 %100
45	M27	X	-.143	-.143	0 %100
46	M27	Z	-.248	-.248	0 %100
47	M28	X	-1.032	-1.032	0 %100
48	M28	Z	-1.787	-1.787	0 %100
49	M29	X	-1.032	-1.032	0 %100
50	M29	Z	-1.787	-1.787	0 %100
51	M30	X	-1.032	-1.032	0 %100
52	M30	Z	-1.787	-1.787	0 %100
53	M31	X	-1.032	-1.032	0 %100
54	M31	Z	-1.787	-1.787	0 %100
55	M32	X	-1.408	-1.408	0 %100
56	M32	Z	-2.438	-2.438	0 %100
57	M33	X	-1.408	-1.408	0 %100
58	M33	Z	-2.438	-2.438	0 %100
59	M34	X	-1.032	-1.032	0 %100
60	M34	Z	-1.787	-1.787	0 %100
61	M35	X	-1.032	-1.032	0 %100



Company :
Designer :
Job Number :
Model Name : 469402-VZW_MT_LO_H

May 18, 2022
9:08 AM
Checked By: _____

Member Distributed Loads (BLC 64 : Structure Wi (330 Deg)) (Continued)

Member Label	Direction	Start Magnitude[lb/ft,...	End Magnitude[lb/ft,F...	Start Location[ft,%]	End Location[ft,%]	
62	M35	Z	-1.787	-1.787	0	%100
63	M36	X	-1.408	-1.408	0	%100
64	M36	Z	-2.438	-2.438	0	%100
65	M37	X	-1.034	-1.034	0	%100
66	M37	Z	-1.792	-1.792	0	%100
67	M38	X	-1.034	-1.034	0	%100
68	M38	Z	-1.792	-1.792	0	%100
69	M39	X	0	0	0	%100
70	M39	Z	0	0	0	%100
71	M40	X	0	0	0	%100
72	M40	Z	0	0	0	%100
73	M43	X	-1.933	-1.933	0	%100
74	M43	Z	-3.348	-3.348	0	%100
75	M44	X	-1.927	-1.927	0	%100
76	M44	Z	-3.338	-3.338	0	%100
77	M45	X	-1.927	-1.927	0	%100
78	M45	Z	-3.338	-3.338	0	%100
79	M46	X	-.717	-.717	0	%100
80	M46	Z	-1.242	-1.242	0	%100
81	M47	X	-.717	-.717	0	%100
82	M47	Z	-1.242	-1.242	0	%100
83	M48	X	-1.032	-1.032	0	%100
84	M48	Z	-1.787	-1.787	0	%100
85	M49	X	-1.032	-1.032	0	%100
86	M49	Z	-1.787	-1.787	0	%100
87	M50	X	-1.032	-1.032	0	%100
88	M50	Z	-1.787	-1.787	0	%100
89	M51	X	-1.032	-1.032	0	%100
90	M51	Z	-1.787	-1.787	0	%100
91	M52	X	-1.408	-1.408	0	%100
92	M52	Z	-2.438	-2.438	0	%100
93	M53	X	-1.408	-1.408	0	%100
94	M53	Z	-2.438	-2.438	0	%100
95	M54	X	-1.032	-1.032	0	%100
96	M54	Z	-1.787	-1.787	0	%100
97	M55	X	-1.032	-1.032	0	%100
98	M55	Z	-1.787	-1.787	0	%100
99	M56	X	-1.408	-1.408	0	%100
100	M56	Z	-2.438	-2.438	0	%100
101	M57	X	-1.533	-1.533	0	%100
102	M57	Z	-2.654	-2.654	0	%100
103	M58	X	-1.533	-1.533	0	%100
104	M58	Z	-2.654	-2.654	0	%100
105	M61	X	-1.933	-1.933	0	%100
106	M61	Z	-3.348	-3.348	0	%100
107	M62	X	-1.927	-1.927	0	%100
108	M62	Z	-3.338	-3.338	0	%100
109	M63	X	-1.927	-1.927	0	%100
110	M63	Z	-3.338	-3.338	0	%100
111	M64	X	-.717	-.717	0	%100
112	M64	Z	-1.242	-1.242	0	%100
113	M65	X	-.717	-.717	0	%100
114	M65	Z	-1.242	-1.242	0	%100
115	M66	X	-1.032	-1.032	0	%100
116	M66	Z	-1.787	-1.787	0	%100
117	M67	X	-1.032	-1.032	0	%100
118	M67	Z	-1.787	-1.787	0	%100



Company :
 Designer :
 Job Number :
 Model Name : 469402-VZW_MT_LO_H

May 18, 2022
 9:08 AM
 Checked By: _____

Member Distributed Loads (BLC 64 : Structure Wi (330 Deg)) (Continued)

Member Label	Direction	Start Magnitude[lb/ft,...	End Magnitude[lb/ft,F...	Start Location[ft, %]	End Location[ft, %]
119	M68	X	-1.032	-1.032	0 %100
120	M68	Z	-1.787	-1.787	0 %100
121	M69	X	-1.032	-1.032	0 %100
122	M69	Z	-1.787	-1.787	0 %100
123	M70	X	-1.408	-1.408	0 %100
124	M70	Z	-2.438	-2.438	0 %100
125	M71	X	-1.408	-1.408	0 %100
126	M71	Z	-2.438	-2.438	0 %100
127	M72	X	-1.032	-1.032	0 %100
128	M72	Z	-1.787	-1.787	0 %100
129	M73	X	-1.032	-1.032	0 %100
130	M73	Z	-1.787	-1.787	0 %100
131	M74	X	-1.408	-1.408	0 %100
132	M74	Z	-2.438	-2.438	0 %100
133	M75	X	-1.533	-1.533	0 %100
134	M75	Z	-2.654	-2.654	0 %100
135	M76	X	-1.533	-1.533	0 %100
136	M76	Z	-2.654	-2.654	0 %100
137	M77	X	-1.602	-1.602	0 %100
138	M77	Z	-2.776	-2.776	0 %100
139	M78	X	-1.602	-1.602	0 %100
140	M78	Z	-2.776	-2.776	0 %100
141	M81	X	-1.933	-1.933	0 %100
142	M81	Z	-3.348	-3.348	0 %100
143	M82	X	-.385	-.385	0 %100
144	M82	Z	-.667	-.667	0 %100
145	M83	X	-.385	-.385	0 %100
146	M83	Z	-.667	-.667	0 %100
147	M84	X	-.143	-.143	0 %100
148	M84	Z	-.248	-.248	0 %100
149	M85	X	-.143	-.143	0 %100
150	M85	Z	-.248	-.248	0 %100
151	M86	X	-1.032	-1.032	0 %100
152	M86	Z	-1.787	-1.787	0 %100
153	M87	X	-1.032	-1.032	0 %100
154	M87	Z	-1.787	-1.787	0 %100
155	M88	X	-1.032	-1.032	0 %100
156	M88	Z	-1.787	-1.787	0 %100
157	M89	X	-1.032	-1.032	0 %100
158	M89	Z	-1.787	-1.787	0 %100
159	M90	X	-1.408	-1.408	0 %100
160	M90	Z	-2.438	-2.438	0 %100
161	M91	X	-1.408	-1.408	0 %100
162	M91	Z	-2.438	-2.438	0 %100
163	M92	X	-1.032	-1.032	0 %100
164	M92	Z	-1.787	-1.787	0 %100
165	M93	X	-1.032	-1.032	0 %100
166	M93	Z	-1.787	-1.787	0 %100
167	M94	X	-1.408	-1.408	0 %100
168	M94	Z	-2.438	-2.438	0 %100
169	M95	X	-1.034	-1.034	0 %100
170	M95	Z	-1.792	-1.792	0 %100
171	M96	X	-1.034	-1.034	0 %100
172	M96	Z	-1.792	-1.792	0 %100
173	M99	X	-1.933	-1.933	0 %100
174	M99	Z	-3.348	-3.348	0 %100
175	M100	X	-.589	-.589	0 %100



Company :
 Designer :
 Job Number :
 Model Name : 469402-VZW_MT_LO_H

May 18, 2022
 9:08 AM
 Checked By: _____

Member Distributed Loads (BLC 64 : Structure Wi (330 Deg)) (Continued)

Member Label	Direction	Start Magnitude[lb/ft,...	End Magnitude[lb/ft,F...	Start Location[ft,%]	End Location[ft,%]
176	M100	Z	-1.021	-1.021	0 %100
177	M101	X	-0.589	-0.589	0 %100
178	M101	Z	-1.021	-1.021	0 %100
179	M102	X	-0.219	-0.219	0 %100
180	M102	Z	-0.38	-0.38	0 %100
181	M103	X	-0.219	-0.219	0 %100
182	M103	Z	-0.38	-0.38	0 %100
183	M104	X	-1.032	-1.032	0 %100
184	M104	Z	-1.787	-1.787	0 %100
185	M105	X	-1.032	-1.032	0 %100
186	M105	Z	-1.787	-1.787	0 %100
187	M106	X	-1.032	-1.032	0 %100
188	M106	Z	-1.787	-1.787	0 %100
189	M107	X	-1.032	-1.032	0 %100
190	M107	Z	-1.787	-1.787	0 %100
191	M108	X	-1.408	-1.408	0 %100
192	M108	Z	-2.438	-2.438	0 %100
193	M109	X	-1.408	-1.408	0 %100
194	M109	Z	-2.438	-2.438	0 %100
195	M110	X	-1.032	-1.032	0 %100
196	M110	Z	-1.787	-1.787	0 %100
197	M111	X	-1.032	-1.032	0 %100
198	M111	Z	-1.787	-1.787	0 %100
199	M112	X	-1.408	-1.408	0 %100
200	M112	Z	-2.438	-2.438	0 %100
201	M113	X	-1.1	-1.1	0 %100
202	M113	Z	-1.906	-1.906	0 %100
203	M114	X	-1.1	-1.1	0 %100
204	M114	Z	-1.906	-1.906	0 %100
205	M115	X	0	0	0 %100
206	M115	Z	0	0	0 %100
207	M117	X	0	0	0 %100
208	M117	Z	0	0	0 %100
209	M119	X	-1.64	-1.64	0 %100
210	M119	Z	-2.84	-2.84	0 %100
211	M121	X	-1.64	-1.64	0 %100
212	M121	Z	-2.84	-2.84	0 %100
213	M123	X	-1.64	-1.64	0 %100
214	M123	Z	-2.84	-2.84	0 %100
215	M125	X	-1.64	-1.64	0 %100
216	M125	Z	-2.84	-2.84	0 %100
217	M127	X	-2.362	-2.362	0 %100
218	M127	Z	-4.091	-4.091	0 %100
219	M128	X	-0.833	-0.833	0 %100
220	M128	Z	-1.443	-1.443	0 %100
221	M129	X	-0.39	-0.39	0 %100
222	M129	Z	-0.675	-0.675	0 %100
223	MP5A	X	-1.933	-1.933	0 %100
224	MP5A	Z	-3.348	-3.348	0 %100
225	MP1A	X	-1.933	-1.933	0 %100
226	MP1A	Z	-3.348	-3.348	0 %100
227	MP4A	X	-1.934	-1.934	0 %100
228	MP4A	Z	-3.35	-3.35	0 %100
229	MP2A	X	-1.934	-1.934	0 %100
230	MP2A	Z	-3.35	-3.35	0 %100
231	MP3A	X	-1.933	-1.933	0 %100
232	MP3A	Z	-3.348	-3.348	0 %100



Company :
 Designer :
 Job Number :
 Model Name : 469402-VZW_MT_LO_H

May 18, 2022
 9:08 AM
 Checked By: _____

Member Distributed Loads (BLC 64 : Structure Wi (330 Deg)) (Continued)

Member Label	Direction	Start Magnitude[lb/ft,...	End Magnitude[lb/ft,F...	Start Location[ft, %]	End Location[ft, %]
233	MP5C	X	-1.933	-1.933	0 %100
234	MP5C	Z	-3.348	-3.348	0 %100
235	MP1C	X	-1.933	-1.933	0 %100
236	MP1C	Z	-3.348	-3.348	0 %100
237	MP4C	X	-1.934	-1.934	0 %100
238	MP4C	Z	-3.35	-3.35	0 %100
239	MP2C	X	-1.934	-1.934	0 %100
240	MP2C	Z	-3.35	-3.35	0 %100
241	MP3C	X	-1.933	-1.933	0 %100
242	MP3C	Z	-3.348	-3.348	0 %100
243	MP5B	X	-1.933	-1.933	0 %100
244	MP5B	Z	-3.348	-3.348	0 %100
245	MP1B	X	-1.933	-1.933	0 %100
246	MP1B	Z	-3.348	-3.348	0 %100
247	MP4B	X	-1.934	-1.934	0 %100
248	MP4B	Z	-3.35	-3.35	0 %100
249	MP2B	X	-1.934	-1.934	0 %100
250	MP2B	Z	-3.35	-3.35	0 %100
251	MP3B	X	-1.933	-1.933	0 %100
252	MP3B	Z	-3.348	-3.348	0 %100

Member Distributed Loads (BLC 65 : Structure Wm (0 Deg))

Member Label	Direction	Start Magnitude[lb/ft,...	End Magnitude[lb/ft,F...	Start Location[ft, %]	End Location[ft, %]
1	M1	X	0	0	0 %100
2	M1	Z	-0.837	-0.837	0 %100
3	M2	X	0	0	0 %100
4	M2	Z	-0.837	-0.837	0 %100
5	M5	X	0	0	0 %100
6	M5	Z	-0.692	-0.692	0 %100
7	M6	X	0	0	0 %100
8	M6	Z	-0.003	-0.003	0 %100
9	M7	X	0	0	0 %100
10	M7	Z	-0.003	-0.003	0 %100
11	M8	X	0	0	0 %100
12	M8	Z	-0.00407	-0.00407	0 %100
13	M9	X	0	0	0 %100
14	M9	Z	-0.00407	-0.00407	0 %100
15	M10	X	0	0	0 %100
16	M10	Z	-0.109	-0.109	0 %100
17	M11	X	0	0	0 %100
18	M11	Z	-0.109	-0.109	0 %100
19	M12	X	0	0	0 %100
20	M12	Z	-0.109	-0.109	0 %100
21	M13	X	0	0	0 %100
22	M13	Z	-0.109	-0.109	0 %100
23	M14	X	0	0	0 %100
24	M14	Z	-0.448	-0.448	0 %100
25	M15	X	0	0	0 %100
26	M15	Z	-0.448	-0.448	0 %100
27	M16	X	0	0	0 %100
28	M16	Z	-0.109	-0.109	0 %100
29	M17	X	0	0	0 %100
30	M17	Z	-0.109	-0.109	0 %100
31	M18	X	0	0	0 %100
32	M18	Z	-0.448	-0.448	0 %100
33	M19	X	0	0	0 %100



Company :
 Designer :
 Job Number :
 Model Name : 469402-VZW_MT_LO_H

May 18, 2022
 9:08 AM
 Checked By: _____

Member Distributed Loads (BLC 65 : Structure Wm (0 Deg)) (Continued)

Member Label	Direction	Start Magnitude[lb/ft,...	End Magnitude[lb/ft,F...	Start Location[ft,%]	End Location[ft,%]
34	M19	Z	-.287	-.287	0 %100
35	M20	X	0	0	0 %100
36	M20	Z	-.287	-.287	0 %100
37	M23	X	0	0	0 %100
38	M23	Z	-.692	-.692	0 %100
39	M24	X	0	0	0 %100
40	M24	Z	-.003	-.003	0 %100
41	M25	X	0	0	0 %100
42	M25	Z	-.003	-.003	0 %100
43	M26	X	0	0	0 %100
44	M26	Z	-.000407	-.000407	0 %100
45	M27	X	0	0	0 %100
46	M27	Z	-.000407	-.000407	0 %100
47	M28	X	0	0	0 %100
48	M28	Z	-.109	-.109	0 %100
49	M29	X	0	0	0 %100
50	M29	Z	-.109	-.109	0 %100
51	M30	X	0	0	0 %100
52	M30	Z	-.109	-.109	0 %100
53	M31	X	0	0	0 %100
54	M31	Z	-.109	-.109	0 %100
55	M32	X	0	0	0 %100
56	M32	Z	-.448	-.448	0 %100
57	M33	X	0	0	0 %100
58	M33	Z	-.448	-.448	0 %100
59	M34	X	0	0	0 %100
60	M34	Z	-.109	-.109	0 %100
61	M35	X	0	0	0 %100
62	M35	Z	-.109	-.109	0 %100
63	M36	X	0	0	0 %100
64	M36	Z	-.448	-.448	0 %100
65	M37	X	0	0	0 %100
66	M37	Z	-.287	-.287	0 %100
67	M38	X	0	0	0 %100
68	M38	Z	-.287	-.287	0 %100
69	M39	X	0	0	0 %100
70	M39	Z	-.209	-.209	0 %100
71	M40	X	0	0	0 %100
72	M40	Z	-.209	-.209	0 %100
73	M43	X	0	0	0 %100
74	M43	Z	-.692	-.692	0 %100
75	M44	X	0	0	0 %100
76	M44	Z	-.554	-.554	0 %100
77	M45	X	0	0	0 %100
78	M45	Z	-.554	-.554	0 %100
79	M46	X	0	0	0 %100
80	M46	Z	-.087	-.087	0 %100
81	M47	X	0	0	0 %100
82	M47	Z	-.087	-.087	0 %100
83	M48	X	0	0	0 %100
84	M48	Z	-.109	-.109	0 %100
85	M49	X	0	0	0 %100
86	M49	Z	-.109	-.109	0 %100
87	M50	X	0	0	0 %100
88	M50	Z	-.109	-.109	0 %100
89	M51	X	0	0	0 %100
90	M51	Z	-.109	-.109	0 %100



Company :
 Designer :
 Job Number :
 Model Name : 469402-VZW_MT_LO_H

May 18, 2022
 9:08 AM
 Checked By: _____

Member Distributed Loads (BLC 65 : Structure Wm (0 Deg)) (Continued)

Member Label	Direction	Start Magnitude[lb/ft,...	End Magnitude[lb/ft,F...	Start Location[ft, %]	End Location[ft, %]
91	M52	X	0	0	%100
92	M52	Z	-.448	-.448	%100
93	M53	X	0	0	%100
94	M53	Z	-.448	-.448	%100
95	M54	X	0	0	%100
96	M54	Z	-.109	-.109	%100
97	M55	X	0	0	%100
98	M55	Z	-.109	-.109	%100
99	M56	X	0	0	%100
100	M56	Z	-.448	-.448	%100
101	M57	X	0	0	%100
102	M57	Z	-.444	-.444	%100
103	M58	X	0	0	%100
104	M58	Z	-.444	-.444	%100
105	M61	X	0	0	%100
106	M61	Z	-.692	-.692	%100
107	M62	X	0	0	%100
108	M62	Z	-.481	-.481	%100
109	M63	X	0	0	%100
110	M63	Z	-.481	-.481	%100
111	M64	X	0	0	%100
112	M64	Z	-.076	-.076	%100
113	M65	X	0	0	%100
114	M65	Z	-.076	-.076	%100
115	M66	X	0	0	%100
116	M66	Z	-.109	-.109	%100
117	M67	X	0	0	%100
118	M67	Z	-.109	-.109	%100
119	M68	X	0	0	%100
120	M68	Z	-.109	-.109	%100
121	M69	X	0	0	%100
122	M69	Z	-.109	-.109	%100
123	M70	X	0	0	%100
124	M70	Z	-.448	-.448	%100
125	M71	X	0	0	%100
126	M71	Z	-.448	-.448	%100
127	M72	X	0	0	%100
128	M72	Z	-.109	-.109	%100
129	M73	X	0	0	%100
130	M73	Z	-.109	-.109	%100
131	M74	X	0	0	%100
132	M74	Z	-.448	-.448	%100
133	M75	X	0	0	%100
134	M75	Z	-.424	-.424	%100
135	M76	X	0	0	%100
136	M76	Z	-.424	-.424	%100
137	M77	X	0	0	%100
138	M77	Z	-.209	-.209	%100
139	M78	X	0	0	%100
140	M78	Z	-.209	-.209	%100
141	M81	X	0	0	%100
142	M81	Z	-.692	-.692	%100
143	M82	X	0	0	%100
144	M82	Z	-.481	-.481	%100
145	M83	X	0	0	%100
146	M83	Z	-.481	-.481	%100
147	M84	X	0	0	%100



Company :
 Designer :
 Job Number :
 Model Name : 469402-VZW_MT_LO_H

May 18, 2022
 9:08 AM
 Checked By: _____

Member Distributed Loads (BLC 65 : Structure Wm (0 Deg)) (Continued)

Member Label	Direction	Start Magnitude[lb/ft,...	End Magnitude[lb/ft,F...	Start Location[ft,%]	End Location[ft,%]
148	M84	Z	-0.076	-0.076	0 %100
149	M85	X	0	0	0 %100
150	M85	Z	-0.076	-0.076	0 %100
151	M86	X	0	0	0 %100
152	M86	Z	-0.109	-0.109	0 %100
153	M87	X	0	0	0 %100
154	M87	Z	-0.109	-0.109	0 %100
155	M88	X	0	0	0 %100
156	M88	Z	-0.109	-0.109	0 %100
157	M89	X	0	0	0 %100
158	M89	Z	-0.109	-0.109	0 %100
159	M90	X	0	0	0 %100
160	M90	Z	-0.448	-0.448	0 %100
161	M91	X	0	0	0 %100
162	M91	Z	-0.448	-0.448	0 %100
163	M92	X	0	0	0 %100
164	M92	Z	-0.109	-0.109	0 %100
165	M93	X	0	0	0 %100
166	M93	Z	-0.109	-0.109	0 %100
167	M94	X	0	0	0 %100
168	M94	Z	-0.448	-0.448	0 %100
169	M95	X	0	0	0 %100
170	M95	Z	-0.424	-0.424	0 %100
171	M96	X	0	0	0 %100
172	M96	Z	-0.424	-0.424	0 %100
173	M99	X	0	0	0 %100
174	M99	Z	-0.692	-0.692	0 %100
175	M100	X	0	0	0 %100
176	M100	Z	-0.554	-0.554	0 %100
177	M101	X	0	0	0 %100
178	M101	Z	-0.554	-0.554	0 %100
179	M102	X	0	0	0 %100
180	M102	Z	-0.087	-0.087	0 %100
181	M103	X	0	0	0 %100
182	M103	Z	-0.087	-0.087	0 %100
183	M104	X	0	0	0 %100
184	M104	Z	-0.109	-0.109	0 %100
185	M105	X	0	0	0 %100
186	M105	Z	-0.109	-0.109	0 %100
187	M106	X	0	0	0 %100
188	M106	Z	-0.109	-0.109	0 %100
189	M107	X	0	0	0 %100
190	M107	Z	-0.109	-0.109	0 %100
191	M108	X	0	0	0 %100
192	M108	Z	-0.448	-0.448	0 %100
193	M109	X	0	0	0 %100
194	M109	Z	-0.448	-0.448	0 %100
195	M110	X	0	0	0 %100
196	M110	Z	-0.109	-0.109	0 %100
197	M111	X	0	0	0 %100
198	M111	Z	-0.109	-0.109	0 %100
199	M112	X	0	0	0 %100
200	M112	Z	-0.448	-0.448	0 %100
201	M113	X	0	0	0 %100
202	M113	Z	-0.444	-0.444	0 %100
203	M114	X	0	0	0 %100
204	M114	Z	-0.444	-0.444	0 %100



Company :
 Designer :
 Job Number :
 Model Name : 469402-VZW_MT_LO_H

May 18, 2022
 9:08 AM
 Checked By: _____

Member Distributed Loads (BLC 65 : Structure Wm (0 Deg)) (Continued)

	Member Label	Direction	Start Magnitude[lb/ft,...	End Magnitude[lb/ft,F...	Start Location[ft, %]	End Location[ft, %]
205	M115	X	0	0	0	%100
206	M115	Z	-.291	-.291	0	%100
207	M117	X	0	0	0	%100
208	M117	Z	-.291	-.291	0	%100
209	M119	X	0	0	0	%100
210	M119	Z	-.291	-.291	0	%100
211	M121	X	0	0	0	%100
212	M121	Z	-.291	-.291	0	%100
213	M123	X	0	0	0	%100
214	M123	Z	-1.165	-1.165	0	%100
215	M125	X	0	0	0	%100
216	M125	Z	-1.165	-1.165	0	%100
217	M127	X	0	0	0	%100
218	M127	Z	-.589	-.589	0	%100
219	M128	X	0	0	0	%100
220	M128	Z	-.757	-.757	0	%100
221	M129	X	0	0	0	%100
222	M129	Z	-.01	-.01	0	%100
223	MP5A	X	0	0	0	%100
224	MP5A	Z	-.692	-.692	0	%100
225	MP1A	X	0	0	0	%100
226	MP1A	Z	-.692	-.692	0	%100
227	MP4A	X	0	0	0	%100
228	MP4A	Z	-.692	-.692	0	%100
229	MP2A	X	0	0	0	%100
230	MP2A	Z	-.692	-.692	0	%100
231	MP3A	X	0	0	0	%100
232	MP3A	Z	-.692	-.692	0	%100
233	MP5C	X	0	0	0	%100
234	MP5C	Z	-.692	-.692	0	%100
235	MP1C	X	0	0	0	%100
236	MP1C	Z	-.692	-.692	0	%100
237	MP4C	X	0	0	0	%100
238	MP4C	Z	-.692	-.692	0	%100
239	MP2C	X	0	0	0	%100
240	MP2C	Z	-.692	-.692	0	%100
241	MP3C	X	0	0	0	%100
242	MP3C	Z	-.692	-.692	0	%100
243	MP5B	X	0	0	0	%100
244	MP5B	Z	-.692	-.692	0	%100
245	MP1B	X	0	0	0	%100
246	MP1B	Z	-.692	-.692	0	%100
247	MP4B	X	0	0	0	%100
248	MP4B	Z	-.692	-.692	0	%100
249	MP2B	X	0	0	0	%100
250	MP2B	Z	-.692	-.692	0	%100
251	MP3B	X	0	0	0	%100
252	MP3B	Z	-.692	-.692	0	%100

Member Distributed Loads (BLC 66 : Structure Wm (30 Deg))

	Member Label	Direction	Start Magnitude[lb/ft,...	End Magnitude[lb/ft,F...	Start Location[ft, %]	End Location[ft, %]
1	M1	X	.314	.314	0	%100
2	M1	Z	-.544	-.544	0	%100
3	M2	X	.314	.314	0	%100
4	M2	Z	-.544	-.544	0	%100
5	M5	X	.346	.346	0	%100



Company :
 Designer :
 Job Number :
 Model Name : 469402-VZW_MT_LO_H

May 18, 2022
 9:08 AM
 Checked By: _____

Member Distributed Loads (BLC 66 : Structure Wm (30 Deg)) (Continued)

Member Label	Direction	Start Magnitude[lb/ft,...	End Magnitude[lb/ft,F...	Start Location[ft,%]	End Location[ft,%]
6	M5	Z	-.599	-.599	0 %100
7	M6	X	.069	.069	0 %100
8	M6	Z	-.119	-.119	0 %100
9	M7	X	.069	.069	0 %100
10	M7	Z	-.119	-.119	0 %100
11	M8	X	.011	.011	0 %100
12	M8	Z	-.019	-.019	0 %100
13	M9	X	.011	.011	0 %100
14	M9	Z	-.019	-.019	0 %100
15	M10	X	.167	.167	0 %100
16	M10	Z	-.289	-.289	0 %100
17	M11	X	.167	.167	0 %100
18	M11	Z	-.289	-.289	0 %100
19	M12	X	.167	.167	0 %100
20	M12	Z	-.289	-.289	0 %100
21	M13	X	.167	.167	0 %100
22	M13	Z	-.289	-.289	0 %100
23	M14	X	.224	.224	0 %100
24	M14	Z	-.388	-.388	0 %100
25	M15	X	.224	.224	0 %100
26	M15	Z	-.388	-.388	0 %100
27	M16	X	.167	.167	0 %100
28	M16	Z	-.289	-.289	0 %100
29	M17	X	.167	.167	0 %100
30	M17	Z	-.289	-.289	0 %100
31	M18	X	.224	.224	0 %100
32	M18	Z	-.388	-.388	0 %100
33	M19	X	.163	.163	0 %100
34	M19	Z	-.282	-.282	0 %100
35	M20	X	.163	.163	0 %100
36	M20	Z	-.282	-.282	0 %100
37	M23	X	.346	.346	0 %100
38	M23	Z	-.599	-.599	0 %100
39	M24	X	.105	.105	0 %100
40	M24	Z	-.182	-.182	0 %100
41	M25	X	.105	.105	0 %100
42	M25	Z	-.182	-.182	0 %100
43	M26	X	.017	.017	0 %100
44	M26	Z	-.029	-.029	0 %100
45	M27	X	.017	.017	0 %100
46	M27	Z	-.029	-.029	0 %100
47	M28	X	.167	.167	0 %100
48	M28	Z	-.289	-.289	0 %100
49	M29	X	.167	.167	0 %100
50	M29	Z	-.289	-.289	0 %100
51	M30	X	.167	.167	0 %100
52	M30	Z	-.289	-.289	0 %100
53	M31	X	.167	.167	0 %100
54	M31	Z	-.289	-.289	0 %100
55	M32	X	.224	.224	0 %100
56	M32	Z	-.388	-.388	0 %100
57	M33	X	.224	.224	0 %100
58	M33	Z	-.388	-.388	0 %100
59	M34	X	.167	.167	0 %100
60	M34	Z	-.289	-.289	0 %100
61	M35	X	.167	.167	0 %100
62	M35	Z	-.289	-.289	0 %100

Member Distributed Loads (BLC 66 : Structure Wm (30 Deg)) (Continued)

Member Label	Direction	Start Magnitude[lb/ft,...	End Magnitude[lb/ft,F...	Start Location[ft,%]	End Location[ft,%]
63	M36	X	.224	.224	0 %100
64	M36	Z	-.388	-.388	0 %100
65	M37	X	.173	.173	0 %100
66	M37	Z	-.3	-.3	0 %100
67	M38	X	.173	.173	0 %100
68	M38	Z	-.3	-.3	0 %100
69	M39	X	.314	.314	0 %100
70	M39	Z	-.544	-.544	0 %100
71	M40	X	.314	.314	0 %100
72	M40	Z	-.544	-.544	0 %100
73	M43	X	.346	.346	0 %100
74	M43	Z	-.599	-.599	0 %100
75	M44	X	.105	.105	0 %100
76	M44	Z	-.182	-.182	0 %100
77	M45	X	.105	.105	0 %100
78	M45	Z	-.182	-.182	0 %100
79	M46	X	.017	.017	0 %100
80	M46	Z	-.029	-.029	0 %100
81	M47	X	.017	.017	0 %100
82	M47	Z	-.029	-.029	0 %100
83	M48	X	.167	.167	0 %100
84	M48	Z	-.289	-.289	0 %100
85	M49	X	.167	.167	0 %100
86	M49	Z	-.289	-.289	0 %100
87	M50	X	.167	.167	0 %100
88	M50	Z	-.289	-.289	0 %100
89	M51	X	.167	.167	0 %100
90	M51	Z	-.289	-.289	0 %100
91	M52	X	.224	.224	0 %100
92	M52	Z	-.388	-.388	0 %100
93	M53	X	.224	.224	0 %100
94	M53	Z	-.388	-.388	0 %100
95	M54	X	.167	.167	0 %100
96	M54	Z	-.289	-.289	0 %100
97	M55	X	.167	.167	0 %100
98	M55	Z	-.289	-.289	0 %100
99	M56	X	.224	.224	0 %100
100	M56	Z	-.388	-.388	0 %100
101	M57	X	.173	.173	0 %100
102	M57	Z	-.3	-.3	0 %100
103	M58	X	.173	.173	0 %100
104	M58	Z	-.3	-.3	0 %100
105	M61	X	.346	.346	0 %100
106	M61	Z	-.599	-.599	0 %100
107	M62	X	.069	.069	0 %100
108	M62	Z	-.119	-.119	0 %100
109	M63	X	.069	.069	0 %100
110	M63	Z	-.119	-.119	0 %100
111	M64	X	.011	.011	0 %100
112	M64	Z	-.019	-.019	0 %100
113	M65	X	.011	.011	0 %100
114	M65	Z	-.019	-.019	0 %100
115	M66	X	.167	.167	0 %100
116	M66	Z	-.289	-.289	0 %100
117	M67	X	.167	.167	0 %100
118	M67	Z	-.289	-.289	0 %100
119	M68	X	.167	.167	0 %100

Member Distributed Loads (BLC 66 : Structure Wm (30 Deg)) (Continued)

Member Label	Direction	Start Magnitude[lb/ft,...	End Magnitude[lb/ft,F...	Start Location[ft, %]	End Location[ft, %]
120	M68	Z	-.289	-.289	0 %100
121	M69	X	.167	.167	0 %100
122	M69	Z	-.289	-.289	0 %100
123	M70	X	.224	.224	0 %100
124	M70	Z	-.388	-.388	0 %100
125	M71	X	.224	.224	0 %100
126	M71	Z	-.388	-.388	0 %100
127	M72	X	.167	.167	0 %100
128	M72	Z	-.289	-.289	0 %100
129	M73	X	.167	.167	0 %100
130	M73	Z	-.289	-.289	0 %100
131	M74	X	.224	.224	0 %100
132	M74	Z	-.388	-.388	0 %100
133	M75	X	.163	.163	0 %100
134	M75	Z	-.282	-.282	0 %100
135	M76	X	.163	.163	0 %100
136	M76	Z	-.282	-.282	0 %100
137	M77	X	0	0	0 %100
138	M77	Z	0	0	0 %100
139	M78	X	0	0	0 %100
140	M78	Z	0	0	0 %100
141	M81	X	.346	.346	0 %100
142	M81	Z	-.599	-.599	0 %100
143	M82	X	.345	.345	0 %100
144	M82	Z	-.597	-.597	0 %100
145	M83	X	.345	.345	0 %100
146	M83	Z	-.597	-.597	0 %100
147	M84	X	.054	.054	0 %100
148	M84	Z	-.094	-.094	0 %100
149	M85	X	.054	.054	0 %100
150	M85	Z	-.094	-.094	0 %100
151	M86	X	.167	.167	0 %100
152	M86	Z	-.289	-.289	0 %100
153	M87	X	.167	.167	0 %100
154	M87	Z	-.289	-.289	0 %100
155	M88	X	.167	.167	0 %100
156	M88	Z	-.289	-.289	0 %100
157	M89	X	.167	.167	0 %100
158	M89	Z	-.289	-.289	0 %100
159	M90	X	.224	.224	0 %100
160	M90	Z	-.388	-.388	0 %100
161	M91	X	.224	.224	0 %100
162	M91	Z	-.388	-.388	0 %100
163	M92	X	.167	.167	0 %100
164	M92	Z	-.289	-.289	0 %100
165	M93	X	.167	.167	0 %100
166	M93	Z	-.289	-.289	0 %100
167	M94	X	.224	.224	0 %100
168	M94	Z	-.388	-.388	0 %100
169	M95	X	.241	.241	0 %100
170	M95	Z	-.418	-.418	0 %100
171	M96	X	.241	.241	0 %100
172	M96	Z	-.418	-.418	0 %100
173	M99	X	.346	.346	0 %100
174	M99	Z	-.599	-.599	0 %100
175	M100	X	.345	.345	0 %100
176	M100	Z	-.597	-.597	0 %100



Company :
 Designer :
 Job Number :
 Model Name : 469402-VZW_MT_LO_H

May 18, 2022
 9:08 AM
 Checked By: _____

Member Distributed Loads (BLC 66 : Structure Wm (30 Deg)) (Continued)

Member Label	Direction	Start Magnitude[lb/ft,...	End Magnitude[lb/ft,F...	Start Location[ft, %]	End Location[ft, %]
177	M101	X	.345	.345	0 %100
178	M101	Z	-.597	-.597	0 %100
179	M102	X	.054	.054	0 %100
180	M102	Z	-.094	-.094	0 %100
181	M103	X	.054	.054	0 %100
182	M103	Z	-.094	-.094	0 %100
183	M104	X	.167	.167	0 %100
184	M104	Z	-.289	-.289	0 %100
185	M105	X	.167	.167	0 %100
186	M105	Z	-.289	-.289	0 %100
187	M106	X	.167	.167	0 %100
188	M106	Z	-.289	-.289	0 %100
189	M107	X	.167	.167	0 %100
190	M107	Z	-.289	-.289	0 %100
191	M108	X	.224	.224	0 %100
192	M108	Z	-.388	-.388	0 %100
193	M109	X	.224	.224	0 %100
194	M109	Z	-.388	-.388	0 %100
195	M110	X	.167	.167	0 %100
196	M110	Z	-.289	-.289	0 %100
197	M111	X	.167	.167	0 %100
198	M111	Z	-.289	-.289	0 %100
199	M112	X	.224	.224	0 %100
200	M112	Z	-.388	-.388	0 %100
201	M113	X	.241	.241	0 %100
202	M113	Z	-.418	-.418	0 %100
203	M114	X	.241	.241	0 %100
204	M114	Z	-.418	-.418	0 %100
205	M115	X	.437	.437	0 %100
206	M115	Z	-.757	-.757	0 %100
207	M117	X	.437	.437	0 %100
208	M117	Z	-.757	-.757	0 %100
209	M119	X	0	0	0 %100
210	M119	Z	0	0	0 %100
211	M121	X	0	0	0 %100
212	M121	Z	0	0	0 %100
213	M123	X	.437	.437	0 %100
214	M123	Z	-.757	-.757	0 %100
215	M125	X	.437	.437	0 %100
216	M125	Z	-.757	-.757	0 %100
217	M127	X	.074	.074	0 %100
218	M127	Z	-.128	-.128	0 %100
219	M128	X	.447	.447	0 %100
220	M128	Z	-.774	-.774	0 %100
221	M129	X	.158	.158	0 %100
222	M129	Z	-.273	-.273	0 %100
223	MP5A	X	.346	.346	0 %100
224	MP5A	Z	-.599	-.599	0 %100
225	MP1A	X	.346	.346	0 %100
226	MP1A	Z	-.599	-.599	0 %100
227	MP4A	X	.346	.346	0 %100
228	MP4A	Z	-.599	-.599	0 %100
229	MP2A	X	.346	.346	0 %100
230	MP2A	Z	-.599	-.599	0 %100
231	MP3A	X	.346	.346	0 %100
232	MP3A	Z	-.599	-.599	0 %100
233	MP5C	X	.346	.346	0 %100



Company :
 Designer :
 Job Number :
 Model Name : 469402-VZW_MT_LO_H

May 18, 2022
 9:08 AM
 Checked By: _____

Member Distributed Loads (BLC 66 : Structure Wm (30 Deg)) (Continued)

	Member Label	Direction	Start Magnitude[lb/ft,...	End Magnitude[lb/ft,F...	Start Location[ft.%]	End Location[ft.%]
234	MP5C	Z	-.599	-.599	0	%100
235	MP1C	X	.346	.346	0	%100
236	MP1C	Z	-.599	-.599	0	%100
237	MP4C	X	.346	.346	0	%100
238	MP4C	Z	-.599	-.599	0	%100
239	MP2C	X	.346	.346	0	%100
240	MP2C	Z	-.599	-.599	0	%100
241	MP3C	X	.346	.346	0	%100
242	MP3C	Z	-.599	-.599	0	%100
243	MP5B	X	.346	.346	0	%100
244	MP5B	Z	-.599	-.599	0	%100
245	MP1B	X	.346	.346	0	%100
246	MP1B	Z	-.599	-.599	0	%100
247	MP4B	X	.346	.346	0	%100
248	MP4B	Z	-.599	-.599	0	%100
249	MP2B	X	.346	.346	0	%100
250	MP2B	Z	-.599	-.599	0	%100
251	MP3B	X	.346	.346	0	%100
252	MP3B	Z	-.599	-.599	0	%100

Member Distributed Loads (BLC 67 : Structure Wm (60 Deg))

	Member Label	Direction	Start Magnitude[lb/ft,...	End Magnitude[lb/ft,F...	Start Location[ft.%]	End Location[ft.%]
1	M1	X	.181	.181	0	%100
2	M1	Z	-.105	-.105	0	%100
3	M2	X	.181	.181	0	%100
4	M2	Z	-.105	-.105	0	%100
5	M5	X	.599	.599	0	%100
6	M5	Z	-.346	-.346	0	%100
7	M6	X	.417	.417	0	%100
8	M6	Z	-.241	-.241	0	%100
9	M7	X	.417	.417	0	%100
10	M7	Z	-.241	-.241	0	%100
11	M8	X	.066	.066	0	%100
12	M8	Z	-.038	-.038	0	%100
13	M9	X	.066	.066	0	%100
14	M9	Z	-.038	-.038	0	%100
15	M10	X	.679	.679	0	%100
16	M10	Z	-.392	-.392	0	%100
17	M11	X	.679	.679	0	%100
18	M11	Z	-.392	-.392	0	%100
19	M12	X	.679	.679	0	%100
20	M12	Z	-.392	-.392	0	%100
21	M13	X	.679	.679	0	%100
22	M13	Z	-.392	-.392	0	%100
23	M14	X	.388	.388	0	%100
24	M14	Z	-.224	-.224	0	%100
25	M15	X	.388	.388	0	%100
26	M15	Z	-.224	-.224	0	%100
27	M16	X	.679	.679	0	%100
28	M16	Z	-.392	-.392	0	%100
29	M17	X	.679	.679	0	%100
30	M17	Z	-.392	-.392	0	%100
31	M18	X	.388	.388	0	%100
32	M18	Z	-.224	-.224	0	%100
33	M19	X	.367	.367	0	%100
34	M19	Z	-.212	-.212	0	%100



Company :
 Designer :
 Job Number :
 Model Name : 469402-VZW_MT_LO_H

May 18, 2022
 9:08 AM
 Checked By: _____

Member Distributed Loads (BLC 67 : Structure Wm (60 Deg)) (Continued)

	Member Label	Direction	Start Magnitude[lb/ft,...	End Magnitude[lb/ft,F...	Start Location[ft,%]	End Location[ft,%]
35	M20	X	.367	.367	0	%100
36	M20	Z	-.212	-.212	0	%100
37	M23	X	.599	.599	0	%100
38	M23	Z	-.346	-.346	0	%100
39	M24	X	.48	.48	0	%100
40	M24	Z	-.277	-.277	0	%100
41	M25	X	.48	.48	0	%100
42	M25	Z	-.277	-.277	0	%100
43	M26	X	.076	.076	0	%100
44	M26	Z	-.044	-.044	0	%100
45	M27	X	.076	.076	0	%100
46	M27	Z	-.044	-.044	0	%100
47	M28	X	.679	.679	0	%100
48	M28	Z	-.392	-.392	0	%100
49	M29	X	.679	.679	0	%100
50	M29	Z	-.392	-.392	0	%100
51	M30	X	.679	.679	0	%100
52	M30	Z	-.392	-.392	0	%100
53	M31	X	.679	.679	0	%100
54	M31	Z	-.392	-.392	0	%100
55	M32	X	.388	.388	0	%100
56	M32	Z	-.224	-.224	0	%100
57	M33	X	.388	.388	0	%100
58	M33	Z	-.224	-.224	0	%100
59	M34	X	.679	.679	0	%100
60	M34	Z	-.392	-.392	0	%100
61	M35	X	.679	.679	0	%100
62	M35	Z	-.392	-.392	0	%100
63	M36	X	.388	.388	0	%100
64	M36	Z	-.224	-.224	0	%100
65	M37	X	.385	.385	0	%100
66	M37	Z	-.222	-.222	0	%100
67	M38	X	.385	.385	0	%100
68	M38	Z	-.222	-.222	0	%100
69	M39	X	.725	.725	0	%100
70	M39	Z	-.419	-.419	0	%100
71	M40	X	.725	.725	0	%100
72	M40	Z	-.419	-.419	0	%100
73	M43	X	.599	.599	0	%100
74	M43	Z	-.346	-.346	0	%100
75	M44	X	.002	.002	0	%100
76	M44	Z	-.001	-.001	0	%100
77	M45	X	.002	.002	0	%100
78	M45	Z	-.001	-.001	0	%100
79	M46	X	.000353	.000353	0	%100
80	M46	Z	-.000204	-.000204	0	%100
81	M47	X	.000353	.000353	0	%100
82	M47	Z	-.000204	-.000204	0	%100
83	M48	X	.679	.679	0	%100
84	M48	Z	-.392	-.392	0	%100
85	M49	X	.679	.679	0	%100
86	M49	Z	-.392	-.392	0	%100
87	M50	X	.679	.679	0	%100
88	M50	Z	-.392	-.392	0	%100
89	M51	X	.679	.679	0	%100
90	M51	Z	-.392	-.392	0	%100
91	M52	X	.388	.388	0	%100



Company :
 Designer :
 Job Number :
 Model Name : 469402-VZW_MT_LO_H

May 18, 2022
 9:08 AM
 Checked By: _____

Member Distributed Loads (BLC 67 : Structure Wm (60 Deg)) (Continued)

Member Label	Direction	Start Magnitude[lb/ft,...	End Magnitude[lb/ft,F...	Start Location[ft,%]	End Location[ft,%]
92	M52	Z	-.224	-.224	0 %100
93	M53	X	.388	.388	0 %100
94	M53	Z	-.224	-.224	0 %100
95	M54	X	.679	.679	0 %100
96	M54	Z	-.392	-.392	0 %100
97	M55	X	.679	.679	0 %100
98	M55	Z	-.392	-.392	0 %100
99	M56	X	.388	.388	0 %100
100	M56	Z	-.224	-.224	0 %100
101	M57	X	.249	.249	0 %100
102	M57	Z	-.144	-.144	0 %100
103	M58	X	.249	.249	0 %100
104	M58	Z	-.144	-.144	0 %100
105	M61	X	.599	.599	0 %100
106	M61	Z	-.346	-.346	0 %100
107	M62	X	.002	.002	0 %100
108	M62	Z	-.001	-.001	0 %100
109	M63	X	.002	.002	0 %100
110	M63	Z	-.001	-.001	0 %100
111	M64	X	.000353	.000353	0 %100
112	M64	Z	-.000204	-.000204	0 %100
113	M65	X	.000353	.000353	0 %100
114	M65	Z	-.000204	-.000204	0 %100
115	M66	X	.679	.679	0 %100
116	M66	Z	-.392	-.392	0 %100
117	M67	X	.679	.679	0 %100
118	M67	Z	-.392	-.392	0 %100
119	M68	X	.679	.679	0 %100
120	M68	Z	-.392	-.392	0 %100
121	M69	X	.679	.679	0 %100
122	M69	Z	-.392	-.392	0 %100
123	M70	X	.388	.388	0 %100
124	M70	Z	-.224	-.224	0 %100
125	M71	X	.388	.388	0 %100
126	M71	Z	-.224	-.224	0 %100
127	M72	X	.679	.679	0 %100
128	M72	Z	-.392	-.392	0 %100
129	M73	X	.679	.679	0 %100
130	M73	Z	-.392	-.392	0 %100
131	M74	X	.388	.388	0 %100
132	M74	Z	-.224	-.224	0 %100
133	M75	X	.249	.249	0 %100
134	M75	Z	-.144	-.144	0 %100
135	M76	X	.249	.249	0 %100
136	M76	Z	-.144	-.144	0 %100
137	M77	X	.181	.181	0 %100
138	M77	Z	-.105	-.105	0 %100
139	M78	X	.181	.181	0 %100
140	M78	Z	-.105	-.105	0 %100
141	M81	X	.599	.599	0 %100
142	M81	Z	-.346	-.346	0 %100
143	M82	X	.48	.48	0 %100
144	M82	Z	-.277	-.277	0 %100
145	M83	X	.48	.48	0 %100
146	M83	Z	-.277	-.277	0 %100
147	M84	X	.076	.076	0 %100
148	M84	Z	-.044	-.044	0 %100



Company :
 Designer :
 Job Number :
 Model Name : 469402-VZW_MT_LO_H

May 18, 2022
 9:08 AM
 Checked By: _____

Member Distributed Loads (BLC 67 : Structure Wm (60 Deg)) (Continued)

Member Label	Direction	Start Magnitude[lb/ft,...	End Magnitude[lb/ft,F...	Start Location[ft, %]	End Location[ft, %]
149	M85	X	.076	.076	0 %100
150	M85	Z	-.044	-.044	0 %100
151	M86	X	.679	.679	0 %100
152	M86	Z	-.392	-.392	0 %100
153	M87	X	.679	.679	0 %100
154	M87	Z	-.392	-.392	0 %100
155	M88	X	.679	.679	0 %100
156	M88	Z	-.392	-.392	0 %100
157	M89	X	.679	.679	0 %100
158	M89	Z	-.392	-.392	0 %100
159	M90	X	.388	.388	0 %100
160	M90	Z	-.224	-.224	0 %100
161	M91	X	.388	.388	0 %100
162	M91	Z	-.224	-.224	0 %100
163	M92	X	.679	.679	0 %100
164	M92	Z	-.392	-.392	0 %100
165	M93	X	.679	.679	0 %100
166	M93	Z	-.392	-.392	0 %100
167	M94	X	.388	.388	0 %100
168	M94	Z	-.224	-.224	0 %100
169	M95	X	.385	.385	0 %100
170	M95	Z	-.222	-.222	0 %100
171	M96	X	.385	.385	0 %100
172	M96	Z	-.222	-.222	0 %100
173	M99	X	.599	.599	0 %100
174	M99	Z	-.346	-.346	0 %100
175	M100	X	.417	.417	0 %100
176	M100	Z	-.241	-.241	0 %100
177	M101	X	.417	.417	0 %100
178	M101	Z	-.241	-.241	0 %100
179	M102	X	.066	.066	0 %100
180	M102	Z	-.038	-.038	0 %100
181	M103	X	.066	.066	0 %100
182	M103	Z	-.038	-.038	0 %100
183	M104	X	.679	.679	0 %100
184	M104	Z	-.392	-.392	0 %100
185	M105	X	.679	.679	0 %100
186	M105	Z	-.392	-.392	0 %100
187	M106	X	.679	.679	0 %100
188	M106	Z	-.392	-.392	0 %100
189	M107	X	.679	.679	0 %100
190	M107	Z	-.392	-.392	0 %100
191	M108	X	.388	.388	0 %100
192	M108	Z	-.224	-.224	0 %100
193	M109	X	.388	.388	0 %100
194	M109	Z	-.224	-.224	0 %100
195	M110	X	.679	.679	0 %100
196	M110	Z	-.392	-.392	0 %100
197	M111	X	.679	.679	0 %100
198	M111	Z	-.392	-.392	0 %100
199	M112	X	.388	.388	0 %100
200	M112	Z	-.224	-.224	0 %100
201	M113	X	.367	.367	0 %100
202	M113	Z	-.212	-.212	0 %100
203	M114	X	.367	.367	0 %100
204	M114	Z	-.212	-.212	0 %100
205	M115	X	1.009	1.009	0 %100



Company :
 Designer :
 Job Number :
 Model Name : 469402-VZW_MT_LO_H

May 18, 2022
 9:08 AM
 Checked By: _____

Member Distributed Loads (BLC 67 : Structure Wm (60 Deg)) (Continued)

	Member Label	Direction	Start Magnitude[lb/ft,...	End Magnitude[lb/ft,F...	Start Location[ft, %]	End Location[ft, %]
206	M115	Z	-.583	-.583	0	%100
207	M117	X	1.009	1.009	0	%100
208	M117	Z	-.583	-.583	0	%100
209	M119	X	.252	.252	0	%100
210	M119	Z	-.146	-.146	0	%100
211	M121	X	.252	.252	0	%100
212	M121	Z	-.146	-.146	0	%100
213	M123	X	.252	.252	0	%100
214	M123	Z	-.146	-.146	0	%100
215	M125	X	.252	.252	0	%100
216	M125	Z	-.146	-.146	0	%100
217	M127	X	.009	.009	0	%100
218	M127	Z	-.005	-.005	0	%100
219	M128	X	.51	.51	0	%100
220	M128	Z	-.294	-.294	0	%100
221	M129	X	.655	.655	0	%100
222	M129	Z	-.378	-.378	0	%100
223	MP5A	X	.599	.599	0	%100
224	MP5A	Z	-.346	-.346	0	%100
225	MP1A	X	.599	.599	0	%100
226	MP1A	Z	-.346	-.346	0	%100
227	MP4A	X	.599	.599	0	%100
228	MP4A	Z	-.346	-.346	0	%100
229	MP2A	X	.599	.599	0	%100
230	MP2A	Z	-.346	-.346	0	%100
231	MP3A	X	.599	.599	0	%100
232	MP3A	Z	-.346	-.346	0	%100
233	MP5C	X	.599	.599	0	%100
234	MP5C	Z	-.346	-.346	0	%100
235	MP1C	X	.599	.599	0	%100
236	MP1C	Z	-.346	-.346	0	%100
237	MP4C	X	.599	.599	0	%100
238	MP4C	Z	-.346	-.346	0	%100
239	MP2C	X	.599	.599	0	%100
240	MP2C	Z	-.346	-.346	0	%100
241	MP3C	X	.599	.599	0	%100
242	MP3C	Z	-.346	-.346	0	%100
243	MP5B	X	.599	.599	0	%100
244	MP5B	Z	-.346	-.346	0	%100
245	MP1B	X	.599	.599	0	%100
246	MP1B	Z	-.346	-.346	0	%100
247	MP4B	X	.599	.599	0	%100
248	MP4B	Z	-.346	-.346	0	%100
249	MP2B	X	.599	.599	0	%100
250	MP2B	Z	-.346	-.346	0	%100
251	MP3B	X	.599	.599	0	%100
252	MP3B	Z	-.346	-.346	0	%100

Member Distributed Loads (BLC 68 : Structure Wm (90 Deg))

	Member Label	Direction	Start Magnitude[lb/ft,...	End Magnitude[lb/ft,F...	Start Location[ft, %]	End Location[ft, %]
1	M1	X	0	0	0	%100
2	M1	Z	0	0	0	%100
3	M2	X	0	0	0	%100
4	M2	Z	0	0	0	%100
5	M5	X	.692	.692	0	%100
6	M5	Z	0	0	0	%100



Company :
 Designer :
 Job Number :
 Model Name : 469402-VZW_MT_LO_H

May 18, 2022
 9:08 AM
 Checked By: _____

Member Distributed Loads (BLC 68 : Structure Wm (90 Deg)) (Continued)

	Member Label	Direction	Start Magnitude[lb/ft,...	End Magnitude[lb/ft,F...	Start Location[ft, %]	End Location[ft, %]
7	M6	X	.689	.689	0	%100
8	M6	Z	0	0	0	%100
9	M7	X	.689	.689	0	%100
10	M7	Z	0	0	0	%100
11	M8	X	.109	.109	0	%100
12	M8	Z	0	0	0	%100
13	M9	X	.109	.109	0	%100
14	M9	Z	0	0	0	%100
15	M10	X	1.009	1.009	0	%100
16	M10	Z	0	0	0	%100
17	M11	X	1.009	1.009	0	%100
18	M11	Z	0	0	0	%100
19	M12	X	1.009	1.009	0	%100
20	M12	Z	0	0	0	%100
21	M13	X	1.009	1.009	0	%100
22	M13	Z	0	0	0	%100
23	M14	X	.448	.448	0	%100
24	M14	Z	0	0	0	%100
25	M15	X	.448	.448	0	%100
26	M15	Z	0	0	0	%100
27	M16	X	1.009	1.009	0	%100
28	M16	Z	0	0	0	%100
29	M17	X	1.009	1.009	0	%100
30	M17	Z	0	0	0	%100
31	M18	X	.448	.448	0	%100
32	M18	Z	0	0	0	%100
33	M19	X	.483	.483	0	%100
34	M19	Z	0	0	0	%100
35	M20	X	.483	.483	0	%100
36	M20	Z	0	0	0	%100
37	M23	X	.692	.692	0	%100
38	M23	Z	0	0	0	%100
39	M24	X	.689	.689	0	%100
40	M24	Z	0	0	0	%100
41	M25	X	.689	.689	0	%100
42	M25	Z	0	0	0	%100
43	M26	X	.109	.109	0	%100
44	M26	Z	0	0	0	%100
45	M27	X	.109	.109	0	%100
46	M27	Z	0	0	0	%100
47	M28	X	1.009	1.009	0	%100
48	M28	Z	0	0	0	%100
49	M29	X	1.009	1.009	0	%100
50	M29	Z	0	0	0	%100
51	M30	X	1.009	1.009	0	%100
52	M30	Z	0	0	0	%100
53	M31	X	1.009	1.009	0	%100
54	M31	Z	0	0	0	%100
55	M32	X	.448	.448	0	%100
56	M32	Z	0	0	0	%100
57	M33	X	.448	.448	0	%100
58	M33	Z	0	0	0	%100
59	M34	X	1.009	1.009	0	%100
60	M34	Z	0	0	0	%100
61	M35	X	1.009	1.009	0	%100
62	M35	Z	0	0	0	%100
63	M36	X	.448	.448	0	%100

Member Distributed Loads (BLC 68 : Structure Wm (90 Deg)) (Continued)

	Member Label	Direction	Start Magnitude[lb/ft,...	End Magnitude[lb/ft,F...	Start Location[ft,%]	End Location[ft,%]
64	M36	Z	0	0	0	%100
65	M37	X	.483	.483	0	%100
66	M37	Z	0	0	0	%100
67	M38	X	.483	.483	0	%100
68	M38	Z	0	0	0	%100
69	M39	X	.628	.628	0	%100
70	M39	Z	0	0	0	%100
71	M40	X	.628	.628	0	%100
72	M40	Z	0	0	0	%100
73	M43	X	.692	.692	0	%100
74	M43	Z	0	0	0	%100
75	M44	X	.138	.138	0	%100
76	M44	Z	0	0	0	%100
77	M45	X	.138	.138	0	%100
78	M45	Z	0	0	0	%100
79	M46	X	.022	.022	0	%100
80	M46	Z	0	0	0	%100
81	M47	X	.022	.022	0	%100
82	M47	Z	0	0	0	%100
83	M48	X	1.009	1.009	0	%100
84	M48	Z	0	0	0	%100
85	M49	X	1.009	1.009	0	%100
86	M49	Z	0	0	0	%100
87	M50	X	1.009	1.009	0	%100
88	M50	Z	0	0	0	%100
89	M51	X	1.009	1.009	0	%100
90	M51	Z	0	0	0	%100
91	M52	X	.448	.448	0	%100
92	M52	Z	0	0	0	%100
93	M53	X	.448	.448	0	%100
94	M53	Z	0	0	0	%100
95	M54	X	1.009	1.009	0	%100
96	M54	Z	0	0	0	%100
97	M55	X	1.009	1.009	0	%100
98	M55	Z	0	0	0	%100
99	M56	X	.448	.448	0	%100
100	M56	Z	0	0	0	%100
101	M57	X	.326	.326	0	%100
102	M57	Z	0	0	0	%100
103	M58	X	.326	.326	0	%100
104	M58	Z	0	0	0	%100
105	M61	X	.692	.692	0	%100
106	M61	Z	0	0	0	%100
107	M62	X	.211	.211	0	%100
108	M62	Z	0	0	0	%100
109	M63	X	.211	.211	0	%100
110	M63	Z	0	0	0	%100
111	M64	X	.033	.033	0	%100
112	M64	Z	0	0	0	%100
113	M65	X	.033	.033	0	%100
114	M65	Z	0	0	0	%100
115	M66	X	1.009	1.009	0	%100
116	M66	Z	0	0	0	%100
117	M67	X	1.009	1.009	0	%100
118	M67	Z	0	0	0	%100
119	M68	X	1.009	1.009	0	%100
120	M68	Z	0	0	0	%100



Company :
 Designer :
 Job Number :
 Model Name : 469402-VZW_MT_LO_H

May 18, 2022
 9:08 AM
 Checked By: _____

Member Distributed Loads (BLC 68 : Structure Wm (90 Deg)) (Continued)

Member Label	Direction	Start Magnitude[lb/ft,...	End Magnitude[lb/ft,F...	Start Location[ft, %]	End Location[ft, %]
121	M69	X	1.009	1.009	0 %100
122	M69	Z	0	0	0 %100
123	M70	X	.448	.448	0 %100
124	M70	Z	0	0	0 %100
125	M71	X	.448	.448	0 %100
126	M71	Z	0	0	0 %100
127	M72	X	1.009	1.009	0 %100
128	M72	Z	0	0	0 %100
129	M73	X	1.009	1.009	0 %100
130	M73	Z	0	0	0 %100
131	M74	X	.448	.448	0 %100
132	M74	Z	0	0	0 %100
133	M75	X	.347	.347	0 %100
134	M75	Z	0	0	0 %100
135	M76	X	.347	.347	0 %100
136	M76	Z	0	0	0 %100
137	M77	X	.628	.628	0 %100
138	M77	Z	0	0	0 %100
139	M78	X	.628	.628	0 %100
140	M78	Z	0	0	0 %100
141	M81	X	.692	.692	0 %100
142	M81	Z	0	0	0 %100
143	M82	X	.211	.211	0 %100
144	M82	Z	0	0	0 %100
145	M83	X	.211	.211	0 %100
146	M83	Z	0	0	0 %100
147	M84	X	.033	.033	0 %100
148	M84	Z	0	0	0 %100
149	M85	X	.033	.033	0 %100
150	M85	Z	0	0	0 %100
151	M86	X	1.009	1.009	0 %100
152	M86	Z	0	0	0 %100
153	M87	X	1.009	1.009	0 %100
154	M87	Z	0	0	0 %100
155	M88	X	1.009	1.009	0 %100
156	M88	Z	0	0	0 %100
157	M89	X	1.009	1.009	0 %100
158	M89	Z	0	0	0 %100
159	M90	X	.448	.448	0 %100
160	M90	Z	0	0	0 %100
161	M91	X	.448	.448	0 %100
162	M91	Z	0	0	0 %100
163	M92	X	1.009	1.009	0 %100
164	M92	Z	0	0	0 %100
165	M93	X	1.009	1.009	0 %100
166	M93	Z	0	0	0 %100
167	M94	X	.448	.448	0 %100
168	M94	Z	0	0	0 %100
169	M95	X	.347	.347	0 %100
170	M95	Z	0	0	0 %100
171	M96	X	.347	.347	0 %100
172	M96	Z	0	0	0 %100
173	M99	X	.692	.692	0 %100
174	M99	Z	0	0	0 %100
175	M100	X	.138	.138	0 %100
176	M100	Z	0	0	0 %100
177	M101	X	.138	.138	0 %100



Company :
 Designer :
 Job Number :
 Model Name : 469402-VZW_MT_LO_H

May 18, 2022
 9:08 AM
 Checked By: _____

Member Distributed Loads (BLC 68 : Structure Wm (90 Deg)) (Continued)

Member Label	Direction	Start Magnitude[lb/ft,...	End Magnitude[lb/ft,F...	Start Location[ft, %]	End Location[ft, %]
178	M101	Z	0	0	0 %100
179	M102	X	.022	.022	0 %100
180	M102	Z	0	0	0 %100
181	M103	X	.022	.022	0 %100
182	M103	Z	0	0	0 %100
183	M104	X	1.009	1.009	0 %100
184	M104	Z	0	0	0 %100
185	M105	X	1.009	1.009	0 %100
186	M105	Z	0	0	0 %100
187	M106	X	1.009	1.009	0 %100
188	M106	Z	0	0	0 %100
189	M107	X	1.009	1.009	0 %100
190	M107	Z	0	0	0 %100
191	M108	X	.448	.448	0 %100
192	M108	Z	0	0	0 %100
193	M109	X	.448	.448	0 %100
194	M109	Z	0	0	0 %100
195	M110	X	1.009	1.009	0 %100
196	M110	Z	0	0	0 %100
197	M111	X	1.009	1.009	0 %100
198	M111	Z	0	0	0 %100
199	M112	X	.448	.448	0 %100
200	M112	Z	0	0	0 %100
201	M113	X	.326	.326	0 %100
202	M113	Z	0	0	0 %100
203	M114	X	.326	.326	0 %100
204	M114	Z	0	0	0 %100
205	M115	X	.874	.874	0 %100
206	M115	Z	0	0	0 %100
207	M117	X	.874	.874	0 %100
208	M117	Z	0	0	0 %100
209	M119	X	.874	.874	0 %100
210	M119	Z	0	0	0 %100
211	M121	X	.874	.874	0 %100
212	M121	Z	0	0	0 %100
213	M123	X	0	0	0 %100
214	M123	Z	0	0	0 %100
215	M125	X	0	0	0 %100
216	M125	Z	0	0	0 %100
217	M127	X	.315	.315	0 %100
218	M127	Z	0	0	0 %100
219	M128	X	.147	.147	0 %100
220	M128	Z	0	0	0 %100
221	M129	X	.894	.894	0 %100
222	M129	Z	0	0	0 %100
223	MP5A	X	.692	.692	0 %100
224	MP5A	Z	0	0	0 %100
225	MP1A	X	.692	.692	0 %100
226	MP1A	Z	0	0	0 %100
227	MP4A	X	.692	.692	0 %100
228	MP4A	Z	0	0	0 %100
229	MP2A	X	.692	.692	0 %100
230	MP2A	Z	0	0	0 %100
231	MP3A	X	.692	.692	0 %100
232	MP3A	Z	0	0	0 %100
233	MP5C	X	.692	.692	0 %100
234	MP5C	Z	0	0	0 %100



Company :
 Designer :
 Job Number :
 Model Name : 469402-VZW_MT_LO_H

May 18, 2022
 9:08 AM
 Checked By: _____

Member Distributed Loads (BLC 68 : Structure Wm (90 Deg)) (Continued)

Member Label	Direction	Start Magnitude[lb/ft,...	End Magnitude[lb/ft,F...	Start Location[ft, %]	End Location[ft, %]
235	MP1C	X	.692	.692	0 %100
236	MP1C	Z	0	0	0 %100
237	MP4C	X	.692	.692	0 %100
238	MP4C	Z	0	0	0 %100
239	MP2C	X	.692	.692	0 %100
240	MP2C	Z	0	0	0 %100
241	MP3C	X	.692	.692	0 %100
242	MP3C	Z	0	0	0 %100
243	MP5B	X	.692	.692	0 %100
244	MP5B	Z	0	0	0 %100
245	MP1B	X	.692	.692	0 %100
246	MP1B	Z	0	0	0 %100
247	MP4B	X	.692	.692	0 %100
248	MP4B	Z	0	0	0 %100
249	MP2B	X	.692	.692	0 %100
250	MP2B	Z	0	0	0 %100
251	MP3B	X	.692	.692	0 %100
252	MP3B	Z	0	0	0 %100

Member Distributed Loads (BLC 69 : Structure Wm (120 Deg))

Member Label	Direction	Start Magnitude[lb/ft,...	End Magnitude[lb/ft,F...	Start Location[ft, %]	End Location[ft, %]
1	M1	X	.181	.181	0 %100
2	M1	Z	.105	.105	0 %100
3	M2	X	.181	.181	0 %100
4	M2	Z	.105	.105	0 %100
5	M5	X	.599	.599	0 %100
6	M5	Z	.346	.346	0 %100
7	M6	X	.48	.48	0 %100
8	M6	Z	.277	.277	0 %100
9	M7	X	.48	.48	0 %100
10	M7	Z	.277	.277	0 %100
11	M8	X	.076	.076	0 %100
12	M8	Z	.044	.044	0 %100
13	M9	X	.076	.076	0 %100
14	M9	Z	.044	.044	0 %100
15	M10	X	.679	.679	0 %100
16	M10	Z	.392	.392	0 %100
17	M11	X	.679	.679	0 %100
18	M11	Z	.392	.392	0 %100
19	M12	X	.679	.679	0 %100
20	M12	Z	.392	.392	0 %100
21	M13	X	.679	.679	0 %100
22	M13	Z	.392	.392	0 %100
23	M14	X	.388	.388	0 %100
24	M14	Z	.224	.224	0 %100
25	M15	X	.388	.388	0 %100
26	M15	Z	.224	.224	0 %100
27	M16	X	.679	.679	0 %100
28	M16	Z	.392	.392	0 %100
29	M17	X	.679	.679	0 %100
30	M17	Z	.392	.392	0 %100
31	M18	X	.388	.388	0 %100
32	M18	Z	.224	.224	0 %100
33	M19	X	.385	.385	0 %100
34	M19	Z	.222	.222	0 %100
35	M20	X	.385	.385	0 %100



Company :
 Designer :
 Job Number :
 Model Name : 469402-VZW_MT_LO_H

May 18, 2022
 9:08 AM
 Checked By: _____

Member Distributed Loads (BLC 69 : Structure Wm (120 Deg)) (Continued)

Member Label	Direction	Start Magnitude[lb/ft,...	End Magnitude[lb/ft,F...	Start Location[ft, %]	End Location[ft, %]
36	M20	Z	.222	.222	0 %100
37	M23	X	.599	.599	0 %100
38	M23	Z	.346	.346	0 %100
39	M24	X	.417	.417	0 %100
40	M24	Z	.241	.241	0 %100
41	M25	X	.417	.417	0 %100
42	M25	Z	.241	.241	0 %100
43	M26	X	.066	.066	0 %100
44	M26	Z	.038	.038	0 %100
45	M27	X	.066	.066	0 %100
46	M27	Z	.038	.038	0 %100
47	M28	X	.679	.679	0 %100
48	M28	Z	.392	.392	0 %100
49	M29	X	.679	.679	0 %100
50	M29	Z	.392	.392	0 %100
51	M30	X	.679	.679	0 %100
52	M30	Z	.392	.392	0 %100
53	M31	X	.679	.679	0 %100
54	M31	Z	.392	.392	0 %100
55	M32	X	.388	.388	0 %100
56	M32	Z	.224	.224	0 %100
57	M33	X	.388	.388	0 %100
58	M33	Z	.224	.224	0 %100
59	M34	X	.679	.679	0 %100
60	M34	Z	.392	.392	0 %100
61	M35	X	.679	.679	0 %100
62	M35	Z	.392	.392	0 %100
63	M36	X	.388	.388	0 %100
64	M36	Z	.224	.224	0 %100
65	M37	X	.367	.367	0 %100
66	M37	Z	.212	.212	0 %100
67	M38	X	.367	.367	0 %100
68	M38	Z	.212	.212	0 %100
69	M39	X	.181	.181	0 %100
70	M39	Z	.105	.105	0 %100
71	M40	X	.181	.181	0 %100
72	M40	Z	.105	.105	0 %100
73	M43	X	.599	.599	0 %100
74	M43	Z	.346	.346	0 %100
75	M44	X	.417	.417	0 %100
76	M44	Z	.241	.241	0 %100
77	M45	X	.417	.417	0 %100
78	M45	Z	.241	.241	0 %100
79	M46	X	.066	.066	0 %100
80	M46	Z	.038	.038	0 %100
81	M47	X	.066	.066	0 %100
82	M47	Z	.038	.038	0 %100
83	M48	X	.679	.679	0 %100
84	M48	Z	.392	.392	0 %100
85	M49	X	.679	.679	0 %100
86	M49	Z	.392	.392	0 %100
87	M50	X	.679	.679	0 %100
88	M50	Z	.392	.392	0 %100
89	M51	X	.679	.679	0 %100
90	M51	Z	.392	.392	0 %100
91	M52	X	.388	.388	0 %100
92	M52	Z	.224	.224	0 %100



Member Distributed Loads (BLC 69 : Structure Wm (120 Deg)) (Continued)

Member Label	Direction	Start Magnitude[lb/ft,...	End Magnitude[lb/ft,F...	Start Location[ft, %]	End Location[ft, %]
93	M53	X	.388	.388	0 %100
94	M53	Z	.224	.224	0 %100
95	M54	X	.679	.679	0 %100
96	M54	Z	.392	.392	0 %100
97	M55	X	.679	.679	0 %100
98	M55	Z	.392	.392	0 %100
99	M56	X	.388	.388	0 %100
100	M56	Z	.224	.224	0 %100
101	M57	X	.367	.367	0 %100
102	M57	Z	.212	.212	0 %100
103	M58	X	.367	.367	0 %100
104	M58	Z	.212	.212	0 %100
105	M61	X	.599	.599	0 %100
106	M61	Z	.346	.346	0 %100
107	M62	X	.48	.48	0 %100
108	M62	Z	.277	.277	0 %100
109	M63	X	.48	.48	0 %100
110	M63	Z	.277	.277	0 %100
111	M64	X	.076	.076	0 %100
112	M64	Z	.044	.044	0 %100
113	M65	X	.076	.076	0 %100
114	M65	Z	.044	.044	0 %100
115	M66	X	.679	.679	0 %100
116	M66	Z	.392	.392	0 %100
117	M67	X	.679	.679	0 %100
118	M67	Z	.392	.392	0 %100
119	M68	X	.679	.679	0 %100
120	M68	Z	.392	.392	0 %100
121	M69	X	.679	.679	0 %100
122	M69	Z	.392	.392	0 %100
123	M70	X	.388	.388	0 %100
124	M70	Z	.224	.224	0 %100
125	M71	X	.388	.388	0 %100
126	M71	Z	.224	.224	0 %100
127	M72	X	.679	.679	0 %100
128	M72	Z	.392	.392	0 %100
129	M73	X	.679	.679	0 %100
130	M73	Z	.392	.392	0 %100
131	M74	X	.388	.388	0 %100
132	M74	Z	.224	.224	0 %100
133	M75	X	.385	.385	0 %100
134	M75	Z	.222	.222	0 %100
135	M76	X	.385	.385	0 %100
136	M76	Z	.222	.222	0 %100
137	M77	X	.725	.725	0 %100
138	M77	Z	.419	.419	0 %100
139	M78	X	.725	.725	0 %100
140	M78	Z	.419	.419	0 %100
141	M81	X	.599	.599	0 %100
142	M81	Z	.346	.346	0 %100
143	M82	X	.002	.002	0 %100
144	M82	Z	.001	.001	0 %100
145	M83	X	.002	.002	0 %100
146	M83	Z	.001	.001	0 %100
147	M84	X	.000353	.000353	0 %100
148	M84	Z	.000204	.000204	0 %100
149	M85	X	.000353	.000353	0 %100

Member Distributed Loads (BLC 69 : Structure Wm (120 Deg)) (Continued)

Member Label	Direction	Start Magnitude[lb/ft,...	End Magnitude[lb/ft,F...	Start Location[ft, %]	End Location[ft, %]
207	M117	X	.252	.252	0 %100
208	M117	Z	.146	.146	0 %100
209	M119	X	1.009	1.009	0 %100
210	M119	Z	.583	.583	0 %100
211	M121	X	1.009	1.009	0 %100
212	M121	Z	.583	.583	0 %100
213	M123	X	.252	.252	0 %100
214	M123	Z	.146	.146	0 %100
215	M125	X	.252	.252	0 %100
216	M125	Z	.146	.146	0 %100
217	M127	X	.655	.655	0 %100
218	M127	Z	.378	.378	0 %100
219	M128	X	.009	.009	0 %100
220	M128	Z	.005	.005	0 %100
221	M129	X	.51	.51	0 %100
222	M129	Z	.294	.294	0 %100
223	MP5A	X	.599	.599	0 %100
224	MP5A	Z	.346	.346	0 %100
225	MP1A	X	.599	.599	0 %100
226	MP1A	Z	.346	.346	0 %100
227	MP4A	X	.599	.599	0 %100
228	MP4A	Z	.346	.346	0 %100
229	MP2A	X	.599	.599	0 %100
230	MP2A	Z	.346	.346	0 %100
231	MP3A	X	.599	.599	0 %100
232	MP3A	Z	.346	.346	0 %100
233	MP5C	X	.599	.599	0 %100
234	MP5C	Z	.346	.346	0 %100
235	MP1C	X	.599	.599	0 %100
236	MP1C	Z	.346	.346	0 %100
237	MP4C	X	.599	.599	0 %100
238	MP4C	Z	.346	.346	0 %100
239	MP2C	X	.599	.599	0 %100
240	MP2C	Z	.346	.346	0 %100
241	MP3C	X	.599	.599	0 %100
242	MP3C	Z	.346	.346	0 %100
243	MP5B	X	.599	.599	0 %100
244	MP5B	Z	.346	.346	0 %100
245	MP1B	X	.599	.599	0 %100
246	MP1B	Z	.346	.346	0 %100
247	MP4B	X	.599	.599	0 %100
248	MP4B	Z	.346	.346	0 %100
249	MP2B	X	.599	.599	0 %100
250	MP2B	Z	.346	.346	0 %100
251	MP3B	X	.599	.599	0 %100
252	MP3B	Z	.346	.346	0 %100

Member Distributed Loads (BLC 70 : Structure Wm (150 Deg))

Member Label	Direction	Start Magnitude[lb/ft,...	End Magnitude[lb/ft,F...	Start Location[ft, %]	End Location[ft, %]
1	M1	X	.314	.314	0 %100
2	M1	Z	.544	.544	0 %100
3	M2	X	.314	.314	0 %100
4	M2	Z	.544	.544	0 %100
5	M5	X	.346	.346	0 %100
6	M5	Z	.599	.599	0 %100
7	M6	X	.105	.105	0 %100



Company :
 Designer :
 Job Number :
 Model Name : 469402-VZW_MT_LO_H

May 18, 2022
 9:08 AM
 Checked By: _____

Member Distributed Loads (BLC 70 : Structure Wm (150 Deg)) (Continued)

	Member Label	Direction	Start Magnitude[lb/ft,...	End Magnitude[lb/ft,F...	Start Location[ft,%]	End Location[ft, %]
8	M6	Z	.182	.182	0	%100
9	M7	X	.105	.105	0	%100
10	M7	Z	.182	.182	0	%100
11	M8	X	.017	.017	0	%100
12	M8	Z	.029	.029	0	%100
13	M9	X	.017	.017	0	%100
14	M9	Z	.029	.029	0	%100
15	M10	X	.167	.167	0	%100
16	M10	Z	.289	.289	0	%100
17	M11	X	.167	.167	0	%100
18	M11	Z	.289	.289	0	%100
19	M12	X	.167	.167	0	%100
20	M12	Z	.289	.289	0	%100
21	M13	X	.167	.167	0	%100
22	M13	Z	.289	.289	0	%100
23	M14	X	.224	.224	0	%100
24	M14	Z	.388	.388	0	%100
25	M15	X	.224	.224	0	%100
26	M15	Z	.388	.388	0	%100
27	M16	X	.167	.167	0	%100
28	M16	Z	.289	.289	0	%100
29	M17	X	.167	.167	0	%100
30	M17	Z	.289	.289	0	%100
31	M18	X	.224	.224	0	%100
32	M18	Z	.388	.388	0	%100
33	M19	X	.173	.173	0	%100
34	M19	Z	.3	.3	0	%100
35	M20	X	.173	.173	0	%100
36	M20	Z	.3	.3	0	%100
37	M23	X	.346	.346	0	%100
38	M23	Z	.599	.599	0	%100
39	M24	X	.069	.069	0	%100
40	M24	Z	.119	.119	0	%100
41	M25	X	.069	.069	0	%100
42	M25	Z	.119	.119	0	%100
43	M26	X	.011	.011	0	%100
44	M26	Z	.019	.019	0	%100
45	M27	X	.011	.011	0	%100
46	M27	Z	.019	.019	0	%100
47	M28	X	.167	.167	0	%100
48	M28	Z	.289	.289	0	%100
49	M29	X	.167	.167	0	%100
50	M29	Z	.289	.289	0	%100
51	M30	X	.167	.167	0	%100
52	M30	Z	.289	.289	0	%100
53	M31	X	.167	.167	0	%100
54	M31	Z	.289	.289	0	%100
55	M32	X	.224	.224	0	%100
56	M32	Z	.388	.388	0	%100
57	M33	X	.224	.224	0	%100
58	M33	Z	.388	.388	0	%100
59	M34	X	.167	.167	0	%100
60	M34	Z	.289	.289	0	%100
61	M35	X	.167	.167	0	%100
62	M35	Z	.289	.289	0	%100
63	M36	X	.224	.224	0	%100
64	M36	Z	.388	.388	0	%100

Member Distributed Loads (BLC 70 : Structure Wm (150 Deg)) (Continued)

Member Label	Direction	Start Magnitude[lb/ft,...	End Magnitude[lb/ft,F...	Start Location[ft.%]	End Location[ft.%]
65	M37	X	.163	.163	0 %100
66	M37	Z	.282	.282	0 %100
67	M38	X	.163	.163	0 %100
68	M38	Z	.282	.282	0 %100
69	M39	X	0	0	0 %100
70	M39	Z	0	0	0 %100
71	M40	X	0	0	0 %100
72	M40	Z	0	0	0 %100
73	M43	X	.346	.346	0 %100
74	M43	Z	.599	.599	0 %100
75	M44	X	.345	.345	0 %100
76	M44	Z	.597	.597	0 %100
77	M45	X	.345	.345	0 %100
78	M45	Z	.597	.597	0 %100
79	M46	X	.054	.054	0 %100
80	M46	Z	.094	.094	0 %100
81	M47	X	.054	.054	0 %100
82	M47	Z	.094	.094	0 %100
83	M48	X	.167	.167	0 %100
84	M48	Z	.289	.289	0 %100
85	M49	X	.167	.167	0 %100
86	M49	Z	.289	.289	0 %100
87	M50	X	.167	.167	0 %100
88	M50	Z	.289	.289	0 %100
89	M51	X	.167	.167	0 %100
90	M51	Z	.289	.289	0 %100
91	M52	X	.224	.224	0 %100
92	M52	Z	.388	.388	0 %100
93	M53	X	.224	.224	0 %100
94	M53	Z	.388	.388	0 %100
95	M54	X	.167	.167	0 %100
96	M54	Z	.289	.289	0 %100
97	M55	X	.167	.167	0 %100
98	M55	Z	.289	.289	0 %100
99	M56	X	.224	.224	0 %100
100	M56	Z	.388	.388	0 %100
101	M57	X	.241	.241	0 %100
102	M57	Z	.418	.418	0 %100
103	M58	X	.241	.241	0 %100
104	M58	Z	.418	.418	0 %100
105	M61	X	.346	.346	0 %100
106	M61	Z	.599	.599	0 %100
107	M62	X	.345	.345	0 %100
108	M62	Z	.597	.597	0 %100
109	M63	X	.345	.345	0 %100
110	M63	Z	.597	.597	0 %100
111	M64	X	.054	.054	0 %100
112	M64	Z	.094	.094	0 %100
113	M65	X	.054	.054	0 %100
114	M65	Z	.094	.094	0 %100
115	M66	X	.167	.167	0 %100
116	M66	Z	.289	.289	0 %100
117	M67	X	.167	.167	0 %100
118	M67	Z	.289	.289	0 %100
119	M68	X	.167	.167	0 %100
120	M68	Z	.289	.289	0 %100
121	M69	X	.167	.167	0 %100



Company :
 Designer :
 Job Number :
 Model Name : 469402-VZW_MT_LO_H

May 18, 2022
 9:08 AM
 Checked By: _____

Member Distributed Loads (BLC 70 : Structure Wm (150 Deg)) (Continued)

Member Label	Direction	Start Magnitude[lb/ft,...	End Magnitude[lb/ft,F...	Start Location[ft,%]	End Location[ft,%]
122	M69	Z	.289	.289	0 %100
123	M70	X	.224	.224	0 %100
124	M70	Z	.388	.388	0 %100
125	M71	X	.224	.224	0 %100
126	M71	Z	.388	.388	0 %100
127	M72	X	.167	.167	0 %100
128	M72	Z	.289	.289	0 %100
129	M73	X	.167	.167	0 %100
130	M73	Z	.289	.289	0 %100
131	M74	X	.224	.224	0 %100
132	M74	Z	.388	.388	0 %100
133	M75	X	.241	.241	0 %100
134	M75	Z	.418	.418	0 %100
135	M76	X	.241	.241	0 %100
136	M76	Z	.418	.418	0 %100
137	M77	X	.314	.314	0 %100
138	M77	Z	.544	.544	0 %100
139	M78	X	.314	.314	0 %100
140	M78	Z	.544	.544	0 %100
141	M81	X	.346	.346	0 %100
142	M81	Z	.599	.599	0 %100
143	M82	X	.069	.069	0 %100
144	M82	Z	.119	.119	0 %100
145	M83	X	.069	.069	0 %100
146	M83	Z	.119	.119	0 %100
147	M84	X	.011	.011	0 %100
148	M84	Z	.019	.019	0 %100
149	M85	X	.011	.011	0 %100
150	M85	Z	.019	.019	0 %100
151	M86	X	.167	.167	0 %100
152	M86	Z	.289	.289	0 %100
153	M87	X	.167	.167	0 %100
154	M87	Z	.289	.289	0 %100
155	M88	X	.167	.167	0 %100
156	M88	Z	.289	.289	0 %100
157	M89	X	.167	.167	0 %100
158	M89	Z	.289	.289	0 %100
159	M90	X	.224	.224	0 %100
160	M90	Z	.388	.388	0 %100
161	M91	X	.224	.224	0 %100
162	M91	Z	.388	.388	0 %100
163	M92	X	.167	.167	0 %100
164	M92	Z	.289	.289	0 %100
165	M93	X	.167	.167	0 %100
166	M93	Z	.289	.289	0 %100
167	M94	X	.224	.224	0 %100
168	M94	Z	.388	.388	0 %100
169	M95	X	.163	.163	0 %100
170	M95	Z	.282	.282	0 %100
171	M96	X	.163	.163	0 %100
172	M96	Z	.282	.282	0 %100
173	M99	X	.346	.346	0 %100
174	M99	Z	.599	.599	0 %100
175	M100	X	.105	.105	0 %100
176	M100	Z	.182	.182	0 %100
177	M101	X	.105	.105	0 %100
178	M101	Z	.182	.182	0 %100

Member Distributed Loads (BLC 70 : Structure Wm (150 Deg)) (Continued)

Member Label	Direction	Start Magnitude[lb/ft,...	End Magnitude[lb/ft,F...	Start Location[ft, %]	End Location[ft, %]
179	M102	X	.017	.017	0 %100
180	M102	Z	.029	.029	0 %100
181	M103	X	.017	.017	0 %100
182	M103	Z	.029	.029	0 %100
183	M104	X	.167	.167	0 %100
184	M104	Z	.289	.289	0 %100
185	M105	X	.167	.167	0 %100
186	M105	Z	.289	.289	0 %100
187	M106	X	.167	.167	0 %100
188	M106	Z	.289	.289	0 %100
189	M107	X	.167	.167	0 %100
190	M107	Z	.289	.289	0 %100
191	M108	X	.224	.224	0 %100
192	M108	Z	.388	.388	0 %100
193	M109	X	.224	.224	0 %100
194	M109	Z	.388	.388	0 %100
195	M110	X	.167	.167	0 %100
196	M110	Z	.289	.289	0 %100
197	M111	X	.167	.167	0 %100
198	M111	Z	.289	.289	0 %100
199	M112	X	.224	.224	0 %100
200	M112	Z	.388	.388	0 %100
201	M113	X	.173	.173	0 %100
202	M113	Z	.3	.3	0 %100
203	M114	X	.173	.173	0 %100
204	M114	Z	.3	.3	0 %100
205	M115	X	0	0	0 %100
206	M115	Z	0	0	0 %100
207	M117	X	0	0	0 %100
208	M117	Z	0	0	0 %100
209	M119	X	.437	.437	0 %100
210	M119	Z	.757	.757	0 %100
211	M121	X	.437	.437	0 %100
212	M121	Z	.757	.757	0 %100
213	M123	X	.437	.437	0 %100
214	M123	Z	.757	.757	0 %100
215	M125	X	.437	.437	0 %100
216	M125	Z	.757	.757	0 %100
217	M127	X	.447	.447	0 %100
218	M127	Z	.774	.774	0 %100
219	M128	X	.158	.158	0 %100
220	M128	Z	.273	.273	0 %100
221	M129	X	.074	.074	0 %100
222	M129	Z	.128	.128	0 %100
223	MP5A	X	.346	.346	0 %100
224	MP5A	Z	.599	.599	0 %100
225	MP1A	X	.346	.346	0 %100
226	MP1A	Z	.599	.599	0 %100
227	MP4A	X	.346	.346	0 %100
228	MP4A	Z	.599	.599	0 %100
229	MP2A	X	.346	.346	0 %100
230	MP2A	Z	.599	.599	0 %100
231	MP3A	X	.346	.346	0 %100
232	MP3A	Z	.599	.599	0 %100
233	MP5C	X	.346	.346	0 %100
234	MP5C	Z	.599	.599	0 %100
235	MP1C	X	.346	.346	0 %100



Company :
 Designer :
 Job Number :
 Model Name : 469402-VZW_MT_LO_H

May 18, 2022
 9:08 AM
 Checked By: _____

Member Distributed Loads (BLC 70 : Structure Wm (150 Deg)) (Continued)

	Member Label	Direction	Start Magnitude[lb/ft,...	End Magnitude[lb/ft,F...	Start Location[ft,%]	End Location[ft,%]
236	MP1C	Z	.599	.599	0	%100
237	MP4C	X	.346	.346	0	%100
238	MP4C	Z	.599	.599	0	%100
239	MP2C	X	.346	.346	0	%100
240	MP2C	Z	.599	.599	0	%100
241	MP3C	X	.346	.346	0	%100
242	MP3C	Z	.599	.599	0	%100
243	MP5B	X	.346	.346	0	%100
244	MP5B	Z	.599	.599	0	%100
245	MP1B	X	.346	.346	0	%100
246	MP1B	Z	.599	.599	0	%100
247	MP4B	X	.346	.346	0	%100
248	MP4B	Z	.599	.599	0	%100
249	MP2B	X	.346	.346	0	%100
250	MP2B	Z	.599	.599	0	%100
251	MP3B	X	.346	.346	0	%100
252	MP3B	Z	.599	.599	0	%100

Member Distributed Loads (BLC 71 : Structure Wm (180 Deg))

	Member Label	Direction	Start Magnitude[lb/ft,...	End Magnitude[lb/ft,F...	Start Location[ft,%]	End Location[ft,%]
1	M1	X	0	0	0	%100
2	M1	Z	.837	.837	0	%100
3	M2	X	0	0	0	%100
4	M2	Z	.837	.837	0	%100
5	M5	X	0	0	0	%100
6	M5	Z	.692	.692	0	%100
7	M6	X	0	0	0	%100
8	M6	Z	.003	.003	0	%100
9	M7	X	0	0	0	%100
10	M7	Z	.003	.003	0	%100
11	M8	X	0	0	0	%100
12	M8	Z	.000407	.000407	0	%100
13	M9	X	0	0	0	%100
14	M9	Z	.000407	.000407	0	%100
15	M10	X	0	0	0	%100
16	M10	Z	.109	.109	0	%100
17	M11	X	0	0	0	%100
18	M11	Z	.109	.109	0	%100
19	M12	X	0	0	0	%100
20	M12	Z	.109	.109	0	%100
21	M13	X	0	0	0	%100
22	M13	Z	.109	.109	0	%100
23	M14	X	0	0	0	%100
24	M14	Z	.448	.448	0	%100
25	M15	X	0	0	0	%100
26	M15	Z	.448	.448	0	%100
27	M16	X	0	0	0	%100
28	M16	Z	.109	.109	0	%100
29	M17	X	0	0	0	%100
30	M17	Z	.109	.109	0	%100
31	M18	X	0	0	0	%100
32	M18	Z	.448	.448	0	%100
33	M19	X	0	0	0	%100
34	M19	Z	.287	.287	0	%100
35	M20	X	0	0	0	%100
36	M20	Z	.287	.287	0	%100



Company :
 Designer :
 Job Number :
 Model Name : 469402-VZW_MT_LO_H

May 18, 2022
 9:08 AM
 Checked By: _____

Member Distributed Loads (BLC 71 : Structure Wm (180 Deg)) (Continued)

	Member Label	Direction	Start Magnitude[lb/ft,...	End Magnitude[lb/ft,F...	Start Location[ft, %]	End Location[ft, %]
37	M23	X	0	0	0	%100
38	M23	Z	.692	.692	0	%100
39	M24	X	0	0	0	%100
40	M24	Z	.003	.003	0	%100
41	M25	X	0	0	0	%100
42	M25	Z	.003	.003	0	%100
43	M26	X	0	0	0	%100
44	M26	Z	.000407	.000407	0	%100
45	M27	X	0	0	0	%100
46	M27	Z	.000407	.000407	0	%100
47	M28	X	0	0	0	%100
48	M28	Z	.109	.109	0	%100
49	M29	X	0	0	0	%100
50	M29	Z	.109	.109	0	%100
51	M30	X	0	0	0	%100
52	M30	Z	.109	.109	0	%100
53	M31	X	0	0	0	%100
54	M31	Z	.109	.109	0	%100
55	M32	X	0	0	0	%100
56	M32	Z	.448	.448	0	%100
57	M33	X	0	0	0	%100
58	M33	Z	.448	.448	0	%100
59	M34	X	0	0	0	%100
60	M34	Z	.109	.109	0	%100
61	M35	X	0	0	0	%100
62	M35	Z	.109	.109	0	%100
63	M36	X	0	0	0	%100
64	M36	Z	.448	.448	0	%100
65	M37	X	0	0	0	%100
66	M37	Z	.287	.287	0	%100
67	M38	X	0	0	0	%100
68	M38	Z	.287	.287	0	%100
69	M39	X	0	0	0	%100
70	M39	Z	.209	.209	0	%100
71	M40	X	0	0	0	%100
72	M40	Z	.209	.209	0	%100
73	M43	X	0	0	0	%100
74	M43	Z	.692	.692	0	%100
75	M44	X	0	0	0	%100
76	M44	Z	.554	.554	0	%100
77	M45	X	0	0	0	%100
78	M45	Z	.554	.554	0	%100
79	M46	X	0	0	0	%100
80	M46	Z	.087	.087	0	%100
81	M47	X	0	0	0	%100
82	M47	Z	.087	.087	0	%100
83	M48	X	0	0	0	%100
84	M48	Z	.109	.109	0	%100
85	M49	X	0	0	0	%100
86	M49	Z	.109	.109	0	%100
87	M50	X	0	0	0	%100
88	M50	Z	.109	.109	0	%100
89	M51	X	0	0	0	%100
90	M51	Z	.109	.109	0	%100
91	M52	X	0	0	0	%100
92	M52	Z	.448	.448	0	%100
93	M53	X	0	0	0	%100



Company :
 Designer :
 Job Number :
 Model Name : 469402-VZW_MT_LO_H

May 18, 2022
 9:08 AM
 Checked By: _____

Member Distributed Loads (BLC 71 : Structure Wm (180 Deg)) (Continued)

	Member Label	Direction	Start Magnitude[lb/ft,...	End Magnitude[lb/ft,F...	Start Location[ft, %]	End Location[ft, %]
94	M53	Z	.448	.448	0	%100
95	M54	X	0	0	0	%100
96	M54	Z	.109	.109	0	%100
97	M55	X	0	0	0	%100
98	M55	Z	.109	.109	0	%100
99	M56	X	0	0	0	%100
100	M56	Z	.448	.448	0	%100
101	M57	X	0	0	0	%100
102	M57	Z	.444	.444	0	%100
103	M58	X	0	0	0	%100
104	M58	Z	.444	.444	0	%100
105	M61	X	0	0	0	%100
106	M61	Z	.692	.692	0	%100
107	M62	X	0	0	0	%100
108	M62	Z	.481	.481	0	%100
109	M63	X	0	0	0	%100
110	M63	Z	.481	.481	0	%100
111	M64	X	0	0	0	%100
112	M64	Z	.076	.076	0	%100
113	M65	X	0	0	0	%100
114	M65	Z	.076	.076	0	%100
115	M66	X	0	0	0	%100
116	M66	Z	.109	.109	0	%100
117	M67	X	0	0	0	%100
118	M67	Z	.109	.109	0	%100
119	M68	X	0	0	0	%100
120	M68	Z	.109	.109	0	%100
121	M69	X	0	0	0	%100
122	M69	Z	.109	.109	0	%100
123	M70	X	0	0	0	%100
124	M70	Z	.448	.448	0	%100
125	M71	X	0	0	0	%100
126	M71	Z	.448	.448	0	%100
127	M72	X	0	0	0	%100
128	M72	Z	.109	.109	0	%100
129	M73	X	0	0	0	%100
130	M73	Z	.109	.109	0	%100
131	M74	X	0	0	0	%100
132	M74	Z	.448	.448	0	%100
133	M75	X	0	0	0	%100
134	M75	Z	.424	.424	0	%100
135	M76	X	0	0	0	%100
136	M76	Z	.424	.424	0	%100
137	M77	X	0	0	0	%100
138	M77	Z	.209	.209	0	%100
139	M78	X	0	0	0	%100
140	M78	Z	.209	.209	0	%100
141	M81	X	0	0	0	%100
142	M81	Z	.692	.692	0	%100
143	M82	X	0	0	0	%100
144	M82	Z	.481	.481	0	%100
145	M83	X	0	0	0	%100
146	M83	Z	.481	.481	0	%100
147	M84	X	0	0	0	%100
148	M84	Z	.076	.076	0	%100
149	M85	X	0	0	0	%100
150	M85	Z	.076	.076	0	%100



Company :
 Designer :
 Job Number :
 Model Name : 469402-VZW_MT_LO_H

May 18, 2022
 9:08 AM
 Checked By: _____

Member Distributed Loads (BLC 71 : Structure Wm (180 Deg)) (Continued)

Member Label	Direction	Start Magnitude[lb/ft,...	End Magnitude[lb/ft,F...	Start Location[ft, %]	End Location[ft, %]
151	M86	X	0	0	%100
152	M86	Z	.109	.109	%100
153	M87	X	0	0	%100
154	M87	Z	.109	.109	%100
155	M88	X	0	0	%100
156	M88	Z	.109	.109	%100
157	M89	X	0	0	%100
158	M89	Z	.109	.109	%100
159	M90	X	0	0	%100
160	M90	Z	.448	.448	%100
161	M91	X	0	0	%100
162	M91	Z	.448	.448	%100
163	M92	X	0	0	%100
164	M92	Z	.109	.109	%100
165	M93	X	0	0	%100
166	M93	Z	.109	.109	%100
167	M94	X	0	0	%100
168	M94	Z	.448	.448	%100
169	M95	X	0	0	%100
170	M95	Z	.424	.424	%100
171	M96	X	0	0	%100
172	M96	Z	.424	.424	%100
173	M99	X	0	0	%100
174	M99	Z	.692	.692	%100
175	M100	X	0	0	%100
176	M100	Z	.554	.554	%100
177	M101	X	0	0	%100
178	M101	Z	.554	.554	%100
179	M102	X	0	0	%100
180	M102	Z	.087	.087	%100
181	M103	X	0	0	%100
182	M103	Z	.087	.087	%100
183	M104	X	0	0	%100
184	M104	Z	.109	.109	%100
185	M105	X	0	0	%100
186	M105	Z	.109	.109	%100
187	M106	X	0	0	%100
188	M106	Z	.109	.109	%100
189	M107	X	0	0	%100
190	M107	Z	.109	.109	%100
191	M108	X	0	0	%100
192	M108	Z	.448	.448	%100
193	M109	X	0	0	%100
194	M109	Z	.448	.448	%100
195	M110	X	0	0	%100
196	M110	Z	.109	.109	%100
197	M111	X	0	0	%100
198	M111	Z	.109	.109	%100
199	M112	X	0	0	%100
200	M112	Z	.448	.448	%100
201	M113	X	0	0	%100
202	M113	Z	.444	.444	%100
203	M114	X	0	0	%100
204	M114	Z	.444	.444	%100
205	M115	X	0	0	%100
206	M115	Z	.291	.291	%100
207	M117	X	0	0	%100



Company :
 Designer :
 Job Number :
 Model Name : 469402-VZW_MT_LO_H

May 18, 2022
 9:08 AM
 Checked By: _____

Member Distributed Loads (BLC 71 : Structure Wm (180 Deg)) (Continued)

	Member Label	Direction	Start Magnitude[lb/ft,...	End Magnitude[lb/ft,F...	Start Location[ft, %]	End Location[ft, %]
208	M117	Z	.291	.291	0	%100
209	M119	X	0	0	0	%100
210	M119	Z	.291	.291	0	%100
211	M121	X	0	0	0	%100
212	M121	Z	.291	.291	0	%100
213	M123	X	0	0	0	%100
214	M123	Z	1.165	1.165	0	%100
215	M125	X	0	0	0	%100
216	M125	Z	1.165	1.165	0	%100
217	M127	X	0	0	0	%100
218	M127	Z	.589	.589	0	%100
219	M128	X	0	0	0	%100
220	M128	Z	.757	.757	0	%100
221	M129	X	0	0	0	%100
222	M129	Z	.01	.01	0	%100
223	MP5A	X	0	0	0	%100
224	MP5A	Z	.692	.692	0	%100
225	MP1A	X	0	0	0	%100
226	MP1A	Z	.692	.692	0	%100
227	MP4A	X	0	0	0	%100
228	MP4A	Z	.692	.692	0	%100
229	MP2A	X	0	0	0	%100
230	MP2A	Z	.692	.692	0	%100
231	MP3A	X	0	0	0	%100
232	MP3A	Z	.692	.692	0	%100
233	MP5C	X	0	0	0	%100
234	MP5C	Z	.692	.692	0	%100
235	MP1C	X	0	0	0	%100
236	MP1C	Z	.692	.692	0	%100
237	MP4C	X	0	0	0	%100
238	MP4C	Z	.692	.692	0	%100
239	MP2C	X	0	0	0	%100
240	MP2C	Z	.692	.692	0	%100
241	MP3C	X	0	0	0	%100
242	MP3C	Z	.692	.692	0	%100
243	MP5B	X	0	0	0	%100
244	MP5B	Z	.692	.692	0	%100
245	MP1B	X	0	0	0	%100
246	MP1B	Z	.692	.692	0	%100
247	MP4B	X	0	0	0	%100
248	MP4B	Z	.692	.692	0	%100
249	MP2B	X	0	0	0	%100
250	MP2B	Z	.692	.692	0	%100
251	MP3B	X	0	0	0	%100
252	MP3B	Z	.692	.692	0	%100

Member Distributed Loads (BLC 72 : Structure Wm (210 Deg))

	Member Label	Direction	Start Magnitude[lb/ft,...	End Magnitude[lb/ft,F...	Start Location[ft, %]	End Location[ft, %]
1	M1	X	-.314	-.314	0	%100
2	M1	Z	.544	.544	0	%100
3	M2	X	-.314	-.314	0	%100
4	M2	Z	.544	.544	0	%100
5	M5	X	-.346	-.346	0	%100
6	M5	Z	.599	.599	0	%100
7	M6	X	-.069	-.069	0	%100
8	M6	Z	.119	.119	0	%100



Company :
 Designer :
 Job Number :
 Model Name : 469402-VZW_MT_LO_H

May 18, 2022
 9:08 AM
 Checked By: _____

Member Distributed Loads (BLC 72 : Structure Wm (210 Deg)) (Continued)

	Member Label	Direction	Start Magnitude[lb/ft,...	End Magnitude[lb/ft,F...	Start Location[ft, %]	End Location[ft, %]
9	M7	X	-.069	-.069	0	%100
10	M7	Z	.119	.119	0	%100
11	M8	X	-.011	-.011	0	%100
12	M8	Z	.019	.019	0	%100
13	M9	X	-.011	-.011	0	%100
14	M9	Z	.019	.019	0	%100
15	M10	X	-.167	-.167	0	%100
16	M10	Z	.289	.289	0	%100
17	M11	X	-.167	-.167	0	%100
18	M11	Z	.289	.289	0	%100
19	M12	X	-.167	-.167	0	%100
20	M12	Z	.289	.289	0	%100
21	M13	X	-.167	-.167	0	%100
22	M13	Z	.289	.289	0	%100
23	M14	X	-.224	-.224	0	%100
24	M14	Z	.388	.388	0	%100
25	M15	X	-.224	-.224	0	%100
26	M15	Z	.388	.388	0	%100
27	M16	X	-.167	-.167	0	%100
28	M16	Z	.289	.289	0	%100
29	M17	X	-.167	-.167	0	%100
30	M17	Z	.289	.289	0	%100
31	M18	X	-.224	-.224	0	%100
32	M18	Z	.388	.388	0	%100
33	M19	X	-.163	-.163	0	%100
34	M19	Z	.282	.282	0	%100
35	M20	X	-.163	-.163	0	%100
36	M20	Z	.282	.282	0	%100
37	M23	X	-.346	-.346	0	%100
38	M23	Z	.599	.599	0	%100
39	M24	X	-.105	-.105	0	%100
40	M24	Z	.182	.182	0	%100
41	M25	X	-.105	-.105	0	%100
42	M25	Z	.182	.182	0	%100
43	M26	X	-.017	-.017	0	%100
44	M26	Z	.029	.029	0	%100
45	M27	X	-.017	-.017	0	%100
46	M27	Z	.029	.029	0	%100
47	M28	X	-.167	-.167	0	%100
48	M28	Z	.289	.289	0	%100
49	M29	X	-.167	-.167	0	%100
50	M29	Z	.289	.289	0	%100
51	M30	X	-.167	-.167	0	%100
52	M30	Z	.289	.289	0	%100
53	M31	X	-.167	-.167	0	%100
54	M31	Z	.289	.289	0	%100
55	M32	X	-.224	-.224	0	%100
56	M32	Z	.388	.388	0	%100
57	M33	X	-.224	-.224	0	%100
58	M33	Z	.388	.388	0	%100
59	M34	X	-.167	-.167	0	%100
60	M34	Z	.289	.289	0	%100
61	M35	X	-.167	-.167	0	%100
62	M35	Z	.289	.289	0	%100
63	M36	X	-.224	-.224	0	%100
64	M36	Z	.388	.388	0	%100
65	M37	X	-.173	-.173	0	%100



Company :
 Designer :
 Job Number :
 Model Name : 469402-VZW_MT_LO_H

May 18, 2022
 9:08 AM
 Checked By: _____

Member Distributed Loads (BLC 72 : Structure Wm (210 Deg)) (Continued)

Member Label	Direction	Start Magnitude[lb/ft,...	End Magnitude[lb/ft,F...	Start Location[ft, %]	End Location[ft, %]
66	M37	Z	.3	.3	0 %100
67	M38	X	-.173	-.173	0 %100
68	M38	Z	.3	.3	0 %100
69	M39	X	-.314	-.314	0 %100
70	M39	Z	.544	.544	0 %100
71	M40	X	-.314	-.314	0 %100
72	M40	Z	.544	.544	0 %100
73	M43	X	-.346	-.346	0 %100
74	M43	Z	.599	.599	0 %100
75	M44	X	-.105	-.105	0 %100
76	M44	Z	.182	.182	0 %100
77	M45	X	-.105	-.105	0 %100
78	M45	Z	.182	.182	0 %100
79	M46	X	-.017	-.017	0 %100
80	M46	Z	.029	.029	0 %100
81	M47	X	-.017	-.017	0 %100
82	M47	Z	.029	.029	0 %100
83	M48	X	-.167	-.167	0 %100
84	M48	Z	.289	.289	0 %100
85	M49	X	-.167	-.167	0 %100
86	M49	Z	.289	.289	0 %100
87	M50	X	-.167	-.167	0 %100
88	M50	Z	.289	.289	0 %100
89	M51	X	-.167	-.167	0 %100
90	M51	Z	.289	.289	0 %100
91	M52	X	-.224	-.224	0 %100
92	M52	Z	.388	.388	0 %100
93	M53	X	-.224	-.224	0 %100
94	M53	Z	.388	.388	0 %100
95	M54	X	-.167	-.167	0 %100
96	M54	Z	.289	.289	0 %100
97	M55	X	-.167	-.167	0 %100
98	M55	Z	.289	.289	0 %100
99	M56	X	-.224	-.224	0 %100
100	M56	Z	.388	.388	0 %100
101	M57	X	-.173	-.173	0 %100
102	M57	Z	.3	.3	0 %100
103	M58	X	-.173	-.173	0 %100
104	M58	Z	.3	.3	0 %100
105	M61	X	-.346	-.346	0 %100
106	M61	Z	.599	.599	0 %100
107	M62	X	-.069	-.069	0 %100
108	M62	Z	.119	.119	0 %100
109	M63	X	-.069	-.069	0 %100
110	M63	Z	.119	.119	0 %100
111	M64	X	-.011	-.011	0 %100
112	M64	Z	.019	.019	0 %100
113	M65	X	-.011	-.011	0 %100
114	M65	Z	.019	.019	0 %100
115	M66	X	-.167	-.167	0 %100
116	M66	Z	.289	.289	0 %100
117	M67	X	-.167	-.167	0 %100
118	M67	Z	.289	.289	0 %100
119	M68	X	-.167	-.167	0 %100
120	M68	Z	.289	.289	0 %100
121	M69	X	-.167	-.167	0 %100
122	M69	Z	.289	.289	0 %100

Member Distributed Loads (BLC 72 : Structure Wm (210 Deg)) (Continued)

Member Label	Direction	Start Magnitude[lb/ft,...	End Magnitude[lb/ft,F...	Start Location[ft, %]	End Location[ft, %]
123	M70	X	-.224	-.224	0 %100
124	M70	Z	.388	.388	0 %100
125	M71	X	-.224	-.224	0 %100
126	M71	Z	.388	.388	0 %100
127	M72	X	-.167	-.167	0 %100
128	M72	Z	.289	.289	0 %100
129	M73	X	-.167	-.167	0 %100
130	M73	Z	.289	.289	0 %100
131	M74	X	-.224	-.224	0 %100
132	M74	Z	.388	.388	0 %100
133	M75	X	-.163	-.163	0 %100
134	M75	Z	.282	.282	0 %100
135	M76	X	-.163	-.163	0 %100
136	M76	Z	.282	.282	0 %100
137	M77	X	0	0	0 %100
138	M77	Z	0	0	0 %100
139	M78	X	0	0	0 %100
140	M78	Z	0	0	0 %100
141	M81	X	-.346	-.346	0 %100
142	M81	Z	.599	.599	0 %100
143	M82	X	-.345	-.345	0 %100
144	M82	Z	.597	.597	0 %100
145	M83	X	-.345	-.345	0 %100
146	M83	Z	.597	.597	0 %100
147	M84	X	-.054	-.054	0 %100
148	M84	Z	.094	.094	0 %100
149	M85	X	-.054	-.054	0 %100
150	M85	Z	.094	.094	0 %100
151	M86	X	-.167	-.167	0 %100
152	M86	Z	.289	.289	0 %100
153	M87	X	-.167	-.167	0 %100
154	M87	Z	.289	.289	0 %100
155	M88	X	-.167	-.167	0 %100
156	M88	Z	.289	.289	0 %100
157	M89	X	-.167	-.167	0 %100
158	M89	Z	.289	.289	0 %100
159	M90	X	-.224	-.224	0 %100
160	M90	Z	.388	.388	0 %100
161	M91	X	-.224	-.224	0 %100
162	M91	Z	.388	.388	0 %100
163	M92	X	-.167	-.167	0 %100
164	M92	Z	.289	.289	0 %100
165	M93	X	-.167	-.167	0 %100
166	M93	Z	.289	.289	0 %100
167	M94	X	-.224	-.224	0 %100
168	M94	Z	.388	.388	0 %100
169	M95	X	-.241	-.241	0 %100
170	M95	Z	.418	.418	0 %100
171	M96	X	-.241	-.241	0 %100
172	M96	Z	.418	.418	0 %100
173	M99	X	-.346	-.346	0 %100
174	M99	Z	.599	.599	0 %100
175	M100	X	-.345	-.345	0 %100
176	M100	Z	.597	.597	0 %100
177	M101	X	-.345	-.345	0 %100
178	M101	Z	.597	.597	0 %100
179	M102	X	-.054	-.054	0 %100



Company :
 Designer :
 Job Number :
 Model Name : 469402-VZW_MT_LO_H

May 18, 2022
 9:08 AM
 Checked By: _____

Member Distributed Loads (BLC 72 : Structure Wm (210 Deg)) (Continued)

Member Label	Direction	Start Magnitude[lb/ft,...	End Magnitude[lb/ft,F...	Start Location[ft,%]	End Location[ft,%]
180	M102	Z	.094	.094	0 %100
181	M103	X	-.054	-.054	0 %100
182	M103	Z	.094	.094	0 %100
183	M104	X	-.167	-.167	0 %100
184	M104	Z	.289	.289	0 %100
185	M105	X	-.167	-.167	0 %100
186	M105	Z	.289	.289	0 %100
187	M106	X	-.167	-.167	0 %100
188	M106	Z	.289	.289	0 %100
189	M107	X	-.167	-.167	0 %100
190	M107	Z	.289	.289	0 %100
191	M108	X	-.224	-.224	0 %100
192	M108	Z	.388	.388	0 %100
193	M109	X	-.224	-.224	0 %100
194	M109	Z	.388	.388	0 %100
195	M110	X	-.167	-.167	0 %100
196	M110	Z	.289	.289	0 %100
197	M111	X	-.167	-.167	0 %100
198	M111	Z	.289	.289	0 %100
199	M112	X	-.224	-.224	0 %100
200	M112	Z	.388	.388	0 %100
201	M113	X	-.241	-.241	0 %100
202	M113	Z	.418	.418	0 %100
203	M114	X	-.241	-.241	0 %100
204	M114	Z	.418	.418	0 %100
205	M115	X	-.437	-.437	0 %100
206	M115	Z	.757	.757	0 %100
207	M117	X	-.437	-.437	0 %100
208	M117	Z	.757	.757	0 %100
209	M119	X	0	0	0 %100
210	M119	Z	0	0	0 %100
211	M121	X	0	0	0 %100
212	M121	Z	0	0	0 %100
213	M123	X	-.437	-.437	0 %100
214	M123	Z	.757	.757	0 %100
215	M125	X	-.437	-.437	0 %100
216	M125	Z	.757	.757	0 %100
217	M127	X	-.074	-.074	0 %100
218	M127	Z	.128	.128	0 %100
219	M128	X	-.447	-.447	0 %100
220	M128	Z	.774	.774	0 %100
221	M129	X	-.158	-.158	0 %100
222	M129	Z	.273	.273	0 %100
223	MP5A	X	-.346	-.346	0 %100
224	MP5A	Z	.599	.599	0 %100
225	MP1A	X	-.346	-.346	0 %100
226	MP1A	Z	.599	.599	0 %100
227	MP4A	X	-.346	-.346	0 %100
228	MP4A	Z	.599	.599	0 %100
229	MP2A	X	-.346	-.346	0 %100
230	MP2A	Z	.599	.599	0 %100
231	MP3A	X	-.346	-.346	0 %100
232	MP3A	Z	.599	.599	0 %100
233	MP5C	X	-.346	-.346	0 %100
234	MP5C	Z	.599	.599	0 %100
235	MP1C	X	-.346	-.346	0 %100
236	MP1C	Z	.599	.599	0 %100



Company :
 Designer :
 Job Number :
 Model Name : 469402-VZW_MT_LO_H

May 18, 2022
 9:08 AM
 Checked By: _____

Member Distributed Loads (BLC 72 : Structure Wm (210 Deg)) (Continued)

	Member Label	Direction	Start Magnitude[lb/ft,...	End Magnitude[lb/ft,F...	Start Location[ft, %]	End Location[ft, %]
237	MP4C	X	-.346	-.346	0	%100
238	MP4C	Z	.599	.599	0	%100
239	MP2C	X	-.346	-.346	0	%100
240	MP2C	Z	.599	.599	0	%100
241	MP3C	X	-.346	-.346	0	%100
242	MP3C	Z	.599	.599	0	%100
243	MP5B	X	-.346	-.346	0	%100
244	MP5B	Z	.599	.599	0	%100
245	MP1B	X	-.346	-.346	0	%100
246	MP1B	Z	.599	.599	0	%100
247	MP4B	X	-.346	-.346	0	%100
248	MP4B	Z	.599	.599	0	%100
249	MP2B	X	-.346	-.346	0	%100
250	MP2B	Z	.599	.599	0	%100
251	MP3B	X	-.346	-.346	0	%100
252	MP3B	Z	.599	.599	0	%100

Member Distributed Loads (BLC 73 : Structure Wm (240 Deg))

	Member Label	Direction	Start Magnitude[lb/ft,...	End Magnitude[lb/ft,F...	Start Location[ft, %]	End Location[ft, %]
1	M1	X	-.181	-.181	0	%100
2	M1	Z	.105	.105	0	%100
3	M2	X	-.181	-.181	0	%100
4	M2	Z	.105	.105	0	%100
5	M5	X	-.599	-.599	0	%100
6	M5	Z	.346	.346	0	%100
7	M6	X	-.417	-.417	0	%100
8	M6	Z	.241	.241	0	%100
9	M7	X	-.417	-.417	0	%100
10	M7	Z	.241	.241	0	%100
11	M8	X	-.066	-.066	0	%100
12	M8	Z	.038	.038	0	%100
13	M9	X	-.066	-.066	0	%100
14	M9	Z	.038	.038	0	%100
15	M10	X	-.679	-.679	0	%100
16	M10	Z	.392	.392	0	%100
17	M11	X	-.679	-.679	0	%100
18	M11	Z	.392	.392	0	%100
19	M12	X	-.679	-.679	0	%100
20	M12	Z	.392	.392	0	%100
21	M13	X	-.679	-.679	0	%100
22	M13	Z	.392	.392	0	%100
23	M14	X	-.388	-.388	0	%100
24	M14	Z	.224	.224	0	%100
25	M15	X	-.388	-.388	0	%100
26	M15	Z	.224	.224	0	%100
27	M16	X	-.679	-.679	0	%100
28	M16	Z	.392	.392	0	%100
29	M17	X	-.679	-.679	0	%100
30	M17	Z	.392	.392	0	%100
31	M18	X	-.388	-.388	0	%100
32	M18	Z	.224	.224	0	%100
33	M19	X	-.367	-.367	0	%100
34	M19	Z	.212	.212	0	%100
35	M20	X	-.367	-.367	0	%100
36	M20	Z	.212	.212	0	%100
37	M23	X	-.599	-.599	0	%100



Company :
 Designer :
 Job Number :
 Model Name : 469402-VZW_MT_LO_H

May 18, 2022
 9:08 AM
 Checked By: _____

Member Distributed Loads (BLC 73 : Structure Wm (240 Deg)) (Continued)

Member Label	Direction	Start Magnitude[lb/ft,...	End Magnitude[lb/ft,F...	Start Location[ft, %]	End Location[ft, %]
38	M23	Z	.346	.346	0 %100
39	M24	X	-.48	-.48	0 %100
40	M24	Z	.277	.277	0 %100
41	M25	X	-.48	-.48	0 %100
42	M25	Z	.277	.277	0 %100
43	M26	X	-.076	-.076	0 %100
44	M26	Z	.044	.044	0 %100
45	M27	X	-.076	-.076	0 %100
46	M27	Z	.044	.044	0 %100
47	M28	X	-.679	-.679	0 %100
48	M28	Z	.392	.392	0 %100
49	M29	X	-.679	-.679	0 %100
50	M29	Z	.392	.392	0 %100
51	M30	X	-.679	-.679	0 %100
52	M30	Z	.392	.392	0 %100
53	M31	X	-.679	-.679	0 %100
54	M31	Z	.392	.392	0 %100
55	M32	X	-.388	-.388	0 %100
56	M32	Z	.224	.224	0 %100
57	M33	X	-.388	-.388	0 %100
58	M33	Z	.224	.224	0 %100
59	M34	X	-.679	-.679	0 %100
60	M34	Z	.392	.392	0 %100
61	M35	X	-.679	-.679	0 %100
62	M35	Z	.392	.392	0 %100
63	M36	X	-.388	-.388	0 %100
64	M36	Z	.224	.224	0 %100
65	M37	X	-.385	-.385	0 %100
66	M37	Z	.222	.222	0 %100
67	M38	X	-.385	-.385	0 %100
68	M38	Z	.222	.222	0 %100
69	M39	X	-.725	-.725	0 %100
70	M39	Z	.419	.419	0 %100
71	M40	X	-.725	-.725	0 %100
72	M40	Z	.419	.419	0 %100
73	M43	X	-.599	-.599	0 %100
74	M43	Z	.346	.346	0 %100
75	M44	X	-.002	-.002	0 %100
76	M44	Z	.001	.001	0 %100
77	M45	X	-.002	-.002	0 %100
78	M45	Z	.001	.001	0 %100
79	M46	X	-.000353	-.000353	0 %100
80	M46	Z	.000204	.000204	0 %100
81	M47	X	-.000353	-.000353	0 %100
82	M47	Z	.000204	.000204	0 %100
83	M48	X	-.679	-.679	0 %100
84	M48	Z	.392	.392	0 %100
85	M49	X	-.679	-.679	0 %100
86	M49	Z	.392	.392	0 %100
87	M50	X	-.679	-.679	0 %100
88	M50	Z	.392	.392	0 %100
89	M51	X	-.679	-.679	0 %100
90	M51	Z	.392	.392	0 %100
91	M52	X	-.388	-.388	0 %100
92	M52	Z	.224	.224	0 %100
93	M53	X	-.388	-.388	0 %100
94	M53	Z	.224	.224	0 %100

Member Distributed Loads (BLC 73 : Structure Wm (240 Deg)) (Continued)

	Member Label	Direction	Start Magnitude[lb/ft,...	End Magnitude[lb/ft,F...	Start Location[ft, %]	End Location[ft, %]
95	M54	X	-.679	-.679	0	%100
96	M54	Z	.392	.392	0	%100
97	M55	X	-.679	-.679	0	%100
98	M55	Z	.392	.392	0	%100
99	M56	X	-.388	-.388	0	%100
100	M56	Z	.224	.224	0	%100
101	M57	X	-.249	-.249	0	%100
102	M57	Z	.144	.144	0	%100
103	M58	X	-.249	-.249	0	%100
104	M58	Z	.144	.144	0	%100
105	M61	X	-.599	-.599	0	%100
106	M61	Z	.346	.346	0	%100
107	M62	X	-.002	-.002	0	%100
108	M62	Z	.001	.001	0	%100
109	M63	X	-.002	-.002	0	%100
110	M63	Z	.001	.001	0	%100
111	M64	X	-.000353	-.000353	0	%100
112	M64	Z	.000204	.000204	0	%100
113	M65	X	-.000353	-.000353	0	%100
114	M65	Z	.000204	.000204	0	%100
115	M66	X	-.679	-.679	0	%100
116	M66	Z	.392	.392	0	%100
117	M67	X	-.679	-.679	0	%100
118	M67	Z	.392	.392	0	%100
119	M68	X	-.679	-.679	0	%100
120	M68	Z	.392	.392	0	%100
121	M69	X	-.679	-.679	0	%100
122	M69	Z	.392	.392	0	%100
123	M70	X	-.388	-.388	0	%100
124	M70	Z	.224	.224	0	%100
125	M71	X	-.388	-.388	0	%100
126	M71	Z	.224	.224	0	%100
127	M72	X	-.679	-.679	0	%100
128	M72	Z	.392	.392	0	%100
129	M73	X	-.679	-.679	0	%100
130	M73	Z	.392	.392	0	%100
131	M74	X	-.388	-.388	0	%100
132	M74	Z	.224	.224	0	%100
133	M75	X	-.249	-.249	0	%100
134	M75	Z	.144	.144	0	%100
135	M76	X	-.249	-.249	0	%100
136	M76	Z	.144	.144	0	%100
137	M77	X	-.181	-.181	0	%100
138	M77	Z	.105	.105	0	%100
139	M78	X	-.181	-.181	0	%100
140	M78	Z	.105	.105	0	%100
141	M81	X	-.599	-.599	0	%100
142	M81	Z	.346	.346	0	%100
143	M82	X	-.48	-.48	0	%100
144	M82	Z	.277	.277	0	%100
145	M83	X	-.48	-.48	0	%100
146	M83	Z	.277	.277	0	%100
147	M84	X	-.076	-.076	0	%100
148	M84	Z	.044	.044	0	%100
149	M85	X	-.076	-.076	0	%100
150	M85	Z	.044	.044	0	%100
151	M86	X	-.679	-.679	0	%100



Company :
 Designer :
 Job Number :
 Model Name : 469402-VZW_MT_LO_H

May 18, 2022
 9:08 AM
 Checked By: _____

Member Distributed Loads (BLC 73 : Structure Wm (240 Deg)) (Continued)

Member Label	Direction	Start Magnitude[lb/ft,...	End Magnitude[lb/ft,F...	Start Location[ft, %]	End Location[ft, %]
152	M86	Z	.392	.392	0 %100
153	M87	X	-.679	-.679	0 %100
154	M87	Z	.392	.392	0 %100
155	M88	X	-.679	-.679	0 %100
156	M88	Z	.392	.392	0 %100
157	M89	X	-.679	-.679	0 %100
158	M89	Z	.392	.392	0 %100
159	M90	X	-.388	-.388	0 %100
160	M90	Z	.224	.224	0 %100
161	M91	X	-.388	-.388	0 %100
162	M91	Z	.224	.224	0 %100
163	M92	X	-.679	-.679	0 %100
164	M92	Z	.392	.392	0 %100
165	M93	X	-.679	-.679	0 %100
166	M93	Z	.392	.392	0 %100
167	M94	X	-.388	-.388	0 %100
168	M94	Z	.224	.224	0 %100
169	M95	X	-.385	-.385	0 %100
170	M95	Z	.222	.222	0 %100
171	M96	X	-.385	-.385	0 %100
172	M96	Z	.222	.222	0 %100
173	M99	X	-.599	-.599	0 %100
174	M99	Z	.346	.346	0 %100
175	M100	X	-.417	-.417	0 %100
176	M100	Z	.241	.241	0 %100
177	M101	X	-.417	-.417	0 %100
178	M101	Z	.241	.241	0 %100
179	M102	X	-.066	-.066	0 %100
180	M102	Z	.038	.038	0 %100
181	M103	X	-.066	-.066	0 %100
182	M103	Z	.038	.038	0 %100
183	M104	X	-.679	-.679	0 %100
184	M104	Z	.392	.392	0 %100
185	M105	X	-.679	-.679	0 %100
186	M105	Z	.392	.392	0 %100
187	M106	X	-.679	-.679	0 %100
188	M106	Z	.392	.392	0 %100
189	M107	X	-.679	-.679	0 %100
190	M107	Z	.392	.392	0 %100
191	M108	X	-.388	-.388	0 %100
192	M108	Z	.224	.224	0 %100
193	M109	X	-.388	-.388	0 %100
194	M109	Z	.224	.224	0 %100
195	M110	X	-.679	-.679	0 %100
196	M110	Z	.392	.392	0 %100
197	M111	X	-.679	-.679	0 %100
198	M111	Z	.392	.392	0 %100
199	M112	X	-.388	-.388	0 %100
200	M112	Z	.224	.224	0 %100
201	M113	X	-.367	-.367	0 %100
202	M113	Z	.212	.212	0 %100
203	M114	X	-.367	-.367	0 %100
204	M114	Z	.212	.212	0 %100
205	M115	X	-1.009	-1.009	0 %100
206	M115	Z	.583	.583	0 %100
207	M117	X	-1.009	-1.009	0 %100
208	M117	Z	.583	.583	0 %100



Company :
 Designer :
 Job Number :
 Model Name : 469402-VZW_MT_LO_H

May 18, 2022
 9:08 AM
 Checked By: _____

Member Distributed Loads (BLC 73 : Structure Wm (240 Deg)) (Continued)

	Member Label	Direction	Start Magnitude[lb/ft,...	End Magnitude[lb/ft,F...	Start Location[ft, %]	End Location[ft, %]
209	M119	X	-.252	-.252	0	%100
210	M119	Z	.146	.146	0	%100
211	M121	X	-.252	-.252	0	%100
212	M121	Z	.146	.146	0	%100
213	M123	X	-.252	-.252	0	%100
214	M123	Z	.146	.146	0	%100
215	M125	X	-.252	-.252	0	%100
216	M125	Z	.146	.146	0	%100
217	M127	X	-.009	-.009	0	%100
218	M127	Z	.005	.005	0	%100
219	M128	X	-.51	-.51	0	%100
220	M128	Z	.294	.294	0	%100
221	M129	X	-.655	-.655	0	%100
222	M129	Z	.378	.378	0	%100
223	MP5A	X	-.599	-.599	0	%100
224	MP5A	Z	.346	.346	0	%100
225	MP1A	X	-.599	-.599	0	%100
226	MP1A	Z	.346	.346	0	%100
227	MP4A	X	-.599	-.599	0	%100
228	MP4A	Z	.346	.346	0	%100
229	MP2A	X	-.599	-.599	0	%100
230	MP2A	Z	.346	.346	0	%100
231	MP3A	X	-.599	-.599	0	%100
232	MP3A	Z	.346	.346	0	%100
233	MP5C	X	-.599	-.599	0	%100
234	MP5C	Z	.346	.346	0	%100
235	MP1C	X	-.599	-.599	0	%100
236	MP1C	Z	.346	.346	0	%100
237	MP4C	X	-.599	-.599	0	%100
238	MP4C	Z	.346	.346	0	%100
239	MP2C	X	-.599	-.599	0	%100
240	MP2C	Z	.346	.346	0	%100
241	MP3C	X	-.599	-.599	0	%100
242	MP3C	Z	.346	.346	0	%100
243	MP5B	X	-.599	-.599	0	%100
244	MP5B	Z	.346	.346	0	%100
245	MP1B	X	-.599	-.599	0	%100
246	MP1B	Z	.346	.346	0	%100
247	MP4B	X	-.599	-.599	0	%100
248	MP4B	Z	.346	.346	0	%100
249	MP2B	X	-.599	-.599	0	%100
250	MP2B	Z	.346	.346	0	%100
251	MP3B	X	-.599	-.599	0	%100
252	MP3B	Z	.346	.346	0	%100

Member Distributed Loads (BLC 74 : Structure Wm (270 Deg))

	Member Label	Direction	Start Magnitude[lb/ft,...	End Magnitude[lb/ft,F...	Start Location[ft, %]	End Location[ft, %]
1	M1	X	0	0	0	%100
2	M1	Z	0	0	0	%100
3	M2	X	0	0	0	%100
4	M2	Z	0	0	0	%100
5	M5	X	-.692	-.692	0	%100
6	M5	Z	0	0	0	%100
7	M6	X	-.689	-.689	0	%100
8	M6	Z	0	0	0	%100
9	M7	X	-.689	-.689	0	%100



Company :
 Designer :
 Job Number :
 Model Name : 469402-VZW_MT_LO_H

May 18, 2022
 9:08 AM
 Checked By: _____

Member Distributed Loads (BLC 74 : Structure Wm (270 Deg)) (Continued)

Member Label	Direction	Start Magnitude[lb/ft,...	End Magnitude[lb/ft,F...	Start Location[ft, %]	End Location[ft, %]
10	M7	Z	0	0	%100
11	M8	X	-1.109	-1.109	%100
12	M8	Z	0	0	%100
13	M9	X	-1.109	-1.109	%100
14	M9	Z	0	0	%100
15	M10	X	-1.009	-1.009	%100
16	M10	Z	0	0	%100
17	M11	X	-1.009	-1.009	%100
18	M11	Z	0	0	%100
19	M12	X	-1.009	-1.009	%100
20	M12	Z	0	0	%100
21	M13	X	-1.009	-1.009	%100
22	M13	Z	0	0	%100
23	M14	X	-448	-448	%100
24	M14	Z	0	0	%100
25	M15	X	-448	-448	%100
26	M15	Z	0	0	%100
27	M16	X	-1.009	-1.009	%100
28	M16	Z	0	0	%100
29	M17	X	-1.009	-1.009	%100
30	M17	Z	0	0	%100
31	M18	X	-448	-448	%100
32	M18	Z	0	0	%100
33	M19	X	-483	-483	%100
34	M19	Z	0	0	%100
35	M20	X	-483	-483	%100
36	M20	Z	0	0	%100
37	M23	X	-692	-692	%100
38	M23	Z	0	0	%100
39	M24	X	-689	-689	%100
40	M24	Z	0	0	%100
41	M25	X	-689	-689	%100
42	M25	Z	0	0	%100
43	M26	X	-1.109	-1.109	%100
44	M26	Z	0	0	%100
45	M27	X	-1.109	-1.109	%100
46	M27	Z	0	0	%100
47	M28	X	-1.009	-1.009	%100
48	M28	Z	0	0	%100
49	M29	X	-1.009	-1.009	%100
50	M29	Z	0	0	%100
51	M30	X	-1.009	-1.009	%100
52	M30	Z	0	0	%100
53	M31	X	-1.009	-1.009	%100
54	M31	Z	0	0	%100
55	M32	X	-448	-448	%100
56	M32	Z	0	0	%100
57	M33	X	-448	-448	%100
58	M33	Z	0	0	%100
59	M34	X	-1.009	-1.009	%100
60	M34	Z	0	0	%100
61	M35	X	-1.009	-1.009	%100
62	M35	Z	0	0	%100
63	M36	X	-448	-448	%100
64	M36	Z	0	0	%100
65	M37	X	-483	-483	%100
66	M37	Z	0	0	%100



Company :
 Designer :
 Job Number :
 Model Name : 469402-VZW_MT_LO_H

May 18, 2022
 9:08 AM
 Checked By: _____

Member Distributed Loads (BLC 74 : Structure Wm (270 Deg)) (Continued)

Member Label	Direction	Start Magnitude[lb/ft,...	End Magnitude[lb/ft,F...	Start Location[ft, %]	End Location[ft, %]
67	M38	X	- .483	- .483	0 %100
68	M38	Z	0	0	0 %100
69	M39	X	- .628	- .628	0 %100
70	M39	Z	0	0	0 %100
71	M40	X	- .628	- .628	0 %100
72	M40	Z	0	0	0 %100
73	M43	X	- .692	- .692	0 %100
74	M43	Z	0	0	0 %100
75	M44	X	- .138	- .138	0 %100
76	M44	Z	0	0	0 %100
77	M45	X	- .138	- .138	0 %100
78	M45	Z	0	0	0 %100
79	M46	X	- .022	- .022	0 %100
80	M46	Z	0	0	0 %100
81	M47	X	- .022	- .022	0 %100
82	M47	Z	0	0	0 %100
83	M48	X	- 1.009	- 1.009	0 %100
84	M48	Z	0	0	0 %100
85	M49	X	- 1.009	- 1.009	0 %100
86	M49	Z	0	0	0 %100
87	M50	X	- 1.009	- 1.009	0 %100
88	M50	Z	0	0	0 %100
89	M51	X	- 1.009	- 1.009	0 %100
90	M51	Z	0	0	0 %100
91	M52	X	- .448	- .448	0 %100
92	M52	Z	0	0	0 %100
93	M53	X	- .448	- .448	0 %100
94	M53	Z	0	0	0 %100
95	M54	X	- 1.009	- 1.009	0 %100
96	M54	Z	0	0	0 %100
97	M55	X	- 1.009	- 1.009	0 %100
98	M55	Z	0	0	0 %100
99	M56	X	- .448	- .448	0 %100
100	M56	Z	0	0	0 %100
101	M57	X	- .326	- .326	0 %100
102	M57	Z	0	0	0 %100
103	M58	X	- .326	- .326	0 %100
104	M58	Z	0	0	0 %100
105	M61	X	- .692	- .692	0 %100
106	M61	Z	0	0	0 %100
107	M62	X	- .211	- .211	0 %100
108	M62	Z	0	0	0 %100
109	M63	X	- .211	- .211	0 %100
110	M63	Z	0	0	0 %100
111	M64	X	- .033	- .033	0 %100
112	M64	Z	0	0	0 %100
113	M65	X	- .033	- .033	0 %100
114	M65	Z	0	0	0 %100
115	M66	X	- 1.009	- 1.009	0 %100
116	M66	Z	0	0	0 %100
117	M67	X	- 1.009	- 1.009	0 %100
118	M67	Z	0	0	0 %100
119	M68	X	- 1.009	- 1.009	0 %100
120	M68	Z	0	0	0 %100
121	M69	X	- 1.009	- 1.009	0 %100
122	M69	Z	0	0	0 %100
123	M70	X	- .448	- .448	0 %100



Company :
 Designer :
 Job Number :
 Model Name : 469402-VZW_MT_LO_H

May 18, 2022
 9:08 AM
 Checked By: _____

Member Distributed Loads (BLC 74 : Structure Wm (270 Deg)) (Continued)

Member Label	Direction	Start Magnitude[lb/ft,...	End Magnitude[lb/ft,F...	Start Location[ft, %]	End Location[ft, %]
181	M103	X	-0.222	-0.222	0 %100
182	M103	Z	0	0	0 %100
183	M104	X	-1.009	-1.009	0 %100
184	M104	Z	0	0	0 %100
185	M105	X	-1.009	-1.009	0 %100
186	M105	Z	0	0	0 %100
187	M106	X	-1.009	-1.009	0 %100
188	M106	Z	0	0	0 %100
189	M107	X	-1.009	-1.009	0 %100
190	M107	Z	0	0	0 %100
191	M108	X	-0.448	-0.448	0 %100
192	M108	Z	0	0	0 %100
193	M109	X	-0.448	-0.448	0 %100
194	M109	Z	0	0	0 %100
195	M110	X	-1.009	-1.009	0 %100
196	M110	Z	0	0	0 %100
197	M111	X	-1.009	-1.009	0 %100
198	M111	Z	0	0	0 %100
199	M112	X	-0.448	-0.448	0 %100
200	M112	Z	0	0	0 %100
201	M113	X	-0.326	-0.326	0 %100
202	M113	Z	0	0	0 %100
203	M114	X	-0.326	-0.326	0 %100
204	M114	Z	0	0	0 %100
205	M115	X	-0.874	-0.874	0 %100
206	M115	Z	0	0	0 %100
207	M117	X	-0.874	-0.874	0 %100
208	M117	Z	0	0	0 %100
209	M119	X	-0.874	-0.874	0 %100
210	M119	Z	0	0	0 %100
211	M121	X	-0.874	-0.874	0 %100
212	M121	Z	0	0	0 %100
213	M123	X	0	0	0 %100
214	M123	Z	0	0	0 %100
215	M125	X	0	0	0 %100
216	M125	Z	0	0	0 %100
217	M127	X	-0.315	-0.315	0 %100
218	M127	Z	0	0	0 %100
219	M128	X	-0.147	-0.147	0 %100
220	M128	Z	0	0	0 %100
221	M129	X	-0.894	-0.894	0 %100
222	M129	Z	0	0	0 %100
223	MP5A	X	-0.692	-0.692	0 %100
224	MP5A	Z	0	0	0 %100
225	MP1A	X	-0.692	-0.692	0 %100
226	MP1A	Z	0	0	0 %100
227	MP4A	X	-0.692	-0.692	0 %100
228	MP4A	Z	0	0	0 %100
229	MP2A	X	-0.692	-0.692	0 %100
230	MP2A	Z	0	0	0 %100
231	MP3A	X	-0.692	-0.692	0 %100
232	MP3A	Z	0	0	0 %100
233	MP5C	X	-0.692	-0.692	0 %100
234	MP5C	Z	0	0	0 %100
235	MP1C	X	-0.692	-0.692	0 %100
236	MP1C	Z	0	0	0 %100
237	MP4C	X	-0.692	-0.692	0 %100



Company :
 Designer :
 Job Number :
 Model Name : 469402-VZW_MT_LO_H

May 18, 2022
 9:08 AM
 Checked By: _____

Member Distributed Loads (BLC 74 : Structure Wm (270 Deg)) (Continued)

	Member Label	Direction	Start Magnitude[lb/ft,...	End Magnitude[lb/ft,F...	Start Location[ft, %]	End Location[ft, %]
238	MP4C	Z	0	0	0	%100
239	MP2C	X	-.692	-.692	0	%100
240	MP2C	Z	0	0	0	%100
241	MP3C	X	-.692	-.692	0	%100
242	MP3C	Z	0	0	0	%100
243	MP5B	X	-.692	-.692	0	%100
244	MP5B	Z	0	0	0	%100
245	MP1B	X	-.692	-.692	0	%100
246	MP1B	Z	0	0	0	%100
247	MP4B	X	-.692	-.692	0	%100
248	MP4B	Z	0	0	0	%100
249	MP2B	X	-.692	-.692	0	%100
250	MP2B	Z	0	0	0	%100
251	MP3B	X	-.692	-.692	0	%100
252	MP3B	Z	0	0	0	%100

Member Distributed Loads (BLC 75 : Structure Wm (300 Deg))

	Member Label	Direction	Start Magnitude[lb/ft,...	End Magnitude[lb/ft,F...	Start Location[ft, %]	End Location[ft, %]
1	M1	X	-.181	-.181	0	%100
2	M1	Z	-.105	-.105	0	%100
3	M2	X	-.181	-.181	0	%100
4	M2	Z	-.105	-.105	0	%100
5	M5	X	-.599	-.599	0	%100
6	M5	Z	-.346	-.346	0	%100
7	M6	X	-.48	-.48	0	%100
8	M6	Z	-.277	-.277	0	%100
9	M7	X	-.48	-.48	0	%100
10	M7	Z	-.277	-.277	0	%100
11	M8	X	-.076	-.076	0	%100
12	M8	Z	-.044	-.044	0	%100
13	M9	X	-.076	-.076	0	%100
14	M9	Z	-.044	-.044	0	%100
15	M10	X	-.679	-.679	0	%100
16	M10	Z	-.392	-.392	0	%100
17	M11	X	-.679	-.679	0	%100
18	M11	Z	-.392	-.392	0	%100
19	M12	X	-.679	-.679	0	%100
20	M12	Z	-.392	-.392	0	%100
21	M13	X	-.679	-.679	0	%100
22	M13	Z	-.392	-.392	0	%100
23	M14	X	-.388	-.388	0	%100
24	M14	Z	-.224	-.224	0	%100
25	M15	X	-.388	-.388	0	%100
26	M15	Z	-.224	-.224	0	%100
27	M16	X	-.679	-.679	0	%100
28	M16	Z	-.392	-.392	0	%100
29	M17	X	-.679	-.679	0	%100
30	M17	Z	-.392	-.392	0	%100
31	M18	X	-.388	-.388	0	%100
32	M18	Z	-.224	-.224	0	%100
33	M19	X	-.385	-.385	0	%100
34	M19	Z	-.222	-.222	0	%100
35	M20	X	-.385	-.385	0	%100
36	M20	Z	-.222	-.222	0	%100
37	M23	X	-.599	-.599	0	%100
38	M23	Z	-.346	-.346	0	%100

Member Distributed Loads (BLC 75 : Structure Wm (300 Deg)) (Continued)

	Member Label	Direction	Start Magnitude[lb/ft,...	End Magnitude[lb/ft,F...	Start Location[ft, %]	End Location[ft, %]
39	M24	X	-.417	-.417	0	%100
40	M24	Z	-.241	-.241	0	%100
41	M25	X	-.417	-.417	0	%100
42	M25	Z	-.241	-.241	0	%100
43	M26	X	-.066	-.066	0	%100
44	M26	Z	-.038	-.038	0	%100
45	M27	X	-.066	-.066	0	%100
46	M27	Z	-.038	-.038	0	%100
47	M28	X	-.679	-.679	0	%100
48	M28	Z	-.392	-.392	0	%100
49	M29	X	-.679	-.679	0	%100
50	M29	Z	-.392	-.392	0	%100
51	M30	X	-.679	-.679	0	%100
52	M30	Z	-.392	-.392	0	%100
53	M31	X	-.679	-.679	0	%100
54	M31	Z	-.392	-.392	0	%100
55	M32	X	-.388	-.388	0	%100
56	M32	Z	-.224	-.224	0	%100
57	M33	X	-.388	-.388	0	%100
58	M33	Z	-.224	-.224	0	%100
59	M34	X	-.679	-.679	0	%100
60	M34	Z	-.392	-.392	0	%100
61	M35	X	-.679	-.679	0	%100
62	M35	Z	-.392	-.392	0	%100
63	M36	X	-.388	-.388	0	%100
64	M36	Z	-.224	-.224	0	%100
65	M37	X	-.367	-.367	0	%100
66	M37	Z	-.212	-.212	0	%100
67	M38	X	-.367	-.367	0	%100
68	M38	Z	-.212	-.212	0	%100
69	M39	X	-.181	-.181	0	%100
70	M39	Z	-.105	-.105	0	%100
71	M40	X	-.181	-.181	0	%100
72	M40	Z	-.105	-.105	0	%100
73	M43	X	-.599	-.599	0	%100
74	M43	Z	-.346	-.346	0	%100
75	M44	X	-.417	-.417	0	%100
76	M44	Z	-.241	-.241	0	%100
77	M45	X	-.417	-.417	0	%100
78	M45	Z	-.241	-.241	0	%100
79	M46	X	-.066	-.066	0	%100
80	M46	Z	-.038	-.038	0	%100
81	M47	X	-.066	-.066	0	%100
82	M47	Z	-.038	-.038	0	%100
83	M48	X	-.679	-.679	0	%100
84	M48	Z	-.392	-.392	0	%100
85	M49	X	-.679	-.679	0	%100
86	M49	Z	-.392	-.392	0	%100
87	M50	X	-.679	-.679	0	%100
88	M50	Z	-.392	-.392	0	%100
89	M51	X	-.679	-.679	0	%100
90	M51	Z	-.392	-.392	0	%100
91	M52	X	-.388	-.388	0	%100
92	M52	Z	-.224	-.224	0	%100
93	M53	X	-.388	-.388	0	%100
94	M53	Z	-.224	-.224	0	%100
95	M54	X	-.679	-.679	0	%100



Company :
 Designer :
 Job Number :
 Model Name : 469402-VZW_MT_LO_H

May 18, 2022
 9:08 AM
 Checked By: _____

Member Distributed Loads (BLC 75 : Structure Wm (300 Deg)) (Continued)

Member Label	Direction	Start Magnitude[lb/ft,...	End Magnitude[lb/ft,F...	Start Location[ft, %]	End Location[ft, %]
96	M54	Z	-.392	-.392	0 %100
97	M55	X	-.679	-.679	0 %100
98	M55	Z	-.392	-.392	0 %100
99	M56	X	-.388	-.388	0 %100
100	M56	Z	-.224	-.224	0 %100
101	M57	X	-.367	-.367	0 %100
102	M57	Z	-.212	-.212	0 %100
103	M58	X	-.367	-.367	0 %100
104	M58	Z	-.212	-.212	0 %100
105	M61	X	-.599	-.599	0 %100
106	M61	Z	-.346	-.346	0 %100
107	M62	X	-.48	-.48	0 %100
108	M62	Z	-.277	-.277	0 %100
109	M63	X	-.48	-.48	0 %100
110	M63	Z	-.277	-.277	0 %100
111	M64	X	-.076	-.076	0 %100
112	M64	Z	-.044	-.044	0 %100
113	M65	X	-.076	-.076	0 %100
114	M65	Z	-.044	-.044	0 %100
115	M66	X	-.679	-.679	0 %100
116	M66	Z	-.392	-.392	0 %100
117	M67	X	-.679	-.679	0 %100
118	M67	Z	-.392	-.392	0 %100
119	M68	X	-.679	-.679	0 %100
120	M68	Z	-.392	-.392	0 %100
121	M69	X	-.679	-.679	0 %100
122	M69	Z	-.392	-.392	0 %100
123	M70	X	-.388	-.388	0 %100
124	M70	Z	-.224	-.224	0 %100
125	M71	X	-.388	-.388	0 %100
126	M71	Z	-.224	-.224	0 %100
127	M72	X	-.679	-.679	0 %100
128	M72	Z	-.392	-.392	0 %100
129	M73	X	-.679	-.679	0 %100
130	M73	Z	-.392	-.392	0 %100
131	M74	X	-.388	-.388	0 %100
132	M74	Z	-.224	-.224	0 %100
133	M75	X	-.385	-.385	0 %100
134	M75	Z	-.222	-.222	0 %100
135	M76	X	-.385	-.385	0 %100
136	M76	Z	-.222	-.222	0 %100
137	M77	X	-.725	-.725	0 %100
138	M77	Z	-.419	-.419	0 %100
139	M78	X	-.725	-.725	0 %100
140	M78	Z	-.419	-.419	0 %100
141	M81	X	-.599	-.599	0 %100
142	M81	Z	-.346	-.346	0 %100
143	M82	X	-.002	-.002	0 %100
144	M82	Z	-.001	-.001	0 %100
145	M83	X	-.002	-.002	0 %100
146	M83	Z	-.001	-.001	0 %100
147	M84	X	-.000353	-.000353	0 %100
148	M84	Z	-.000204	-.000204	0 %100
149	M85	X	-.000353	-.000353	0 %100
150	M85	Z	-.000204	-.000204	0 %100
151	M86	X	-.679	-.679	0 %100
152	M86	Z	-.392	-.392	0 %100



Company :
 Designer :
 Job Number :
 Model Name : 469402-VZW_MT_LO_H

May 18, 2022
 9:08 AM
 Checked By: _____

Member Distributed Loads (BLC 75 : Structure Wm (300 Deg)) (Continued)

Member Label	Direction	Start Magnitude[lb/ft,...	End Magnitude[lb/ft,F...	Start Location[ft, %]	End Location[ft, %]
153	M87	X	-679	-679	0 %100
154	M87	Z	-392	-392	0 %100
155	M88	X	-679	-679	0 %100
156	M88	Z	-392	-392	0 %100
157	M89	X	-679	-679	0 %100
158	M89	Z	-392	-392	0 %100
159	M90	X	-388	-388	0 %100
160	M90	Z	-224	-224	0 %100
161	M91	X	-388	-388	0 %100
162	M91	Z	-224	-224	0 %100
163	M92	X	-679	-679	0 %100
164	M92	Z	-392	-392	0 %100
165	M93	X	-679	-679	0 %100
166	M93	Z	-392	-392	0 %100
167	M94	X	-388	-388	0 %100
168	M94	Z	-224	-224	0 %100
169	M95	X	-249	-249	0 %100
170	M95	Z	-144	-144	0 %100
171	M96	X	-249	-249	0 %100
172	M96	Z	-144	-144	0 %100
173	M99	X	-599	-599	0 %100
174	M99	Z	-346	-346	0 %100
175	M100	X	-002	-002	0 %100
176	M100	Z	-001	-001	0 %100
177	M101	X	-002	-002	0 %100
178	M101	Z	-001	-001	0 %100
179	M102	X	-000353	-000353	0 %100
180	M102	Z	-000204	-000204	0 %100
181	M103	X	-000353	-000353	0 %100
182	M103	Z	-000204	-000204	0 %100
183	M104	X	-679	-679	0 %100
184	M104	Z	-392	-392	0 %100
185	M105	X	-679	-679	0 %100
186	M105	Z	-392	-392	0 %100
187	M106	X	-679	-679	0 %100
188	M106	Z	-392	-392	0 %100
189	M107	X	-679	-679	0 %100
190	M107	Z	-392	-392	0 %100
191	M108	X	-388	-388	0 %100
192	M108	Z	-224	-224	0 %100
193	M109	X	-388	-388	0 %100
194	M109	Z	-224	-224	0 %100
195	M110	X	-679	-679	0 %100
196	M110	Z	-392	-392	0 %100
197	M111	X	-679	-679	0 %100
198	M111	Z	-392	-392	0 %100
199	M112	X	-388	-388	0 %100
200	M112	Z	-224	-224	0 %100
201	M113	X	-249	-249	0 %100
202	M113	Z	-144	-144	0 %100
203	M114	X	-249	-249	0 %100
204	M114	Z	-144	-144	0 %100
205	M115	X	-252	-252	0 %100
206	M115	Z	-146	-146	0 %100
207	M117	X	-252	-252	0 %100
208	M117	Z	-146	-146	0 %100
209	M119	X	-1.009	-1.009	0 %100



Member Distributed Loads (BLC 75 : Structure Wm (300 Deg)) (Continued)

	Member Label	Direction	Start Magnitude[lb/ft,...	End Magnitude[lb/ft,F...	Start Location[ft, %]	End Location[ft, %]
210	M119	Z	-.583	-.583	0	%100
211	M121	X	-1.009	-1.009	0	%100
212	M121	Z	-.583	-.583	0	%100
213	M123	X	-.252	-.252	0	%100
214	M123	Z	-.146	-.146	0	%100
215	M125	X	-.252	-.252	0	%100
216	M125	Z	-.146	-.146	0	%100
217	M127	X	-.655	-.655	0	%100
218	M127	Z	-.378	-.378	0	%100
219	M128	X	-.009	-.009	0	%100
220	M128	Z	-.005	-.005	0	%100
221	M129	X	-.51	-.51	0	%100
222	M129	Z	-.294	-.294	0	%100
223	MP5A	X	-.599	-.599	0	%100
224	MP5A	Z	-.346	-.346	0	%100
225	MP1A	X	-.599	-.599	0	%100
226	MP1A	Z	-.346	-.346	0	%100
227	MP4A	X	-.599	-.599	0	%100
228	MP4A	Z	-.346	-.346	0	%100
229	MP2A	X	-.599	-.599	0	%100
230	MP2A	Z	-.346	-.346	0	%100
231	MP3A	X	-.599	-.599	0	%100
232	MP3A	Z	-.346	-.346	0	%100
233	MP5C	X	-.599	-.599	0	%100
234	MP5C	Z	-.346	-.346	0	%100
235	MP1C	X	-.599	-.599	0	%100
236	MP1C	Z	-.346	-.346	0	%100
237	MP4C	X	-.599	-.599	0	%100
238	MP4C	Z	-.346	-.346	0	%100
239	MP2C	X	-.599	-.599	0	%100
240	MP2C	Z	-.346	-.346	0	%100
241	MP3C	X	-.599	-.599	0	%100
242	MP3C	Z	-.346	-.346	0	%100
243	MP5B	X	-.599	-.599	0	%100
244	MP5B	Z	-.346	-.346	0	%100
245	MP1B	X	-.599	-.599	0	%100
246	MP1B	Z	-.346	-.346	0	%100
247	MP4B	X	-.599	-.599	0	%100
248	MP4B	Z	-.346	-.346	0	%100
249	MP2B	X	-.599	-.599	0	%100
250	MP2B	Z	-.346	-.346	0	%100
251	MP3B	X	-.599	-.599	0	%100
252	MP3B	Z	-.346	-.346	0	%100

Member Distributed Loads (BLC 76 : Structure Wm (330 Deg))

	Member Label	Direction	Start Magnitude[lb/ft,...	End Magnitude[lb/ft,F...	Start Location[ft, %]	End Location[ft, %]
1	M1	X	-.314	-.314	0	%100
2	M1	Z	-.544	-.544	0	%100
3	M2	X	-.314	-.314	0	%100
4	M2	Z	-.544	-.544	0	%100
5	M5	X	-.346	-.346	0	%100
6	M5	Z	-.599	-.599	0	%100
7	M6	X	-.105	-.105	0	%100
8	M6	Z	-.182	-.182	0	%100
9	M7	X	-.105	-.105	0	%100
10	M7	Z	-.182	-.182	0	%100

Member Distributed Loads (BLC 76 : Structure Wm (330 Deg)) (Continued)

Member Label	Direction	Start Magnitude[lb/ft,...	End Magnitude[lb/ft,F...	Start Location[ft, %]	End Location[ft, %]
11	M8	X	-0.017	-0.017	0 %100
12	M8	Z	-0.029	-0.029	0 %100
13	M9	X	-0.017	-0.017	0 %100
14	M9	Z	-0.029	-0.029	0 %100
15	M10	X	-0.167	-0.167	0 %100
16	M10	Z	-0.289	-0.289	0 %100
17	M11	X	-0.167	-0.167	0 %100
18	M11	Z	-0.289	-0.289	0 %100
19	M12	X	-0.167	-0.167	0 %100
20	M12	Z	-0.289	-0.289	0 %100
21	M13	X	-0.167	-0.167	0 %100
22	M13	Z	-0.289	-0.289	0 %100
23	M14	X	-0.224	-0.224	0 %100
24	M14	Z	-0.388	-0.388	0 %100
25	M15	X	-0.224	-0.224	0 %100
26	M15	Z	-0.388	-0.388	0 %100
27	M16	X	-0.167	-0.167	0 %100
28	M16	Z	-0.289	-0.289	0 %100
29	M17	X	-0.167	-0.167	0 %100
30	M17	Z	-0.289	-0.289	0 %100
31	M18	X	-0.224	-0.224	0 %100
32	M18	Z	-0.388	-0.388	0 %100
33	M19	X	-0.173	-0.173	0 %100
34	M19	Z	-0.3	-0.3	0 %100
35	M20	X	-0.173	-0.173	0 %100
36	M20	Z	-0.3	-0.3	0 %100
37	M23	X	-0.346	-0.346	0 %100
38	M23	Z	-0.599	-0.599	0 %100
39	M24	X	-0.069	-0.069	0 %100
40	M24	Z	-0.119	-0.119	0 %100
41	M25	X	-0.069	-0.069	0 %100
42	M25	Z	-0.119	-0.119	0 %100
43	M26	X	-0.011	-0.011	0 %100
44	M26	Z	-0.019	-0.019	0 %100
45	M27	X	-0.011	-0.011	0 %100
46	M27	Z	-0.019	-0.019	0 %100
47	M28	X	-0.167	-0.167	0 %100
48	M28	Z	-0.289	-0.289	0 %100
49	M29	X	-0.167	-0.167	0 %100
50	M29	Z	-0.289	-0.289	0 %100
51	M30	X	-0.167	-0.167	0 %100
52	M30	Z	-0.289	-0.289	0 %100
53	M31	X	-0.167	-0.167	0 %100
54	M31	Z	-0.289	-0.289	0 %100
55	M32	X	-0.224	-0.224	0 %100
56	M32	Z	-0.388	-0.388	0 %100
57	M33	X	-0.224	-0.224	0 %100
58	M33	Z	-0.388	-0.388	0 %100
59	M34	X	-0.167	-0.167	0 %100
60	M34	Z	-0.289	-0.289	0 %100
61	M35	X	-0.167	-0.167	0 %100
62	M35	Z	-0.289	-0.289	0 %100
63	M36	X	-0.224	-0.224	0 %100
64	M36	Z	-0.388	-0.388	0 %100
65	M37	X	-0.163	-0.163	0 %100
66	M37	Z	-0.282	-0.282	0 %100
67	M38	X	-0.163	-0.163	0 %100



Company :
 Designer :
 Job Number :
 Model Name : 469402-VZW_MT_LO_H

May 18, 2022
 9:08 AM
 Checked By: _____

Member Distributed Loads (BLC 76 : Structure Wm (330 Deg)) (Continued)

Member Label	Direction	Start Magnitude[lb/ft,...	End Magnitude[lb/ft,F...	Start Location[ft,%]	End Location[ft,%]
68	M38	Z	-.282	-.282	0 %100
69	M39	X	0	0	0 %100
70	M39	Z	0	0	0 %100
71	M40	X	0	0	0 %100
72	M40	Z	0	0	0 %100
73	M43	X	-.346	-.346	0 %100
74	M43	Z	-.599	-.599	0 %100
75	M44	X	-.345	-.345	0 %100
76	M44	Z	-.597	-.597	0 %100
77	M45	X	-.345	-.345	0 %100
78	M45	Z	-.597	-.597	0 %100
79	M46	X	-.054	-.054	0 %100
80	M46	Z	-.094	-.094	0 %100
81	M47	X	-.054	-.054	0 %100
82	M47	Z	-.094	-.094	0 %100
83	M48	X	-.167	-.167	0 %100
84	M48	Z	-.289	-.289	0 %100
85	M49	X	-.167	-.167	0 %100
86	M49	Z	-.289	-.289	0 %100
87	M50	X	-.167	-.167	0 %100
88	M50	Z	-.289	-.289	0 %100
89	M51	X	-.167	-.167	0 %100
90	M51	Z	-.289	-.289	0 %100
91	M52	X	-.224	-.224	0 %100
92	M52	Z	-.388	-.388	0 %100
93	M53	X	-.224	-.224	0 %100
94	M53	Z	-.388	-.388	0 %100
95	M54	X	-.167	-.167	0 %100
96	M54	Z	-.289	-.289	0 %100
97	M55	X	-.167	-.167	0 %100
98	M55	Z	-.289	-.289	0 %100
99	M56	X	-.224	-.224	0 %100
100	M56	Z	-.388	-.388	0 %100
101	M57	X	-.241	-.241	0 %100
102	M57	Z	-.418	-.418	0 %100
103	M58	X	-.241	-.241	0 %100
104	M58	Z	-.418	-.418	0 %100
105	M61	X	-.346	-.346	0 %100
106	M61	Z	-.599	-.599	0 %100
107	M62	X	-.345	-.345	0 %100
108	M62	Z	-.597	-.597	0 %100
109	M63	X	-.345	-.345	0 %100
110	M63	Z	-.597	-.597	0 %100
111	M64	X	-.054	-.054	0 %100
112	M64	Z	-.094	-.094	0 %100
113	M65	X	-.054	-.054	0 %100
114	M65	Z	-.094	-.094	0 %100
115	M66	X	-.167	-.167	0 %100
116	M66	Z	-.289	-.289	0 %100
117	M67	X	-.167	-.167	0 %100
118	M67	Z	-.289	-.289	0 %100
119	M68	X	-.167	-.167	0 %100
120	M68	Z	-.289	-.289	0 %100
121	M69	X	-.167	-.167	0 %100
122	M69	Z	-.289	-.289	0 %100
123	M70	X	-.224	-.224	0 %100
124	M70	Z	-.388	-.388	0 %100

Member Distributed Loads (BLC 76 : Structure Wm (330 Deg)) (Continued)

Member Label	Direction	Start Magnitude[lb/ft,...	End Magnitude[lb/ft,F...	Start Location[ft,%]	End Location[ft,%]
125	M71	X	- .224	- .224	0 %100
126	M71	Z	- .388	- .388	0 %100
127	M72	X	- .167	- .167	0 %100
128	M72	Z	- .289	- .289	0 %100
129	M73	X	- .167	- .167	0 %100
130	M73	Z	- .289	- .289	0 %100
131	M74	X	- .224	- .224	0 %100
132	M74	Z	- .388	- .388	0 %100
133	M75	X	- .241	- .241	0 %100
134	M75	Z	- .418	- .418	0 %100
135	M76	X	- .241	- .241	0 %100
136	M76	Z	- .418	- .418	0 %100
137	M77	X	- .314	- .314	0 %100
138	M77	Z	- .544	- .544	0 %100
139	M78	X	- .314	- .314	0 %100
140	M78	Z	- .544	- .544	0 %100
141	M81	X	- .346	- .346	0 %100
142	M81	Z	- .599	- .599	0 %100
143	M82	X	- .069	- .069	0 %100
144	M82	Z	- .119	- .119	0 %100
145	M83	X	- .069	- .069	0 %100
146	M83	Z	- .119	- .119	0 %100
147	M84	X	- .011	- .011	0 %100
148	M84	Z	- .019	- .019	0 %100
149	M85	X	- .011	- .011	0 %100
150	M85	Z	- .019	- .019	0 %100
151	M86	X	- .167	- .167	0 %100
152	M86	Z	- .289	- .289	0 %100
153	M87	X	- .167	- .167	0 %100
154	M87	Z	- .289	- .289	0 %100
155	M88	X	- .167	- .167	0 %100
156	M88	Z	- .289	- .289	0 %100
157	M89	X	- .167	- .167	0 %100
158	M89	Z	- .289	- .289	0 %100
159	M90	X	- .224	- .224	0 %100
160	M90	Z	- .388	- .388	0 %100
161	M91	X	- .224	- .224	0 %100
162	M91	Z	- .388	- .388	0 %100
163	M92	X	- .167	- .167	0 %100
164	M92	Z	- .289	- .289	0 %100
165	M93	X	- .167	- .167	0 %100
166	M93	Z	- .289	- .289	0 %100
167	M94	X	- .224	- .224	0 %100
168	M94	Z	- .388	- .388	0 %100
169	M95	X	- .163	- .163	0 %100
170	M95	Z	- .282	- .282	0 %100
171	M96	X	- .163	- .163	0 %100
172	M96	Z	- .282	- .282	0 %100
173	M99	X	- .346	- .346	0 %100
174	M99	Z	- .599	- .599	0 %100
175	M100	X	- .105	- .105	0 %100
176	M100	Z	- .182	- .182	0 %100
177	M101	X	- .105	- .105	0 %100
178	M101	Z	- .182	- .182	0 %100
179	M102	X	- .017	- .017	0 %100
180	M102	Z	- .029	- .029	0 %100
181	M103	X	- .017	- .017	0 %100



Company :
 Designer :
 Job Number :
 Model Name : 469402-VZW_MT_LO_H

May 18, 2022
 9:08 AM
 Checked By: _____

Member Distributed Loads (BLC 76 : Structure Wm (330 Deg)) (Continued)

Member Label	Direction	Start Magnitude[lb/ft,...	End Magnitude[lb/ft,F...	Start Location[ft, %]	End Location[ft, %]
239	MP2C	X	-.346	-.346	0 %100
240	MP2C	Z	-.599	-.599	0 %100
241	MP3C	X	-.346	-.346	0 %100
242	MP3C	Z	-.599	-.599	0 %100
243	MP5B	X	-.346	-.346	0 %100
244	MP5B	Z	-.599	-.599	0 %100
245	MP1B	X	-.346	-.346	0 %100
246	MP1B	Z	-.599	-.599	0 %100
247	MP4B	X	-.346	-.346	0 %100
248	MP4B	Z	-.599	-.599	0 %100
249	MP2B	X	-.346	-.346	0 %100
250	MP2B	Z	-.599	-.599	0 %100
251	MP3B	X	-.346	-.346	0 %100
252	MP3B	Z	-.599	-.599	0 %100

Member Area Loads

Joint A	Joint B	Joint C	Joint D	Direction	Distribution	Magnitude[psf]
No Data to Print ...						

Envelope Joint Reactions

Joint	X [lb]	LC	Y [lb]	LC	Z [lb]	LC	MX [k-ft]	LC	MY [k-ft]	LC	MZ [k-ft]	LC		
1	N163	max	3095.918	23	1536.359	21	1778.174	11	-.016	49	0	75	-.073	66
2		min	-45.453	5	456.845	66	-2344.607	5	-.134	46	0	1	-.252	21
3	N166	max	-723.175	11	1061.054	21	1644.612	47	-.013	49	0	75	-.053	65
4		min	-2937.041	17	332.043	66	-1020.4	5	-.094	45	0	1	-.172	20
5	N170	max	314.071	7	1544.737	17	1202.144	1	-.052	73	0	75	.197	18
6		min	-2270.668	14	458.496	74	-2971.714	7	-.185	28	0	1	.057	74
7	N172	max	2187.946	19	1067.873	17	2350.368	25	-.037	72	0	75	.138	17
8		min	-38.345	1	333.33	74	-150.169	7	-.126	27	0	1	.041	74
9	N178	max	2010.62	9	1501.25	13	2726.631	23	.248	13	0	75	.058	21
10		min	-2694.288	3	450.394	70	816.627	70	.073	70	0	1	.014	3
11	N180	max	1667.688	9	1038.456	13	-811.889	71	.171	13	0	75	.036	21
12		min	-980.856	3	327.478	70	-2730.074	15	.053	70	0	1	.01	3
13	N174	max	2631.304	10	129.24	16	1902.696	4	-.058	10	0	75	-.075	10
14		min	-2629.049	4	41.381	10	-1900.242	10	-.227	16	0	1	-.308	16
15	N176	max	2960.807	12	132.52	24	1324.818	12	-.043	6	0	75	.373	24
16		min	-2960.129	6	43.667	6	-1328.137	6	-.167	24	0	1	.1	6
17	N178A	max	328.56	2	134.694	20	3215.442	2	.409	20	0	75	-.015	2
18		min	-331.819	8	44.119	2	-3215.034	8	.108	2	0	1	-.05	20
19	Totals:	max	8960.994	10	8048.981	15	8771.17	1						
20		min	-8960.995	4	2526.53	72	-8771.168	7						

Envelope AISC 15th(360-16): LRFD Steel Code Checks

Member	Shape	Code C...	Loc[ft]	LC	Shear ...	Loc[ft]	Dir	LC	phi*Pnc [lb]	phi*Pnt [lb]	phi*Mn y...	phi*Mn z...	Cb	Eqn	
1	M1	PIPE 2.5	.275	3.101	11	.303	12.566	1	9268.131	50715	3.596	3.596	2...	H1-1b	
2	M2	PIPE 2.5	.210	3.101	11	.092	12.566	7	9268.131	50715	3.596	3.596	3...	H1-1b	
3	M5	PIPE 2.0	.586	2.083	10	.259	2.083	10	23808.54	32130	1.872	1.872	2...	H1-1b	
4	M6	PIPE 2.0	.332	0	5	.090	.781	4	20114.427	32130	1.872	1.872	3...	H1-1b	
5	M7	PIPE 2.0	.313	0	10	.102	.781	10	20114.427	32130	1.872	1.872	2...	H1-1b	
6	M8	PL3/8X3.5	.495	0	45	.038	.25	z	39	40839.968	42525	.332	3.101	1...	H1-1b
7	M9	PL3/8X3.5	.381	0	47	.035	0	y	49	40839.968	42525	.332	3.101	1...	H1-1b
8	M10	PL3/8X2.75	.009	.208	5	.020	0	y	49	79759.347	82004.4	.64	11.532	1...	H1-1b*

Envelope AISC 15th(360-16): LRFD Steel Code Checks (Continued)

Member	Shape	Code C...	Loc[ft]	LC	Shear ...	Loc[ft]	Dir	LC	phi*Pnc [lb]	phi*Pnt [lb]	phi*Mn y...	phi*Mn z...	Cb	Eqn
9	M11	PL3/8X2.75	.032	0	46	.034	0	y	16	79759.347	82004.4	.64	11.532	1.... H1-1b
10	M12	PL3/8X2.75	.033	.208	40	.041	0	y	16	79759.347	82004.4	.64	11.532	1.... H1-1b
11	M13	PL3/8X2.75	.043	.208	40	.040	0	y	20	79759.347	82004.4	.64	11.532	1.... H1-1b
12	M14	1.5x0.094	.069	2.917	5	.009	0		49	10349.705	13419.264	.501	.501	1.... H1-1b*
13	M15	1.5x0.094	.106	2.917	46	.007	0		49	10349.705	13419.264	.501	.501	1.... H1-1b*
14	M16	PL3/8X2.75	.048	0	22	.041	.208	y	23	79759.347	82004.4	.64	11.532	1.... H1-1b
15	M17	PL3/8X2.75	.007	.208	46	.006	.208	y	20	79759.347	82004.4	.64	11.532	1.... H1-1b*
16	M18	1.5x0.094	.057	2.917	46	.005	2.917		11	10349.705	13419.264	.501	.501	1.... H1-1b*
17	M19	1.5x0.094	.059	1.894	23	.017	0		4	8659.381	13419.264	.501	.501	1.... H1-1b
18	M20	1.5x0.094	.079	1.894	23	.011	3.788		11	8659.381	13419.264	.501	.501	1.... H1-1b
19	M23	PIPE 2.0	.346	1.354	1	.164	1.354		7	23808.54	32130	1.872	1.872	1.... H1-1b
20	M24	PIPE 2.0	.408	5.729	18	.092	6.25		17	20114.427	32130	1.872	1.872	2.... H1-1b
21	M25	PIPE 2.0	.361	5.664	14	.080	.781		15	20114.427	32130	1.872	1.872	1.... H1-1b
22	M26	PL3/8X3.5	.693	0	17	.055	.25	z	49	40839.968	42525	.332	3.101	1.... H1-1b
23	M27	PL3/8X3.5	.538	0	24	.049	.25	z	49	40839.968	42525	.332	3.101	1.... H1-1b
24	M28	PL3/8X2.75	.007	.208	19	.022	0	y	49	79759.347	82004.4	.64	11.532	1.... H1-1b*
25	M29	PL3/8X2.75	.045	0	16	.047	0	y	49	79759.347	82004.4	.64	11.532	1.... H1-1b
26	M30	PL3/8X2.75	.046	.208	22	.052	0	y	49	79759.347	82004.4	.64	11.532	1.... H1-1b
27	M31	PL3/8X2.75	.061	.208	22	.054	0	y	49	79759.347	82004.4	.64	11.532	1.... H1-1b
28	M32	1.5x0.094	.059	2.917	19	.009	0		49	10349.705	13419.264	.501	.501	1 H1-1b*
29	M33	1.5x0.094	.142	2.917	16	.007	0		49	10349.705	13419.264	.501	.501	1.... H1-1b*
30	M34	PL3/8X2.75	.067	0	16	.051	.208	y	24	79759.347	82004.4	.64	11.532	1.... H1-1b
31	M35	PL3/8X2.75	.010	.208	16	.006	0	y	49	79759.347	82004.4	.64	11.532	1.... H1-1b*
32	M36	1.5x0.094	.078	2.917	16	.005	2.917		2	10349.705	13419.264	.501	.501	1.... H1-1b*
33	M37	1.5x0.094	.079	1.894	15	.012	3.788		4	8659.381	13419.264	.501	.501	1.... H1-1b
34	M38	1.5x0.094	.107	1.894	15	.012	3.788		12	8659.381	13419.264	.501	.501	1.... H1-1b
35	M39	PIPE 2.5	.294	3.101	7	.288	12.566		9	9268.131	50715	3.596	3.596	1.... H1-1b
36	M40	PIPE 2.5	.231	3.101	7	.092	12.566		4	9268.131	50715	3.596	3.596	3.... H1-1b
37	M43	PIPE 2.0	.584	2.083	6	.259	2.083		6	23808.54	32130	1.872	1.872	2.... H1-1b
38	M44	PIPE 2.0	.332	0	1	.090	.781		12	20114.427	32130	1.872	1.872	3.... H1-1b
39	M45	PIPE 2.0	.317	0	6	.102	.781		6	20114.427	32130	1.872	1.872	2.... H1-1b
40	M46	PL3/8X3.5	.490	0	21	.035	.25	y	11	40839.968	42525	.332	3.101	1.... H1-1b
41	M47	PL3/8X3.5	.390	0	17	.027	.25	y	12	40839.968	42525	.332	3.101	1.... H1-1b
42	M48	PL3/8X2.75	.009	.208	12	.012	0	y	36	79759.347	82004.4	.64	11.532	1.... H1-1b*
43	M49	PL3/8X2.75	.211	0	18	.031	0	y	12	79759.347	82004.4	.64	11.532	1.... H1-1b
44	M50	PL3/8X2.75	.210	.208	19	.036	0	y	12	79759.347	82004.4	.64	11.532	1.... H1-1b
45	M51	PL3/8X2.75	.314	.208	19	.024	0	z	16	79759.347	82004.4	.64	11.532	1.... H1-1b
46	M52	1.5x0.094	.069	2.917	12	.006	2.917		11	10349.705	13419.264	.501	.501	1.... H1-1b*
47	M53	1.5x0.094	.098	2.917	18	.006	2.917		9	10349.705	13419.264	.501	.501	1.... H1-1b*
48	M54	PL3/8X2.75	.321	0	18	.029	.208	y	7	79759.347	82004.4	.64	11.532	1.... H1-1b
49	M55	PL3/8X2.75	.007	.208	18	.011	.208	y	31	79759.347	82004.4	.64	11.532	1.... H1-1b*
50	M56	1.5x0.094	.055	2.917	18	.006	2.917		7	10349.705	13419.264	.501	.501	1.... H1-1b*
51	M57	1.5x0.094	.060	1.894	19	.018	0		12	8659.381	13419.264	.501	.501	1.... H1-1b
52	M58	1.5x0.094	.080	1.894	19	.013	3.788		7	8659.381	13419.264	.501	.501	1.... H1-1b
53	M61	PIPE 2.0	.337	1.354	9	.156	1.354		3	23808.54	32130	1.872	1.872	2.... H1-1b
54	M62	PIPE 2.0	.399	5.729	14	.090	6.25		24	20114.427	32130	1.872	1.872	2.... H1-1b
55	M63	PIPE 2.0	.354	5.664	23	.079	.781		23	20114.427	32130	1.872	1.872	1.... H1-1b
56	M64	PL3/8X3.5	.679	0	13	.035	.25	z	15	40839.968	42525	.332	3.101	1.... H1-1b
57	M65	PL3/8X3.5	.527	0	20	.033	.25	y	12	40839.968	42525	.332	3.101	1.... H1-1b
58	M66	PL3/8X2.75	.007	.208	16	.009	0	y	1	79759.347	82004.4	.64	11.532	1.... H1-1b*
59	M67	PL3/8X2.75	.283	0	14	.028	0	y	12	79759.347	82004.4	.64	11.532	1.... H1-1b
60	M68	PL3/8X2.75	.289	.208	23	.032	0	y	12	79759.347	82004.4	.64	11.532	1.... H1-1b
61	M69	PL3/8X2.75	.417	.208	23	.030	.208	y	20	79759.347	82004.4	.64	11.532	1.... H1-1b
62	M70	1.5x0.094	.057	2.917	16	.006	2.917		1	10349.705	13419.264	.501	.501	1.... H1-1b*
63	M71	1.5x0.094	.138	2.917	24	.005	2.917		2	10349.705	13419.264	.501	.501	1.... H1-1b*
64	M72	PL3/8X2.75	.418	0	13	.030	.208	y	20	79759.347	82004.4	.64	11.532	1.... H1-1b
65	M73	PL3/8X2.75	.010	.208	24	.005	0	y	10	79759.347	82004.4	.64	11.532	1.... H1-1b*

Envelope AISC 15th(360-16): LRFD Steel Code Checks (Continued)

Member	Shape	Code C...	Loc[ft]	LC	Shear ...	Loc[ft]	Dir	LC	phi*Pnc [lb]	phi*Pnt [lb]	phi*Mn y-...	phi*Mn z-...	Cb	Eqn
66	M74	1.5x0.094	.076	2.917	24	.005	2.917		10	10349.705	13419.264	.501	.501	1.... H1-1b*
67	M75	1.5x0.094	.078	1.894	23	.013	3.788		6	8659.381	13419.264	.501	.501	1.... H1-1b
68	M76	1.5x0.094	.105	1.894	23	.012	3.788		8	8659.381	13419.264	.501	.501	1.... H1-1b
69	M77	PIPE 2.5	.276	12.076	1	.302	12.566		5	9268.131	50715	3.596	3.596	1.... H1-1b
70	M78	PIPE 2.5	.211	12.076	1	.092	12.566		11	9268.131	50715	3.596	3.596	3.... H1-1b
71	M81	PIPE 2.0	.581	2.083	2	.257	2.083		2	23808.54	32130	1.872	1.872	2.... H1-1b
72	M82	PIPE 2.0	.333	0	9	.090	.781		8	20114.427	32130	1.872	1.872	3.... H1-1b
73	M83	PIPE 2.0	.314	0	2	.101	.781		2	20114.427	32130	1.872	1.872	2.... H1-1b
74	M84	PL3/8X3.5	.472	0	17	.038	.25	y	7	40839.968	42525	.332	3.101	1.... H1-1b
75	M85	PL3/8X3.5	.376	0	13	.031	.25	z	20	40839.968	42525	.332	3.101	1.... H1-1b
76	M86	PL3/8X2.75	.009	.208	9	.015	0	y	20	79759.347	82004.4	.64	11.532	1.... H1-1b*
77	M87	PL3/8X2.75	.186	0	13	.031	.208	y	8	79759.347	82004.4	.64	11.532	1.... H1-1b
78	M88	PL3/8X2.75	.192	.208	15	.039	.208	y	8	79759.347	82004.4	.64	11.532	1.... H1-1b
79	M89	PL3/8X2.75	.287	.208	15	.028	0	y	23	79759.347	82004.4	.64	11.532	1.... H1-1b
80	M90	1.5x0.094	.069	2.917	9	.008	0		20	10349.705	13419.264	.501	.501	1.... H1-1b*
81	M91	1.5x0.094	.094	2.917	14	.006	2.917		4	10349.705	13419.264	.501	.501	1.... H1-1b*
82	M92	PL3/8X2.75	.287	0	13	.031	0	y	3	79759.347	82004.4	.64	11.532	1.... H1-1b
83	M93	PL3/8X2.75	.007	.208	14	.006	.208	y	3	79759.347	82004.4	.64	11.532	1.... H1-1b*
84	M94	1.5x0.094	.053	2.917	14	.005	2.917		3	10349.705	13419.264	.501	.501	1.... H1-1b*
85	M95	1.5x0.094	.058	1.894	15	.018	3.788		8	8659.381	13419.264	.501	.501	1.... H1-1b
86	M96	1.5x0.094	.078	1.894	15	.012	0		3	8659.381	13419.264	.501	.501	1.... H1-1b
87	M99	PIPE 2.0	.350	1.354	5	.165	1.354		11	23808.54	32130	1.872	1.872	2.... H1-1b
88	M100	PIPE 2.0	.411	5.729	22	.094	6.25		21	20114.427	32130	1.872	1.872	2.... H1-1b
89	M101	PIPE 2.0	.364	5.664	18	.081	.781		17	20114.427	32130	1.872	1.872	1.... H1-1b
90	M102	PL3/8X3.5	.698	0	21	.044	.25	z	23	40839.968	42525	.332	3.101	1.... H1-1b
91	M103	PL3/8X3.5	.543	0	16	.040	.25	z	20	40839.968	42525	.332	3.101	1.... H1-1b
92	M104	PL3/8X2.75	.007	.208	23	.010	0	y	8	79759.347	82004.4	.64	11.532	1.... H1-1b*
93	M105	PL3/8X2.75	.313	0	21	.027	0	z	20	79759.347	82004.4	.64	11.532	1.... H1-1b
94	M106	PL3/8X2.75	.313	.208	18	.033	.208	y	8	79759.347	82004.4	.64	11.532	1.... H1-1b
95	M107	PL3/8X2.75	.453	.208	19	.035	.208	z	16	79759.347	82004.4	.64	11.532	1.... H1-1b
96	M108	1.5x0.094	.059	2.917	23	.007	0		8	10349.705	13419.264	.501	.501	1.... H1-1b*
97	M109	1.5x0.094	.142	2.917	20	.006	2.917		10	10349.705	13419.264	.501	.501	1.... H1-1b*
98	M110	PL3/8X2.75	.459	0	20	.033	.208	z	17	79759.347	82004.4	.64	11.532	1.... H1-1b
99	M111	PL3/8X2.75	.010	.208	20	.010	.208	y	42	79759.347	82004.4	.64	11.532	1.... H1-1b*
100	M112	1.5x0.094	.078	2.917	20	.005	2.917		6	10349.705	13419.264	.501	.501	1.... H1-1b*
101	M113	1.5x0.094	.080	1.894	19	.013	3.788		8	8659.381	13419.264	.501	.501	1.... H1-1b
102	M114	1.5x0.094	.107	1.894	19	.013	3.788		4	8659.381	13419.264	.501	.501	1.... H1-1b
103	M115	L4X3X6	.213	.208	22	.089	.208	z	23	80413.584	80676	2.686	7.063	1.... H2-1
104	M117	L4X3X6	.185	.208	16	.085	.391	z	18	80413.584	80676	2.686	7.063	1.... H2-1
105	M119	L4X3X6	.211	.208	18	.087	.208	z	19	80413.584	80676	2.686	7.063	1.... H2-1
106	M121	L4X3X6	.182	.208	24	.083	.208	z	13	80413.584	80676	2.686	7.063	1.... H2-1
107	M123	L4X3X6	.205	.208	14	.086	.208	z	15	80413.584	80676	2.686	7.063	1.... H2-1
108	M125	L4X3X6	.177	.208	20	.084	.208	z	21	80413.584	80676	2.686	7.063	1.... H2-1
109	M127	PIPE 3.0	.100	11.436	4	.009	11.436		49	32378.241	65205	5.749	5.749	1.... H1-1b*
110	M128	PIPE 3.0	.100	11.436	12	.007	11.436		14	32378.241	65205	5.749	5.749	1.... H1-1b*
111	M129	PIPE 3.0	.100	11.436	8	.008	11.436		16	32378.241	65205	5.749	5.749	1.... H1-1b*
112	MP5A	PIPE 2.0	.269	2.292	10	.160	2.292		4	23808.54	32130	1.872	1.872	2.... H1-1b
113	MP1A	PIPE 2.0	.254	2.292	4	.160	2.292		4	23808.54	32130	1.872	1.872	2.... H1-1b
114	MP4A	PIPE 2.0	.124	4.417	9	.053	6.625		9	12606.974	32130	1.872	1.872	2.... H1-1b
115	MP2A	PIPE 2.0	.628	4.325	1	.242	6.717		4	12606.974	32130	1.872	1.872	1.... H1-1b
116	MP3A	PIPE 2.0	.079	4.583	49	.013	2.292		49	23808.54	32130	1.872	1.872	1.... H1-1b
117	MP5C	PIPE 2.0	.261	2.292	7	.155	2.292		1	23808.54	32130	1.872	1.872	1.... H1-1b
118	MP1C	PIPE 2.0	.251	2.292	1	.155	2.292		1	23808.54	32130	1.872	1.872	2.... H1-1b
119	MP4C	PIPE 2.0	.125	4.417	5	.056	6.625		5	12606.974	32130	1.872	1.872	1.... H1-1b
120	MP2C	PIPE 2.0	.623	4.325	10	.244	6.717		6	12606.974	32130	1.872	1.872	3.... H1-1b
121	MP3C	PIPE 2.0	.051	2.292	6	.013	4.583		6	23808.54	32130	1.872	1.872	2.... H1-1b
122	MP5B	PIPE 2.0	.253	2.292	8	.155	2.292		8	23808.54	32130	1.872	1.872	2.... H1-1b



Company :
 Designer :
 Job Number :
 Model Name : 469402-VZW_MT_LO_H

May 18, 2022
 9:08 AM
 Checked By: _____

Envelope AISC 15th(360-16): LRFD Steel Code Checks (Continued)

Member	Shape	Code C...	Loc[ft]	LC	Shear ...	Loc[ft]	Dir	LC	phi*Pnc [lb]	phi*Pnt [lb]	phi*Mn y-...	phi*Mn z-...	Cb	Eqn
123	MP1B	PIPE 2.0	.251	2.292	8	.155	2.292	8	23808.54	32130	1.872	1.872	1...	H1-1b
124	MP4B	PIPE 2.0	.124	4.417	1	.052	6.625	12	12606.974	32130	1.872	1.872	1...	H1-1b
125	MP2B	PIPE 2.0	.624	4.325	5	.244	6.717	1	12606.974	32130	1.872	1.872	3...	H1-1b
126	MP3B	PIPE 2.0	.044	2.292	2	.011	4.583	2	23808.54	32130	1.872	1.872	1...	H1-1b

I. Mount-to-Tower Connection Check

Custom Orientation Required

Tower Connection Bolt Checks

Bolt Orientation

Bolt Quantity per Reaction:	4
d_x (in) (Delta X of typ. bolt config. sketch):	3.5
d_y (in) (Delta Y of typ. bolt config. sketch):	1.5
Bolt Type:	A307
Bolt Diameter (in):	0.5
Required Tensile Strength / bolt (kips):	0.8
Required Shear Strength / bolt (kips):	1.1
Tensile Capacity / bolt (kips):	6.6
Shear Capacity / bolt (kips):	4.0
Bolt Overall Utilization:	28.3%

Tower Connection Baseplate Checks

