

May 20, 2019

Melanie A. Bachman, Esq.
Executive Director/Staff Attorney
Connecticut Siting Council
10 Franklin Square
New Britain, CT 06051

Re: **Notice of Exempt Modification – Facility Modification
751 Higgins Road, Cheshire, Connecticut**

Dear Ms. Bachman:

Cellco Partnership d/b/a Verizon Wireless (“Cellco”) currently maintains twelve (12) wireless telecommunications antennas at the top level of the existing 250-foot tower at 751 Higgins Road in Cheshire, Connecticut (the “Property”). The tower and Property are owned by AT&T. The Council approved Cellco’s shared use of the tower in 1993. Cellco now intends to modify its facility by replacing six (6) of its existing antennas with six (6) model JAHH-65B-R3B antennas, all at the same level on the tower. Cellco also intends to remove nine (9) remote radio heads (“RRHs”) and install six (6) new RRHs behind its antennas. Included in Attachment 1 are specifications for Cellco’s replacement antennas and RRHs.

Please accept this letter as notification pursuant to R.C.S.A. § 16-50j-73, for construction that constitutes an exempt modification pursuant to R.C.S.A. § 16-50j-72(b)(2). In accordance with R.C.S.A. § 16-50j-73, a copy of this letter is being sent to Cheshire Town Manager, Sean Kimball; William Voelker, Cheshire’s Town Planner; and AT&T, the owner of the Property and tower.

The planned modifications to the facility fall squarely within those activities explicitly provided for in R.C.S.A. § 16-50j-72(b)(2).

1. The proposed modifications will not result in an increase in the height of the existing tower. Cellco’s replacement antennas and RRHs will be located at the top level on the 250-foot tower.

Melanie A. Bachman, Esq.
May 20, 2019
Page 2

2. The proposed modifications will not involve any change to ground-mounted equipment and, therefore, will not require the extension of the site boundary.
3. The proposed modifications will not increase noise levels at the facility by six decibels or more, or to levels that exceed state and local criteria.
4. The operation of the facility with the new antennas and RRHs will not increase radio frequency (RF) emissions to a level at or above the Federal Communications Commission (FCC) safety standard. A cumulative General Power Density table for Cellco's modified facility is included behind Attachment 2.
5. The proposed modifications will not cause a change or alteration in the physical or environmental characteristics of the site.
6. The tower and its foundation can support Cellco's proposed modifications. (See Structural Analysis Report included in Attachment 3).

A copy of the parcel map and owner information for the Property is included in Attachment 4. A Certificate of Mailing verifying that this filing was sent to municipal officials and the owner of the Property is included in Attachment 5.

For the foregoing reasons, Cellco respectfully submits that the proposed modifications to the above-referenced telecommunications facility constitutes an exempt modification under R.C.S.A. § 16-50j-72(b)(2).

Sincerely,



Kenneth C. Baldwin

Enclosures

Copy to:

Sean Kimball, Town Manager
William Voelker, Town Planner
AT&T
Tim Parks

ATTACHMENT 1

JAHH-65B-R3B



8-port sector antenna, 2x 698–787, 2x 824–894 and 4x 1695–2360 MHz, 65° HPBW, 3x RET and low bands have duplexers. Internal SBT's on first LB (Port 1) and first HB(Port 5).

- Internal SBT on low and high band allow remote RET control from the radio over the RF jumper cable
- One RET for 700MHz, one RET for 850MHz, and one RET for both high bands to ensure same tilt level for 4x Rx or 4x MIMO
- Internal filter on low band and interleaved dipole technology providing for attractive, low wind load mechanical package
- Separate RS-485 RET input/output for low and high band

Electrical Specifications

Frequency Band, MHz	698–787	824–894	1695–1880	1850–1990	1920–2200	2300–2360
Gain, dBi	14.5	15.8	18.0	18.4	18.5	18.8
Beamwidth, Horizontal, degrees	67	65	63	63	65	68
Beamwidth, Vertical, degrees	12.4	10.5	5.7	5.2	4.9	4.4
Beam Tilt, degrees	2–14	2–14	0–10	0–10	0–10	0–10
USLS (First Lobe), dB	18	18	20	20	21	23
Front-to-Back Ratio at 180°, dB	32	34	31	35	36	38
Isolation, dB	25	25	25	25	25	25
Isolation, Intersystem, dB	30	30	30	30	30	30
VSWR Return Loss, dB	1.5 14.0	1.5 14.0	1.5 14.0	1.5 14.0	1.5 14.0	1.5 14.0
PIM, 3rd Order, 2 x 20 W, dBc	-153	-153	-153	-153	-153	-153
Input Power per Port at 50°C, maximum, watts	200	200	300	300	300	250
Polarization	±45°	±45°	±45°	±45°	±45°	±45°
Impedance	50 ohm	50 ohm	50 ohm	50 ohm	50 ohm	50 ohm


Electrical Specifications, BASTA*

Frequency Band, MHz	698–787	824–894	1695–1880	1850–1990	1920–2200	2300–2360
Gain by all Beam Tilts, average, dBi	14.3	14.9	17.6	18.1	18.2	18.5
Gain by all Beam Tilts Tolerance, dB	±0.3	±0.5	±0.6	±0.4	±0.5	±0.6
Gain by Beam Tilt, average, dBi	2 ° 14.3 8 ° 14.3 14 ° 14.3	2 ° 15.0 8 ° 14.9 14 ° 15.4	0 ° 17.2 5 ° 17.6 10 ° 17.6	0 ° 17.6 5 ° 18.2 10 ° 18.2	0 ° 17.7 5 ° 18.3 10 ° 18.3	0 ° 17.9 5 ° 18.7 10 ° 18.7
Beamwidth, Horizontal Tolerance, degrees	±1.2	±1.4	±4	±2.4	±2.9	±2.7
Beamwidth, Vertical Tolerance, degrees	±0.9	±0.5	±0.3	±0.2	±0.3	±0.1
USLS, beampeak to 20° above beampeak, dB	18	17	17	18	19	18
Front-to-Back Total Power at 180° ± 30°, dB	25	24	26	29	27	29
CPR at Boresight, dB	22	23	20	21	21	24
CPR at Sector, dB	11	12	11	11	11	8

* CommScope® supports NGMN recommendations on Base Station Antenna Standards (BASTA). To learn more about the benefits of BASTA, [download the whitepaper Time to Raise the Bar on BSAs.](#)

Array Layout

JAHH-65A-R3B JAHH-65B-R3B JAHH-65C-R3B



Array	Freq (MHz)	Conns	RET (SRET)	AISG RET UID
R1	698-798	1-2	1	ANXXXXXXXXXXXXX1
R2	824-894	3-4	2	ANXXXXXXXXXXXXX2
Y1	1695-2360	5-6	3	ANXXXXXXXXXXXXX3
Y2	1695-2360	7-8		

View from the front of the antenna

(Sizes of colored boxes are not true depictions of array sizes)

General Specifications

Operating Frequency Band

1695 – 2360 MHz | 698 – 787 MHz | 824 – 894 MHz

Antenna Type	Sector
Band	Multiband
Performance Note	Outdoor usage

Mechanical Specifications

RF Connector Quantity, total	8
RF Connector Quantity, low band	4
RF Connector Quantity, high band	4
RF Connector Interface	4.3-10 Female
Color	Light gray
Grounding Type	RF connector body grounded to reflector and mounting bracket
Radiator Material	Aluminum Low loss circuit board
Radome Material	Fiberglass, UV resistant
Reflector Material	Aluminum
RF Connector Location	Bottom
Wind Loading, frontal	301.0 N @ 150 km/h 67.7 lbf @ 150 km/h
Wind Loading, lateral	254.0 N @ 150 km/h 57.1 lbf @ 150 km/h
Wind Loading, maximum	638.0 N @ 150 km/h 143.4 lbf @ 150 km/h
Wind Speed, maximum	241 km/h 150 mph

Dimensions

Length	1828.0 mm 72.0 in
Width	350.0 mm 13.8 in
Depth	208.0 mm 8.2 in
Net Weight, without mounting kit	28.7 kg 63.3 lb

Remote Electrical Tilt (RET) Information

Input Voltage	10–30 Vdc
Internal Bias Tee	Port 1 Port 5
Internal RET	High band (1) Low band (2)
Power Consumption, idle state, maximum	2 W
Power Consumption, normal conditions, maximum	13 W
Protocol	3GPP/AISG 2.0 (Single RET)
RET Interface	8-pin DIN Female 8-pin DIN Male
RET Interface, quantity	2 female 2 male

JAHH-65B-R3B

Packed Dimensions

Length	1975.0 mm 77.8 in
Width	456.0 mm 18.0 in
Depth	357.0 mm 14.1 in
Shipping Weight	42.0 kg 92.6 lb

Regulatory Compliance/Certifications

Agency

RoHS 2011/65/EU

ISO 9001:2015

China RoHS SJ/T 11364-2014

Classification

Compliant by Exemption

Designed, manufactured and/or distributed under this quality management system

Above Maximum Concentration Value (MCV)



Included Products

BSAMNT-3 — Wide Profile Antenna Downtilt Mounting Kit for 2.4 - 4.5 in (60 - 115 mm) OD round members. Kit contains one scissor top bracket set and one bottom bracket set.

* Footnotes

Performance Note

Severe environmental conditions may degrade optimum performance

SAMSUNG

Dual-Band Radio Unit 700/850MHz (B13/B5) RFV01U-D2A

Samsung's RFV01U-D2A is a compact remote Radio Unit (RU) designed for deployments that require flexibility in installation and rapid onlining, without compromising on coverage, capacity or operational expenses.



The RFV01U-D2A RU targets dual-band support across Band 13 (700MHz) and Band 5 (850MHz), making it an ideal product for broad coverage footprints across multiple common low-end, long-range frequencies.

The RU handles all Radio Frequency (RF) processing in a single, compact unit, and is designed to interface via CPRI with Samsung's CDU baseband offerings, in both distributed- and central-RAN configurations.

In addition to its minimal footprint and ease of installation, the RU is also designed to reduce cost of ownership through its integrated spectrum analyzer, which allows for remote RF monitoring, greatly reducing the need for on-site maintenance visits.

Features and Benefits

- Dual-band support for broad frequency coverage
- Minimal footprint reduces site costs
- Rapid, easy installation
- Flexibly deployable in any location
- Remote RF monitoring capability
- Convection cooled, silent operation

Key Technical Specifications

Duplex Type: FDD
Operating Frequencies:
 B13: DL(746-756MHz)/UL(777-787MHz)
 B5: DL(869-894MHz)/UL(824-849MHz)
Instantaneous Bandwidth: 10MHz(B13) + 25MHz(B5)
RF Chain: 4T4R/2T4R/2T2R
Output Power: Total 320W
DU-RU Interface: CPRI (10Gbps)
Dimensions: 380 x 380 x 207mm (29.9L)
Weight: 31.9kg
Input Power: -48V DC
Operating Temp.: -40 - 55°(w/o solar load)
Cooling: Natural convection

SAMSUNG

Dual-Band Radio Unit AWS/PCS (B66/B2)

RFV01U-D1A

Samsung's RFV01U-D1A is a compact remote Radio Unit (RU) designed for deployments that require flexibility in installation and rapid onlining, without compromising on coverage, capacity or operational expenses.



The RFV01U-D1A RU targets dual-band support across Band 66 (AWS) and Band 2 (PCS), making it an ideal product for broad coverage footprints across multiple common mid-range frequencies.

The RU handles all Radio Frequency (RF) processing in a single, compact unit, and is designed to interface via CPRI with Samsung's CDU baseband offerings, in both distributed- and central-RAN configurations.

In addition to its minimal footprint and ease of installation, the RU is also designed to reduce cost of ownership through its integrated spectrum analyzer, which allows for remote RF monitoring, greatly reducing the need for on-site maintenance visits.

Features and Benefits

- Dual-band support for broad frequency coverage
- Minimal footprint reduces site costs
- Rapid, easy installation
- Flexibly deployable in any location
- Remote RF monitoring capability
- Convection cooled, silent operation
- Built-in Broadcast Auxiliary Services (BAS) filter ensures compliant AWS operation without impacting footprint

Key Technical Specifications

Duplex Type: FDD
Operating Frequencies:
B66: DL(2,110-2,180MHz)/UL(1,710-1,780MHz)
B2: DL(1,930-1,990MHz)/UL(1,850-1,910MHz)
Instantaneous Bandwidth:
70MHz(B66) + 60MHz(B2)
RF Chain: 4T4R/2T4R/2T2R
Output Power: Total 320W
DU-RU Interface: CPRI (10Gbps)
Dimensions: 380 x 380 x 255mm (36.8L)
Weight: 38.3kg
Input Power: -48V DC
Operating Temp.: -40 - 55°(w/o solar load)
Cooling: Natural convection



HYBRIFLEX™ RRH Hybrid Feeder Cabling Solution, 1-5/8", Single-Mode Fiber

Product Description

RFS' HYBRIFLEX Remote Radio Head (RRH) hybrid feeder cabling solution combines optical fiber and DC power for RRHs in a single lightweight aluminum corrugated cable, making it the world's most innovative solution for RRH deployments.

It was developed to reduce installation complexity and costs at Cellular sites. HYBRIFLEX allows mobile operators deploying an RRH architecture to standardize the RRH installation process and eliminate the need for and cost of cable grounding. HYBRIFLEX combines optical fiber (multi-mode or single-mode) and power in a single corrugated cable. It eliminates the need for junction boxes and can connect multiple RRHs with a single feeder. Standard RFS CELLFLEX® accessories can be used with HYBRIFLEX cable. Both pre-connectorized and on-site options are available.

Features/Benefits

- Aluminum corrugated armor with outstanding bending characteristics – minimizes installation time and enables mechanical protection and shielding
- Same accessories as 1 5/8" coaxial cable
- Outer conductor grounding – Eliminates typical grounding requirements and saves on installation costs
- Lightweight solution and compact design – Decreases tower loading
- Robust cabling – Eliminates need for expensive cable trays and ducts
- Installation of tight bundled fiber optic cable pairs directly to the RRH – Reduces CAPEX and wind load by eliminating need for interconnection
- Optical fiber and power cables housed in single corrugated cable – Saves CAPEX by standardizing RRH cable installation and reducing installation requirements
- Outdoor polyethylene jacket – Ensures long-lasting cable protection




Figure 1: HYBRIFLEX Series

Technical Specifications

Dimensions			
Outer Conductor Armor	Corrugated Aluminum	(mm (in))	46.5 (1.83)
Jacket	Polyethylene, PE	(mm (in))	50.3 (1.98)
UV-Protection	Individual and External Jacket		Yes
Mechanical Properties			
Weight, Approximate		(kg/m (lb/ft))	1.9 (1.30)
Minimum Bending Radius, Single Bending		(mm (in))	200 (8)
Minimum Bending Radius, Repeated Bending		(mm (in))	500 (20)
Recommended/Maximum Clamp Spacing		(m (ft))	1.0 / 1.2 (3.25 / 4.0)
Electrical Properties			
DC-Resistance Outer Conductor Armor		(Ω/km (Ω/1000ft))	0.68 (0.205)
DC-Resistance Power Cable, 8.4mm ² (8AWG)		(Ω/km (Ω/1000ft))	2.1 (0.307)
Fiber Characteristics			
Version			Single-mode OM3
Quantity, Fiber Count			16 (8 pairs)
Core/Clad		(μm)	50/125
Primary Coating (Acrylate)		(μm)	245
Buffer Diameter, Nominal		(μm)	900
Secondary Protection, Jacket, Nominal		(mm (in))	2.0 (0.08)
Minimum Bending Radius		(mm (in))	104 (4.1)
Insertion Loss @ wavelength 850nm		dB/km	3.0
Insertion Loss @ wavelength 1310nm		dB/km	1.0
Standards (Meets or exceeds)			UL94-V0, UL1666 RoHS Compliant
Power Cable Characteristics			
Size (Power)		(mm (AWG))	8.4 (8)
Quantity, Wire Count (Power)			16 (8 pairs)
Size (Alarm)		(mm (AWG))	0.8 (18)
Quantity, Wire Count (Alarm)			4 (2 pairs)
Type			UV protected
Strands			19
Primary Jacket Diameter, Nominal		(mm (in))	6.8 (0.27)
Standards (Meets or exceeds)			NFPA 130, ICEA S-95-658 UL Type XHHW-2, UL 44 UL-LS Limited Smoke, UL VW-1 IEEE-383 (1974), IEEE1202/FT4 RoHS Compliant
Operating Range			
Installation Temperature		(°C (°F))	-40 to +65 (-40 to 149)
Operation Temperature		(°C (°F))	-40 to +65 (-40 to 149)

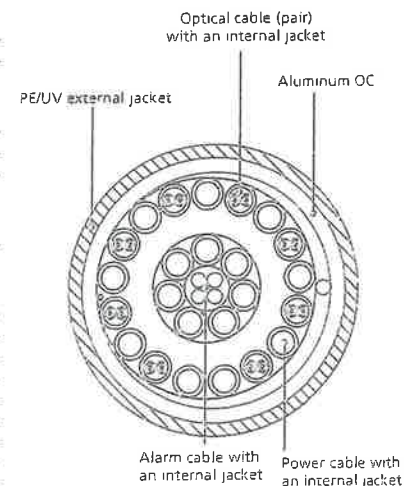


Figure 2: Construction Detail

All information contained in the present datasheet is subject to confirmation at time of ordering.

ATTACHMENT 2

Site Name: Cheshire Tower Height: 250ft	General		Power	Density				
CARRIER	# OF CHAN.	WATTS ERP	HEIGHT	CALC. POWER DENS	FREQ.	MAX. PERMISS. EXP.	FRACTION MPE	Total
*AT&T-UMTS	2	728	255	850	0.0084	0.5667	0.15%	
*AT&T-LTE(BAND 14)	4	906	255	700	0.0210	0.4667	0.45%	
*AT&T-LTE (WCS)	4	1181	255	2300	0.0274	1.0000	0.27%	
*AT&T-LTE	2	826	255	700	0.0096	0.4667	0.21%	
*AT&T-LTE (PCS)	4	1250	255	1900	0.0290	1.0000	0.29%	
*T-Mobile	4	1167	212	1900/2100	0.0396	1.0000	0.40%	
*T-Mobile	2	2334	212	2100	0.0396	1.0000	0.40%	
*T-Mobile	1	687	212	700	0.0058	0.4667	0.12%	
*Nextel	9	100	215	851	0.0074	0.5673	0.13%	
*VoiceStream	1	100	217	2400	0.0008	1.0000	0.01%	
*Sprint	3	693	225.6	1900	0.0155	1.0000	0.16%	
*Sprint	1	390	225.6	850	0.0029	0.5667	0.05%	
VZW PCS	1	2766	252	0.0157	1970	1.0000	1.57%	
VZW 850 LTE	1	1451	252	0.0082	869	0.5793	1.42%	
VZW Cellular	3	326	252	0.0055	876	0.5840	0.94%	
VZW AWS	1	2911	252	0.0165	2145	1.0000	1.65%	
VZW 700	1	1260	252	0.0071	746	0.4973	1.43%	9.63%
* Source: Siting Council								

ATTACHMENT 3



Airosmith Development
 355 State Suite, Suite #1 East
 Albany, NY 12210
 (518) 527-0011



Traci Preble
 520 South Main Street, Suite 2531
 Akron, OH 44311
 (317) 299-2996
tpreble@gpdgroup.com

GPD# 2019736.27
 May 16, 2019

STRUCTURAL ANALYSIS REPORT

AT&T DESIGNATION: **Site USID:** **TAG0053** **26014**
Site FA: **10136365** **10034996**
Site Name: **CHESHIRE** **CHESHIRE SW**
Client Number: **468692**

ANALYSIS CRITERIA: **Codes:** **TIA-222-G, 2018 Connecticut State Building Code & 2015 IBC**
125-mph Ultimate 3 second gust with 0" ice
97-mph Nominal 3 second gust with 0" ice
50-mph Nominal 3 second gust with 3/4" ice

SITE DATA: **751 Higgins Road, Cheshire, CT 06410, New Haven County**
Latitude 41° 29' 14.870" N, Longitude 72° 55' 45.595" W
Market: NEW ENGLAND
250' Radio Relay Towers Self Support Tower

Andrea Armstrong,

GPD is pleased to submit this Structural Analysis Report to determine the structural integrity of the aforementioned tower. The purpose of the analysis is to determine the suitability of the tower with the existing and proposed loading configuration detailed in the analysis report.

Analysis Results

Tower Stress Level with Proposed Equipment: 67.4% Pass
 Building Pedestal Ratio with Proposed Equipment: Adequate Pass

We at GPD appreciate the opportunity of providing our continuing professional services to you and Airosmith Development. If you have any questions or need further assistance on this or any other projects, please do not hesitate to call.

Respectfully submitted,

Christopher J. Scheks, P.E.
 Connecticut #: 0030026



SUMMARY & RESULTS

The purpose of this analysis was to verify whether the existing modified structure is capable of carrying the proposed loading configuration as specified by Verizon Wireless to Airosmith Development. This report was commissioned by Andrea Armstrong of Airosmith Development.

This analysis has been performed in accordance with the 2018 Connecticut State Building Code based upon an ultimate 3-second gust wind speed of 125 mph converted to a nominal 3-second gust wind speed of 97 mph per Section 1609.3 and Appendix N as required for use in the TIA-222-G Standard per Exception #5 of Section 1609.1.1. Exposure Category B and Risk Category II were used in this analysis.

Detailed foundation and geotechnical information for the building were not available or provided for this report. Therefore, the in place capacities could not be verified. However, based on the reserve capacity of the supporting pedestals, it is our opinion that the supporting building and foundations will be adequate for the proposed loading configuration.

Modifications designed by GPD (Project #: 2012856.05, dated 7/25/2012) have been installed and were considered in this analysis.

Mount modifications designed by All-Points (File #: CT141EB9400, dated 1/7/2019) have been considered in this analysis.

TOWER SUMMARY AND RESULTS

Member	Capacity	Results
Legs	67.3%	Pass
Leg Bolts	67.4%	Pass
Diagonals	57.1%	Pass
Horizontals	48.7%	Pass
Redundant Members	65.6%	Pass
Internal Bracing	67.0%	Pass
Member Bolts	67.4%	Pass
Anchor Rods	34.1%	Pass
Building Pedestals	17.7%	Pass
Foundation	Adequate	Pass

ANALYSIS METHOD

RISA-3D (Version 17.0.2) and TNX Tower (Version 8.0.5.0), commercially available software programs, were used to create a three-dimensional model of the tower and calculate primary member stresses for various dead, wind, and ice load cases. Selected output from the analysis is included in Appendix B. The following table details the information provided to complete this structural analysis. This analysis is solely based on this information and is being completed without the benefit of a recent detailed site visit.

DOCUMENTS PROVIDED

Document	Remarks	Source
Site Lease Application	Not Provided	N/A
RF Design Form	RFDS ID #: 1363219 dated 8/2/2018	Airosmith
Mount Modifications	All-Points File #: CT141EB9400, dated 1/7/2019	Airosmith
Tower Design	AT&T Co. Drawing #: NA4J03-902 Rev 3, dated 6/5/1967	AT&T
Building Drawings	AT&T Co. L-4 Junction Building, dated 12/1/1965	AT&T
Foundation Mapping	FDH Project #: 11-12049E-N1, dated 12/20/2011	AT&T
Ground Mapping	GPD Project #: 2013723.01.TAG0053.01, dated 6/14/2013	AT&T
Geotechnical Report	Not Provided	N/A
Previous Structural Analysis	GPD Project #: 2018703.48, dated 4/27/2018	GPD
Tower Mapping	GPD Project #: 2013723.01.TAG0053.03, 1/17/2014	AT&T
Modification Drawings	GPD Project #: 2012856.05, dated 7/25/2012	AT&T

ASSUMPTIONS

This structural analysis is based on the theoretical capacity of the members and is not a condition assessment of the tower. This analysis is from information supplied, and therefore, its results are based on and are as accurate as that supplied data. GPD has made no independent determination, nor is it required to, of its accuracy. The following assumptions were made for this structural analysis.

1. The tower member sizes and shapes are considered accurate as supplied. The material grade is as per data supplied and/or as assumed and as stated in the materials section.
2. The antenna configuration is as supplied and/or as modeled in the analysis. It is assumed to be complete and accurate. All antennas, mounts, coax and waveguides are assumed to be properly installed and supported as per manufacturer requirements.
3. Some assumptions are made regarding antennas and mount sizes and their projected areas based on best interpretation of data supplied and of best knowledge of antenna type and industry practice.
4. All mounts, if applicable, are considered adequate to support the loading. No actual analysis of the mount(s) is performed. This analysis is limited to analyzing the tower only.
5. The soil parameters are as per data supplied or as assumed and stated in the calculations.
6. Foundations are properly designed and constructed to resist the original design loads indicated in the documents provided.
7. The tower and structures have been properly maintained in accordance with TIA Standards and/or with manufacturer's specifications.
8. All welds and connections are assumed to develop at least the member capacity unless determined otherwise and explicitly stated in this report.
9. All prior structural modifications are assumed to be as per data supplied/available and to have been properly installed.
10. Loading interpreted from photos is accurate to $\pm 5'$ AGL, antenna size accurate to ± 3.3 sf, and coax equal to the number of existing antennas without reserve.
11. All existing loading was obtained from the previous analysis by GPD, site photos, and the provided RF Design Form and is assumed to be accurate.
12. Face A azimuth of 105° assumed based on the tower mapping by GPD (Project #: 2013723.01.TAG0053.03, 1/17/2014).

If any of these assumptions are not valid or have been made in error, this analysis may be affected, and GPD Group should be allowed to review any new information to determine its effect on the structural integrity of the tower.

DISCLAIMER OF WARRANTIES

GPD has not performed a recent site visit to the tower to verify the member sizes or antenna/coax loading. If the existing conditions are not as represented on the tower elevation contained in this report, we should be contacted immediately to evaluate the significance of the discrepancy. This is not a condition assessment of the tower or foundation. This report does not replace a full tower inspection. The tower and foundations are assumed to have been properly fabricated, erected, maintained, in good condition, twist free, and plumb.

The engineering services rendered by GPD in connection with this Structural Analysis are limited to a computer analysis of the tower structure and theoretical capacity of its main structural members. No allowance was made for any damaged, bent, missing, loose, or rusted members (above and below ground). No allowance was made for loose bolts or cracked welds.

This analysis is limited to the designated maximum wind and seismic conditions per the governing tower standards and code. Wind forces resulting in tower vibrations near the structure's resonant frequencies were not considered in this analysis and are outside the scope of this analysis. Lateral loading from any dynamic response was not evaluated under a time-domain based fatigue analysis.

GPD does not analyze the fabrication of the structure (including welding). It is not possible to have all the very detailed information needed to perform a thorough analysis of every structural sub-component and connection of an existing tower. GPD provides a limited scope of service in that we cannot verify the adequacy of every weld, plate connection detail, etc. The purpose of this report is to assess the capability of adding appurtenances usually accompanied by transmission lines to the structure.

It is the owner's responsibility to determine the amount of ice accumulation in excess of the code specified amount, if any, that should be considered in the structural analysis.

The attached sketches are a schematic representation of the analyzed tower. If any material is fabricated from these sketches, the contractor shall be responsible for field verifying the existing conditions, proper fit, and clearance in the field. Any mentions of structural modifications are reasonable estimates and should not be used as a precise construction document. Precise modification drawings are obtainable from GPD, but are beyond the scope of this report.

Miscellaneous items such as antenna mounts, etc., have not been designed or detailed as a part of our work. We recommend that material of adequate size and strength be purchased from a reputable tower manufacturer.

Towers are designed to carry gravity, wind, and ice loads. All members, legs, diagonals, struts, and redundant members provide structural stability to the tower with little redundancy. Absence or removal of a member can trigger catastrophic failure unless a substitute is provided before any removal. Legs carry axial loads and derive their strength from shorter unbraced lengths by the presence of redundant members and their connection to the diagonals with bolts or welds. If the bolts or welds are removed without providing any substitute to the frame, the leg is subjected to a higher unbraced length that immediately reduces its load carrying capacity. If a diagonal is also removed in addition to the connection, the unbraced length of the leg is greatly increased, jeopardizing its load carrying capacity. Failure of one leg can result in a tower collapse because there is no redundancy. Redundant members and diagonals are critical to the stability of the tower.

GPD makes no warranties, expressed and/or implied, in connection with this report and disclaims any liability arising from material, fabrication, and erection of this tower. GPD will not be responsible whatsoever for, or on account of, consequential or incidental damages sustained by any person, firm, or organization as a result of any data or conclusions contained in this report. The maximum liability of GPD pursuant to this report will be limited to the total fee received for preparation of this report.

APPENDIX A

Tower Analysis Summary Form

APPENDIX B

Software Output Files and Calculations

tnxTower GPD 520 South Main Street Suite 2531 Akron, Ohio 44311 Phone: (555) 555-1234 FAX: (555) 555-1235	Job	Cheshire SW	Page	1 of 8
	Project	2019736.27	Date	20:03:22 05/13/19
	Client	Verizon Wireless	Designed by	jstokes

Tower Input Data

The main tower is a 4x free standing tower with an overall height of 250.00 ft above the ground line.

The base of the tower is set at an elevation of 0.00 ft above the ground line.

The face width of the tower is 33.50 ft at the top and 37.00 ft at the base.

This tower is designed using the TIA-222-G standard.

The following design criteria apply:

Tower is located in New Haven County, Connecticut.

Basic wind speed of 97 mph.

Structure Class II.

Exposure Category B.

Topographic Category 1.

Crest Height 0.00 ft.

Nominal ice thickness of 0.7500 in.

Ice thickness is considered to increase with height.

Ice density of 56 pcf.

A wind speed of 50 mph is used in combination with ice.

Temperature drop of 50 °F.

Deflections calculated using a wind speed of 60 mph.

Pressures are calculated at each section.

Stress ratio used in tower member design is 1.

Local bending stresses due to climbing loads, feed line supports, and appurtenance mounts are not considered.

Feed Line/Linear Appurtenances - Entered As Round Or Flat

Description	Face or Leg	Allow Shield	Exclude From Torque Calculation	Component Type	Placement ft	Face Offset in	Lateral Offset (Frac FW)	#	# Per Row	Clear Spacing in	Width or Diameter in	Perimeter in	Weight plf
Climbing Ladder (Af)	C	No	No	Af (CaAa)	250.00 - 8.00	-24.000	0.44	1	1	3.8400	3.8400		4.81
Safety Line 3/8	C	No	No	Ar (CaAa)	250.00 - 8.00	-24.000	0.44	1	1	0.3750	0.3750		0.22
5/8" Power Cable	C	No	No	Ar (CaAa)	250.00 - 8.00	0.0000	0.35	1	1	0.6300	0.5000		0.15
2-1/4" Conduit	C	No	No	Ar (CaAa)	250.00 - 8.00	0.0000	0.35	1	1	2.2500	2.2500		0.32
Feedline Ladder Af	D	No	No	Ar (CaAa)	250.00 - 8.00	0.0000	0.02	1	1	2.5000	2.5000		7.00
LDF7-50A (1-5/8 FOAM)	D	No	No	Ar (CaAa)	250.00 - 8.00	0.0000	0.02	18	6	1.9800	1.9800		0.82
1.34" Fiber Cable	D	No	No	Ar (CaAa)	250.00 - 8.00	5.0000	0.02	6	3	1.3400	1.3400		0.82
5/8" DC cable	D	No	No	Ar (CaAa)	250.00 - 8.00	5.0000	0.02	12	6	0.6250	0.6250		0.30
1-5/8" Fiber Cable	D	No	No	Ar (CaAa)	250.00 - 8.00	0.0000	0.02	3	3	1.9800	1.6250		0.82
LDF7-50A (1-5/8 FOAM)	D	No	No	Ar (CaAa)	225.00 - 8.00	0.0000	0.05	3	1	1.9800	1.9800		0.82
LDF7-50A (1-5/8 FOAM)	D	No	No	Ar (CaAa)	225.00 - 8.00	0.0000	-0.05	3	1	1.9800	1.9800		0.82
Feedline Ladder Af	C	No	No	Ar (CaAa)	212.00 - 8.00	2.0000	-0.042	1	1	2.5000	2.5000		7.00
Feedline Ladder Af	B	No	No	Ar (CaAa)	209.00 - 8.00	0.0000	0.45	1	1	2.5000	2.5000		7.00
Feedline Ladder Af	D	No	No	Ar (CaAa)	209.00 - 8.00	0.0000	0.43	1	1	2.5000	2.5000		7.00

tnxTower GPD 520 South Main Street Suite 2531 Akron, Ohio 44311 Phone: (555) 555-1234 FAX: (555) 555-1235	Job	Cheshire SW	Page	2 of 8
	Project	2019736.27	Date	20:03:22 05/13/19
	Client	Verizon Wireless	Designed by	jstokes

Description	Face or Leg	Allow Shield	Exclude From Torque Calculation	Component Type	Placement ft	Face Offset in	Lateral Offset (Frac FW)	#	# Per Row	Clear Spacing in	Width or Diameter in	Perimeter in	Weight plf
Ladder Af					8.00								
LDF7-50A (1-5/8 FOAM)	D	No	No	Ar (CaAa)	198.00 - 8.00	0.0000	0.45	9	9	1.9800	1.9800		0.82
LDF7-50A (1-5/8 FOAM)	D	No	No	Ar (CaAa)	210.00 - 198.00	0.0000	0.45	6	6	1.9800	1.9800		0.82
7/8" Hybrid Cable	B	No	No	Ar (CaAa)	210.00 - 8.00	0.0000	0.45	2	2	0.8750	0.8750		0.28
LDF4RN-50A (1/2 FOAM)	C	No	No	Ar (CaAa)	210.00 - 8.00	0.0000	-0.35	1	1	0.6300	0.6300		0.15
LDF5-50A (7/8 FOAM)	D	No	No	Ar (CaAa)	190.00 - 171.00	8.0000	0	2	2	1.0900	1.0900		0.33
LDF5-50A (7/8 FOAM)	D	No	No	Ar (CaAa)	171.00 - 8.00	8.0000	0	3	3	1.0900	1.0900		0.33
LDF4.5-50 (5/8 FOAM)	D	No	No	Ar (CaAa)	85.00 - 8.00	6.0000	0	7	4	0.8700	0.8700		0.15
1" Rigid Conduit	C	No	No	Ar (CaAa)	21.00 - 8.00	0.0000	-0.3	2	2	1.0000	1.0000		0.50
1" Rigid Conduit	C	No	No	Ar (CaAa)	37.00 - 21.00	0.0000	-0.3	1	1	1.0000	1.0000		0.50
LDF4-50A (1/2 FOAM)	D	No	No	Ar (CaAa)	36.50 - 8.00	0.0000	0.055	1	1	0.6300	0.6300		0.15

Discrete Tower Loads

Description	Face or Leg	Offset Type	Offsets: Horz Lateral Vert ft ft ft	Azimuth Adjustment °	Placement ft	No Ice	1/2" Ice	1" Ice	Weight lb
						ft ²	ft ²	ft ²	
4' Lightning Rod	C	None		0.0000	265.00	0.10	0.51	0.89	10.00
						0.51	0.51	0.89	11.87
						0.89	0.89	0.89	16.37
Flash Beacon	C	None		0.0000	263.00	3.00	4.50	6.00	100.00
						4.50	4.50	6.00	150.00
						6.00	6.00	6.00	200.00
13' I-Beam Mast Mount	C	None		0.0000	256.50	13.00	14.14	15.08	195.00
						14.14	14.14	15.08	262.31
						15.08	15.08	15.08	340.70
Tower Top Platform	C	None		0.0000	252.00	85.00	97.00	110.00	4425.00
						97.00	97.00	110.00	5752.50
						110.00	110.00	110.00	7080.00
2' Standoff - Round (GPD)	B	From Face	4.00	0.0000	252.00	1.14	1.79	2.44	37.40
			-21.00			1.79	2.41	3.20	55.34
			3.00			2.44	3.20	3.20	73.28
2' Standoff - Round (GPD)	C	From Face	4.00	0.0000	252.00	1.14	1.79	2.44	37.40
			-21.00			1.79	2.41	3.20	55.34
			3.00			2.44	3.20	3.20	73.28
2' Standoff - Round (GPD)	A	From Face	4.00	0.0000	252.00	1.14	1.79	2.44	37.40
			-21.00			1.79	2.41	3.20	55.34
			3.00			2.44	3.20	3.20	73.28
AM-X-CD-16-65-00T-RET w/ 6' Mount Pipe	B	From Face	4.00	0.0000	252.00	8.02	8.48	8.94	83.24
			-22.00			8.48	7.18	8.00	148.46
			3.00			8.94	8.00	8.00	222.18
AM-X-CD-16-65-00T-RET w/ 6' Mount Pipe	C	From Face	4.00	49.0000	252.00	8.02	8.48	8.94	83.24
			-22.00			8.48	7.18	8.00	148.46
			3.00			8.94	8.00	8.00	222.18

tnxTower GPD 520 South Main Street Suite 2531 Akron, Ohio 44311 Phone: (555) 555-1234 FAX: (555) 555-1235	Job	Cheshire SW	Page	3 of 8
	Project	2019736.27	Date	20:03:22 05/13/19
	Client	Verizon Wireless	Designed by	jstokes

Description	Face or Leg	Offset Type	Offsets:		Azimuth Adjustment	Placement	CAAA		Weight
			Horz	Vert			Front	Side	
			ft	ft	°	ft	ft ²	ft ²	lb
SBNH-1D6565C w/ Mount Pipe	A	From Face	4.00	-15.0000	252.00	No Ice	11.45	9.36	86.35
			-22.00			1/2" Ice	12.06	10.68	170.71
			3.00			1" Ice	12.69	11.71	264.63
HPA-65R-BUU-H8 w/ Mount Pipe	B	From Face	4.00	5.0000	252.00	No Ice	13.05	9.42	94.20
			-20.00			1/2" Ice	13.66	10.82	189.07
			3.00			1" Ice	14.27	12.07	293.65
HPA-65R-BUU-H8 w/ Mount Pipe	C	From Face	4.00	45.0000	252.00	No Ice	13.05	9.42	94.20
			-20.00			1/2" Ice	13.66	10.82	189.07
			3.00			1" Ice	14.27	12.07	293.65
HPA-65R-BUU-H8 w/ Mount Pipe	A	From Face	4.00	-20.0000	252.00	No Ice	13.05	9.42	94.20
			-20.00			1/2" Ice	13.66	10.82	189.07
			3.00			1" Ice	14.27	12.07	293.65
80010966 w/ Mount Pipe	B	From Face	4.00	0.0000	252.00	No Ice	17.60	9.64	147.45
			-20.00			1/2" Ice	18.33	11.15	263.33
			3.00			1" Ice	19.07	12.70	389.66
80010965 w/ Mount Pipe	C	From Face	4.00	49.0000	252.00	No Ice	14.05	7.63	125.19
			-20.00			1/2" Ice	14.69	8.90	221.67
			3.00			1" Ice	15.30	9.96	327.18
80010965 w/ Mount Pipe	A	From Face	4.00	-15.0000	252.00	No Ice	14.05	7.63	125.19
			-20.00			1/2" Ice	14.69	8.90	221.67
			3.00			1" Ice	15.30	9.96	327.18
DTMABP7819VG12A	B	From Face	4.00	0.0000	252.00	No Ice	0.98	0.34	19.18
			-20.00			1/2" Ice	1.10	0.42	26.48
			3.00			1" Ice	1.23	0.51	35.63
DTMABP7819VG12A	C	From Face	4.00	49.0000	252.00	No Ice	0.98	0.34	19.18
			-20.00			1/2" Ice	1.10	0.42	26.48
			3.00			1" Ice	1.23	0.51	35.63
DTMABP7819VG12A	A	From Face	4.00	-15.0000	252.00	No Ice	0.98	0.34	19.18
			-20.00			1/2" Ice	1.10	0.42	26.48
			3.00			1" Ice	1.23	0.51	35.63
RRUS 11	B	From Face	4.00	0.0000	252.00	No Ice	2.78	1.19	50.70
			-20.00			1/2" Ice	2.99	1.33	71.50
			3.00			1" Ice	3.21	1.49	95.33
RRUS 11	C	From Face	4.00	49.0000	252.00	No Ice	2.78	1.19	50.70
			-20.00			1/2" Ice	2.99	1.33	71.50
			3.00			1" Ice	3.21	1.49	95.33
RRUS 11	A	From Face	4.00	-15.0000	252.00	No Ice	2.78	1.19	50.70
			-20.00			1/2" Ice	2.99	1.33	71.50
			3.00			1" Ice	3.21	1.49	95.33
RRUS 32 B2	B	From Face	4.00	0.0000	252.00	No Ice	2.73	1.67	52.90
			-20.00			1/2" Ice	2.95	1.86	73.96
			3.00			1" Ice	3.18	2.05	98.21
RRUS 32 B2	C	From Face	4.00	49.0000	252.00	No Ice	2.73	1.67	52.90
			-20.00			1/2" Ice	2.95	1.86	73.96
			3.00			1" Ice	3.18	2.05	98.21
RRUS 32 B2	A	From Face	4.00	-15.0000	252.00	No Ice	2.73	1.67	52.90
			-20.00			1/2" Ice	2.95	1.86	73.96
			3.00			1" Ice	3.18	2.05	98.21
RRUS 32	B	From Face	4.00	0.0000	252.00	No Ice	3.31	2.42	77.00
			-20.00			1/2" Ice	3.56	2.64	104.93
			3.00			1" Ice	3.81	2.86	136.47
RRUS 32	C	From Face	4.00	49.0000	252.00	No Ice	3.31	2.42	77.00
			-20.00			1/2" Ice	3.56	2.64	104.93
			3.00			1" Ice	3.81	2.86	136.47
RRUS 32	A	From Face	4.00	-15.0000	252.00	No Ice	3.31	2.42	77.00
			-20.00			1/2" Ice	3.56	2.64	104.93
			3.00			1" Ice	3.81	2.86	136.47

tnxTower GPD 520 South Main Street Suite 2531 Akron, Ohio 44311 Phone: (555) 555-1234 FAX: (555) 555-1235	Job Cheshire SW	Page 4 of 8
	Project 2019736.27	Date 20:03:22 05/13/19
	Client Verizon Wireless	Designed by jstokes

Description	Face or Leg	Offset Type	Offsets: Horz Lateral Vert ft ft ft	Azimuth Adjustment °	Placement ft	CAA Front ft ²	CAA Side ft ²	Weight lb	
RRUS 4478 B14	B	From Face	4.00	0.0000	252.00	No Ice	1.84	1.06	59.90
			-20.00			1/2" Ice	2.01	1.20	75.78
			3.00			1" Ice	2.19	1.34	94.29
RRUS 4478 B14	C	From Face	4.00	49.0000	252.00	No Ice	1.84	1.06	59.90
			-20.00			1/2" Ice	2.01	1.20	75.78
			3.00			1" Ice	2.19	1.34	94.29
RRUS 4478 B14	A	From Face	4.00	-15.0000	252.00	No Ice	1.84	1.06	59.90
			-20.00			1/2" Ice	2.01	1.20	75.78
			3.00			1" Ice	2.19	1.34	94.29
(2) DC6-48-60-18-8F Surge Suppression Unit	A	From Face	4.00	-15.0000	252.00	No Ice	0.92	0.92	18.90
			-20.00			1/2" Ice	1.46	1.46	36.62
			3.00			1" Ice	1.64	1.64	56.82
(2) DC6-48-60-18-8F Surge Suppression Unit	B	From Face	4.00	49.0000	252.00	No Ice	0.92	0.92	18.90
			-20.00			1/2" Ice	1.46	1.46	36.62
			3.00			1" Ice	1.64	1.64	56.82
(2) DC6-48-60-18-8F Surge Suppression Unit	C	From Face	4.00	0.0000	252.00	No Ice	0.92	0.92	18.90
			-20.00			1/2" Ice	1.46	1.46	36.62
			3.00			1" Ice	1.64	1.64	56.82
GPS	A	From Face	2.00	0.0000	252.00	No Ice	0.11	0.11	0.87
			0.00			1/2" Ice	0.21	0.21	3.85
			2.00			1" Ice	0.28	0.28	7.85
4' Standoff	C	From Face	2.00	0.0000	252.00	No Ice	3.41	3.41	80.00
			2.00			1/2" Ice	4.47	4.47	104.00
			2.00			1" Ice	5.50	5.50	128.00
4' Standoff	C	From Face	2.00	0.0000	252.00	No Ice	3.41	3.41	80.00
			10.00			1/2" Ice	4.47	4.47	104.00
			2.00			1" Ice	5.50	5.50	128.00
4' Standoff	D	From Face	2.00	0.0000	252.00	No Ice	3.41	3.41	80.00
			-15.00			1/2" Ice	4.47	4.47	104.00
			2.00			1" Ice	5.50	5.50	128.00
4' Standoff	D	From Face	2.00	0.0000	252.00	No Ice	3.41	3.41	80.00
			8.00			1/2" Ice	4.47	4.47	104.00
			2.00			1" Ice	5.50	5.50	128.00
JAHH-65B-R3B w/ Mount Pipe	B	From Face	2.00	15.0000	252.00	No Ice	9.35	7.65	86.15
			-2.00			1/2" Ice	9.92	8.83	162.72
			2.00			1" Ice	10.46	9.73	247.46
JAHH-65B-R3B w/ Mount Pipe	B	From Face	2.00	15.0000	252.00	No Ice	9.35	7.65	86.15
			-8.00			1/2" Ice	9.92	8.83	162.72
			2.00			1" Ice	10.46	9.73	247.46
JAHH-65B-R3B w/ Mount Pipe	C	From Face	4.00	35.0000	252.00	No Ice	9.35	7.65	86.15
			2.00			1/2" Ice	9.92	8.83	162.72
			0.00			1" Ice	10.46	9.73	247.46
JAHH-65B-R3B w/ Mount Pipe	C	From Face	4.00	35.0000	252.00	No Ice	9.35	7.65	86.15
			10.00			1/2" Ice	9.92	8.83	162.72
			2.00			1" Ice	10.46	9.73	247.46
JAHH-65B-R3B w/ Mount Pipe	A	From Face	2.00	-25.0000	252.00	No Ice	9.35	7.65	86.15
			-10.00			1/2" Ice	9.92	8.83	162.72
			2.00			1" Ice	10.46	9.73	247.46
JAHH-65B-R3B w/ Mount Pipe	A	From Face	2.00	-25.0000	252.00	No Ice	9.35	7.65	86.15
			0.00			1/2" Ice	9.92	8.83	162.72
			2.00			1" Ice	10.46	9.73	247.46
LPA-80063/6CF w/ Mount Pipe	B	From Face	2.00	15.0000	252.00	No Ice	9.83	10.22	52.22
			10.00			1/2" Ice	10.40	11.38	144.64
			2.00			1" Ice	10.93	12.27	245.54
LPA-80063/6CF w/ Mount Pipe	B	From Face	2.00	15.0000	252.00	No Ice	9.83	10.22	52.22
			15.00			1/2" Ice	10.40	11.38	144.64
			2.00			1" Ice	10.93	12.27	245.54

tnxTower GPD 520 South Main Street Suite 2531 Akron, Ohio 44311 Phone: (555) 555-1234 FAX: (555) 555-1235	Job	Cheshire SW	Page	5 of 8
	Project	2019736.27	Date	20:03:22 05/13/19
	Client	Verizon Wireless	Designed by	jstokes

Description	Face or Leg	Offset Type	Offsets:		Azimuth Adjustment	Placement	CAAA		Weight
			Horz	Vert			Front	Side	
			ft	ft	°	ft	ft ²	ft ²	lb
LPA-80063/6CF w/ Mount Pipe	D	From Face	4.00	-55.0000	252.00	No Ice	9.83	10.22	52.22
			-15.00			1/2" Ice	10.40	11.38	144.64
			2.00			1" Ice	10.93	12.27	245.54
LPA-80063/6CF w/ Mount Pipe	D	From Face	4.00	-55.0000	252.00	No Ice	9.83	10.22	52.22
			8.00			1/2" Ice	10.40	11.38	144.64
			2.00			1" Ice	10.93	12.27	245.54
LPA-80080/6CF w/ Mount Pipe	A	From Face	2.00	-25.0000	252.00	No Ice	4.35	10.04	42.90
			8.00			1/2" Ice	4.79	11.00	107.03
			2.00			1" Ice	5.25	11.83	178.83
LPA-80080/6CF w/ Mount Pipe	A	From Face	2.00	-25.0000	252.00	No Ice	4.35	10.04	42.90
			10.00			1/2" Ice	4.79	11.00	107.03
			2.00			1" Ice	5.25	11.83	178.83
FD9R6004/2C-3L	B	From Face	2.00	15.0000	252.00	No Ice	0.31	0.08	3.10
			0.00			1/2" Ice	0.39	0.12	5.40
			2.00			1" Ice	0.47	0.17	8.79
FD9R6004/2C-3L	C	From Face	2.00	35.0000	252.00	No Ice	0.31	0.08	3.10
			0.00			1/2" Ice	0.39	0.12	5.40
			2.00			1" Ice	0.47	0.17	8.79
FD9R6004/2C-3L	A	From Face	2.00	-15.0000	252.00	No Ice	0.31	0.08	3.10
			0.00			1/2" Ice	0.39	0.12	5.40
			2.00			1" Ice	0.47	0.17	8.79
B5/B13 RRH-BR04C	B	From Face	2.00	15.0000	252.00	No Ice	1.88	1.01	70.30
			0.00			1/2" Ice	2.05	1.14	86.73
			2.00			1" Ice	2.22	1.28	105.83
B5/B13 RRH-BR04C	C	From Face	2.00	35.0000	252.00	No Ice	1.88	1.01	70.30
			0.00			1/2" Ice	2.05	1.14	86.73
			2.00			1" Ice	2.22	1.28	105.83
B5/B13 RRH-BR04C	A	From Face	2.00	-15.0000	252.00	No Ice	1.88	1.01	70.30
			0.00			1/2" Ice	2.05	1.14	86.73
			2.00			1" Ice	2.22	1.28	105.83
B2B66A RRH PCS+AWS	B	From Face	2.00	15.0000	252.00	No Ice	1.88	1.25	53.00
			0.00			1/2" Ice	2.05	1.39	71.34
			2.00			1" Ice	2.22	1.54	92.47
B2B66A RRH PCS+AWS	C	From Face	2.00	35.0000	252.00	No Ice	1.88	1.25	53.00
			0.00			1/2" Ice	2.05	1.39	71.34
			2.00			1" Ice	2.22	1.54	92.47
B2B66A RRH PCS+AWS	A	From Face	2.00	-15.0000	252.00	No Ice	1.88	1.25	53.00
			0.00			1/2" Ice	2.05	1.39	71.34
			2.00			1" Ice	2.22	1.54	92.47
BSAMNT-SBS-2-2	B	From Face	2.00	15.0000	252.00	No Ice	1.27	0.97	67.40
			0.00			1/2" Ice	1.47	1.13	99.47
			2.00			1" Ice	1.67	1.30	135.43
BSAMNT-SBS-2-2	C	From Face	2.00	35.0000	252.00	No Ice	1.27	0.97	67.40
			0.00			1/2" Ice	1.47	1.13	99.47
			2.00			1" Ice	1.67	1.30	135.43
BSAMNT-SBS-2-2	A	From Face	2.00	-15.0000	252.00	No Ice	1.27	0.97	67.40
			0.00			1/2" Ice	1.47	1.13	99.47
			2.00			1" Ice	1.67	1.30	135.43
DB-T1-6Z-8AB-0Z	B	From Face	2.00	15.0000	252.00	No Ice	4.80	2.00	44.00
			0.00			1/2" Ice	5.07	2.19	80.13
			2.00			1" Ice	5.35	2.39	120.22
DB-T1-6Z-8AB-0Z	C	From Face	2.00	35.0000	252.00	No Ice	4.80	2.00	44.00
			0.00			1/2" Ice	5.07	2.19	80.13
			2.00			1" Ice	5.35	2.39	120.22
DB-T1-6Z-8AB-0Z	A	From Face	2.00	-15.0000	252.00	No Ice	4.80	2.00	44.00
			0.00			1/2" Ice	5.07	2.19	80.13
			2.00			1" Ice	5.35	2.39	120.22

tnxTower GPD 520 South Main Street Suite 2531 Akron, Ohio 44311 Phone: (555) 555-1234 FAX: (555) 555-1235	Job	Cheshire SW	Page	6 of 8
	Project	2019736.27	Date	20:03:22 05/13/19
	Client	Verizon Wireless	Designed by	jstokes

Description	Face or Leg	Offset Type	Offsets:		Azimuth Adjustment	Placement	CAAA		Weight
			Horz	Vert			Front	Side	
			ft	ft	°	ft	ft ²	ft ²	lb
(2) CWMM	B	From Face	2.00		15.0000	252.00	No Ice 0.80	0.80	19.13
			0.00				1/2" Ice 1.05	1.00	23.79
			2.00				1" Ice 1.30	1.20	28.45
L2x2x1/4x5'	B	From Face	2.00		15.0000	252.00	No Ice 1.00	0.03	16.00
			0.00				1/2" Ice 1.35	0.06	26.01
			2.00				1" Ice 1.70	0.09	40.37
Platform	C	None			0.0000	239.50	No Ice 75.38	75.38	10500.00
							1/2" Ice 94.22	94.22	13000.00
							1" Ice 113.06	113.06	15500.00
10' x 2.5" Pipe	B	From Face	1.00		0.0000	225.60	No Ice 2.50	2.50	50.00
			-10.00				1/2" Ice 3.53	3.53	68.64
			0.00				1" Ice 4.58	4.58	93.79
10' x 2.5" Pipe	D	From Face	1.00		0.0000	225.60	No Ice 2.50	2.50	50.00
			-15.00				1/2" Ice 3.53	3.53	68.64
			0.00				1" Ice 4.58	4.58	93.79
(2) DB980H65E-M w/ 20' Mount Pipe	B	From Face	1.00		0.0000	225.60	No Ice 8.11	7.94	124.30
			15.00				1/2" Ice 10.01	10.34	199.77
			0.60				1" Ice 11.94	12.76	291.06
(2) DB980H65E-M w/ 20' Mount Pipe	C	From Face	1.00		0.0000	225.60	No Ice 8.11	7.94	124.30
			-15.00				1/2" Ice 10.01	10.34	199.77
			0.60				1" Ice 11.94	12.76	291.06
(2) DB980H65E-M w/ 10' Mount Pipe	D	From Face	1.00		0.0000	225.60	No Ice 5.24	5.07	66.40
			10.00				1/2" Ice 6.13	6.46	114.34
			0.60				1" Ice 7.04	7.88	172.79
14' Sector Frame	A	From Leg	0.50		60.0000	210.00	No Ice 18.21	0.00	492.00
			0.00				1/2" Ice 23.76	0.00	690.25
			0.00				1" Ice 29.31	0.00	888.50
14' Sector Frame	D	From Leg	0.50		15.0000	210.00	No Ice 18.21	0.00	492.00
			0.00				1/2" Ice 23.76	0.00	690.25
			0.00				1" Ice 29.31	0.00	888.50
(3) DB844H90E-XY w/Mount Pipe	A	From Leg	1.00		60.0000	210.00	No Ice 3.58	5.28	35.55
			0.00				1/2" Ice 4.20	6.31	79.42
			2.00				1" Ice 4.70	7.06	129.38
(3) DB844H90E-XY w/Mount Pipe	D	From Leg	1.00		15.0000	210.00	No Ice 3.58	5.28	35.55
			0.00				1/2" Ice 4.20	6.31	79.42
			2.00				1" Ice 4.70	7.06	129.38
14' Sector Frame	B	From Leg	0.50		0.0000	210.00	No Ice 18.21	0.00	492.00
			0.00				1/2" Ice 23.76	0.00	690.25
			0.00				1" Ice 29.31	0.00	888.50
14' Sector Frame	C	From Leg	0.50		-10.0000	210.00	No Ice 18.21	0.00	492.00
			0.00				1/2" Ice 23.76	0.00	690.25
			0.00				1" Ice 29.31	0.00	888.50
AIR21 B4A/B2P w/ mount pipe	B	From Leg	1.00		0.0000	210.00	No Ice 6.13	5.54	101.25
			0.00				1/2" Ice 6.52	6.20	156.43
			2.00				1" Ice 6.92	6.87	218.21
AIR21 B4A/B2P w/ mount pipe	C	From Leg	1.00		-10.0000	210.00	No Ice 6.13	5.54	101.25
			0.00				1/2" Ice 6.52	6.20	156.43
			2.00				1" Ice 6.92	6.87	218.21
KRC 118 048/1 B4A/B12P-B8P w/ Mount Pipe	B	From Leg	1.00		0.0000	210.00	No Ice 11.54	10.68	154.59
			0.00				1/2" Ice 12.16	12.09	246.84
			2.00				1" Ice 12.79	13.33	348.90
KRC 118 048/1 B4A/B12P-B8P w/ Mount Pipe	C	From Leg	1.00		-10.0000	210.00	No Ice 11.54	10.68	154.59
			0.00				1/2" Ice 12.16	12.09	246.84
			2.00				1" Ice 12.79	13.33	348.90
RRUS 11 B12	B	From Leg	1.00		0.0000	210.00	No Ice 2.83	1.18	50.70
			0.00				1/2" Ice 3.04	1.33	71.57
			2.00				1" Ice 3.26	1.48	95.49

tnxTower GPD 520 South Main Street Suite 2531 Akron, Ohio 44311 Phone: (555) 555-1234 FAX: (555) 555-1235	Job	Cheshire SW	Page	7 of 8
	Project	2019736.27	Date	20:03:22 05/13/19
	Client	Verizon Wireless	Designed by	jstokes

Description	Face or Leg	Offset Type	Offsets:		Azimuth Adjustment	Placement	C _A A		Weight	
			Horz	Lateral			Front	Side		
			ft	ft	°	ft	ft ²	ft ²	lb	
RRUS 11 B12	C	From Leg	1.00		-10.0000	210.00	No Ice	2.83	1.18	50.70
			0.00				1/2" Ice	3.04	1.33	71.57
			2.00				1" Ice	3.26	1.48	95.49
RRUS 11 B2	B	From Leg	1.00		0.0000	210.00	No Ice	2.83	1.18	50.70
			0.00				1/2" Ice	3.04	1.33	71.57
			2.00				1" Ice	3.26	1.48	95.49
RRUS 11 B2	C	From Leg	1.00		-10.0000	210.00	No Ice	2.83	1.18	50.70
			0.00				1/2" Ice	3.04	1.33	71.57
			2.00				1" Ice	3.26	1.48	95.49
26"x 26" Flat Panel	C	From Leg	1.00		0.0000	210.00	No Ice	5.60	0.52	15.00
			0.00				1/2" Ice	5.92	0.67	38.43
			-3.00				1" Ice	6.24	0.83	65.30
14' Sector Frame	C	From Leg	0.50		-15.0000	198.00	No Ice	18.21	0.00	492.00
			0.00				1/2" Ice	23.76	0.00	690.25
			0.00				1" Ice	29.31	0.00	888.50
(3) DB844H90E-XY w/Mount Pipe	C	From Leg	1.00		-15.0000	198.00	No Ice	3.58	5.28	35.55
			0.00				1/2" Ice	4.20	6.31	79.42
			2.00				1" Ice	4.70	7.06	129.38
5' Standoff	A	From Leg	1.75		-45.0000	190.00	No Ice	2.72	12.93	145.70
			-1.75				1/2" Ice	4.11	17.82	223.26
			0.00				1" Ice	5.50	22.71	300.83
PG1-NOF-0091	A	From Leg	3.50		-45.0000	190.00	No Ice	1.40	1.40	7.50
			-3.50				1/2" Ice	2.23	2.23	18.71
			6.00				1" Ice	3.07	3.07	35.15
5' Standoff	B	From Leg	1.75		45.0000	190.00	No Ice	2.72	12.93	145.70
			1.75				1/2" Ice	4.11	17.82	223.26
			0.00				1" Ice	5.50	22.71	300.83
PG1-NOF-0091	B	From Leg	3.50		45.0000	190.00	No Ice	1.40	1.40	7.50
			3.50				1/2" Ice	2.23	2.23	18.71
			6.00				1" Ice	3.07	3.07	35.15
5' Standoff	B	From Leg	1.75		45.0000	171.00	No Ice	2.72	12.93	145.70
			1.75				1/2" Ice	4.11	17.82	223.26
			0.00				1" Ice	5.50	22.71	300.83
PG1-DOF-0093	B	From Leg	3.50		45.0000	171.00	No Ice	1.40	1.40	7.50
			3.50				1/2" Ice	2.23	2.23	18.71
			0.00				1" Ice	3.07	3.07	35.15
Catwalk	B	From Face	0.00		0.0000	139.50	No Ice	75.38	4.08	1250.00
			0.00				1/2" Ice	94.22	5.09	1600.00
			0.00				1" Ice	113.06	6.11	1950.00
WL14-69/S	B	From Leg	1.00		-28.0000	85.00	No Ice	2.88	2.88	5.00
			0.00				1/2" Ice	3.74	3.74	6.50
			-4.00				1" Ice	4.61	4.61	8.45
WL14-69/S	B	From Leg	1.00		-28.0000	85.00	No Ice	2.88	2.88	5.00
			0.00				1/2" Ice	3.74	3.74	6.50
			0.00				1" Ice	4.61	4.61	8.45
WL14-69/S	C	From Leg	1.00		-39.0000	85.00	No Ice	2.88	2.88	5.00
			0.00				1/2" Ice	3.74	3.74	6.50
			-2.00				1" Ice	4.61	4.61	8.45
WL14-69/S	D	From Leg	1.00		-32.0000	85.00	No Ice	2.88	2.88	5.00
			0.00				1/2" Ice	3.74	3.74	6.50
			-1.00				1" Ice	4.61	4.61	8.45
WL7-13	D	From Leg	1.00		-32.0000	85.00	No Ice	2.88	2.88	25.00
			0.00				1/2" Ice	3.73	3.73	32.50
			3.00				1" Ice	4.59	4.59	40.00
2.5' Box Mount	B	From Leg	1.50		0.0000	37.00	No Ice	1.36	1.36	20.00
			0.00				1/2" Ice	2.45	2.45	40.00
			0.00				1" Ice	3.50	3.50	64.00

tnxTower GPD 520 South Main Street Suite 2531 Akron, Ohio 44311 Phone: (555) 555-1234 FAX: (555) 555-1235	Job Cheshire SW	Page 8 of 8
	Project 2019736.27	Date 20:03:22 05/13/19
	Client Verizon Wireless	Designed by jstokes

Description	Face or Leg	Offset Type	Offsets:		Azimuth Adjustment °	Placement ft	C _A A _A Front ft ²	C _A A _A Side ft ²	Weight lb
			Horz Lateral ft	Vert ft					
Camera	B	From Leg	1.50	0.0000	37.00	No Ice	0.11	0.05	2.00
			0.00			1/2" Ice	0.16	0.08	3.30
			0.00			1" Ice	0.21	0.12	5.42
3' Side Arm	D	From Face	1.50	0.0000	36.50	No Ice	0.93	0.93	44.94
			0.00			1/2" Ice	1.13	1.13	54.87
			0.00			1" Ice	1.37	1.37	67.25
GPS	D	From Face	3.00	0.0000	36.50	No Ice	0.13	0.13	0.87
			0.00			1/2" Ice	0.21	0.21	3.85
			0.00			1" Ice	0.28	0.28	7.85
Platform	B	From Face	0.00	0.0000	21.00	No Ice	5.61	2.70	100.00
			10.00			1/2" Ice	7.01	3.38	125.00
			0.00			1" Ice	8.42	4.05	150.00
(2) Junction Box (40"x14"x9")	B	From Face	0.00	0.0000	21.00	No Ice	3.88	2.50	50.00
			10.00			1/2" Ice	3.88	2.50	50.00
			0.00			1" Ice	3.88	2.50	50.00
RRU (28" x 15.5" x 10")	B	From Face	0.00	0.0000	21.00	No Ice	3.62	2.36	65.00
			10.00			1/2" Ice	3.86	2.57	94.93
			0.00			1" Ice	4.11	2.78	128.52



Company : GPD
 Designer : J. Stokes
 Job Number : 2019736.27
 Model Name : CHESHIRE SW

May 13, 2019
 7:58 PM
 Checked By: _____

Hot Rolled Steel Properties

	Label	E [ksi]	G [ksi]	Nu	Therm (1E5 F)	Density[k/...	Yield[ksi]	Ry	Fu[ksi]	Rt
1	A36	29000	11200	.295	.65	.49	36	1.5	58	1.2

General Material Properties

	Label	E [ksi]	G [ksi]	Nu	Therm (1E5 F)	Density[k/ft^3]
1	A36 Gen	29000	11153.846	.3	.65	.49
2	A36_Gen_1	29000	11153.846	.3	.65	.49
3	A36_Gen_2	29000	11153.846	.3	.65	.49

Hot Rolled Steel Section Sets

	Label	Shape	Type	Design List	Material	Design R...	A [in2]	Iyy [in4]	Izz [in4]	J [in4]
1	TWR_LEG_T1	L6x6x1/2	Column	Single Angle	A36	Typical	5.75	19.908	19.908	.479
2	TWR_LEG_OUTER...	2L2 1/2x2 1/2x1/4x3/8	Column	Single Angle	A36	Typical	2.38	3.347	1.41	.049
3	TWR_TOP_GIRT_T1	2L3x4x5/16x3/8	Beam	Wide Flange	A36	Typical	4.18	15.508	3.29	.136
4	TWR_DIAG_T1	2L3x4x5/16x3/8	Column	None	A36	Typical	4.18	15.508	3.29	.136
5	TWR_DIAG_OUTE...	2L3 1/2x4x5/16x3/8	Column	None	A36	Typical	4.49	15.551	5.1	.146
6	TWR_RED_HORZ ...	L2 1/2x2 1/2x3/16	Beam	None	A36	Typical	.902	.547	.547	.01
7	TWR_RED_HORZ ...	2L2 1/2x2 1/2x3/16x3/8	Beam	None	A36	Typical	1.8	2.499	1.09	.021
8	TWR_HORZ_OUT...	W12X26	Beam	None	A36	Typical	7.65	17.3	204	.3
9	TWR_RED_HORZ ...	2L2 1/2x2 1/2x3/16x3/8	Beam	None	A36	Typical	1.8	2.499	1.09	.021
10	TWR_RED_HORZ ...	L2 1/2x2 1/2x3/16	Beam	None	A36	Typical	.902	.547	.547	.01
11	TWR_RED_DIAG ...	L2 1/2x2 1/2x3/16	Column	Single Angle	A36	Typical	.902	.547	.547	.01
12	TWR_LEG_T2	W6X20	Column	Wide Flange	A36	Typical	5.87	13.3	41.4	.24
13	TWR_DIAG_T2	2L3x2 1/2x3/8x3/8	Column	None	A36	Typical	3.84	5.153	3.31	.18
14	TWR_RED_HORZ ...	L3x3x3/16	Beam	None	A36	Typical	1.09	.96	.96	.014
15	TWR_RED_HORZ ...	2L2 1/2x2 1/2x3/16x3/8	Beam	None	A36	Typical	1.8	2.499	1.09	.021
16	TWR_RED_DIAG ...	L3x3x3/16	Column	None	A36	Typical	1.09	.96	.96	.014
17	TWR_RED_HORZ ...	2L2 1/2x2 1/2x3/16x3/8	Beam	None	A36	Typical	1.8	2.499	1.09	.021
18	TWR_RED_DIAG ...	2L2 1/2x2 1/2x3/16x3/8	Column	None	A36	Typical	1.8	2.499	1.09	.021
19	TWR_RED_DIAG ...	2L2 1/2x2 1/2x3/16x3/8	Column	None	A36	Typical	1.8	2.499	1.09	.021
20	TWR_RED_HIP_T2	2L2 1/2x2 1/2x3/16x3/8	Column	None	A36	Typical	1.8	2.499	1.09	.021
21	TWR_RED_HIP_2 ...	2L2 1/2x2 1/2x3/16x3/8	Column	None	A36	Typical	1.8	2.499	1.09	.021
22	TWR_RED_HIPDIA...	2L2 1/2x2 1/2x3/16x3/8	Column	None	A36	Typical	1.8	2.499	1.09	.021
23	TWR_RED_HIPDIA...	2L2 1/2x2 1/2x3/16x3/8	Column	None	A36	Typical	1.8	2.499	1.09	.021
24	TWR_INNER_SUP...	W10X30	Beam	Wide Flange	A36	Typical	8.84	16.7	170	.622
25	TWR_INNER_SQ ...	W8X13	Beam	Wide Flange	A36	Typical	3.84	2.73	39.6	.087
26	TWR_INNER_COR...	W8X13	Beam	Wide Flange	A36	Typical	3.84	2.73	39.6	.087
27	TWR_LEG_T3	W6X20	Column	Wide Flange	A36	Typical	5.87	13.3	41.4	.24
28	TWR_HORZ_T3	2L3x2 1/2x1/4x3/8	Beam	None	A36	Typical	2.63	3.373	2.35	.055
29	TWR_DIAG_T3	2L3x2 1/2x3/8x3/8	Column	None	A36	Typical	3.84	5.153	3.31	.18
30	TWR_RED_HORZ ...	L3x3x3/16	Beam	None	A36	Typical	1.09	.96	.96	.014
31	TWR_RED_HORZ ...	2L2 1/2x2 1/2x3/16x3/8	Beam	None	A36	Typical	1.8	2.499	1.09	.021
32	TWR_RED_DIAG ...	L3x3x3/16	Column	None	A36	Typical	1.09	.96	.96	.014
33	TWR_RED_HORZ ...	2L2 1/2x2 1/2x3/16x3/8	Beam	None	A36	Typical	1.8	2.499	1.09	.021
34	TWR_RED_DIAG ...	2L2 1/2x2 1/2x3/16x3/8	Column	None	A36	Typical	1.8	2.499	1.09	.021
35	TWR_RED_DIAG ...	2L2 1/2x2 1/2x3/16x3/8	Column	None	A36	Typical	1.8	2.499	1.09	.021
36	TWR_RED_HIP_T3	2L2 1/2x2 1/2x3/16x3/8	Column	None	A36	Typical	1.8	2.499	1.09	.021
37	TWR_RED_HIP_2 ...	2L2 1/2x2 1/2x3/16x3/8	Column	None	A36	Typical	1.8	2.499	1.09	.021
38	TWR_RED_HIPDIA...	2L2 1/2x2 1/2x3/16x3/8	Column	None	A36	Typical	1.8	2.499	1.09	.021
39	TWR_RED_HIPDIA...	2L2 1/2x2 1/2x3/16x3/8	Column	None	A36	Typical	1.8	2.499	1.09	.021
40	TWR_INNER_SUP...	2L3x2 1/2x1/4x3/8	Beam	None	A36	Typical	2.63	3.373	2.35	.055
41	TWR_INNER_SQ ...	2L2 1/2x2 1/2x3/16x3/8	Beam	None	A36	Typical	1.8	2.499	1.09	.021
42	TWR_INNER_COR...	2L2 1/2x2 1/2x3/16x3/8	Beam	None	A36	Typical	1.8	2.499	1.09	.021
43	TWR_INNER_TRI ...	2L2 1/2x2 1/2x3/16x3/8	Beam	None	A36	Typical	1.8	2.499	1.09	.021



Company : GPD
 Designer : J. Stokes
 Job Number : 2019736.27
 Model Name : CHESHIRE SW

May 13, 2019
 7:58 PM
 Checked By: _____

Hot Rolled Steel Section Sets (Continued)

	Label	Shape	Type	Design List	Material	Design R...	A [in2]	Iyy [in4]	Izz [in4]	J [in4]
44	TWR INNER BRA...	2L2 1/2x2 1/2x3/16x3/8	Beam	None	A36	Typical	1.8	2.499	1.09	.021
45	TWR INNER LAD...	2L3x2 1/2x1/4x3/8	Beam	None	A36	Typical	2.63	3.373	2.35	.055
46	TWR LEG T4	W6X25	Column	Wide Flange	A36	Typical	7.34	17.1	53.4	.461
47	TWR HORZ T4	2L3x2 1/2x1/4x3/8	Beam	None	A36	Typical	2.63	3.373	2.35	.055
48	TWR DIAG T4	2L3x2-1/2x1/2x3/8	Column	None	A36	Typical	5	6.999	4.167	.417
49	TWR RED HORZ ...	L3x3x3/16	Beam	None	A36	Typical	1.09	.96	.96	.014
50	TWR RED HORZ ...	2L2 1/2x2 1/2x3/16x3/8	Beam	None	A36	Typical	1.8	2.499	1.09	.021
51	TWR RED DIAG ...	L3x3x3/16	Column	None	A36	Typical	1.09	.96	.96	.014
52	TWR RED HORZ ...	2L2 1/2x2 1/2x3/16x3/8	Beam	None	A36	Typical	1.8	2.499	1.09	.021
53	TWR RED DIAG ...	2L2 1/2x2 1/2x3/16x3/8	Column	None	A36	Typical	1.8	2.499	1.09	.021
54	TWR RED DIAG ...	2L2 1/2x2 1/2x3/16x3/8	Column	None	A36	Typical	1.8	2.499	1.09	.021
55	TWR RED HIP T4	2L2 1/2x2 1/2x3/16x3/8	Column	None	A36	Typical	1.8	2.499	1.09	.021
56	TWR RED HIP 2 ...	2L2 1/2x2 1/2x3/16x3/8	Column	None	A36	Typical	1.8	2.499	1.09	.021
57	TWR RED HIPDIA...	2L2 1/2x2 1/2x3/16x3/8	Column	None	A36	Typical	1.8	2.499	1.09	.021
58	TWR RED HIPDIA...	2L2 1/2x2 1/2x3/16x3/8	Column	None	A36	Typical	1.8	2.499	1.09	.021
59	TWR INNER SUP...	2L3x2 1/2x1/4x3/8	Beam	None	A36	Typical	2.63	3.373	2.35	.055
60	TWR INNER SQ ...	2L2 1/2x2 1/2x3/16x3/8	Beam	None	A36	Typical	1.8	2.499	1.09	.021
61	TWR INNER COR...	2L2 1/2x2 1/2x3/16x3/8	Beam	None	A36	Typical	1.8	2.499	1.09	.021
62	TWR INNER TRI ...	2L2 1/2x2 1/2x3/16x3/8	Beam	None	A36	Typical	1.8	2.499	1.09	.021
63	TWR INNER BRA...	2L2 1/2x2 1/2x3/16x3/8	Beam	None	A36	Typical	1.8	2.499	1.09	.021
64	TWR INNER LAD...	2L3x2 1/2x1/4x3/8	Beam	None	A36	Typical	2.63	3.373	2.35	.055
65	TWR LEG T5	W8X31	Column	Wide Flange	A36	Typical	9.13	37.1	110	.536
66	TWR HORZ T5	2L3x2 1/2x1/4x3/8	Beam	None	A36	Typical	2.63	3.373	2.35	.055
67	TWR DIAG T5	2L3x2-1/2x1/2x3/8	Column	None	A36	Typical	5	6.999	4.167	.417
68	TWR RED HORZ ...	L3x3x3/16	Beam	None	A36	Typical	1.09	.96	.96	.014
69	TWR RED HORZ ...	2L2 1/2x2 1/2x3/16x3/8	Beam	None	A36	Typical	1.8	2.499	1.09	.021
70	TWR RED DIAG ...	L3x3x3/16	Column	None	A36	Typical	1.09	.96	.96	.014
71	TWR RED HORZ ...	2L2 1/2x2 1/2x3/16x3/8	Beam	None	A36	Typical	1.8	2.499	1.09	.021
72	TWR RED DIAG ...	2L2 1/2x2 1/2x3/16x3/8	Column	None	A36	Typical	1.8	2.499	1.09	.021
73	TWR RED DIAG ...	2L2 1/2x2 1/2x3/16x3/8	Column	None	A36	Typical	1.8	2.499	1.09	.021
74	TWR RED HIP T5	2L2 1/2x2 1/2x3/16x3/8	Column	None	A36	Typical	1.8	2.499	1.09	.021
75	TWR RED HIP 2 ...	2L2 1/2x2 1/2x3/16x3/8	Column	None	A36	Typical	1.8	2.499	1.09	.021
76	TWR RED HIPDIA...	2L2 1/2x2 1/2x3/16x3/8	Column	None	A36	Typical	1.8	2.499	1.09	.021
77	TWR RED HIPDIA...	2L2 1/2x2 1/2x3/16x3/8	Column	None	A36	Typical	1.8	2.499	1.09	.021
78	TWR INNER SUP...	2L3x2 1/2x1/4x3/8	Beam	None	A36	Typical	2.63	3.373	2.35	.055
79	TWR INNER SQ ...	2L2 1/2x2 1/2x3/16x3/8	Beam	None	A36	Typical	1.8	2.499	1.09	.021
80	TWR INNER COR...	2L2 1/2x2 1/2x3/16x3/8	Beam	None	A36	Typical	1.8	2.499	1.09	.021
81	TWR INNER TRI ...	2L2 1/2x2 1/2x3/16x3/8	Beam	None	A36	Typical	1.8	2.499	1.09	.021
82	TWR INNER BRA...	2L2 1/2x2 1/2x3/16x3/8	Beam	None	A36	Typical	1.8	2.499	1.09	.021
83	TWR INNER LAD...	2L3x2 1/2x1/4x3/8	Beam	None	A36	Typical	2.63	3.373	2.35	.055
84	TWR LEG T6	W8X40	Column	Wide Flange	A36	Typical	11.7	49.1	146	1.12
85	TWR HORZ T6	2L3x2 1/2x5/16x3/8	Beam	None	A36	Typical	3.242	4.255	2.845	.106
86	TWR DIAG T6	2L4x3x3/8x3/8	Column	None	A36	Typical	4.97	8.508	7.93	.233
87	TWR RED HORZ ...	L3x3x3/16	Beam	None	A36	Typical	1.09	.96	.96	.014
88	TWR RED HORZ ...	2L2 1/2x2 1/2x3/16x3/8	Beam	None	A36	Typical	1.8	2.499	1.09	.021
89	TWR RED DIAG ...	L3x3x3/16	Column	None	A36	Typical	1.09	.96	.96	.014
90	TWR RED HORZ ...	2L2 1/2x2 1/2x3/16x3/8	Beam	None	A36	Typical	1.8	2.499	1.09	.021
91	TWR RED DIAG ...	2L2 1/2x2 1/2x3/16x3/8	Column	None	A36	Typical	1.8	2.499	1.09	.021
92	TWR RED DIAG ...	2L2 1/2x2 1/2x3/16x3/8	Column	None	A36	Typical	1.8	2.499	1.09	.021
93	TWR RED HIP T6	2L2 1/2x2 1/2x3/16x3/8	Column	None	A36	Typical	1.8	2.499	1.09	.021
94	TWR RED HIP 2 ...	2L2 1/2x2 1/2x3/16x3/8	Column	None	A36	Typical	1.8	2.499	1.09	.021
95	TWR RED HIPDIA...	2L2 1/2x2 1/2x3/16x3/8	Column	None	A36	Typical	1.8	2.499	1.09	.021
96	TWR RED HIPDIA...	2L2 1/2x2 1/2x3/16x3/8	Column	None	A36	Typical	1.8	2.499	1.09	.021
97	TWR INNER SUP...	2L3x2 1/2x1/4x3/8	Beam	None	A36	Typical	2.63	3.373	2.35	.055
98	TWR INNER SQ ...	2L2 1/2x2 1/2x3/16x3/8	Beam	None	A36	Typical	1.8	2.499	1.09	.021
99	TWR INNER COR...	2L2 1/2x2 1/2x3/16x3/8	Beam	None	A36	Typical	1.8	2.499	1.09	.021
100	TWR INNER TRI ...	2L2 1/2x2 1/2x3/16x3/8	Beam	None	A36	Typical	1.8	2.499	1.09	.021

Hot Rolled Steel Section Sets (Continued)

	Label	Shape	Type	Design List	Material	Design R...	A [in2]	Iyy [in4]	Izz [in4]	J [in4]
101	TWR INNER BRA...	2L2 1/2x2 1/2x3/16x3/8	Beam	None	A36	Typical	1.8	2.499	1.09	.021
102	TWR INNER LAD...	2L3x2 1/2x1/4x3/8	Beam	None	A36	Typical	2.63	3.373	2.35	.055
103	TWR LEG T7	W10X54	Column	Wide Flange	A36	Typical	15.8	103	303	1.82
104	TWR HORZ T7	2L3x2 1/2x3/8x3/8	Beam	None	A36	Typical	3.84	5.153	3.31	.18
105	TWR DIAG T7	2L4x3x3/8x3/8	Column	None	A36	Typical	4.97	8.508	7.93	.233
106	TWR RED HORZ ...	L3x3x3/16	Beam	None	A36	Typical	1.09	.96	.96	.014
107	TWR RED HORZ ...	2L2 1/2x2 1/2x3/16x3/8	Beam	None	A36	Typical	1.8	2.499	1.09	.021
108	TWR RED DIAG ...	L3x3x3/16	Column	None	A36	Typical	1.09	.96	.96	.014
109	TWR RED HORZ ...	2L2 1/2x2 1/2x3/16x3/8	Beam	None	A36	Typical	1.8	2.499	1.09	.021
110	TWR RED DIAG ...	2L2 1/2x2 1/2x3/16x3/8	Column	None	A36	Typical	1.8	2.499	1.09	.021
111	TWR RED DIAG ...	2L2 1/2x2 1/2x3/16x3/8	Column	None	A36	Typical	1.8	2.499	1.09	.021
112	TWR RED HIP T7	2L2 1/2x2 1/2x3/16x3/8	Column	None	A36	Typical	1.8	2.499	1.09	.021
113	TWR RED HIP 2 ...	2L2 1/2x2 1/2x3/16x3/8	Column	None	A36	Typical	1.8	2.499	1.09	.021
114	TWR RED HIPDIA...	2L2 1/2x2 1/2x3/16x3/8	Column	None	A36	Typical	1.8	2.499	1.09	.021
115	TWR RED HIPDIA...	2L2 1/2x2 1/2x3/16x3/8	Column	None	A36	Typical	1.8	2.499	1.09	.021
116	TWR INNER SUP...	2L3x2 1/2x1/4x3/8	Beam	None	A36	Typical	2.63	3.373	2.35	.055
117	TWR INNER SQ ...	2L2 1/2x2 1/2x3/16x3/8	Beam	None	A36	Typical	1.8	2.499	1.09	.021
118	TWR INNER COR...	2L2 1/2x2 1/2x3/16x3/8	Beam	None	A36	Typical	1.8	2.499	1.09	.021
119	TWR INNER TRI ...	2L2 1/2x2 1/2x3/16x3/8	Beam	None	A36	Typical	1.8	2.499	1.09	.021
120	TWR INNER BRA...	2L2 1/2x2 1/2x3/16x3/8	Beam	None	A36	Typical	1.8	2.499	1.09	.021
121	TWR INNER LAD...	2L3x2 1/2x1/4x3/8	Beam	None	A36	Typical	2.63	3.373	2.35	.055
122	TWR LEG T8	W10X60	Column	Wide Flange	A36	Typical	17.7	116	341	2.48
123	TWR HORZ T8	2L3x2 1/2x3/8x3/8	Beam	None	A36	Typical	3.84	5.153	3.31	.18
124	TWR DIAG T8	2L4x3x1/2x3/8	Column	None	A36	Typical	6.5	11.536	10.1	.542
125	TWR RED HORZ ...	L3x3x3/16	Beam	None	A36	Typical	1.09	.96	.96	.014
126	TWR RED HORZ ...	2L2 1/2x2 1/2x3/16x3/8	Beam	None	A36	Typical	1.8	2.499	1.09	.021
127	TWR RED DIAG ...	L3x3x3/16	Column	None	A36	Typical	1.09	.96	.96	.014
128	TWR RED HORZ ...	2L2 1/2x2 1/2x3/16x3/8	Beam	None	A36	Typical	1.8	2.499	1.09	.021
129	TWR RED DIAG ...	2L2 1/2x2 1/2x3/16x3/8	Column	None	A36	Typical	1.8	2.499	1.09	.021
130	TWR RED DIAG ...	2L2 1/2x2 1/2x3/16x3/8	Column	None	A36	Typical	1.8	2.499	1.09	.021
131	TWR RED HIP T8	2L2 1/2x2 1/2x3/16x3/8	Column	None	A36	Typical	1.8	2.499	1.09	.021
132	TWR RED HIP 2 ...	2L2 1/2x2 1/2x3/16x3/8	Column	None	A36	Typical	1.8	2.499	1.09	.021
133	TWR RED HIPDIA...	2L2 1/2x2 1/2x3/16x3/8	Column	None	A36	Typical	1.8	2.499	1.09	.021
134	TWR RED HIPDIA...	2L2 1/2x2 1/2x3/16x3/8	Column	None	A36	Typical	1.8	2.499	1.09	.021
135	TWR INNER SUP...	2L3x2 1/2x1/4x3/8	Beam	None	A36	Typical	2.63	3.373	2.35	.055
136	TWR INNER SQ ...	2L2 1/2x2 1/2x3/16x3/8	Beam	None	A36	Typical	1.8	2.499	1.09	.021
137	TWR INNER COR...	2L2 1/2x2 1/2x3/16x3/8	Beam	None	A36	Typical	1.8	2.499	1.09	.021
138	TWR INNER TRI ...	2L2 1/2x2 1/2x3/16x3/8	Beam	None	A36	Typical	1.8	2.499	1.09	.021
139	TWR INNER BRA...	2L2 1/2x2 1/2x3/16x3/8	Beam	None	A36	Typical	1.8	2.499	1.09	.021
140	TWR INNER LAD...	2L3x2 1/2x1/4x3/8	Beam	None	A36	Typical	2.63	3.373	2.35	.055
141	TWR LEG T9	W10X68	Column	Wide Flange	A36	Typical	19.9	134	394	3.56
142	TWR HORZ T9	2L3x2 1/2x3/8x3/8	Beam	None	A36	Typical	3.84	5.153	3.31	.18
143	TWR DIAG T9	2L4x3x1/2x3/8	Column	None	A36	Typical	6.5	11.536	10.1	.542
144	TWR RED HORZ ...	L3x3x3/16	Beam	None	A36	Typical	1.09	.96	.96	.014
145	TWR RED HORZ ...	2L2 1/2x2 1/2x3/16x3/8	Beam	None	A36	Typical	1.8	2.499	1.09	.021
146	TWR RED DIAG ...	L3x3x3/16	Column	None	A36	Typical	1.09	.96	.96	.014
147	TWR RED HORZ ...	2L2 1/2x2 1/2x3/16x3/8	Beam	None	A36	Typical	1.8	2.499	1.09	.021
148	TWR RED DIAG ...	2L2 1/2x2 1/2x3/16x3/8	Column	None	A36	Typical	1.8	2.499	1.09	.021
149	TWR RED DIAG ...	2L2 1/2x2 1/2x3/16x3/8	Column	None	A36	Typical	1.8	2.499	1.09	.021
150	TWR RED HIP T9	2L2 1/2x2 1/2x3/16x3/8	Column	None	A36	Typical	1.8	2.499	1.09	.021
151	TWR RED HIP 2 ...	2L2 1/2x2 1/2x3/16x3/8	Column	None	A36	Typical	1.8	2.499	1.09	.021
152	TWR RED HIPDIA...	2L2 1/2x2 1/2x3/16x3/8	Column	None	A36	Typical	1.8	2.499	1.09	.021
153	TWR REDHIPDIA ...	2L2 1/2x2 1/2x3/16x3/8	Column	None	A36	Typical	1.8	2.499	1.09	.021
154	TWR INNER SUP...	2L3x2 1/2x1/4x3/8	Beam	None	A36	Typical	2.63	3.373	2.35	.055
155	TWR INNER SQ ...	2L2 1/2x2 1/2x3/16x3/8	Beam	None	A36	Typical	1.8	2.499	1.09	.021
156	TWR INNER COR...	2L2 1/2x2 1/2x3/16x3/8	Beam	None	A36	Typical	1.8	2.499	1.09	.021
157	TWR INNER TRI ...	2L2 1/2x2 1/2x3/16x3/8	Beam	None	A36	Typical	1.8	2.499	1.09	.021

Hot Rolled Steel Section Sets (Continued)

	Label	Shape	Type	Design List	Material	Design R...	A [in ²]	I _{yy} [in ⁴]	I _{zz} [in ⁴]	J [in ⁴]
158	TWR INNER BRA...	2L2 1/2x2 1/2x3/16x3/8	Beam	None	A36	Typical	1.8	2.499	1.09	.021
159	TWR INNER LAD...	2L3x2 1/2x1/4x3/8	Beam	None	A36	Typical	2.63	3.373	2.35	.055
160	TWR LEG T10	W12X79	Column	Wide Flange	A36	Typical	23.2	216	662	3.84
161	TWR HORZ T10	2L4x3x1/2x3/8	Beam	None	A36	Typical	6.5	11.536	10.1	.542
162	TWR DIAG T10	2L4x4x1/2x3/8	Column	None	A36	Typical	7.5	25.217	11.1	.625
163	TWR RED HORZ ...	L3x3x3/16	Beam	None	A36	Typical	1.09	.96	.96	.014
164	TWR RED HORZ ...	2L2 1/2x2 1/2x3/16x3/8	Beam	None	A36	Typical	1.8	2.499	1.09	.021
165	TWR RED DIAG ...	L3x3x3/16	Column	None	A36	Typical	1.09	.96	.96	.014
166	TWR RED HORZ ...	2L2 1/2x2 1/2x1/4x3/8	Beam	None	A36	Typical	2.38	3.347	1.41	.049
167	TWR RED DIAG ...	2L2 1/2x2 1/2x1/4x3/8	Column	None	A36	Typical	2.38	3.347	1.41	.049
168	TWR RED HORZ ...	2L3x3x1/4x3/8	Beam	None	A36	Typical	2.88	5.535	2.49	.06
169	TWR RED DIAG ...	2L2 1/2x2 1/2x1/4x3/8	Column	None	A36	Typical	2.38	3.347	1.41	.049
170	TWR RED DIAG ...	2L2 1/2x2 1/2x1/4x3/8	Column	None	A36	Typical	2.38	3.347	1.41	.049
171	TWR RED DIAG ...	L2.5x2.5x8	Column	None	A36	Typical	2.26	1.22	1.22	.188
172	TWR RED HORZ ...	L2.5x2.5x3	Column	None	A36	Typical	.901	.535	.535	.011
173	TWR RED HIP 1 ...	LL4x4x8x3	Column	None	A36	Typical	7.5	25.1	11	.644
174	TWR RED HIP 3 ...	LL3x3x3x3	Column	None	A36	Typical	2.18	4.09	1.9	.027
175	TWR RED HIPDIA...	LL3x3x3x3	Column	None	A36	Typical	2.18	4.09	1.9	.027
176	TWR RED HIPDIA...	LL3x3x3x3	Column	None	A36	Typical	2.18	4.09	1.9	.027
177	TWR INNER GIRT...	C4x7.2	Column	None	A36	Typical	2.13	.425	4.58	.082

General Section Sets

	Label	Shape	Type	Material	A [in ²]	I _{yy} [in ⁴]	I _{zz} [in ⁴]	J [in ⁴]
1	TWR INNER SUPP ...	2C12x20.7x0.375_GMA	Beam	A36 Gen	12.18	17.311	258	.74
2	TWR HORZ T2	2C10x20x0.375_GMA	Beam	A36 Gen	11.76	13.025	157.8	.74
3	TWR INNER SUPP ...	2C12x20.7x0.375_GMA	Beam	A36 Gen	12.18	17.311	258	.74
4	TWR INNER SUPP ...	2C4x7.25x0.375_GMA	Beam	A36 Gen	4.26	2.647	9.18	.16
5	TWR INNER SQ T10	2C4x7.25x0.375_GMA	Beam	A36 Gen	4.26	2.647	9.18	.16
6	TWR INNER CORN...	2C4x7.25x0.375_GMA	Beam	A36 Gen	4.26	2.647	9.18	.16
7	TWR INNER LADDE...	2C4x7.25x0.375_GMA	Beam	A36 Gen	4.26	2.647	9.18	.16
8	TWR INNER TRI T10	2C4x7.25x0.375_GMA	Beam	A36 Gen	4.26	2.647	9.18	.16
9	TWR INNER BRACE...	2C4x7.25x0.375_GMA	Beam	A36 Gen	4.26	2.647	9.18	.16

Member Primary Data

	Label	I Joint	J Joint	K Joint	Rotate(d...	Section/Shape	Type	Design List	Material	Design Ru...
1	M1274	N68	N843			TWR DIAG OUTER...	Column	None	A36	Typical
2	M1275	N843	N72			TWR DIAG OUTER...	Column	None	A36	Typical
3	M1276	N61	N841			TWR DIAG OUTER...	Column	None	A36	Typical
4	M1277	N841	N57			TWR DIAG OUTER...	Column	None	A36	Typical
5	M1278	N50	N840			TWR DIAG OUTER...	Column	None	A36	Typical
6	M1279	N840	N46			TWR DIAG OUTER...	Column	None	A36	Typical
7	M1280	N39	N842			TWR DIAG OUTER...	Column	None	A36	Typical
8	M1281	N842	N76			TWR DIAG OUTER...	Column	None	A36	Typical
9	M1282	N76	N844			TWR DIAG OUTER...	Column	None	A36	Typical
10	M1283	N844	N72			TWR DIAG OUTER...	Column	None	A36	Typical
11	M1284	N68	N845			TWR DIAG OUTER...	Column	None	A36	Typical
12	M1285	N845	N61			TWR DIAG OUTER...	Column	None	A36	Typical
13	M1286	N57	N846			TWR DIAG OUTER...	Column	None	A36	Typical
14	M1287	N846	N50			TWR DIAG OUTER...	Column	None	A36	Typical
15	M1288	N46	N847			TWR DIAG OUTER...	Column	None	A36	Typical
16	M1289	N847	N39			TWR DIAG OUTER...	Column	None	A36	Typical
17	M15	N13	N1			TWR DIAG T1	Column	None	A36	Typical
18	M18	N13	N3			TWR DIAG T1	Column	None	A36	Typical
19	M22	N18	N3			TWR DIAG T1	Column	None	A36	Typical

Member Primary Data (Continued)

	Label	I Joint	J Joint	K Joint	Rotate(d...	Section/Shape	Type	Design List	Material	Design Rul...
20	M25	N18	N5			TWR DIAG T1	Column	None	A36	Typical
21	M29	N22	N5			TWR DIAG T1	Column	None	A36	Typical
22	M32	N22	N7			TWR DIAG T1	Column	None	A36	Typical
23	M36	N26	N7			TWR DIAG T1	Column	None	A36	Typical
24	M39	N26	N1			TWR DIAG T1	Column	None	A36	Typical
25	M51	N29	N13			TWR DIAG T2	Column	None	A36	Typical
26	M59	N30	N13			TWR DIAG T2	Column	None	A36	Typical
27	M67	N30	N18			TWR DIAG T2	Column	None	A36	Typical
28	M75	N31	N18			TWR DIAG T2	Column	None	A36	Typical
29	M83	N31	N22			TWR DIAG T2	Column	None	A36	Typical
30	M91	N32	N22			TWR DIAG T2	Column	None	A36	Typical
31	M99	N32	N26			TWR DIAG T2	Column	None	A36	Typical
32	M107	N29	N26			TWR DIAG T2	Column	None	A36	Typical
33	M124	N77	N81			TWR DIAG T3	Column	None	A36	Typical
34	M132	N78	N81			TWR DIAG T3	Column	None	A36	Typical
35	M141	N78	N96			TWR DIAG T3	Column	None	A36	Typical
36	M149	N79	N96			TWR DIAG T3	Column	None	A36	Typical
37	M158	N79	N108			TWR DIAG T3	Column	None	A36	Typical
38	M166	N80	N108			TWR DIAG T3	Column	None	A36	Typical
39	M175	N80	N120			TWR DIAG T3	Column	None	A36	Typical
40	M183	N77	N120			TWR DIAG T3	Column	None	A36	Typical
41	M205	N129	N133			TWR DIAG T4	Column	None	A36	Typical
42	M213	N130	N133			TWR DIAG T4	Column	None	A36	Typical
43	M222	N130	N148			TWR DIAG T4	Column	None	A36	Typical
44	M230	N131	N148			TWR DIAG T4	Column	None	A36	Typical
45	M239	N131	N160			TWR DIAG T4	Column	None	A36	Typical
46	M247	N132	N160			TWR DIAG T4	Column	None	A36	Typical
47	M256	N132	N172			TWR DIAG T4	Column	None	A36	Typical
48	M264	N129	N172			TWR DIAG T4	Column	None	A36	Typical
49	M286	N181	N185			TWR DIAG T5	Column	None	A36	Typical
50	M294	N182	N185			TWR DIAG T5	Column	None	A36	Typical
51	M303	N182	N200			TWR DIAG T5	Column	None	A36	Typical
52	M311	N183	N200			TWR DIAG T5	Column	None	A36	Typical
53	M320	N183	N212			TWR DIAG T5	Column	None	A36	Typical
54	M328	N184	N212			TWR DIAG T5	Column	None	A36	Typical
55	M337	N184	N224			TWR DIAG T5	Column	None	A36	Typical
56	M345	N181	N224			TWR DIAG T5	Column	None	A36	Typical
57	M367	N233	N237			TWR DIAG T6	Column	None	A36	Typical
58	M375	N234	N237			TWR DIAG T6	Column	None	A36	Typical
59	M384	N234	N252			TWR DIAG T6	Column	None	A36	Typical
60	M392	N235	N252			TWR DIAG T6	Column	None	A36	Typical
61	M401	N235	N264			TWR DIAG T6	Column	None	A36	Typical
62	M409	N236	N264			TWR DIAG T6	Column	None	A36	Typical
63	M418	N236	N276			TWR DIAG T6	Column	None	A36	Typical
64	M426	N233	N276			TWR DIAG T6	Column	None	A36	Typical
65	M448	N285	N289			TWR DIAG T7	Column	None	A36	Typical
66	M456	N286	N289			TWR DIAG T7	Column	None	A36	Typical
67	M465	N286	N304			TWR DIAG T7	Column	None	A36	Typical
68	M473	N287	N304			TWR DIAG T7	Column	None	A36	Typical
69	M482	N287	N316			TWR DIAG T7	Column	None	A36	Typical
70	M490	N288	N316			TWR DIAG T7	Column	None	A36	Typical
71	M499	N288	N328			TWR DIAG T7	Column	None	A36	Typical
72	M507	N285	N328			TWR DIAG T7	Column	None	A36	Typical
73	M529	N337	N341			TWR DIAG T8	Column	None	A36	Typical
74	M537	N338	N341			TWR DIAG T8	Column	None	A36	Typical
75	M546	N338	N356			TWR DIAG T8	Column	None	A36	Typical
76	M554	N339	N356			TWR DIAG T8	Column	None	A36	Typical



Company : GPD
 Designer : J. Stokes
 Job Number : 2019736.27
 Model Name : CHESHIRE SW

May 13, 2019
 7:58 PM
 Checked By: _____

Member Primary Data (Continued)

	Label	I Joint	J Joint	K Joint	Rotate(d...	Section/Shape	Type	Design List	Material	Design Rul...
77	M563	N339	N368			TWR DIAG T8	Column	None	A36	Typical
78	M571	N340	N368			TWR DIAG T8	Column	None	A36	Typical
79	M580	N340	N380			TWR DIAG T8	Column	None	A36	Typical
80	M588	N337	N380			TWR DIAG T8	Column	None	A36	Typical
81	M610	N389	N393			TWR DIAG T9	Column	None	A36	Typical
82	M618	N390	N393			TWR DIAG T9	Column	None	A36	Typical
83	M627	N390	N408			TWR DIAG T9	Column	None	A36	Typical
84	M635	N391	N408			TWR DIAG T9	Column	None	A36	Typical
85	M644	N391	N420			TWR DIAG T9	Column	None	A36	Typical
86	M652	N392	N420			TWR DIAG T9	Column	None	A36	Typical
87	M661	N392	N432			TWR DIAG T9	Column	None	A36	Typical
88	M669	N389	N432			TWR DIAG T9	Column	None	A36	Typical
89	M691	N441	N445		353.974	TWR DIAG T10	Column	None	A36	Typical
90	M701	N442	N445		6.026	TWR DIAG T10	Column	None	A36	Typical
91	M712	N442	N464		353.974	TWR DIAG T10	Column	None	A36	Typical
92	M722	N443	N464		6.026	TWR DIAG T10	Column	None	A36	Typical
93	M733	N443	N479		353.974	TWR DIAG T10	Column	None	A36	Typical
94	M743	N444	N479		6.026	TWR DIAG T10	Column	None	A36	Typical
95	M754	N444	N494		353.974	TWR DIAG T10	Column	None	A36	Typical
96	M764	N441	N494		6.026	TWR DIAG T10	Column	None	A36	Typical
97	M1270	N842	N843			TWR_HORZ_OUTE...	Beam	None	A36	Typical
98	M1271	N843	N841			TWR_HORZ_OUTE...	Beam	None	A36	Typical
99	M1272	N841	N840			TWR_HORZ_OUTE...	Beam	None	A36	Typical
100	M1273	N840	N842			TWR_HORZ_OUTE...	Beam	None	A36	Typical
101	M14	N2	N4			TWR_HORZ T2	Beam	None	A36_Gen	Typical
102	M21	N4	N6			TWR_HORZ T2	Beam	None	A36_Gen	Typical
103	M28	N6	N8			TWR_HORZ T2	Beam	None	A36_Gen	Typical
104	M35	N8	N2			TWR_HORZ T2	Beam	None	A36_Gen	Typical
105	M123	N29	N30			TWR_HORZ T3	Beam	None	A36	Typical
106	M140	N30	N31			TWR_HORZ T3	Beam	None	A36	Typical
107	M157	N31	N32			TWR_HORZ T3	Beam	None	A36	Typical
108	M174	N32	N29			TWR_HORZ T3	Beam	None	A36	Typical
109	M204	N77	N78			TWR_HORZ T4	Beam	None	A36	Typical
110	M221	N78	N79			TWR_HORZ T4	Beam	None	A36	Typical
111	M238	N79	N80			TWR_HORZ T4	Beam	None	A36	Typical
112	M255	N80	N77			TWR_HORZ T4	Beam	None	A36	Typical
113	M285	N129	N130			TWR_HORZ T5	Beam	None	A36	Typical
114	M302	N130	N131			TWR_HORZ T5	Beam	None	A36	Typical
115	M319	N131	N132			TWR_HORZ T5	Beam	None	A36	Typical
116	M336	N132	N129			TWR_HORZ T5	Beam	None	A36	Typical
117	M366	N181	N182			TWR_HORZ T6	Beam	None	A36	Typical
118	M383	N182	N183			TWR_HORZ T6	Beam	None	A36	Typical
119	M400	N183	N184			TWR_HORZ T6	Beam	None	A36	Typical
120	M417	N184	N181			TWR_HORZ T6	Beam	None	A36	Typical
121	M447	N233	N234			TWR_HORZ T7	Beam	None	A36	Typical
122	M464	N234	N235			TWR_HORZ T7	Beam	None	A36	Typical
123	M481	N235	N236			TWR_HORZ T7	Beam	None	A36	Typical
124	M498	N236	N233			TWR_HORZ T7	Beam	None	A36	Typical
125	M528	N285	N286			TWR_HORZ T8	Beam	None	A36	Typical
126	M545	N286	N287			TWR_HORZ T8	Beam	None	A36	Typical
127	M562	N287	N288			TWR_HORZ T8	Beam	None	A36	Typical
128	M579	N288	N285			TWR_HORZ T8	Beam	None	A36	Typical
129	M609	N337	N338			TWR_HORZ T9	Beam	None	A36	Typical
130	M626	N338	N339			TWR_HORZ T9	Beam	None	A36	Typical
131	M643	N339	N340			TWR_HORZ T9	Beam	None	A36	Typical
132	M660	N340	N337			TWR_HORZ T9	Beam	None	A36	Typical
133	M690	N389	N390		357.328	TWR_HORZ T10	Beam	None	A36	Typical

Member Primary Data (Continued)

	Label	I Joint	J Joint	K Joint	Rotate(d...	Section/Shape	Type	Design List	Material	Design Rul...
134	M711	N390	N391		357.328	TWR_HORZ T10	Beam	None	A36	Typical
135	M732	N391	N392		357.328	TWR_HORZ T10	Beam	None	A36	Typical
136	M753	N392	N389		357.328	TWR_HORZ T10	Beam	None	A36	Typical
137	M1221	N88	N798			TWR_INNER BRAC...	Beam	None	A36	Typical
138	M1222	N798	N128			TWR_INNER BRAC...	Beam	None	A36	Typical
139	M1223	N124	N801			TWR_INNER BRAC...	Beam	None	A36	Typical
140	M1224	N801	N119			TWR_INNER BRAC...	Beam	None	A36	Typical
141	M1225	N112	N800			TWR_INNER BRAC...	Beam	None	A36	Typical
142	M1226	N800	N107			TWR_INNER BRAC...	Beam	None	A36	Typical
143	M1169	N140	N760			TWR_INNER BRAC...	Beam	None	A36	Typical
144	M1170	N760	N180			TWR_INNER BRAC...	Beam	None	A36	Typical
145	M1171	N176	N761			TWR_INNER BRAC...	Beam	None	A36	Typical
146	M1172	N761	N171			TWR_INNER BRAC...	Beam	None	A36	Typical
147	M1173	N159	N762			TWR_INNER BRAC...	Beam	None	A36	Typical
148	M1174	N762	N164			TWR_INNER BRAC...	Beam	None	A36	Typical
149	M1117	N192	N722			TWR_INNER BRAC...	Beam	None	A36	Typical
150	M1118	N722	N232			TWR_INNER BRAC...	Beam	None	A36	Typical
151	M1119	N228	N724			TWR_INNER BRAC...	Beam	None	A36	Typical
152	M1120	N724	N223			TWR_INNER BRAC...	Beam	None	A36	Typical
153	M1121	N216	N725			TWR_INNER BRAC...	Beam	None	A36	Typical
154	M1122	N725	N211			TWR_INNER BRAC...	Beam	None	A36	Typical
155	M1065	N244	N687			TWR_INNER BRAC...	Beam	None	A36	Typical
156	M1066	N687	N284			TWR_INNER BRAC...	Beam	None	A36	Typical
157	M1067	N280	N686			TWR_INNER BRAC...	Beam	None	A36	Typical
158	M1068	N686	N275			TWR_INNER BRAC...	Beam	None	A36	Typical
159	M1069	N268	N685			TWR_INNER BRAC...	Beam	None	A36	Typical
160	M1070	N685	N263			TWR_INNER BRAC...	Beam	None	A36	Typical
161	M1013	N296	N646			TWR_INNER BRAC...	Beam	None	A36	Typical
162	M1014	N646	N336			TWR_INNER BRAC...	Beam	None	A36	Typical
163	M1015	N332	N649			TWR_INNER BRAC...	Beam	None	A36	Typical
164	M1016	N649	N327			TWR_INNER BRAC...	Beam	None	A36	Typical
165	M1017	N320	N648			TWR_INNER BRAC...	Beam	None	A36	Typical
166	M1018	N648	N315			TWR_INNER BRAC...	Beam	None	A36	Typical
167	M961	N348	N608			TWR_INNER BRAC...	Beam	None	A36	Typical
168	M962	N608	N388			TWR_INNER BRAC...	Beam	None	A36	Typical
169	M963	N384	N611			TWR_INNER BRAC...	Beam	None	A36	Typical
170	M964	N611	N379			TWR_INNER BRAC...	Beam	None	A36	Typical
171	M965	N372	N610			TWR_INNER BRAC...	Beam	None	A36	Typical
172	M966	N610	N367			TWR_INNER BRAC...	Beam	None	A36	Typical
173	M909	N400	N570			TWR_INNER BRAC...	Beam	None	A36	Typical
174	M910	N570	N440			TWR_INNER BRAC...	Beam	None	A36	Typical
175	M911	N436	N571			TWR_INNER BRAC...	Beam	None	A36	Typical
176	M912	N571	N431			TWR_INNER BRAC...	Beam	None	A36	Typical
177	M913	N424	N572			TWR_INNER BRAC...	Beam	None	A36	Typical
178	M914	N572	N419			TWR_INNER BRAC...	Beam	None	A36	Typical
179	M853	N454	N522			TWR_INNER BRAC...	Beam	None	A36_Gen	DR1
180	M854	N522	N504			TWR_INNER BRAC...	Beam	None	A36_Gen	DR1
181	M855	N499	N523			TWR_INNER BRAC...	Beam	None	A36_Gen	DR1
182	M856	N523	N493			TWR_INNER BRAC...	Beam	None	A36_Gen	DR1
183	M857	N484	N524			TWR_INNER BRAC...	Beam	None	A36_Gen	DR1
184	M858	N524	N478			TWR_INNER BRAC...	Beam	None	A36_Gen	DR1
185	M1258	N2	N836			TWR_INNER CORN...	Beam	Wide Flange	A36	Typical
186	M1259	N839	N8			TWR_INNER CORN...	Beam	Wide Flange	A36	Typical
187	M1260	N838	N6			TWR_INNER CORN...	Beam	Wide Flange	A36	Typical
188	M1261	N4	N837			TWR_INNER CORN...	Beam	Wide Flange	A36	Typical
189	M1206	N29	N798			TWR_INNER CORN...	Beam	None	A36	Typical
190	M1207	N801	N32			TWR_INNER CORN...	Beam	None	A36	Typical

Member Primary Data (Continued)

	Label	I Joint	J Joint	K Joint	Rotate(d...	Section/Shape	Type	Design List	Material	Design Rul...
191	M1208	N800	N31			TWR INNER CORN...	Beam	None	A36	Typical
192	M1154	N760	N77			TWR INNER CORN...	Beam	None	A36	Typical
193	M1155	N761	N80			TWR INNER CORN...	Beam	None	A36	Typical
194	M1156	N762	N79			TWR INNER CORN...	Beam	None	A36	Typical
195	M1102	N129	N722			TWR INNER CORN...	Beam	None	A36	Typical
196	M1103	N724	N132			TWR INNER CORN...	Beam	None	A36	Typical
197	M1104	N725	N131			TWR INNER CORN...	Beam	None	A36	Typical
198	M1050	N181	N687			TWR INNER CORN...	Beam	None	A36	Typical
199	M1051	N686	N184			TWR INNER CORN...	Beam	None	A36	Typical
200	M1052	N685	N183			TWR INNER CORN...	Beam	None	A36	Typical
201	M998	N646	N233			TWR INNER CORN...	Beam	None	A36	Typical
202	M999	N649	N236			TWR INNER CORN...	Beam	None	A36	Typical
203	M1000	N648	N235			TWR INNER CORN...	Beam	None	A36	Typical
204	M946	N285	N608			TWR INNER CORN...	Beam	None	A36	Typical
205	M947	N611	N288			TWR INNER CORN...	Beam	None	A36	Typical
206	M948	N610	N287			TWR INNER CORN...	Beam	None	A36	Typical
207	M894	N572	N339			TWR INNER CORN...	Beam	None	A36	Typical
208	M895	N571	N340			TWR INNER CORN...	Beam	None	A36	Typical
209	M896	N570	N337			TWR INNER CORN...	Beam	None	A36	Typical
210	M827	N522	N389			TWR INNER CORN...	Beam	None	A36_Gen	DR1
211	M828	N523	N392			TWR INNER CORN...	Beam	None	A36_Gen	DR1
212	M829	N524	N391			TWR INNER CORN...	Beam	None	A36_Gen	DR1
213	M845	N528	N549			TWR INNER GIRT ...	Column	None	A36	Typical
214	M846	N539	N548			TWR INNER GIRT ...	Column	None	A36	Typical
215	M847	N530	N546			TWR INNER GIRT ...	Column	None	A36	Typical
216	M848	N540	N545			TWR INNER GIRT ...	Column	None	A36	Typical
217	M849	N532	N544			TWR INNER GIRT ...	Column	None	A36	Typical
218	M850	N541	N547			TWR INNER GIRT ...	Column	None	A36	Typical
219	M851	N534	N542			TWR INNER GIRT ...	Column	None	A36	Typical
220	M852	N543	N527			TWR INNER GIRT ...	Column	None	A36	Typical
221	M859	N544	N541			TWR INNER GIRT ...	Column	None	A36	Typical
222	M860	N545	N531			TWR INNER GIRT ...	Column	None	A36	Typical
223	M861	N546	N540			TWR INNER GIRT ...	Column	None	A36	Typical
224	M862	N547	N533			TWR INNER GIRT ...	Column	None	A36	Typical
225	M863	N548	N529			TWR INNER GIRT ...	Column	None	A36	Typical
226	M864	N549	N539			TWR INNER GIRT ...	Column	None	A36	Typical
227	M865	N542	N543			TWR INNER GIRT ...	Column	None	A36	Typical
228	M1227	N814	N815			TWR INNER LADD...	Beam	None	A36	Typical
229	M1228	N815	N799			TWR INNER LADD...	Beam	None	A36	Typical
230	M1229	N799	N814			TWR INNER LADD...	Beam	None	A36	Typical
231	M1175	N776	N763			TWR INNER LADD...	Beam	None	A36	Typical
232	M1176	N763	N777			TWR INNER LADD...	Beam	None	A36	Typical
233	M1177	N777	N776			TWR INNER LADD...	Beam	None	A36	Typical
234	M1123	N738	N739			TWR INNER LADD...	Beam	None	A36	Typical
235	M1124	N739	N723			TWR INNER LADD...	Beam	None	A36	Typical
236	M1125	N723	N738			TWR INNER LADD...	Beam	None	A36	Typical
237	M1071	N700	N684			TWR INNER LADD...	Beam	None	A36	Typical
238	M1072	N684	N701			TWR INNER LADD...	Beam	None	A36	Typical
239	M1073	N701	N700			TWR INNER LADD...	Beam	None	A36	Typical
240	M1019	N662	N663			TWR INNER LADD...	Beam	None	A36	Typical
241	M1020	N663	N647			TWR INNER LADD...	Beam	None	A36	Typical
242	M1021	N647	N662			TWR INNER LADD...	Beam	None	A36	Typical
243	M967	N624	N625			TWR INNER LADD...	Beam	None	A36	Typical
244	M968	N625	N609			TWR INNER LADD...	Beam	None	A36	Typical
245	M969	N609	N624			TWR INNER LADD...	Beam	None	A36	Typical
246	M915	N586	N587			TWR INNER LADD...	Beam	None	A36	Typical
247	M916	N587	N573			TWR INNER LADD...	Beam	None	A36	Typical

Member Primary Data (Continued)

	Label	I Joint	J Joint	K Joint	Rotate(d...	Section/Shape	Type	Design List	Material	Design Rul...
248	M917	N573	N586			TWR_INNER LADD...	Beam	None	A36	Typical
249	M830	N525	N521			TWR_INNER LADD...	Beam	None	A36_Gen	DR1
250	M831	N521	N526			TWR_INNER LADD...	Beam	None	A36_Gen	DR1
251	M832	N526	N525			TWR_INNER LADD...	Beam	None	A36_Gen	DR1
252	M1254	N837	N836			TWR_INNER SQ T2	Beam	Wide Flange	A36	Typical
253	M1255	N836	N839			TWR_INNER SQ T2	Beam	Wide Flange	A36	Typical
254	M1256	N839	N838			TWR_INNER SQ T2	Beam	Wide Flange	A36	Typical
255	M1257	N838	N837			TWR_INNER SQ T2	Beam	Wide Flange	A36	Typical
256	M1202	N798	N799			TWR_INNER SQ T3	Beam	None	A36	Typical
257	M1203	N799	N800			TWR_INNER SQ T3	Beam	None	A36	Typical
258	M1204	N800	N801			TWR_INNER SQ T3	Beam	None	A36	Typical
259	M1205	N801	N798			TWR_INNER SQ T3	Beam	None	A36	Typical
260	M1150	N760	N761			TWR_INNER SQ T4	Beam	None	A36	Typical
261	M1151	N761	N762			TWR_INNER SQ T4	Beam	None	A36	Typical
262	M1152	N762	N763			TWR_INNER SQ T4	Beam	None	A36	Typical
263	M1153	N763	N760			TWR_INNER SQ T4	Beam	None	A36	Typical
264	M1098	N723	N722			TWR_INNER SQ T5	Beam	None	A36	Typical
265	M1099	N722	N724			TWR_INNER SQ T5	Beam	None	A36	Typical
266	M1100	N724	N725			TWR_INNER SQ T5	Beam	None	A36	Typical
267	M1101	N725	N723			TWR_INNER SQ T5	Beam	None	A36	Typical
268	M1046	N687	N686			TWR_INNER SQ T6	Beam	None	A36	Typical
269	M1047	N686	N685			TWR_INNER SQ T6	Beam	None	A36	Typical
270	M1048	N685	N684			TWR_INNER SQ T6	Beam	None	A36	Typical
271	M1049	N684	N687			TWR_INNER SQ T6	Beam	None	A36	Typical
272	M994	N647	N646			TWR_INNER SQ T7	Beam	None	A36	Typical
273	M995	N646	N649			TWR_INNER SQ T7	Beam	None	A36	Typical
274	M996	N649	N648			TWR_INNER SQ T7	Beam	None	A36	Typical
275	M997	N648	N647			TWR_INNER SQ T7	Beam	None	A36	Typical
276	M942	N608	N611			TWR_INNER SQ T8	Beam	None	A36	Typical
277	M943	N611	N610			TWR_INNER SQ T8	Beam	None	A36	Typical
278	M944	N610	N609			TWR_INNER SQ T8	Beam	None	A36	Typical
279	M945	N609	N608			TWR_INNER SQ T8	Beam	None	A36	Typical
280	M890	N573	N572			TWR_INNER SQ T9	Beam	None	A36	Typical
281	M891	N572	N571			TWR_INNER SQ T9	Beam	None	A36	Typical
282	M892	N571	N570			TWR_INNER SQ T9	Beam	None	A36	Typical
283	M893	N570	N573			TWR_INNER SQ T9	Beam	None	A36	Typical
284	M823	N522	N523			TWR_INNER SQ T10	Beam	None	A36_Gen	DR1
285	M824	N523	N524			TWR_INNER SQ T10	Beam	None	A36_Gen	DR1
286	M825	N524	N521			TWR_INNER SQ T10	Beam	None	A36_Gen	DR1
287	M826	N521	N522			TWR_INNER SQ T10	Beam	None	A36_Gen	DR1
288	M9	N843	N840			TWR_INNER SUPP...	Beam	None	A36_Gen	Typical
289	M11	N841	N842			TWR_INNER SUPP...	Beam	None	A36_Gen	Typical
290	M42	N13	N18			TWR_INNER SUPP...	Beam	Wide Flange	A36	Typical
291	M43	N18	N22			TWR_INNER SUPP...	Beam	Wide Flange	A36	Typical
292	M44	N22	N26			TWR_INNER SUPP...	Beam	Wide Flange	A36	Typical
293	M45	N26	N13			TWR_INNER SUPP...	Beam	Wide Flange	A36	Typical
294	M191	N81	N96			TWR_INNER SUPP...	Beam	None	A36	Typical
295	M192	N96	N108			TWR_INNER SUPP...	Beam	None	A36	Typical
296	M193	N108	N120			TWR_INNER SUPP...	Beam	None	A36	Typical
297	M194	N120	N81			TWR_INNER SUPP...	Beam	None	A36	Typical
298	M272	N133	N148			TWR_INNER SUPP...	Beam	None	A36	Typical
299	M273	N148	N160			TWR_INNER SUPP...	Beam	None	A36	Typical
300	M274	N160	N172			TWR_INNER SUPP...	Beam	None	A36	Typical
301	M275	N172	N133			TWR_INNER SUPP...	Beam	None	A36	Typical
302	M353	N185	N200			TWR_INNER SUPP...	Beam	None	A36	Typical
303	M354	N200	N212			TWR_INNER SUPP...	Beam	None	A36	Typical
304	M355	N212	N224			TWR_INNER SUPP...	Beam	None	A36	Typical

Member Primary Data (Continued)

	Label	I Joint	J Joint	K Joint	Rotate(d...	Section/Shape	Type	Design List	Material	Design Rul...
305	M356	N224	N185			TWR_INNER_SUPP...	Beam	None	A36	Typical
306	M434	N237	N252			TWR_INNER_SUPP...	Beam	None	A36	Typical
307	M435	N252	N264			TWR_INNER_SUPP...	Beam	None	A36	Typical
308	M436	N264	N276			TWR_INNER_SUPP...	Beam	None	A36	Typical
309	M437	N276	N237			TWR_INNER_SUPP...	Beam	None	A36	Typical
310	M515	N289	N304			TWR_INNER_SUPP...	Beam	None	A36	Typical
311	M516	N304	N316			TWR_INNER_SUPP...	Beam	None	A36	Typical
312	M517	N316	N328			TWR_INNER_SUPP...	Beam	None	A36	Typical
313	M518	N328	N289			TWR_INNER_SUPP...	Beam	None	A36	Typical
314	M596	N341	N356			TWR_INNER_SUPP...	Beam	None	A36	Typical
315	M597	N356	N368			TWR_INNER_SUPP...	Beam	None	A36	Typical
316	M598	N368	N380			TWR_INNER_SUPP...	Beam	None	A36	Typical
317	M599	N380	N341			TWR_INNER_SUPP...	Beam	None	A36	Typical
318	M677	N393	N408			TWR_INNER_SUPP...	Beam	None	A36	Typical
319	M678	N408	N420			TWR_INNER_SUPP...	Beam	None	A36	Typical
320	M679	N420	N432			TWR_INNER_SUPP...	Beam	None	A36	Typical
321	M680	N432	N393			TWR_INNER_SUPP...	Beam	None	A36	Typical
322	M774	N445	N464			TWR_INNER_SUPP...	Beam	None	A36_Gen	Typical
323	M775	N464	N479			TWR_INNER_SUPP...	Beam	None	A36_Gen	Typical
324	M776	N479	N494			TWR_INNER_SUPP...	Beam	None	A36_Gen	Typical
325	M777	N494	N445			TWR_INNER_SUPP...	Beam	None	A36_Gen	Typical
326	M1209	N802	N803			TWR_INNER_TRI_T3	Beam	None	A36	Typical
327	M1210	N804	N805			TWR_INNER_TRI_T3	Beam	None	A36	Typical
328	M1211	N806	N807			TWR_INNER_TRI_T3	Beam	None	A36	Typical
329	M1212	N808	N809			TWR_INNER_TRI_T3	Beam	None	A36	Typical
330	M1213	N809	N810			TWR_INNER_TRI_T3	Beam	None	A36	Typical
331	M1214	N810	N808			TWR_INNER_TRI_T3	Beam	None	A36	Typical
332	M1215	N802	N811			TWR_INNER_TRI_T3	Beam	None	A36	Typical
333	M1216	N811	N803			TWR_INNER_TRI_T3	Beam	None	A36	Typical
334	M1217	N804	N812			TWR_INNER_TRI_T3	Beam	None	A36	Typical
335	M1218	N812	N805			TWR_INNER_TRI_T3	Beam	None	A36	Typical
336	M1219	N806	N813			TWR_INNER_TRI_T3	Beam	None	A36	Typical
337	M1220	N813	N807			TWR_INNER_TRI_T3	Beam	None	A36	Typical
338	M1157	N764	N765			TWR_INNER_TRI_T4	Beam	None	A36	Typical
339	M1158	N766	N767			TWR_INNER_TRI_T4	Beam	None	A36	Typical
340	M1159	N768	N769			TWR_INNER_TRI_T4	Beam	None	A36	Typical
341	M1160	N770	N771			TWR_INNER_TRI_T4	Beam	None	A36	Typical
342	M1161	N771	N772			TWR_INNER_TRI_T4	Beam	None	A36	Typical
343	M1162	N772	N770			TWR_INNER_TRI_T4	Beam	None	A36	Typical
344	M1163	N764	N773			TWR_INNER_TRI_T4	Beam	None	A36	Typical
345	M1164	N773	N765			TWR_INNER_TRI_T4	Beam	None	A36	Typical
346	M1165	N766	N774			TWR_INNER_TRI_T4	Beam	None	A36	Typical
347	M1166	N774	N767			TWR_INNER_TRI_T4	Beam	None	A36	Typical
348	M1167	N768	N775			TWR_INNER_TRI_T4	Beam	None	A36	Typical
349	M1168	N775	N769			TWR_INNER_TRI_T4	Beam	None	A36	Typical
350	M1105	N726	N727			TWR_INNER_TRI_T5	Beam	None	A36	Typical
351	M1106	N728	N729			TWR_INNER_TRI_T5	Beam	None	A36	Typical
352	M1107	N730	N731			TWR_INNER_TRI_T5	Beam	None	A36	Typical
353	M1108	N732	N733			TWR_INNER_TRI_T5	Beam	None	A36	Typical
354	M1109	N733	N734			TWR_INNER_TRI_T5	Beam	None	A36	Typical
355	M1110	N734	N732			TWR_INNER_TRI_T5	Beam	None	A36	Typical
356	M1111	N731	N735			TWR_INNER_TRI_T5	Beam	None	A36	Typical
357	M1112	N735	N730			TWR_INNER_TRI_T5	Beam	None	A36	Typical
358	M1113	N729	N736			TWR_INNER_TRI_T5	Beam	None	A36	Typical
359	M1114	N736	N728			TWR_INNER_TRI_T5	Beam	None	A36	Typical
360	M1115	N727	N737			TWR_INNER_TRI_T5	Beam	None	A36	Typical
361	M1116	N737	N726			TWR_INNER_TRI_T5	Beam	None	A36	Typical

Member Primary Data (Continued)

	Label	I Joint	J Joint	K Joint	Rotate(d...	Section/Shape	Type	Design List	Material	Design Rul...
362	M1053	N688	N689			TWR_INNER_TRI_T6	Beam	None	A36	Typical
363	M1054	N690	N691			TWR_INNER_TRI_T6	Beam	None	A36	Typical
364	M1055	N692	N693			TWR_INNER_TRI_T6	Beam	None	A36	Typical
365	M1056	N694	N695			TWR_INNER_TRI_T6	Beam	None	A36	Typical
366	M1057	N695	N696			TWR_INNER_TRI_T6	Beam	None	A36	Typical
367	M1058	N696	N694			TWR_INNER_TRI_T6	Beam	None	A36	Typical
368	M1059	N688	N697			TWR_INNER_TRI_T6	Beam	None	A36	Typical
369	M1060	N697	N689			TWR_INNER_TRI_T6	Beam	None	A36	Typical
370	M1061	N690	N698			TWR_INNER_TRI_T6	Beam	None	A36	Typical
371	M1062	N698	N691			TWR_INNER_TRI_T6	Beam	None	A36	Typical
372	M1063	N692	N699			TWR_INNER_TRI_T6	Beam	None	A36	Typical
373	M1064	N699	N693			TWR_INNER_TRI_T6	Beam	None	A36	Typical
374	M1001	N650	N651			TWR_INNER_TRI_T7	Beam	None	A36	Typical
375	M1002	N652	N653			TWR_INNER_TRI_T7	Beam	None	A36	Typical
376	M1003	N654	N655			TWR_INNER_TRI_T7	Beam	None	A36	Typical
377	M1004	N656	N657			TWR_INNER_TRI_T7	Beam	None	A36	Typical
378	M1005	N657	N658			TWR_INNER_TRI_T7	Beam	None	A36	Typical
379	M1006	N658	N656			TWR_INNER_TRI_T7	Beam	None	A36	Typical
380	M1007	N650	N659			TWR_INNER_TRI_T7	Beam	None	A36	Typical
381	M1008	N659	N651			TWR_INNER_TRI_T7	Beam	None	A36	Typical
382	M1009	N652	N660			TWR_INNER_TRI_T7	Beam	None	A36	Typical
383	M1010	N660	N653			TWR_INNER_TRI_T7	Beam	None	A36	Typical
384	M1011	N654	N661			TWR_INNER_TRI_T7	Beam	None	A36	Typical
385	M1012	N661	N655			TWR_INNER_TRI_T7	Beam	None	A36	Typical
386	M949	N612	N613			TWR_INNER_TRI_T8	Beam	None	A36	Typical
387	M950	N614	N615			TWR_INNER_TRI_T8	Beam	None	A36	Typical
388	M951	N616	N617			TWR_INNER_TRI_T8	Beam	None	A36	Typical
389	M952	N618	N619			TWR_INNER_TRI_T8	Beam	None	A36	Typical
390	M953	N619	N620			TWR_INNER_TRI_T8	Beam	None	A36	Typical
391	M954	N620	N618			TWR_INNER_TRI_T8	Beam	None	A36	Typical
392	M955	N612	N621			TWR_INNER_TRI_T8	Beam	None	A36	Typical
393	M956	N621	N613			TWR_INNER_TRI_T8	Beam	None	A36	Typical
394	M957	N614	N622			TWR_INNER_TRI_T8	Beam	None	A36	Typical
395	M958	N622	N615			TWR_INNER_TRI_T8	Beam	None	A36	Typical
396	M959	N616	N623			TWR_INNER_TRI_T8	Beam	None	A36	Typical
397	M960	N623	N617			TWR_INNER_TRI_T8	Beam	None	A36	Typical
398	M897	N574	N575			TWR_INNER_TRI_T9	Beam	None	A36	Typical
399	M898	N576	N577			TWR_INNER_TRI_T9	Beam	None	A36	Typical
400	M899	N578	N579			TWR_INNER_TRI_T9	Beam	None	A36	Typical
401	M900	N580	N581			TWR_INNER_TRI_T9	Beam	None	A36	Typical
402	M901	N581	N582			TWR_INNER_TRI_T9	Beam	None	A36	Typical
403	M902	N582	N580			TWR_INNER_TRI_T9	Beam	None	A36	Typical
404	M903	N579	N583			TWR_INNER_TRI_T9	Beam	None	A36	Typical
405	M904	N583	N578			TWR_INNER_TRI_T9	Beam	None	A36	Typical
406	M905	N577	N584			TWR_INNER_TRI_T9	Beam	None	A36	Typical
407	M906	N584	N576			TWR_INNER_TRI_T9	Beam	None	A36	Typical
408	M907	N575	N585			TWR_INNER_TRI_T9	Beam	None	A36	Typical
409	M908	N585	N574			TWR_INNER_TRI_T9	Beam	None	A36	Typical
410	M833	N527	N528			TWR_INNER_TRI_T10	Beam	None	A36_Gen	DR1
411	M834	N529	N530			TWR_INNER_TRI_T10	Beam	None	A36_Gen	DR1
412	M835	N531	N532			TWR_INNER_TRI_T10	Beam	None	A36_Gen	DR1
413	M836	N533	N534			TWR_INNER_TRI_T10	Beam	None	A36_Gen	DR1
414	M837	N534	N535			TWR_INNER_TRI_T10	Beam	None	A36_Gen	DR1
415	M838	N535	N533			TWR_INNER_TRI_T10	Beam	None	A36_Gen	DR1
416	M839	N527	N536			TWR_INNER_TRI_T10	Beam	None	A36_Gen	DR1
417	M840	N536	N528			TWR_INNER_TRI_T10	Beam	None	A36_Gen	DR1
418	M841	N529	N537			TWR_INNER_TRI_T10	Beam	None	A36_Gen	DR1

Member Primary Data (Continued)

	Label	I Joint	J Joint	K Joint	Rotate(d...	Section/Shape	Type	Design List	Material	Design Rul...
419	M842	N537	N530			TWR_INNER_TRI_T10	Beam	None	A36_Gen	DR1
420	M843	N531	N538			TWR_INNER_TRI_T10	Beam	None	A36_Gen	DR1
421	M844	N538	N532			TWR_INNER_TRI_T10	Beam	None	A36_Gen	DR1
422	M1266	N2	N842			TWR_LEG_OUTER_...	Column	Single Angle	A36	Typical
423	M1267	N4	N840			TWR_LEG_OUTER_...	Column	Single Angle	A36	Typical
424	M1268	N6	N841			TWR_LEG_OUTER_...	Column	Single Angle	A36	Typical
425	M1269	N8	N843			TWR_LEG_OUTER_...	Column	Single Angle	A36	Typical
426	M1	N2	N1		180	TWR_LEG_T1	Column	Single Angle	A36	Typical
427	M2	N4	N3		270	TWR_LEG_T1	Column	Single Angle	A36	Typical
428	M3	N6	N5			TWR_LEG_T1	Column	Single Angle	A36	Typical
429	M4	N8	N7		90	TWR_LEG_T1	Column	Single Angle	A36	Typical
430	M47	N29	N2		45	TWR_LEG_T2	Column	Wide Flange	A36	Typical
431	M48	N30	N4		135	TWR_LEG_T2	Column	Wide Flange	A36	Typical
432	M49	N31	N6		225	TWR_LEG_T2	Column	Wide Flange	A36	Typical
433	M50	N32	N8		315	TWR_LEG_T2	Column	Wide Flange	A36	Typical
434	M119	N77	N29		45	TWR_LEG_T3	Column	Wide Flange	A36	Typical
435	M120	N78	N30		135	TWR_LEG_T3	Column	Wide Flange	A36	Typical
436	M121	N79	N31		225	TWR_LEG_T3	Column	Wide Flange	A36	Typical
437	M122	N80	N32		315	TWR_LEG_T3	Column	Wide Flange	A36	Typical
438	M200	N129	N77		45	TWR_LEG_T4	Column	Wide Flange	A36	Typical
439	M201	N130	N78		135	TWR_LEG_T4	Column	Wide Flange	A36	Typical
440	M202	N131	N79		225	TWR_LEG_T4	Column	Wide Flange	A36	Typical
441	M203	N132	N80		315	TWR_LEG_T4	Column	Wide Flange	A36	Typical
442	M281	N181	N129		45	TWR_LEG_T5	Column	Wide Flange	A36	Typical
443	M282	N182	N130		135	TWR_LEG_T5	Column	Wide Flange	A36	Typical
444	M283	N183	N131		225	TWR_LEG_T5	Column	Wide Flange	A36	Typical
445	M284	N184	N132		315	TWR_LEG_T5	Column	Wide Flange	A36	Typical
446	M362	N233	N181		45	TWR_LEG_T6	Column	Wide Flange	A36	Typical
447	M363	N234	N182		135	TWR_LEG_T6	Column	Wide Flange	A36	Typical
448	M364	N235	N183		225	TWR_LEG_T6	Column	Wide Flange	A36	Typical
449	M365	N236	N184		315	TWR_LEG_T6	Column	Wide Flange	A36	Typical
450	M443	N285	N233		45	TWR_LEG_T7	Column	Wide Flange	A36	Typical
451	M444	N286	N234		135	TWR_LEG_T7	Column	Wide Flange	A36	Typical
452	M445	N287	N235		225	TWR_LEG_T7	Column	Wide Flange	A36	Typical
453	M446	N288	N236		315	TWR_LEG_T7	Column	Wide Flange	A36	Typical
454	M524	N337	N285		45	TWR_LEG_T8	Column	Wide Flange	A36	Typical
455	M525	N338	N286		135	TWR_LEG_T8	Column	Wide Flange	A36	Typical
456	M526	N339	N287		225	TWR_LEG_T8	Column	Wide Flange	A36	Typical
457	M527	N340	N288		315	TWR_LEG_T8	Column	Wide Flange	A36	Typical
458	M605	N389	N337		45	TWR_LEG_T9	Column	Wide Flange	A36	Typical
459	M606	N390	N338		135	TWR_LEG_T9	Column	Wide Flange	A36	Typical
460	M607	N391	N339		225	TWR_LEG_T9	Column	Wide Flange	A36	Typical
461	M608	N392	N340		315	TWR_LEG_T9	Column	Wide Flange	A36	Typical
462	M686	N441	N389			TWR_LEG_T10	Column	Wide Flange	A36	Typical
463	M687	N442	N390			TWR_LEG_T10	Column	Wide Flange	A36	Typical
464	M688	N443	N391			TWR_LEG_T10	Column	Wide Flange	A36	Typical
465	M689	N444	N392			TWR_LEG_T10	Column	Wide Flange	A36	Typical
466	M882	N561	N570			TWR_REDHIPDIA_2...	Column	None	A36	Typical
467	M883	N570	N560			TWR_REDHIPDIA_2...	Column	None	A36	Typical
468	M884	N565	N571			TWR_REDHIPDIA_2...	Column	None	A36	Typical
469	M885	N571	N564			TWR_REDHIPDIA_2...	Column	None	A36	Typical
470	M886	N563	N572			TWR_REDHIPDIA_2...	Column	None	A36	Typical
471	M887	N572	N562			TWR_REDHIPDIA_2...	Column	None	A36	Typical
472	M888	N559	N573			TWR_REDHIPDIA_2...	Column	None	A36	Typical
473	M889	N573	N558			TWR_REDHIPDIA_2...	Column	None	A36	Typical
474	M791	N505	N456			TWR_RED_DIAG_0_...	Column	None	A36	Typical
475	M792	N456	N509			TWR_RED_DIAG_0_...	Column	None	A36	Typical

Member Primary Data (Continued)

	Label	I Joint	J Joint	K Joint	Rotate(d...	Section/Shape	Type	Design List	Material	Design Rul...
476	M793	N506	N471			TWR_RED_DIAG_0 ...	Column	None	A36	Typical
477	M794	N471	N510			TWR_RED_DIAG_0 ...	Column	None	A36	Typical
478	M795	N512	N486			TWR_RED_DIAG_0 ...	Column	None	A36	Typical
479	M796	N486	N508			TWR_RED_DIAG_0 ...	Column	None	A36	Typical
480	M797	N507	N446			TWR_RED_DIAG_0 ...	Column	None	A36	Typical
481	M798	N446	N511			TWR_RED_DIAG_0 ...	Column	None	A36	Typical
482	M56	N36	N37			TWR_RED_DIAG_2 ...	Column	None	A36	Typical
483	M64	N42	N45			TWR_RED_DIAG_2 ...	Column	None	A36	Typical
484	M72	N48	N45			TWR_RED_DIAG_2 ...	Column	None	A36	Typical
485	M80	N53	N56			TWR_RED_DIAG_2 ...	Column	None	A36	Typical
486	M88	N59	N56			TWR_RED_DIAG_2 ...	Column	None	A36	Typical
487	M96	N64	N67			TWR_RED_DIAG_2 ...	Column	None	A36	Typical
488	M104	N70	N67			TWR_RED_DIAG_2 ...	Column	None	A36	Typical
489	M112	N74	N37			TWR_RED_DIAG_2 ...	Column	None	A36	Typical
490	M129	N85	N86			TWR_RED_DIAG_2 ...	Column	None	A36	Typical
491	M137	N91	N94			TWR_RED_DIAG_2 ...	Column	None	A36	Typical
492	M146	N98	N94			TWR_RED_DIAG_2 ...	Column	None	A36	Typical
493	M154	N103	N106			TWR_RED_DIAG_2 ...	Column	None	A36	Typical
494	M163	N110	N106			TWR_RED_DIAG_2 ...	Column	None	A36	Typical
495	M171	N115	N118			TWR_RED_DIAG_2 ...	Column	None	A36	Typical
496	M180	N122	N118			TWR_RED_DIAG_2 ...	Column	None	A36	Typical
497	M188	N126	N86			TWR_RED_DIAG_2 ...	Column	None	A36	Typical
498	M210	N137	N138			TWR_RED_DIAG_2 ...	Column	None	A36	Typical
499	M218	N143	N146			TWR_RED_DIAG_2 ...	Column	None	A36	Typical
500	M227	N150	N146			TWR_RED_DIAG_2 ...	Column	None	A36	Typical
501	M235	N155	N158			TWR_RED_DIAG_2 ...	Column	None	A36	Typical
502	M244	N162	N158			TWR_RED_DIAG_2 ...	Column	None	A36	Typical
503	M252	N167	N170			TWR_RED_DIAG_2 ...	Column	None	A36	Typical
504	M261	N174	N170			TWR_RED_DIAG_2 ...	Column	None	A36	Typical
505	M269	N178	N138			TWR_RED_DIAG_2 ...	Column	None	A36	Typical
506	M291	N189	N190			TWR_RED_DIAG_2 ...	Column	None	A36	Typical
507	M299	N195	N198			TWR_RED_DIAG_2 ...	Column	None	A36	Typical
508	M308	N202	N198			TWR_RED_DIAG_2 ...	Column	None	A36	Typical
509	M316	N207	N210			TWR_RED_DIAG_2 ...	Column	None	A36	Typical
510	M325	N214	N210			TWR_RED_DIAG_2 ...	Column	None	A36	Typical
511	M333	N219	N222			TWR_RED_DIAG_2 ...	Column	None	A36	Typical
512	M342	N226	N222			TWR_RED_DIAG_2 ...	Column	None	A36	Typical
513	M350	N230	N190			TWR_RED_DIAG_2 ...	Column	None	A36	Typical
514	M372	N241	N242			TWR_RED_DIAG_2 ...	Column	None	A36	Typical
515	M380	N247	N250			TWR_RED_DIAG_2 ...	Column	None	A36	Typical
516	M389	N254	N250			TWR_RED_DIAG_2 ...	Column	None	A36	Typical
517	M397	N259	N262			TWR_RED_DIAG_2 ...	Column	None	A36	Typical
518	M406	N266	N262			TWR_RED_DIAG_2 ...	Column	None	A36	Typical
519	M414	N271	N274			TWR_RED_DIAG_2 ...	Column	None	A36	Typical
520	M423	N278	N274			TWR_RED_DIAG_2 ...	Column	None	A36	Typical
521	M431	N282	N242			TWR_RED_DIAG_2 ...	Column	None	A36	Typical
522	M453	N293	N294			TWR_RED_DIAG_2 ...	Column	None	A36	Typical
523	M461	N299	N302			TWR_RED_DIAG_2 ...	Column	None	A36	Typical
524	M470	N306	N302			TWR_RED_DIAG_2 ...	Column	None	A36	Typical
525	M478	N311	N314			TWR_RED_DIAG_2 ...	Column	None	A36	Typical
526	M487	N318	N314			TWR_RED_DIAG_2 ...	Column	None	A36	Typical
527	M495	N323	N326			TWR_RED_DIAG_2 ...	Column	None	A36	Typical
528	M504	N330	N326			TWR_RED_DIAG_2 ...	Column	None	A36	Typical
529	M512	N334	N294			TWR_RED_DIAG_2 ...	Column	None	A36	Typical
530	M534	N345	N346			TWR_RED_DIAG_2 ...	Column	None	A36	Typical
531	M542	N351	N354			TWR_RED_DIAG_2 ...	Column	None	A36	Typical
532	M551	N358	N354			TWR_RED_DIAG_2 ...	Column	None	A36	Typical

Member Primary Data (Continued)

	Label	I Joint	J Joint	K Joint	Rotate(d...	Section/Shape	Type	Design List	Material	Design Rul...
533	M559	N363	N366			TWR_RED_DIAG_2_...	Column	None	A36	Typical
534	M568	N370	N366			TWR_RED_DIAG_2_...	Column	None	A36	Typical
535	M576	N375	N378			TWR_RED_DIAG_2_...	Column	None	A36	Typical
536	M585	N382	N378			TWR_RED_DIAG_2_...	Column	None	A36	Typical
537	M593	N386	N346			TWR_RED_DIAG_2_...	Column	None	A36	Typical
538	M615	N397	N398			TWR_RED_DIAG_2_...	Column	None	A36	Typical
539	M623	N403	N406			TWR_RED_DIAG_2_...	Column	None	A36	Typical
540	M632	N410	N406			TWR_RED_DIAG_2_...	Column	None	A36	Typical
541	M640	N415	N418			TWR_RED_DIAG_2_...	Column	None	A36	Typical
542	M649	N422	N418			TWR_RED_DIAG_2_...	Column	None	A36	Typical
543	M657	N427	N430			TWR_RED_DIAG_2_...	Column	None	A36	Typical
544	M666	N434	N430			TWR_RED_DIAG_2_...	Column	None	A36	Typical
545	M674	N438	N398			TWR_RED_DIAG_2_...	Column	None	A36	Typical
546	M696	N449	N450		4.133	TWR_RED_DIAG_2_...	Column	None	A36	Typical
547	M706	N457	N460		355.867	TWR_RED_DIAG_2_...	Column	None	A36	Typical
548	M717	N466	N460		4.133	TWR_RED_DIAG_2_...	Column	None	A36	Typical
549	M727	N472	N475		355.867	TWR_RED_DIAG_2_...	Column	None	A36	Typical
550	M738	N481	N475		4.133	TWR_RED_DIAG_2_...	Column	None	A36	Typical
551	M748	N487	N490		355.867	TWR_RED_DIAG_2_...	Column	None	A36	Typical
552	M759	N496	N490		4.133	TWR_RED_DIAG_2_...	Column	None	A36	Typical
553	M769	N501	N450		355.867	TWR_RED_DIAG_2_...	Column	None	A36	Typical
554	M57	N37	N39			TWR_RED_DIAG_3_...	Column	None	A36	Typical
555	M58	N38	N39			TWR_RED_DIAG_3_...	Column	None	A36	Typical
556	M65	N45	N46			TWR_RED_DIAG_3_...	Column	None	A36	Typical
557	M66	N44	N46			TWR_RED_DIAG_3_...	Column	None	A36	Typical
558	M73	N45	N50			TWR_RED_DIAG_3_...	Column	None	A36	Typical
559	M74	N49	N50			TWR_RED_DIAG_3_...	Column	None	A36	Typical
560	M81	N56	N57			TWR_RED_DIAG_3_...	Column	None	A36	Typical
561	M82	N55	N57			TWR_RED_DIAG_3_...	Column	None	A36	Typical
562	M89	N56	N61			TWR_RED_DIAG_3_...	Column	None	A36	Typical
563	M90	N60	N61			TWR_RED_DIAG_3_...	Column	None	A36	Typical
564	M97	N67	N68			TWR_RED_DIAG_3_...	Column	None	A36	Typical
565	M98	N66	N68			TWR_RED_DIAG_3_...	Column	None	A36	Typical
566	M105	N67	N72			TWR_RED_DIAG_3_...	Column	None	A36	Typical
567	M106	N71	N72			TWR_RED_DIAG_3_...	Column	None	A36	Typical
568	M113	N37	N76			TWR_RED_DIAG_3_...	Column	None	A36	Typical
569	M114	N75	N76			TWR_RED_DIAG_3_...	Column	None	A36	Typical
570	M130	N86	N88			TWR_RED_DIAG_3_...	Column	None	A36	Typical
571	M131	N87	N88			TWR_RED_DIAG_3_...	Column	None	A36	Typical
572	M138	N94	N95			TWR_RED_DIAG_3_...	Column	None	A36	Typical
573	M139	N93	N95			TWR_RED_DIAG_3_...	Column	None	A36	Typical
574	M147	N94	N100			TWR_RED_DIAG_3_...	Column	None	A36	Typical
575	M148	N99	N100			TWR_RED_DIAG_3_...	Column	None	A36	Typical
576	M155	N106	N107			TWR_RED_DIAG_3_...	Column	None	A36	Typical
577	M156	N105	N107			TWR_RED_DIAG_3_...	Column	None	A36	Typical
578	M164	N106	N112			TWR_RED_DIAG_3_...	Column	None	A36	Typical
579	M165	N111	N112			TWR_RED_DIAG_3_...	Column	None	A36	Typical
580	M172	N118	N119			TWR_RED_DIAG_3_...	Column	None	A36	Typical
581	M173	N117	N119			TWR_RED_DIAG_3_...	Column	None	A36	Typical
582	M181	N118	N124			TWR_RED_DIAG_3_...	Column	None	A36	Typical
583	M182	N123	N124			TWR_RED_DIAG_3_...	Column	None	A36	Typical
584	M189	N86	N128			TWR_RED_DIAG_3_...	Column	None	A36	Typical
585	M190	N127	N128			TWR_RED_DIAG_3_...	Column	None	A36	Typical
586	M211	N138	N140			TWR_RED_DIAG_3_...	Column	None	A36	Typical
587	M212	N139	N140			TWR_RED_DIAG_3_...	Column	None	A36	Typical
588	M219	N146	N147			TWR_RED_DIAG_3_...	Column	None	A36	Typical
589	M220	N145	N147			TWR_RED_DIAG_3_...	Column	None	A36	Typical

Member Primary Data (Continued)

	Label	I Joint	J Joint	K Joint	Rotate(d...	Section/Shape	Type	Design List	Material	Design Rul...
590	M228	N146	N152			TWR_RED_DIAG_3 ...	Column	None	A36	Typical
591	M229	N151	N152			TWR_RED_DIAG_3 ...	Column	None	A36	Typical
592	M236	N158	N159			TWR_RED_DIAG_3 ...	Column	None	A36	Typical
593	M237	N157	N159			TWR_RED_DIAG_3 ...	Column	None	A36	Typical
594	M245	N158	N164			TWR_RED_DIAG_3 ...	Column	None	A36	Typical
595	M246	N163	N164			TWR_RED_DIAG_3 ...	Column	None	A36	Typical
596	M253	N170	N171			TWR_RED_DIAG_3 ...	Column	None	A36	Typical
597	M254	N169	N171			TWR_RED_DIAG_3 ...	Column	None	A36	Typical
598	M262	N170	N176			TWR_RED_DIAG_3 ...	Column	None	A36	Typical
599	M263	N175	N176			TWR_RED_DIAG_3 ...	Column	None	A36	Typical
600	M270	N138	N180			TWR_RED_DIAG_3 ...	Column	None	A36	Typical
601	M271	N179	N180			TWR_RED_DIAG_3 ...	Column	None	A36	Typical
602	M292	N190	N192			TWR_RED_DIAG_3 ...	Column	None	A36	Typical
603	M293	N191	N192			TWR_RED_DIAG_3 ...	Column	None	A36	Typical
604	M300	N198	N199			TWR_RED_DIAG_3 ...	Column	None	A36	Typical
605	M301	N197	N199			TWR_RED_DIAG_3 ...	Column	None	A36	Typical
606	M309	N198	N204			TWR_RED_DIAG_3 ...	Column	None	A36	Typical
607	M310	N203	N204			TWR_RED_DIAG_3 ...	Column	None	A36	Typical
608	M317	N210	N211			TWR_RED_DIAG_3 ...	Column	None	A36	Typical
609	M318	N209	N211			TWR_RED_DIAG_3 ...	Column	None	A36	Typical
610	M326	N210	N216			TWR_RED_DIAG_3 ...	Column	None	A36	Typical
611	M327	N215	N216			TWR_RED_DIAG_3 ...	Column	None	A36	Typical
612	M334	N222	N223			TWR_RED_DIAG_3 ...	Column	None	A36	Typical
613	M335	N221	N223			TWR_RED_DIAG_3 ...	Column	None	A36	Typical
614	M343	N222	N228			TWR_RED_DIAG_3 ...	Column	None	A36	Typical
615	M344	N227	N228			TWR_RED_DIAG_3 ...	Column	None	A36	Typical
616	M351	N190	N232			TWR_RED_DIAG_3 ...	Column	None	A36	Typical
617	M352	N231	N232			TWR_RED_DIAG_3 ...	Column	None	A36	Typical
618	M373	N242	N244			TWR_RED_DIAG_3 ...	Column	None	A36	Typical
619	M374	N243	N244			TWR_RED_DIAG_3 ...	Column	None	A36	Typical
620	M381	N250	N251			TWR_RED_DIAG_3 ...	Column	None	A36	Typical
621	M382	N249	N251			TWR_RED_DIAG_3 ...	Column	None	A36	Typical
622	M390	N250	N256			TWR_RED_DIAG_3 ...	Column	None	A36	Typical
623	M391	N255	N256			TWR_RED_DIAG_3 ...	Column	None	A36	Typical
624	M398	N262	N263			TWR_RED_DIAG_3 ...	Column	None	A36	Typical
625	M399	N261	N263			TWR_RED_DIAG_3 ...	Column	None	A36	Typical
626	M407	N262	N268			TWR_RED_DIAG_3 ...	Column	None	A36	Typical
627	M408	N267	N268			TWR_RED_DIAG_3 ...	Column	None	A36	Typical
628	M415	N274	N275			TWR_RED_DIAG_3 ...	Column	None	A36	Typical
629	M416	N273	N275			TWR_RED_DIAG_3 ...	Column	None	A36	Typical
630	M424	N274	N280			TWR_RED_DIAG_3 ...	Column	None	A36	Typical
631	M425	N279	N280			TWR_RED_DIAG_3 ...	Column	None	A36	Typical
632	M432	N242	N284			TWR_RED_DIAG_3 ...	Column	None	A36	Typical
633	M433	N283	N284			TWR_RED_DIAG_3 ...	Column	None	A36	Typical
634	M454	N294	N296			TWR_RED_DIAG_3 ...	Column	None	A36	Typical
635	M455	N295	N296			TWR_RED_DIAG_3 ...	Column	None	A36	Typical
636	M462	N302	N303			TWR_RED_DIAG_3 ...	Column	None	A36	Typical
637	M463	N301	N303			TWR_RED_DIAG_3 ...	Column	None	A36	Typical
638	M471	N302	N308			TWR_RED_DIAG_3 ...	Column	None	A36	Typical
639	M472	N307	N308			TWR_RED_DIAG_3 ...	Column	None	A36	Typical
640	M479	N314	N315			TWR_RED_DIAG_3 ...	Column	None	A36	Typical
641	M480	N313	N315			TWR_RED_DIAG_3 ...	Column	None	A36	Typical
642	M488	N314	N320			TWR_RED_DIAG_3 ...	Column	None	A36	Typical
643	M489	N319	N320			TWR_RED_DIAG_3 ...	Column	None	A36	Typical
644	M496	N326	N327			TWR_RED_DIAG_3 ...	Column	None	A36	Typical
645	M497	N325	N327			TWR_RED_DIAG_3 ...	Column	None	A36	Typical
646	M505	N326	N332			TWR_RED_DIAG_3 ...	Column	None	A36	Typical



Company : GPD
 Designer : J. Stokes
 Job Number : 2019736.27
 Model Name : CHESHIRE SW

May 13, 2019
 7:58 PM
 Checked By: _____

Member Primary Data (Continued)

	Label	I Joint	J Joint	K Joint	Rotate(d...	Section/Shape	Type	Design List	Material	Design Rul...
647	M506	N331	N332			TWR_RED_DIAG_3...	Column	None	A36	Typical
648	M513	N294	N336			TWR_RED_DIAG_3...	Column	None	A36	Typical
649	M514	N335	N336			TWR_RED_DIAG_3...	Column	None	A36	Typical
650	M535	N346	N348			TWR_RED_DIAG_3...	Column	None	A36	Typical
651	M536	N347	N348			TWR_RED_DIAG_3...	Column	None	A36	Typical
652	M543	N354	N355			TWR_RED_DIAG_3...	Column	None	A36	Typical
653	M544	N353	N355			TWR_RED_DIAG_3...	Column	None	A36	Typical
654	M552	N354	N360			TWR_RED_DIAG_3...	Column	None	A36	Typical
655	M553	N359	N360			TWR_RED_DIAG_3...	Column	None	A36	Typical
656	M560	N366	N367			TWR_RED_DIAG_3...	Column	None	A36	Typical
657	M561	N365	N367			TWR_RED_DIAG_3...	Column	None	A36	Typical
658	M569	N366	N372			TWR_RED_DIAG_3...	Column	None	A36	Typical
659	M570	N371	N372			TWR_RED_DIAG_3...	Column	None	A36	Typical
660	M577	N378	N379			TWR_RED_DIAG_3...	Column	None	A36	Typical
661	M578	N377	N379			TWR_RED_DIAG_3...	Column	None	A36	Typical
662	M586	N378	N384			TWR_RED_DIAG_3...	Column	None	A36	Typical
663	M587	N383	N384			TWR_RED_DIAG_3...	Column	None	A36	Typical
664	M594	N346	N388			TWR_RED_DIAG_3...	Column	None	A36	Typical
665	M595	N387	N388			TWR_RED_DIAG_3...	Column	None	A36	Typical
666	M616	N398	N400			TWR_RED_DIAG_3...	Column	None	A36	Typical
667	M617	N399	N400			TWR_RED_DIAG_3...	Column	None	A36	Typical
668	M624	N406	N407			TWR_RED_DIAG_3...	Column	None	A36	Typical
669	M625	N405	N407			TWR_RED_DIAG_3...	Column	None	A36	Typical
670	M633	N406	N412			TWR_RED_DIAG_3...	Column	None	A36	Typical
671	M634	N411	N412			TWR_RED_DIAG_3...	Column	None	A36	Typical
672	M641	N418	N419			TWR_RED_DIAG_3...	Column	None	A36	Typical
673	M642	N417	N419			TWR_RED_DIAG_3...	Column	None	A36	Typical
674	M650	N418	N424			TWR_RED_DIAG_3...	Column	None	A36	Typical
675	M651	N423	N424			TWR_RED_DIAG_3...	Column	None	A36	Typical
676	M658	N430	N431			TWR_RED_DIAG_3...	Column	None	A36	Typical
677	M659	N429	N431			TWR_RED_DIAG_3...	Column	None	A36	Typical
678	M667	N430	N436			TWR_RED_DIAG_3...	Column	None	A36	Typical
679	M668	N435	N436			TWR_RED_DIAG_3...	Column	None	A36	Typical
680	M675	N398	N440			TWR_RED_DIAG_3...	Column	None	A36	Typical
681	M676	N439	N440			TWR_RED_DIAG_3...	Column	None	A36	Typical
682	M698	N451	N452		3.377	TWR_RED_DIAG_3...	Column	None	A36	Typical
683	M708	N459	N462		356.623	TWR_RED_DIAG_3...	Column	None	A36	Typical
684	M719	N467	N462		3.377	TWR_RED_DIAG_3...	Column	None	A36	Typical
685	M729	N474	N477		356.623	TWR_RED_DIAG_3...	Column	None	A36	Typical
686	M740	N482	N477		3.377	TWR_RED_DIAG_3...	Column	None	A36	Typical
687	M750	N489	N492		356.623	TWR_RED_DIAG_3...	Column	None	A36	Typical
688	M761	N497	N492		3.377	TWR_RED_DIAG_3...	Column	None	A36	Typical
689	M771	N502	N452		356.623	TWR_RED_DIAG_3...	Column	None	A36	Typical
690	M699	N452	N454		356.477	TWR_RED_DIAG_4...	Column	None	A36	Typical
691	M700	N453	N454		5.046	TWR_RED_DIAG_4...	Column	None	A36	Typical
692	M709	N462	N463		3.523	TWR_RED_DIAG_4...	Column	None	A36	Typical
693	M710	N461	N463		354.954	TWR_RED_DIAG_4...	Column	None	A36	Typical
694	M720	N462	N469		356.477	TWR_RED_DIAG_4...	Column	None	A36	Typical
695	M721	N468	N469		5.046	TWR_RED_DIAG_4...	Column	None	A36	Typical
696	M730	N477	N478		3.523	TWR_RED_DIAG_4...	Column	None	A36	Typical
697	M731	N476	N478		354.954	TWR_RED_DIAG_4...	Column	None	A36	Typical
698	M741	N477	N484		356.477	TWR_RED_DIAG_4...	Column	None	A36	Typical
699	M742	N483	N484		5.046	TWR_RED_DIAG_4...	Column	None	A36	Typical
700	M751	N492	N493		3.523	TWR_RED_DIAG_4...	Column	None	A36	Typical
701	M752	N491	N493		354.954	TWR_RED_DIAG_4...	Column	None	A36	Typical
702	M762	N492	N499		356.477	TWR_RED_DIAG_4...	Column	None	A36	Typical
703	M763	N498	N499		5.046	TWR_RED_DIAG_4...	Column	None	A36	Typical

Member Primary Data (Continued)

	Label	I Joint	J Joint	K Joint	Rotate(d...	Section/Shape	Type	Design List	Material	Design Rul...
704	M772	N452	N504		3.523	TWR_RED_DIAG_4_...	Column	None	A36	Typical
705	M773	N503	N504		354.954	TWR_RED_DIAG_4_...	Column	None	A36	Typical
706	M17	N9	N15		90	TWR_RED_DIAG_T1	Column	Single Angle	A36	Typical
707	M20	N9	N16		90	TWR_RED_DIAG_T1	Column	Single Angle	A36	Typical
708	M24	N10	N19		90	TWR_RED_DIAG_T1	Column	Single Angle	A36	Typical
709	M27	N10	N20		90	TWR_RED_DIAG_T1	Column	Single Angle	A36	Typical
710	M31	N11	N23		90	TWR_RED_DIAG_T1	Column	Single Angle	A36	Typical
711	M34	N11	N24		90	TWR_RED_DIAG_T1	Column	Single Angle	A36	Typical
712	M38	N12	N27		90	TWR_RED_DIAG_T1	Column	Single Angle	A36	Typical
713	M41	N12	N28		90	TWR_RED_DIAG_T1	Column	Single Angle	A36	Typical
714	M54	N34	N35			TWR_RED_DIAG_T2	Column	None	A36	Typical
715	M62	N40	N43			TWR_RED_DIAG_T2	Column	None	A36	Typical
716	M70	N47	N43			TWR_RED_DIAG_T2	Column	None	A36	Typical
717	M78	N51	N54			TWR_RED_DIAG_T2	Column	None	A36	Typical
718	M86	N58	N54			TWR_RED_DIAG_T2	Column	None	A36	Typical
719	M94	N62	N65			TWR_RED_DIAG_T2	Column	None	A36	Typical
720	M102	N69	N65			TWR_RED_DIAG_T2	Column	None	A36	Typical
721	M110	N73	N35			TWR_RED_DIAG_T2	Column	None	A36	Typical
722	M127	N83	N84			TWR_RED_DIAG_T3	Column	None	A36	Typical
723	M135	N89	N92			TWR_RED_DIAG_T3	Column	None	A36	Typical
724	M144	N97	N92			TWR_RED_DIAG_T3	Column	None	A36	Typical
725	M152	N101	N104			TWR_RED_DIAG_T3	Column	None	A36	Typical
726	M161	N109	N104			TWR_RED_DIAG_T3	Column	None	A36	Typical
727	M169	N113	N116			TWR_RED_DIAG_T3	Column	None	A36	Typical
728	M178	N121	N116			TWR_RED_DIAG_T3	Column	None	A36	Typical
729	M186	N125	N84			TWR_RED_DIAG_T3	Column	None	A36	Typical
730	M208	N135	N136			TWR_RED_DIAG_T4	Column	None	A36	Typical
731	M216	N141	N144			TWR_RED_DIAG_T4	Column	None	A36	Typical
732	M225	N149	N144			TWR_RED_DIAG_T4	Column	None	A36	Typical
733	M233	N153	N156			TWR_RED_DIAG_T4	Column	None	A36	Typical
734	M242	N161	N156			TWR_RED_DIAG_T4	Column	None	A36	Typical
735	M250	N165	N168			TWR_RED_DIAG_T4	Column	None	A36	Typical
736	M259	N173	N168			TWR_RED_DIAG_T4	Column	None	A36	Typical
737	M267	N177	N136			TWR_RED_DIAG_T4	Column	None	A36	Typical
738	M289	N187	N188			TWR_RED_DIAG_T5	Column	None	A36	Typical
739	M297	N193	N196			TWR_RED_DIAG_T5	Column	None	A36	Typical
740	M306	N201	N196			TWR_RED_DIAG_T5	Column	None	A36	Typical
741	M314	N205	N208			TWR_RED_DIAG_T5	Column	None	A36	Typical
742	M323	N213	N208			TWR_RED_DIAG_T5	Column	None	A36	Typical
743	M331	N217	N220			TWR_RED_DIAG_T5	Column	None	A36	Typical
744	M340	N225	N220			TWR_RED_DIAG_T5	Column	None	A36	Typical
745	M348	N229	N188			TWR_RED_DIAG_T5	Column	None	A36	Typical
746	M370	N239	N240			TWR_RED_DIAG_T6	Column	None	A36	Typical
747	M378	N245	N248			TWR_RED_DIAG_T6	Column	None	A36	Typical
748	M387	N253	N248			TWR_RED_DIAG_T6	Column	None	A36	Typical
749	M395	N257	N260			TWR_RED_DIAG_T6	Column	None	A36	Typical
750	M404	N265	N260			TWR_RED_DIAG_T6	Column	None	A36	Typical
751	M412	N269	N272			TWR_RED_DIAG_T6	Column	None	A36	Typical
752	M421	N277	N272			TWR_RED_DIAG_T6	Column	None	A36	Typical
753	M429	N281	N240			TWR_RED_DIAG_T6	Column	None	A36	Typical
754	M451	N291	N292			TWR_RED_DIAG_T7	Column	None	A36	Typical
755	M459	N297	N300			TWR_RED_DIAG_T7	Column	None	A36	Typical
756	M468	N305	N300			TWR_RED_DIAG_T7	Column	None	A36	Typical
757	M476	N309	N312			TWR_RED_DIAG_T7	Column	None	A36	Typical
758	M485	N317	N312			TWR_RED_DIAG_T7	Column	None	A36	Typical
759	M493	N321	N324			TWR_RED_DIAG_T7	Column	None	A36	Typical
760	M502	N329	N324			TWR_RED_DIAG_T7	Column	None	A36	Typical



Company : GPD
 Designer : J. Stokes
 Job Number : 2019736.27
 Model Name : CHESHIRE SW

May 13, 2019
 7:58 PM
 Checked By: _____

Member Primary Data (Continued)

	Label	I Joint	J Joint	K Joint	Rotate(d...	Section/Shape	Type	Design List	Material	Design Rul...
761	M510	N333	N292			TWR_RED_DIAG_T7	Column	None	A36	Typical
762	M532	N343	N344			TWR_RED_DIAG_T8	Column	None	A36	Typical
763	M540	N349	N352			TWR_RED_DIAG_T8	Column	None	A36	Typical
764	M549	N357	N352			TWR_RED_DIAG_T8	Column	None	A36	Typical
765	M557	N361	N364			TWR_RED_DIAG_T8	Column	None	A36	Typical
766	M566	N369	N364			TWR_RED_DIAG_T8	Column	None	A36	Typical
767	M574	N373	N376			TWR_RED_DIAG_T8	Column	None	A36	Typical
768	M583	N381	N376			TWR_RED_DIAG_T8	Column	None	A36	Typical
769	M591	N385	N344			TWR_RED_DIAG_T8	Column	None	A36	Typical
770	M613	N395	N396			TWR_RED_DIAG_T9	Column	None	A36	Typical
771	M621	N401	N404			TWR_RED_DIAG_T9	Column	None	A36	Typical
772	M630	N409	N404			TWR_RED_DIAG_T9	Column	None	A36	Typical
773	M638	N413	N416			TWR_RED_DIAG_T9	Column	None	A36	Typical
774	M647	N421	N416			TWR_RED_DIAG_T9	Column	None	A36	Typical
775	M655	N425	N428			TWR_RED_DIAG_T9	Column	None	A36	Typical
776	M664	N433	N428			TWR_RED_DIAG_T9	Column	None	A36	Typical
777	M672	N437	N396			TWR_RED_DIAG_T9	Column	None	A36	Typical
778	M694	N447	N448		7.169	TWR_RED_DIAG_T10	Column	None	A36	Typical
779	M704	N455	N458		352.831	TWR_RED_DIAG_T10	Column	None	A36	Typical
780	M715	N465	N458		7.169	TWR_RED_DIAG_T10	Column	None	A36	Typical
781	M725	N470	N473		352.831	TWR_RED_DIAG_T10	Column	None	A36	Typical
782	M736	N480	N473		7.169	TWR_RED_DIAG_T10	Column	None	A36	Typical
783	M746	N485	N488		352.831	TWR_RED_DIAG_T10	Column	None	A36	Typical
784	M757	N495	N488		7.169	TWR_RED_DIAG_T10	Column	None	A36	Typical
785	M767	N500	N448		352.831	TWR_RED_DIAG_T10	Column	None	A36	Typical
786	M807	N465	N517			TWR_RED_HIPDIA ...	Column	None	A36	Typical
787	M808	N517	N455			TWR_RED_HIPDIA ...	Column	None	A36	Typical
788	M809	N447	N518			TWR_RED_HIPDIA ...	Column	None	A36	Typical
789	M810	N518	N500			TWR_RED_HIPDIA ...	Column	None	A36	Typical
790	M811	N495	N519			TWR_RED_HIPDIA ...	Column	None	A36	Typical
791	M812	N519	N485			TWR_RED_HIPDIA ...	Column	None	A36	Typical
792	M813	N480	N520			TWR_RED_HIPDIA ...	Column	None	A36	Typical
793	M814	N520	N470			TWR_RED_HIPDIA ...	Column	None	A36	Typical
794	M1246	N824	N836			TWR_RED_HIPDIA ...	Column	None	A36	Typical
795	M1247	N836	N825			TWR_RED_HIPDIA ...	Column	None	A36	Typical
796	M1248	N826	N837			TWR_RED_HIPDIA ...	Column	None	A36	Typical
797	M1249	N837	N827			TWR_RED_HIPDIA ...	Column	None	A36	Typical
798	M1250	N828	N838			TWR_RED_HIPDIA ...	Column	None	A36	Typical
799	M1251	N838	N829			TWR_RED_HIPDIA ...	Column	None	A36	Typical
800	M1252	N831	N839			TWR_RED_HIPDIA ...	Column	None	A36	Typical
801	M1253	N839	N830			TWR_RED_HIPDIA ...	Column	None	A36	Typical
802	M1194	N786	N798			TWR_RED_HIPDIA ...	Column	None	A36	Typical
803	M1195	N798	N787			TWR_RED_HIPDIA ...	Column	None	A36	Typical
804	M1196	N788	N799			TWR_RED_HIPDIA ...	Column	None	A36	Typical
805	M1197	N799	N789			TWR_RED_HIPDIA ...	Column	None	A36	Typical
806	M1198	N792	N800			TWR_RED_HIPDIA ...	Column	None	A36	Typical
807	M1199	N800	N793			TWR_RED_HIPDIA ...	Column	None	A36	Typical
808	M1200	N791	N801			TWR_RED_HIPDIA ...	Column	None	A36	Typical
809	M1201	N801	N790			TWR_RED_HIPDIA ...	Column	None	A36	Typical
810	M1142	N748	N760			TWR_RED_HIPDIA ...	Column	None	A36	Typical
811	M1143	N760	N749			TWR_RED_HIPDIA ...	Column	None	A36	Typical
812	M1144	N750	N761			TWR_RED_HIPDIA ...	Column	None	A36	Typical
813	M1145	N761	N751			TWR_RED_HIPDIA ...	Column	None	A36	Typical
814	M1146	N754	N762			TWR_RED_HIPDIA ...	Column	None	A36	Typical
815	M1147	N762	N755			TWR_RED_HIPDIA ...	Column	None	A36	Typical
816	M1148	N753	N763			TWR_RED_HIPDIA ...	Column	None	A36	Typical
817	M1149	N763	N752			TWR_RED_HIPDIA ...	Column	None	A36	Typical



Company : GPD
 Designer : J. Stokes
 Job Number : 2019736.27
 Model Name : CHESHIRE SW

May 13, 2019
 7:58 PM
 Checked By: _____

Member Primary Data (Continued)

	Label	I Joint	J Joint	K Joint	Rotate(d...	Section/Shape	Type	Design List	Material	Design Rul...
818	M1090	N710	N722			TWR_RED_HIPDIA ...	Column	None	A36	Typical
819	M1091	N722	N711			TWR_RED_HIPDIA ...	Column	None	A36	Typical
820	M1092	N712	N723			TWR_RED_HIPDIA ...	Column	None	A36	Typical
821	M1093	N723	N713			TWR_RED_HIPDIA ...	Column	None	A36	Typical
822	M1094	N717	N724			TWR_RED_HIPDIA ...	Column	None	A36	Typical
823	M1095	N724	N716			TWR_RED_HIPDIA ...	Column	None	A36	Typical
824	M1096	N714	N725			TWR_RED_HIPDIA ...	Column	None	A36	Typical
825	M1097	N725	N715			TWR_RED_HIPDIA ...	Column	None	A36	Typical
826	M1038	N672	N684			TWR_RED_HIPDIA ...	Column	None	A36	Typical
827	M1039	N684	N673			TWR_RED_HIPDIA ...	Column	None	A36	Typical
828	M1040	N676	N685			TWR_RED_HIPDIA ...	Column	None	A36	Typical
829	M1041	N685	N677			TWR_RED_HIPDIA ...	Column	None	A36	Typical
830	M1042	N678	N686			TWR_RED_HIPDIA ...	Column	None	A36	Typical
831	M1043	N686	N679			TWR_RED_HIPDIA ...	Column	None	A36	Typical
832	M1044	N674	N687			TWR_RED_HIPDIA ...	Column	None	A36	Typical
833	M1045	N687	N675			TWR_RED_HIPDIA ...	Column	None	A36	Typical
834	M986	N634	N646			TWR_RED_HIPDIA ...	Column	None	A36	Typical
835	M987	N646	N635			TWR_RED_HIPDIA ...	Column	None	A36	Typical
836	M988	N636	N647			TWR_RED_HIPDIA ...	Column	None	A36	Typical
837	M989	N647	N637			TWR_RED_HIPDIA ...	Column	None	A36	Typical
838	M990	N638	N648			TWR_RED_HIPDIA ...	Column	None	A36	Typical
839	M991	N648	N639			TWR_RED_HIPDIA ...	Column	None	A36	Typical
840	M992	N640	N649			TWR_RED_HIPDIA ...	Column	None	A36	Typical
841	M993	N649	N641			TWR_RED_HIPDIA ...	Column	None	A36	Typical
842	M934	N596	N608			TWR_RED_HIPDIA ...	Column	None	A36	Typical
843	M935	N608	N597			TWR_RED_HIPDIA ...	Column	None	A36	Typical
844	M936	N603	N609			TWR_RED_HIPDIA ...	Column	None	A36	Typical
845	M937	N609	N602			TWR_RED_HIPDIA ...	Column	None	A36	Typical
846	M938	N600	N610			TWR_RED_HIPDIA ...	Column	None	A36	Typical
847	M939	N610	N601			TWR_RED_HIPDIA ...	Column	None	A36	Typical
848	M940	N599	N611			TWR_RED_HIPDIA ...	Column	None	A36	Typical
849	M941	N611	N598			TWR_RED_HIPDIA ...	Column	None	A36	Typical
850	M815	N467	N521			TWR_RED_HIPDIA ...	Column	None	A36	Typical
851	M816	N521	N459			TWR_RED_HIPDIA ...	Column	None	A36	Typical
852	M817	N451	N522			TWR_RED_HIPDIA ...	Column	None	A36	Typical
853	M818	N522	N502			TWR_RED_HIPDIA ...	Column	None	A36	Typical
854	M819	N497	N523			TWR_RED_HIPDIA ...	Column	None	A36	Typical
855	M820	N523	N489			TWR_RED_HIPDIA ...	Column	None	A36	Typical
856	M821	N482	N524			TWR_RED_HIPDIA ...	Column	None	A36	Typical
857	M822	N524	N474			TWR_RED_HIPDIA ...	Column	None	A36	Typical
858	M1238	N816	N832			TWR_RED_HIPDIA ...	Column	None	A36	Typical
859	M1239	N832	N817			TWR_RED_HIPDIA ...	Column	None	A36	Typical
860	M1240	N818	N833			TWR_RED_HIPDIA ...	Column	None	A36	Typical
861	M1241	N833	N819			TWR_RED_HIPDIA ...	Column	None	A36	Typical
862	M1242	N820	N834			TWR_RED_HIPDIA ...	Column	None	A36	Typical
863	M1243	N834	N821			TWR_RED_HIPDIA ...	Column	None	A36	Typical
864	M1244	N823	N835			TWR_RED_HIPDIA ...	Column	None	A36	Typical
865	M1245	N835	N822			TWR_RED_HIPDIA ...	Column	None	A36	Typical
866	M1186	N780	N794			TWR_RED_HIPDIA ...	Column	None	A36	Typical
867	M1187	N794	N781			TWR_RED_HIPDIA ...	Column	None	A36	Typical
868	M1188	N782	N795			TWR_RED_HIPDIA ...	Column	None	A36	Typical
869	M1189	N795	N783			TWR_RED_HIPDIA ...	Column	None	A36	Typical
870	M1190	N778	N796			TWR_RED_HIPDIA ...	Column	None	A36	Typical
871	M1191	N796	N779			TWR_RED_HIPDIA ...	Column	None	A36	Typical
872	M1192	N784	N797			TWR_RED_HIPDIA ...	Column	None	A36	Typical
873	M1193	N797	N785			TWR_RED_HIPDIA ...	Column	None	A36	Typical
874	M1134	N742	N756			TWR_RED_HIPDIA ...	Column	None	A36	Typical

Member Primary Data (Continued)

	Label	I Joint	J Joint	K Joint	Rotate(d...	Section/Shape	Type	Design List	Material	Design Rul...
875	M1135	N756	N743			TWR_RED_HIPDIA ...	Column	None	A36	Typical
876	M1136	N740	N757			TWR_RED_HIPDIA ...	Column	None	A36	Typical
877	M1137	N757	N741			TWR_RED_HIPDIA ...	Column	None	A36	Typical
878	M1138	N746	N758			TWR_RED_HIPDIA ...	Column	None	A36	Typical
879	M1139	N758	N747			TWR_RED_HIPDIA ...	Column	None	A36	Typical
880	M1140	N744	N759			TWR_RED_HIPDIA ...	Column	None	A36	Typical
881	M1141	N759	N745			TWR_RED_HIPDIA ...	Column	None	A36	Typical
882	M1082	N702	N718			TWR_RED_HIPDIA ...	Column	None	A36	Typical
883	M1083	N718	N703			TWR_RED_HIPDIA ...	Column	None	A36	Typical
884	M1084	N704	N719			TWR_RED_HIPDIA ...	Column	None	A36	Typical
885	M1085	N719	N705			TWR_RED_HIPDIA ...	Column	None	A36	Typical
886	M1086	N706	N720			TWR_RED_HIPDIA ...	Column	None	A36	Typical
887	M1087	N720	N707			TWR_RED_HIPDIA ...	Column	None	A36	Typical
888	M1088	N708	N721			TWR_RED_HIPDIA ...	Column	None	A36	Typical
889	M1089	N721	N709			TWR_RED_HIPDIA ...	Column	None	A36	Typical
890	M1030	N664	N680			TWR_RED_HIPDIA ...	Column	None	A36	Typical
891	M1031	N680	N665			TWR_RED_HIPDIA ...	Column	None	A36	Typical
892	M1032	N666	N681			TWR_RED_HIPDIA ...	Column	None	A36	Typical
893	M1033	N681	N667			TWR_RED_HIPDIA ...	Column	None	A36	Typical
894	M1034	N668	N682			TWR_RED_HIPDIA ...	Column	None	A36	Typical
895	M1035	N682	N669			TWR_RED_HIPDIA ...	Column	None	A36	Typical
896	M1036	N671	N683			TWR_RED_HIPDIA ...	Column	None	A36	Typical
897	M1037	N683	N670			TWR_RED_HIPDIA ...	Column	None	A36	Typical
898	M978	N626	N642			TWR_RED_HIPDIA ...	Column	None	A36	Typical
899	M979	N642	N627			TWR_RED_HIPDIA ...	Column	None	A36	Typical
900	M980	N628	N643			TWR_RED_HIPDIA ...	Column	None	A36	Typical
901	M981	N643	N629			TWR_RED_HIPDIA ...	Column	None	A36	Typical
902	M982	N632	N644			TWR_RED_HIPDIA ...	Column	None	A36	Typical
903	M983	N644	N633			TWR_RED_HIPDIA ...	Column	None	A36	Typical
904	M984	N630	N645			TWR_RED_HIPDIA ...	Column	None	A36	Typical
905	M985	N645	N631			TWR_RED_HIPDIA ...	Column	None	A36	Typical
906	M926	N588	N604			TWR_RED_HIPDIA ...	Column	None	A36	Typical
907	M927	N604	N589			TWR_RED_HIPDIA ...	Column	None	A36	Typical
908	M928	N590	N605			TWR_RED_HIPDIA ...	Column	None	A36	Typical
909	M929	N605	N591			TWR_RED_HIPDIA ...	Column	None	A36	Typical
910	M930	N592	N606			TWR_RED_HIPDIA ...	Column	None	A36	Typical
911	M931	N606	N593			TWR_RED_HIPDIA ...	Column	None	A36	Typical
912	M932	N594	N607			TWR_RED_HIPDIA ...	Column	None	A36	Typical
913	M933	N607	N595			TWR_RED_HIPDIA ...	Column	None	A36	Typical
914	M874	N550	N566			TWR_RED_HIPDIA ...	Column	None	A36	Typical
915	M875	N566	N551			TWR_RED_HIPDIA ...	Column	None	A36	Typical
916	M876	N557	N567			TWR_RED_HIPDIA ...	Column	None	A36	Typical
917	M877	N567	N556			TWR_RED_HIPDIA ...	Column	None	A36	Typical
918	M878	N554	N568			TWR_RED_HIPDIA ...	Column	None	A36	Typical
919	M879	N568	N555			TWR_RED_HIPDIA ...	Column	None	A36	Typical
920	M880	N552	N569			TWR_RED_HIPDIA ...	Column	None	A36	Typical
921	M881	N569	N553			TWR_RED_HIPDIA ...	Column	None	A36	Typical
922	M799	N480	N470			TWR_RED_HIP_1 T...	Column	None	A36	Typical
923	M800	N465	N455			TWR_RED_HIP_1 T...	Column	None	A36	Typical
924	M801	N485	N495			TWR_RED_HIP_1 T...	Column	None	A36	Typical
925	M806	N447	N500			TWR_RED_HIP_1 T...	Column	None	A36	Typical
926	M1234	N824	N825			TWR_RED_HIP_2 T2	Column	None	A36	Typical
927	M1235	N826	N827			TWR_RED_HIP_2 T2	Column	None	A36	Typical
928	M1236	N828	N829			TWR_RED_HIP_2 T2	Column	None	A36	Typical
929	M1237	N830	N831			TWR_RED_HIP_2 T2	Column	None	A36	Typical
930	M1182	N786	N787			TWR_RED_HIP_2 T3	Column	None	A36	Typical
931	M1183	N788	N789			TWR_RED_HIP_2 T3	Column	None	A36	Typical

Member Primary Data (Continued)

	Label	I Joint	J Joint	K Joint	Rotate(d...	Section/Shape	Type	Design List	Material	Design Rul...
932	M1184	N790	N791			TWR RED HIP 2 T3	Column	None	A36	Typical
933	M1185	N792	N793			TWR RED HIP 2 T3	Column	None	A36	Typical
934	M1130	N748	N749			TWR RED HIP 2 T4	Column	None	A36	Typical
935	M1131	N750	N751			TWR RED HIP 2 T4	Column	None	A36	Typical
936	M1132	N752	N753			TWR RED HIP 2 T4	Column	None	A36	Typical
937	M1133	N754	N755			TWR RED HIP 2 T4	Column	None	A36	Typical
938	M1078	N710	N711			TWR RED HIP 2 T5	Column	None	A36	Typical
939	M1079	N712	N713			TWR RED HIP 2 T5	Column	None	A36	Typical
940	M1080	N714	N715			TWR RED HIP 2 T5	Column	None	A36	Typical
941	M1081	N716	N717			TWR RED HIP 2 T5	Column	None	A36	Typical
942	M1026	N672	N673			TWR RED HIP 2 T6	Column	None	A36	Typical
943	M1027	N674	N675			TWR RED HIP 2 T6	Column	None	A36	Typical
944	M1028	N676	N677			TWR RED HIP 2 T6	Column	None	A36	Typical
945	M1029	N678	N679			TWR RED HIP 2 T6	Column	None	A36	Typical
946	M974	N634	N635			TWR RED HIP 2 T7	Column	None	A36	Typical
947	M975	N636	N637			TWR RED HIP 2 T7	Column	None	A36	Typical
948	M976	N638	N639			TWR RED HIP 2 T7	Column	None	A36	Typical
949	M977	N640	N641			TWR RED HIP 2 T7	Column	None	A36	Typical
950	M922	N596	N597			TWR RED HIP 2 T8	Column	None	A36	Typical
951	M923	N598	N599			TWR RED HIP 2 T8	Column	None	A36	Typical
952	M924	N600	N601			TWR RED HIP 2 T8	Column	None	A36	Typical
953	M925	N602	N603			TWR RED HIP 2 T8	Column	None	A36	Typical
954	M870	N558	N559			TWR RED HIP 2 T9	Column	None	A36	Typical
955	M871	N560	N561			TWR RED HIP 2 T9	Column	None	A36	Typical
956	M872	N562	N563			TWR RED HIP 2 T9	Column	None	A36	Typical
957	M873	N564	N565			TWR RED HIP 2 T9	Column	None	A36	Typical
958	M802	N482	N474			TWR RED HIP 3 T...	Column	None	A36	Typical
959	M803	N467	N459			TWR RED HIP 3 T...	Column	None	A36	Typical
960	M804	N489	N497			TWR RED HIP 3 T...	Column	None	A36	Typical
961	M805	N502	N451			TWR RED HIP 3 T...	Column	None	A36	Typical
962	M1230	N816	N817			TWR RED HIP T2	Column	None	A36	Typical
963	M1231	N818	N819			TWR RED HIP T2	Column	None	A36	Typical
964	M1232	N820	N821			TWR RED HIP T2	Column	None	A36	Typical
965	M1233	N822	N823			TWR RED HIP T2	Column	None	A36	Typical
966	M1178	N778	N779			TWR RED HIP T3	Column	None	A36	Typical
967	M1179	N780	N781			TWR RED HIP T3	Column	None	A36	Typical
968	M1180	N782	N783			TWR RED HIP T3	Column	None	A36	Typical
969	M1181	N784	N785			TWR RED HIP T3	Column	None	A36	Typical
970	M1126	N740	N741			TWR RED HIP T4	Column	None	A36	Typical
971	M1127	N742	N743			TWR RED HIP T4	Column	None	A36	Typical
972	M1128	N744	N745			TWR RED HIP T4	Column	None	A36	Typical
973	M1129	N746	N747			TWR RED HIP T4	Column	None	A36	Typical
974	M1074	N702	N703			TWR RED HIP T5	Column	None	A36	Typical
975	M1075	N704	N705			TWR RED HIP T5	Column	None	A36	Typical
976	M1076	N706	N707			TWR RED HIP T5	Column	None	A36	Typical
977	M1077	N708	N709			TWR RED HIP T5	Column	None	A36	Typical
978	M1022	N664	N665			TWR RED HIP T6	Column	None	A36	Typical
979	M1023	N666	N667			TWR RED HIP T6	Column	None	A36	Typical
980	M1024	N668	N669			TWR RED HIP T6	Column	None	A36	Typical
981	M1025	N670	N671			TWR RED HIP T6	Column	None	A36	Typical
982	M970	N626	N627			TWR RED HIP T7	Column	None	A36	Typical
983	M971	N628	N629			TWR RED HIP T7	Column	None	A36	Typical
984	M972	N630	N631			TWR RED HIP T7	Column	None	A36	Typical
985	M973	N632	N633			TWR RED HIP T7	Column	None	A36	Typical
986	M918	N588	N589			TWR RED HIP T8	Column	None	A36	Typical
987	M919	N590	N591			TWR RED HIP T8	Column	None	A36	Typical
988	M920	N592	N593			TWR RED HIP T8	Column	None	A36	Typical

Member Primary Data (Continued)

	Label	I Joint	J Joint	K Joint	Rotate(d...	Section/Shape	Type	Design List	Material	Design Rul...
989	M921	N594	N595			TWR_RED_HIP_T8	Column	None	A36	Typical
990	M866	N550	N551			TWR_RED_HIP_T9	Column	None	A36	Typical
991	M867	N552	N553			TWR_RED_HIP_T9	Column	None	A36	Typical
992	M868	N554	N555			TWR_RED_HIP_T9	Column	None	A36	Typical
993	M869	N556	N557			TWR_RED_HIP_T9	Column	None	A36	Typical
994	M783	N510	N514			TWR_RED_HORZ_0...	Column	None	A36	Typical
995	M784	N514	N506			TWR_RED_HORZ_0...	Column	None	A36	Typical
996	M785	N512	N516			TWR_RED_HORZ_0...	Column	None	A36	Typical
997	M786	N516	N508			TWR_RED_HORZ_0...	Column	None	A36	Typical
998	M787	N507	N515			TWR_RED_HORZ_0...	Column	None	A36	Typical
999	M788	N515	N511			TWR_RED_HORZ_0...	Column	None	A36	Typical
1000	M789	N505	N513			TWR_RED_HORZ_0...	Column	None	A36	Typical
1001	M790	N513	N509			TWR_RED_HORZ_0...	Column	None	A36	Typical
1002	M1262	N23	N24			TWR_RED_HORZ_2...	Beam	None	A36	Typical
1003	M1263	N19	N20			TWR_RED_HORZ_2...	Beam	None	A36	Typical
1004	M1264	N15	N16			TWR_RED_HORZ_2...	Beam	None	A36	Typical
1005	M1265	N27	N28			TWR_RED_HORZ_2...	Beam	None	A36	Typical
1006	M53	N35	N36			TWR_RED_HORZ_2...	Beam	None	A36	Typical
1007	M61	N42	N43			TWR_RED_HORZ_2...	Beam	None	A36	Typical
1008	M69	N43	N48			TWR_RED_HORZ_2...	Beam	None	A36	Typical
1009	M77	N53	N54			TWR_RED_HORZ_2...	Beam	None	A36	Typical
1010	M85	N54	N59			TWR_RED_HORZ_2...	Beam	None	A36	Typical
1011	M93	N64	N65			TWR_RED_HORZ_2...	Beam	None	A36	Typical
1012	M101	N65	N70			TWR_RED_HORZ_2...	Beam	None	A36	Typical
1013	M109	N74	N35			TWR_RED_HORZ_2...	Beam	None	A36	Typical
1014	M126	N84	N85			TWR_RED_HORZ_2...	Beam	None	A36	Typical
1015	M134	N91	N92			TWR_RED_HORZ_2...	Beam	None	A36	Typical
1016	M143	N92	N98			TWR_RED_HORZ_2...	Beam	None	A36	Typical
1017	M151	N103	N104			TWR_RED_HORZ_2...	Beam	None	A36	Typical
1018	M160	N104	N110			TWR_RED_HORZ_2...	Beam	None	A36	Typical
1019	M168	N115	N116			TWR_RED_HORZ_2...	Beam	None	A36	Typical
1020	M177	N116	N122			TWR_RED_HORZ_2...	Beam	None	A36	Typical
1021	M185	N126	N84			TWR_RED_HORZ_2...	Beam	None	A36	Typical
1022	M207	N136	N137			TWR_RED_HORZ_2...	Beam	None	A36	Typical
1023	M215	N143	N144			TWR_RED_HORZ_2...	Beam	None	A36	Typical
1024	M224	N144	N150			TWR_RED_HORZ_2...	Beam	None	A36	Typical
1025	M232	N155	N156			TWR_RED_HORZ_2...	Beam	None	A36	Typical
1026	M241	N156	N162			TWR_RED_HORZ_2...	Beam	None	A36	Typical
1027	M249	N167	N168			TWR_RED_HORZ_2...	Beam	None	A36	Typical
1028	M258	N168	N174			TWR_RED_HORZ_2...	Beam	None	A36	Typical
1029	M266	N178	N136			TWR_RED_HORZ_2...	Beam	None	A36	Typical
1030	M288	N188	N189			TWR_RED_HORZ_2...	Beam	None	A36	Typical
1031	M296	N195	N196			TWR_RED_HORZ_2...	Beam	None	A36	Typical
1032	M305	N196	N202			TWR_RED_HORZ_2...	Beam	None	A36	Typical
1033	M313	N207	N208			TWR_RED_HORZ_2...	Beam	None	A36	Typical
1034	M322	N208	N214			TWR_RED_HORZ_2...	Beam	None	A36	Typical
1035	M330	N219	N220			TWR_RED_HORZ_2...	Beam	None	A36	Typical
1036	M339	N220	N226			TWR_RED_HORZ_2...	Beam	None	A36	Typical
1037	M347	N230	N188			TWR_RED_HORZ_2...	Beam	None	A36	Typical
1038	M369	N240	N241			TWR_RED_HORZ_2...	Beam	None	A36	Typical
1039	M377	N247	N248			TWR_RED_HORZ_2...	Beam	None	A36	Typical
1040	M386	N248	N254			TWR_RED_HORZ_2...	Beam	None	A36	Typical
1041	M394	N259	N260			TWR_RED_HORZ_2...	Beam	None	A36	Typical
1042	M403	N260	N266			TWR_RED_HORZ_2...	Beam	None	A36	Typical
1043	M411	N271	N272			TWR_RED_HORZ_2...	Beam	None	A36	Typical
1044	M420	N272	N278			TWR_RED_HORZ_2...	Beam	None	A36	Typical
1045	M428	N282	N240			TWR_RED_HORZ_2...	Beam	None	A36	Typical



Company : GPD
 Designer : J. Stokes
 Job Number : 2019736.27
 Model Name : CHESHIRE SW

May 13, 2019
 7:58 PM
 Checked By: _____

Member Primary Data (Continued)

	Label	I Joint	J Joint	K Joint	Rotate(d...	Section/Shape	Type	Design List	Material	Design Rul...
1046	M450	N292	N293			TWR_RED_HORZ 2...	Beam	None	A36	Typical
1047	M458	N299	N300			TWR_RED_HORZ 2...	Beam	None	A36	Typical
1048	M467	N300	N306			TWR_RED_HORZ 2...	Beam	None	A36	Typical
1049	M475	N311	N312			TWR_RED_HORZ 2...	Beam	None	A36	Typical
1050	M484	N312	N318			TWR_RED_HORZ 2...	Beam	None	A36	Typical
1051	M492	N323	N324			TWR_RED_HORZ 2...	Beam	None	A36	Typical
1052	M501	N324	N330			TWR_RED_HORZ 2...	Beam	None	A36	Typical
1053	M509	N334	N292			TWR_RED_HORZ 2...	Beam	None	A36	Typical
1054	M531	N344	N345			TWR_RED_HORZ 2...	Beam	None	A36	Typical
1055	M539	N351	N352			TWR_RED_HORZ 2...	Beam	None	A36	Typical
1056	M548	N352	N358			TWR_RED_HORZ 2...	Beam	None	A36	Typical
1057	M556	N363	N364			TWR_RED_HORZ 2...	Beam	None	A36	Typical
1058	M565	N364	N370			TWR_RED_HORZ 2...	Beam	None	A36	Typical
1059	M573	N375	N376			TWR_RED_HORZ 2...	Beam	None	A36	Typical
1060	M582	N376	N382			TWR_RED_HORZ 2...	Beam	None	A36	Typical
1061	M590	N386	N344			TWR_RED_HORZ 2...	Beam	None	A36	Typical
1062	M612	N396	N397			TWR_RED_HORZ 2...	Beam	None	A36	Typical
1063	M620	N403	N404			TWR_RED_HORZ 2...	Beam	None	A36	Typical
1064	M629	N404	N410			TWR_RED_HORZ 2...	Beam	None	A36	Typical
1065	M637	N415	N416			TWR_RED_HORZ 2...	Beam	None	A36	Typical
1066	M646	N416	N422			TWR_RED_HORZ 2...	Beam	None	A36	Typical
1067	M654	N427	N428			TWR_RED_HORZ 2...	Beam	None	A36	Typical
1068	M663	N428	N434			TWR_RED_HORZ 2...	Beam	None	A36	Typical
1069	M671	N438	N396			TWR_RED_HORZ 2...	Beam	None	A36	Typical
1070	M693	N448	N449		357.328	TWR_RED_HORZ 2...	Beam	None	A36	Typical
1071	M703	N457	N458		357.328	TWR_RED_HORZ 2...	Beam	None	A36	Typical
1072	M714	N458	N466		357.328	TWR_RED_HORZ 2...	Beam	None	A36	Typical
1073	M724	N472	N473		357.328	TWR_RED_HORZ 2...	Beam	None	A36	Typical
1074	M735	N473	N481		357.328	TWR_RED_HORZ 2...	Beam	None	A36	Typical
1075	M745	N487	N488		357.328	TWR_RED_HORZ 2...	Beam	None	A36	Typical
1076	M756	N488	N496		357.328	TWR_RED_HORZ 2...	Beam	None	A36	Typical
1077	M766	N501	N448		357.328	TWR_RED_HORZ 2...	Beam	None	A36	Typical
1078	M1290	N848	N849			TWR_RED_HORZ 3...	Beam	None	A36	Typical
1079	M1291	N850	N851			TWR_RED_HORZ 3...	Beam	None	A36	Typical
1080	M1292	N852	N853			TWR_RED_HORZ 3...	Beam	None	A36	Typical
1081	M1293	N854	N855			TWR_RED_HORZ 3...	Beam	None	A36	Typical
1082	M1294	N856	N857			TWR_RED_HORZ 3...	Beam	None	A36	Typical
1083	M1295	N858	N859			TWR_RED_HORZ 3...	Beam	None	A36	Typical
1084	M1296	N860	N861			TWR_RED_HORZ 3...	Beam	None	A36	Typical
1085	M1297	N862	N863			TWR_RED_HORZ 3...	Beam	None	A36	Typical
1086	M55	N37	N38			TWR_RED_HORZ 3...	Beam	None	A36	Typical
1087	M63	N44	N45			TWR_RED_HORZ 3...	Beam	None	A36	Typical
1088	M71	N45	N49			TWR_RED_HORZ 3...	Beam	None	A36	Typical
1089	M79	N55	N56			TWR_RED_HORZ 3...	Beam	None	A36	Typical
1090	M87	N56	N60			TWR_RED_HORZ 3...	Beam	None	A36	Typical
1091	M95	N66	N67			TWR_RED_HORZ 3...	Beam	None	A36	Typical
1092	M103	N67	N71			TWR_RED_HORZ 3...	Beam	None	A36	Typical
1093	M111	N75	N37			TWR_RED_HORZ 3...	Beam	None	A36	Typical
1094	M128	N86	N87			TWR_RED_HORZ 3...	Beam	None	A36	Typical
1095	M136	N93	N94			TWR_RED_HORZ 3...	Beam	None	A36	Typical
1096	M145	N94	N99			TWR_RED_HORZ 3...	Beam	None	A36	Typical
1097	M153	N105	N106			TWR_RED_HORZ 3...	Beam	None	A36	Typical
1098	M162	N106	N111			TWR_RED_HORZ 3...	Beam	None	A36	Typical
1099	M170	N117	N118			TWR_RED_HORZ 3...	Beam	None	A36	Typical
1100	M179	N118	N123			TWR_RED_HORZ 3...	Beam	None	A36	Typical
1101	M187	N127	N86			TWR_RED_HORZ 3...	Beam	None	A36	Typical
1102	M209	N138	N139			TWR_RED_HORZ 3...	Beam	None	A36	Typical



Company : GPD
 Designer : J. Stokes
 Job Number : 2019736.27
 Model Name : CHESHIRE SW

May 13, 2019
 7:58 PM
 Checked By: _____

Member Primary Data (Continued)

	Label	I Joint	J Joint	K Joint	Rotate(d...	Section/Shape	Type	Design List	Material	Design Rul...
1103	M217	N145	N146			TWR_RED_HORZ_3...	Beam	None	A36	Typical
1104	M226	N146	N151			TWR_RED_HORZ_3...	Beam	None	A36	Typical
1105	M234	N157	N158			TWR_RED_HORZ_3...	Beam	None	A36	Typical
1106	M243	N158	N163			TWR_RED_HORZ_3...	Beam	None	A36	Typical
1107	M251	N169	N170			TWR_RED_HORZ_3...	Beam	None	A36	Typical
1108	M260	N170	N175			TWR_RED_HORZ_3...	Beam	None	A36	Typical
1109	M268	N179	N138			TWR_RED_HORZ_3...	Beam	None	A36	Typical
1110	M290	N190	N191			TWR_RED_HORZ_3...	Beam	None	A36	Typical
1111	M298	N197	N198			TWR_RED_HORZ_3...	Beam	None	A36	Typical
1112	M307	N198	N203			TWR_RED_HORZ_3...	Beam	None	A36	Typical
1113	M315	N209	N210			TWR_RED_HORZ_3...	Beam	None	A36	Typical
1114	M324	N210	N215			TWR_RED_HORZ_3...	Beam	None	A36	Typical
1115	M332	N221	N222			TWR_RED_HORZ_3...	Beam	None	A36	Typical
1116	M341	N222	N227			TWR_RED_HORZ_3...	Beam	None	A36	Typical
1117	M349	N231	N190			TWR_RED_HORZ_3...	Beam	None	A36	Typical
1118	M371	N242	N243			TWR_RED_HORZ_3...	Beam	None	A36	Typical
1119	M379	N249	N250			TWR_RED_HORZ_3...	Beam	None	A36	Typical
1120	M388	N250	N255			TWR_RED_HORZ_3...	Beam	None	A36	Typical
1121	M396	N261	N262			TWR_RED_HORZ_3...	Beam	None	A36	Typical
1122	M405	N262	N267			TWR_RED_HORZ_3...	Beam	None	A36	Typical
1123	M413	N273	N274			TWR_RED_HORZ_3...	Beam	None	A36	Typical
1124	M422	N274	N279			TWR_RED_HORZ_3...	Beam	None	A36	Typical
1125	M430	N283	N242			TWR_RED_HORZ_3...	Beam	None	A36	Typical
1126	M452	N294	N295			TWR_RED_HORZ_3...	Beam	None	A36	Typical
1127	M460	N301	N302			TWR_RED_HORZ_3...	Beam	None	A36	Typical
1128	M469	N302	N307			TWR_RED_HORZ_3...	Beam	None	A36	Typical
1129	M477	N313	N314			TWR_RED_HORZ_3...	Beam	None	A36	Typical
1130	M486	N314	N319			TWR_RED_HORZ_3...	Beam	None	A36	Typical
1131	M494	N325	N326			TWR_RED_HORZ_3...	Beam	None	A36	Typical
1132	M503	N326	N331			TWR_RED_HORZ_3...	Beam	None	A36	Typical
1133	M511	N335	N294			TWR_RED_HORZ_3...	Beam	None	A36	Typical
1134	M533	N346	N347			TWR_RED_HORZ_3...	Beam	None	A36	Typical
1135	M541	N353	N354			TWR_RED_HORZ_3...	Beam	None	A36	Typical
1136	M550	N354	N359			TWR_RED_HORZ_3...	Beam	None	A36	Typical
1137	M558	N365	N366			TWR_RED_HORZ_3...	Beam	None	A36	Typical
1138	M567	N366	N371			TWR_RED_HORZ_3...	Beam	None	A36	Typical
1139	M575	N377	N378			TWR_RED_HORZ_3...	Beam	None	A36	Typical
1140	M584	N378	N383			TWR_RED_HORZ_3...	Beam	None	A36	Typical
1141	M592	N387	N346			TWR_RED_HORZ_3...	Beam	None	A36	Typical
1142	M614	N398	N399			TWR_RED_HORZ_3...	Beam	None	A36	Typical
1143	M622	N405	N406			TWR_RED_HORZ_3...	Beam	None	A36	Typical
1144	M631	N406	N411			TWR_RED_HORZ_3...	Beam	None	A36	Typical
1145	M639	N417	N418			TWR_RED_HORZ_3...	Beam	None	A36	Typical
1146	M648	N418	N423			TWR_RED_HORZ_3...	Beam	None	A36	Typical
1147	M656	N429	N430			TWR_RED_HORZ_3...	Beam	None	A36	Typical
1148	M665	N430	N435			TWR_RED_HORZ_3...	Beam	None	A36	Typical
1149	M673	N439	N398			TWR_RED_HORZ_3...	Beam	None	A36	Typical
1150	M695	N450	N451		357.328	TWR_RED_HORZ_3...	Beam	None	A36	Typical
1151	M705	N459	N460		357.328	TWR_RED_HORZ_3...	Beam	None	A36	Typical
1152	M716	N460	N467		357.328	TWR_RED_HORZ_3...	Beam	None	A36	Typical
1153	M726	N474	N475		357.328	TWR_RED_HORZ_3...	Beam	None	A36	Typical
1154	M737	N475	N482		357.328	TWR_RED_HORZ_3...	Beam	None	A36	Typical
1155	M747	N489	N490		357.328	TWR_RED_HORZ_3...	Beam	None	A36	Typical
1156	M758	N490	N497		357.328	TWR_RED_HORZ_3...	Beam	None	A36	Typical
1157	M768	N502	N450		357.328	TWR_RED_HORZ_3...	Beam	None	A36	Typical
1158	M1298	N851	N864			TWR_RED_HORZ_4...	Beam	None	A36	Typical
1159	M1299	N864	N863			TWR_RED_HORZ_4...	Beam	None	A36	Typical

Member Primary Data (Continued)

	Label	I Joint	J Joint	K Joint	Rotate(d...	Section/Shape	Type	Design List	Material	Design Rul...
1160	M1300	N860	N865			TWR_RED_HORZ_4...	Beam	None	A36	Typical
1161	M1301	N865	N859			TWR_RED_HORZ_4...	Beam	None	A36	Typical
1162	M1302	N848	N866			TWR_RED_HORZ_4...	Beam	None	A36	Typical
1163	M1303	N866	N852			TWR_RED_HORZ_4...	Beam	None	A36	Typical
1164	M1304	N855	N867			TWR_RED_HORZ_4...	Beam	None	A36	Typical
1165	M1305	N867	N856			TWR_RED_HORZ_4...	Beam	None	A36	Typical
1166	M1306	N853	N854			TWR_RED_HORZ_4...	Beam	None	A36	Typical
1167	M1307	N849	N850			TWR_RED_HORZ_4...	Beam	None	A36	Typical
1168	M1308	N862	N861			TWR_RED_HORZ_4...	Beam	None	A36	Typical
1169	M1309	N858	N857			TWR_RED_HORZ_4...	Beam	None	A36	Typical
1170	M697	N452	N453		357.328	TWR_RED_HORZ_4...	Beam	None	A36	Typical
1171	M707	N461	N462		357.328	TWR_RED_HORZ_4...	Beam	None	A36	Typical
1172	M718	N462	N468		357.328	TWR_RED_HORZ_4...	Beam	None	A36	Typical
1173	M728	N476	N477		357.328	TWR_RED_HORZ_4...	Beam	None	A36	Typical
1174	M739	N477	N483		357.328	TWR_RED_HORZ_4...	Beam	None	A36	Typical
1175	M749	N491	N492		357.328	TWR_RED_HORZ_4...	Beam	None	A36	Typical
1176	M760	N492	N498		357.328	TWR_RED_HORZ_4...	Beam	None	A36	Typical
1177	M770	N503	N452		357.328	TWR_RED_HORZ_4...	Beam	None	A36	Typical
1178	M16	N14	N15			TWR_RED_HORZ_T1	Beam	None	A36	Typical
1179	M19	N16	N17			TWR_RED_HORZ_T1	Beam	None	A36	Typical
1180	M23	N17	N19			TWR_RED_HORZ_T1	Beam	None	A36	Typical
1181	M26	N20	N21			TWR_RED_HORZ_T1	Beam	None	A36	Typical
1182	M30	N21	N23			TWR_RED_HORZ_T1	Beam	None	A36	Typical
1183	M33	N24	N25			TWR_RED_HORZ_T1	Beam	None	A36	Typical
1184	M37	N25	N27			TWR_RED_HORZ_T1	Beam	None	A36	Typical
1185	M40	N28	N14			TWR_RED_HORZ_T1	Beam	None	A36	Typical
1186	M52	N33	N34			TWR_RED_HORZ_T2	Beam	None	A36	Typical
1187	M60	N40	N41			TWR_RED_HORZ_T2	Beam	None	A36	Typical
1188	M68	N41	N47			TWR_RED_HORZ_T2	Beam	None	A36	Typical
1189	M76	N51	N52			TWR_RED_HORZ_T2	Beam	None	A36	Typical
1190	M84	N52	N58			TWR_RED_HORZ_T2	Beam	None	A36	Typical
1191	M92	N62	N63			TWR_RED_HORZ_T2	Beam	None	A36	Typical
1192	M100	N63	N69			TWR_RED_HORZ_T2	Beam	None	A36	Typical
1193	M108	N73	N33			TWR_RED_HORZ_T2	Beam	None	A36	Typical
1194	M125	N82	N83			TWR_RED_HORZ_T3	Beam	None	A36	Typical
1195	M133	N89	N90			TWR_RED_HORZ_T3	Beam	None	A36	Typical
1196	M142	N90	N97			TWR_RED_HORZ_T3	Beam	None	A36	Typical
1197	M150	N101	N102			TWR_RED_HORZ_T3	Beam	None	A36	Typical
1198	M159	N102	N109			TWR_RED_HORZ_T3	Beam	None	A36	Typical
1199	M167	N113	N114			TWR_RED_HORZ_T3	Beam	None	A36	Typical
1200	M176	N114	N121			TWR_RED_HORZ_T3	Beam	None	A36	Typical
1201	M184	N125	N82			TWR_RED_HORZ_T3	Beam	None	A36	Typical
1202	M206	N134	N135			TWR_RED_HORZ_T4	Beam	None	A36	Typical
1203	M214	N141	N142			TWR_RED_HORZ_T4	Beam	None	A36	Typical
1204	M223	N142	N149			TWR_RED_HORZ_T4	Beam	None	A36	Typical
1205	M231	N153	N154			TWR_RED_HORZ_T4	Beam	None	A36	Typical
1206	M240	N154	N161			TWR_RED_HORZ_T4	Beam	None	A36	Typical
1207	M248	N165	N166			TWR_RED_HORZ_T4	Beam	None	A36	Typical
1208	M257	N166	N173			TWR_RED_HORZ_T4	Beam	None	A36	Typical
1209	M265	N177	N134			TWR_RED_HORZ_T4	Beam	None	A36	Typical
1210	M287	N186	N187			TWR_RED_HORZ_T5	Beam	None	A36	Typical
1211	M295	N193	N194			TWR_RED_HORZ_T5	Beam	None	A36	Typical
1212	M304	N194	N201			TWR_RED_HORZ_T5	Beam	None	A36	Typical
1213	M312	N205	N206			TWR_RED_HORZ_T5	Beam	None	A36	Typical
1214	M321	N206	N213			TWR_RED_HORZ_T5	Beam	None	A36	Typical
1215	M329	N217	N218			TWR_RED_HORZ_T5	Beam	None	A36	Typical
1216	M338	N218	N225			TWR_RED_HORZ_T5	Beam	None	A36	Typical



Company : GPD
 Designer : J. Stokes
 Job Number : 2019736.27
 Model Name : CHESHIRE SW

May 13, 2019
 7:58 PM
 Checked By: _____

Member Primary Data (Continued)

	Label	I Joint	J Joint	K Joint	Rotate(d...	Section/Shape	Type	Design List	Material	Design Rul...
1217	M346	N229	N186			TWR_RED_HORZ_T5	Beam	None	A36	Typical
1218	M368	N238	N239			TWR_RED_HORZ_T6	Beam	None	A36	Typical
1219	M376	N245	N246			TWR_RED_HORZ_T6	Beam	None	A36	Typical
1220	M385	N246	N253			TWR_RED_HORZ_T6	Beam	None	A36	Typical
1221	M393	N257	N258			TWR_RED_HORZ_T6	Beam	None	A36	Typical
1222	M402	N258	N265			TWR_RED_HORZ_T6	Beam	None	A36	Typical
1223	M410	N269	N270			TWR_RED_HORZ_T6	Beam	None	A36	Typical
1224	M419	N270	N277			TWR_RED_HORZ_T6	Beam	None	A36	Typical
1225	M427	N281	N238			TWR_RED_HORZ_T6	Beam	None	A36	Typical
1226	M449	N290	N291			TWR_RED_HORZ_T7	Beam	None	A36	Typical
1227	M457	N297	N298			TWR_RED_HORZ_T7	Beam	None	A36	Typical
1228	M466	N298	N305			TWR_RED_HORZ_T7	Beam	None	A36	Typical
1229	M474	N309	N310			TWR_RED_HORZ_T7	Beam	None	A36	Typical
1230	M483	N310	N317			TWR_RED_HORZ_T7	Beam	None	A36	Typical
1231	M491	N321	N322			TWR_RED_HORZ_T7	Beam	None	A36	Typical
1232	M500	N322	N329			TWR_RED_HORZ_T7	Beam	None	A36	Typical
1233	M508	N333	N290			TWR_RED_HORZ_T7	Beam	None	A36	Typical
1234	M530	N342	N343			TWR_RED_HORZ_T8	Beam	None	A36	Typical
1235	M538	N349	N350			TWR_RED_HORZ_T8	Beam	None	A36	Typical
1236	M547	N350	N357			TWR_RED_HORZ_T8	Beam	None	A36	Typical
1237	M555	N361	N362			TWR_RED_HORZ_T8	Beam	None	A36	Typical
1238	M564	N362	N369			TWR_RED_HORZ_T8	Beam	None	A36	Typical
1239	M572	N373	N374			TWR_RED_HORZ_T8	Beam	None	A36	Typical
1240	M581	N374	N381			TWR_RED_HORZ_T8	Beam	None	A36	Typical
1241	M589	N385	N342			TWR_RED_HORZ_T8	Beam	None	A36	Typical
1242	M611	N394	N395			TWR_RED_HORZ_T9	Beam	None	A36	Typical
1243	M619	N401	N402			TWR_RED_HORZ_T9	Beam	None	A36	Typical
1244	M628	N402	N409			TWR_RED_HORZ_T9	Beam	None	A36	Typical
1245	M636	N413	N414			TWR_RED_HORZ_T9	Beam	None	A36	Typical
1246	M645	N414	N421			TWR_RED_HORZ_T9	Beam	None	A36	Typical
1247	M653	N425	N426			TWR_RED_HORZ_T9	Beam	None	A36	Typical
1248	M662	N426	N433			TWR_RED_HORZ_T9	Beam	None	A36	Typical
1249	M670	N437	N394			TWR_RED_HORZ_T9	Beam	None	A36	Typical
1250	M692	N446	N447		357.328	TWR_RED_HORZ_T...	Beam	None	A36	Typical
1251	M702	N455	N456		357.328	TWR_RED_HORZ_T...	Beam	None	A36	Typical
1252	M713	N456	N465		357.328	TWR_RED_HORZ_T...	Beam	None	A36	Typical
1253	M723	N470	N471		357.328	TWR_RED_HORZ_T...	Beam	None	A36	Typical
1254	M734	N471	N480		357.328	TWR_RED_HORZ_T...	Beam	None	A36	Typical
1255	M744	N485	N486		357.328	TWR_RED_HORZ_T...	Beam	None	A36	Typical
1256	M755	N486	N495		357.328	TWR_RED_HORZ_T...	Beam	None	A36	Typical
1257	M765	N500	N446		357.328	TWR_RED_HORZ_T...	Beam	None	A36	Typical
1258	M5	N1	N3			TWR_TOP_GIRT_T1	Beam	Wide Flange	A36	Typical
1259	M6	N3	N5			TWR_TOP_GIRT_T1	Beam	Wide Flange	A36	Typical
1260	M7	N5	N7			TWR_TOP_GIRT_T1	Beam	Wide Flange	A36	Typical
1261	M8	N7	N1			TWR_TOP_GIRT_T1	Beam	Wide Flange	A36	Typical
1262	M10	N10	N11			TWR_INNER_SUPP...	Beam	None	A36_Gen	Typical
1263	M12	N12	N9			TWR_INNER_SUPP...	Beam	None	A36_Gen	Typical
1264	M13	N9	N11			TWR_INNER_SUPP...	Beam	None	A36_Gen	Typical
1265	M46	N13	N22			TWR_INNER_SUPP...	Beam	Wide Flange	A36	Typical
1266	M115	N46	N50			TWR_INNER_SUPP...	Beam	Wide Flange	A36	Typical
1267	M116	N57	N61			TWR_INNER_SUPP...	Beam	Wide Flange	A36	Typical
1268	M117	N68	N72			TWR_INNER_SUPP...	Beam	Wide Flange	A36	Typical
1269	M118	N76	N39			TWR_INNER_SUPP...	Beam	Wide Flange	A36	Typical
1270	M195	N81	N108			TWR_INNER_SUPP...	Beam	None	A36	Typical
1271	M196	N95	N100			TWR_INNER_SUPP...	Beam	None	A36	Typical
1272	M197	N107	N112			TWR_INNER_SUPP...	Beam	None	A36	Typical
1273	M198	N119	N124			TWR_INNER_SUPP...	Beam	None	A36	Typical



Company : GPD
 Designer : J. Stokes
 Job Number : 2019736.27
 Model Name : CHESHIRE SW

May 13, 2019
 7:58 PM
 Checked By: _____

Member Primary Data (Continued)

	Label	I Joint	J Joint	K Joint	Rotate(d...	Section/Shape	Type	Design List	Material	Design Rul...
1274	M199	N128	N88			TWR_INNER_SUPP...	Beam	None	A36	Typical
1275	M276	N133	N160			TWR_INNER_SUPP...	Beam	None	A36	Typical
1276	M277	N147	N152			TWR_INNER_SUPP...	Beam	None	A36	Typical
1277	M278	N159	N164			TWR_INNER_SUPP...	Beam	None	A36	Typical
1278	M279	N171	N176			TWR_INNER_SUPP...	Beam	None	A36	Typical
1279	M280	N180	N140			TWR_INNER_SUPP...	Beam	None	A36	Typical
1280	M357	N185	N212			TWR_INNER_SUPP...	Beam	None	A36	Typical
1281	M358	N199	N204			TWR_INNER_SUPP...	Beam	None	A36	Typical
1282	M359	N211	N216			TWR_INNER_SUPP...	Beam	None	A36	Typical
1283	M360	N223	N228			TWR_INNER_SUPP...	Beam	None	A36	Typical
1284	M361	N232	N192			TWR_INNER_SUPP...	Beam	None	A36	Typical
1285	M438	N237	N264			TWR_INNER_SUPP...	Beam	None	A36	Typical
1286	M439	N251	N256			TWR_INNER_SUPP...	Beam	None	A36	Typical
1287	M440	N263	N268			TWR_INNER_SUPP...	Beam	None	A36	Typical
1288	M441	N275	N280			TWR_INNER_SUPP...	Beam	None	A36	Typical
1289	M442	N284	N244			TWR_INNER_SUPP...	Beam	None	A36	Typical
1290	M519	N289	N316			TWR_INNER_SUPP...	Beam	None	A36	Typical
1291	M520	N303	N308			TWR_INNER_SUPP...	Beam	None	A36	Typical
1292	M521	N315	N320			TWR_INNER_SUPP...	Beam	None	A36	Typical
1293	M522	N327	N332			TWR_INNER_SUPP...	Beam	None	A36	Typical
1294	M523	N336	N296			TWR_INNER_SUPP...	Beam	None	A36	Typical
1295	M600	N341	N368			TWR_INNER_SUPP...	Beam	None	A36	Typical
1296	M601	N355	N360			TWR_INNER_SUPP...	Beam	None	A36	Typical
1297	M602	N367	N372			TWR_INNER_SUPP...	Beam	None	A36	Typical
1298	M603	N379	N384			TWR_INNER_SUPP...	Beam	None	A36	Typical
1299	M604	N388	N348			TWR_INNER_SUPP...	Beam	None	A36	Typical
1300	M681	N393	N420			TWR_INNER_SUPP...	Beam	None	A36	Typical
1301	M682	N407	N412			TWR_INNER_SUPP...	Beam	None	A36	Typical
1302	M683	N419	N424			TWR_INNER_SUPP...	Beam	None	A36	Typical
1303	M684	N431	N436			TWR_INNER_SUPP...	Beam	None	A36	Typical
1304	M685	N440	N400			TWR_INNER_SUPP...	Beam	None	A36	Typical
1305	M778	N445	N479			TWR_INNER_SUPP...	Beam	None	A36_Gen	Typical
1306	M779	N463	N469			TWR_INNER_SUPP...	Beam	None	A36_Gen	Typical
1307	M780	N478	N484			TWR_INNER_SUPP...	Beam	None	A36_Gen	Typical
1308	M781	N493	N499			TWR_INNER_SUPP...	Beam	None	A36_Gen	Typical
1309	M782	N504	N454			TWR_INNER_SUPP...	Beam	None	A36_Gen	Typical

Hot Rolled Steel Design Parameters

	Label	Shape	Length[ft]	Lbyy[ft]	Lbzz[ft]	Lcomp top[ft]	Lcomp bot[ft]	L-torqu...	Kyy	Kzz	Cb	Function
1	M1274	TWR_DIAG...	18.039	18.039	18.039	18.039	18.039	18.039	1.04	1		Lateral
2	M1275	TWR_DIAG...	18.039	18.039	18.039	18.039	18.039	18.039	1.04	1		Lateral
3	M1276	TWR_DIAG...	18.039	18.039	18.039	18.039	18.039	18.039	1.04	1		Lateral
4	M1277	TWR_DIAG...	18.039	18.039	18.039	18.039	18.039	18.039	1.04	1		Lateral
5	M1278	TWR_DIAG...	18.039	18.039	18.039	18.039	18.039	18.039	1.04	1		Lateral
6	M1279	TWR_DIAG...	18.039	18.039	18.039	18.039	18.039	18.039	1.04	1		Lateral
7	M1280	TWR_DIAG...	18.039	18.039	18.039	18.039	18.039	18.039	1.04	1		Lateral
8	M1281	TWR_DIAG...	18.039	18.039	18.039	18.039	18.039	18.039	1.04	1		Lateral
9	M1282	TWR_DIAG...	15.569	15.569	15.569	15.569	15.569	15.569	1.05	1		Lateral
10	M1283	TWR_DIAG...	15.569	15.569	15.569	15.569	15.569	15.569	1.05	1		Lateral
11	M1284	TWR_DIAG...	15.569	15.569	15.569	15.569	15.569	15.569	1.05	1		Lateral
12	M1285	TWR_DIAG...	15.569	15.569	15.569	15.569	15.569	15.569	1.05	1		Lateral
13	M1286	TWR_DIAG...	15.569	15.569	15.569	15.569	15.569	15.569	1.05	1		Lateral
14	M1287	TWR_DIAG...	15.569	15.569	15.569	15.569	15.569	15.569	1.05	1		Lateral
15	M1288	TWR_DIAG...	15.569	15.569	15.569	15.569	15.569	15.569	1.05	1		Lateral
16	M1289	TWR_DIAG...	15.569	15.569	15.569	15.569	15.569	15.569	1.05	1		Lateral



Company : GPD
 Designer : J. Stokes
 Job Number : 2019736.27
 Model Name : CHESHIRE SW

May 13, 2019
 7:58 PM
 Checked By: _____

Hot Rolled Steel Design Parameters (Continued)

	Label	Shape	Length[ft]	Lbby[ft]	Lbzz[ft]	Lcomp top[ft]	Lcomp bot[ft]	L-torqu...	Kyy	Kzz	Cb	Function
17	M15	TWR DIAG...	18.298	18.298	18.298	18.298	18.298	18.298	1.05	1		Lateral
18	M18	TWR DIAG...	18.298	18.298	18.298	18.298	18.298	18.298	1.05	1		Lateral
19	M22	TWR DIAG...	18.298	18.298	18.298	18.298	18.298	18.298	1.05	1		Lateral
20	M25	TWR DIAG...	18.298	18.298	18.298	18.298	18.298	18.298	1.05	1		Lateral
21	M29	TWR DIAG...	18.298	18.298	18.298	18.298	18.298	18.298	1.05	1		Lateral
22	M32	TWR DIAG...	18.298	18.298	18.298	18.298	18.298	18.298	1.05	1		Lateral
23	M36	TWR DIAG...	18.298	18.298	18.298	18.298	18.298	18.298	1.05	1		Lateral
24	M39	TWR DIAG...	18.298	18.298	18.298	18.298	18.298	18.298	1.05	1		Lateral
25	M51	TWR DIAG...	30.093	10.031	7.523	7.523	7.523	7.523	1.09	1		Lateral
26	M59	TWR DIAG...	30.093	10.031	7.523	7.523	7.523	7.523	1.09	1		Lateral
27	M67	TWR DIAG...	30.093	10.031	7.523	7.523	7.523	7.523	1.09	1		Lateral
28	M75	TWR DIAG...	30.093	10.031	7.523	7.523	7.523	7.523	1.09	1		Lateral
29	M83	TWR DIAG...	30.093	10.031	7.523	7.523	7.523	7.523	1.09	1		Lateral
30	M91	TWR DIAG...	30.093	10.031	7.523	7.523	7.523	7.523	1.09	1		Lateral
31	M99	TWR DIAG...	30.093	10.031	7.523	7.523	7.523	7.523	1.09	1		Lateral
32	M107	TWR DIAG...	30.093	10.031	7.523	7.523	7.523	7.523	1.09	1		Lateral
33	M124	TWR DIAG...	30.093	10.031	7.523	7.523	7.523	7.523	1.09	1		Lateral
34	M132	TWR DIAG...	30.093	10.031	7.523	7.523	7.523	7.523	1.09	1		Lateral
35	M141	TWR DIAG...	30.093	10.031	7.523	7.523	7.523	7.523	1.09	1		Lateral
36	M149	TWR DIAG...	30.093	10.031	7.523	7.523	7.523	7.523	1.09	1		Lateral
37	M158	TWR DIAG...	30.093	10.031	7.523	7.523	7.523	7.523	1.09	1		Lateral
38	M166	TWR DIAG...	30.093	10.031	7.523	7.523	7.523	7.523	1.09	1		Lateral
39	M175	TWR DIAG...	30.093	10.031	7.523	7.523	7.523	7.523	1.09	1		Lateral
40	M183	TWR DIAG...	30.093	10.031	7.523	7.523	7.523	7.523	1.09	1		Lateral
41	M205	TWR DIAG...	30.093	10.031	7.523	7.523	7.523	7.523	1.1	1		Lateral
42	M213	TWR DIAG...	30.093	10.031	7.523	7.523	7.523	7.523	1.1	1		Lateral
43	M222	TWR DIAG...	30.093	10.031	7.523	7.523	7.523	7.523	1.1	1		Lateral
44	M230	TWR DIAG...	30.093	10.031	7.523	7.523	7.523	7.523	1.1	1		Lateral
45	M239	TWR DIAG...	30.093	10.031	7.523	7.523	7.523	7.523	1.1	1		Lateral
46	M247	TWR DIAG...	30.093	10.031	7.523	7.523	7.523	7.523	1.1	1		Lateral
47	M256	TWR DIAG...	30.093	10.031	7.523	7.523	7.523	7.523	1.1	1		Lateral
48	M264	TWR DIAG...	30.093	10.031	7.523	7.523	7.523	7.523	1.1	1		Lateral
49	M286	TWR DIAG...	30.093	10.031	7.523	7.523	7.523	7.523	1.1	1		Lateral
50	M294	TWR DIAG...	30.093	10.031	7.523	7.523	7.523	7.523	1.1	1		Lateral
51	M303	TWR DIAG...	30.093	10.031	7.523	7.523	7.523	7.523	1.1	1		Lateral
52	M311	TWR DIAG...	30.093	10.031	7.523	7.523	7.523	7.523	1.1	1		Lateral
53	M320	TWR DIAG...	30.093	10.031	7.523	7.523	7.523	7.523	1.1	1		Lateral
54	M328	TWR DIAG...	30.093	10.031	7.523	7.523	7.523	7.523	1.1	1		Lateral
55	M337	TWR DIAG...	30.093	10.031	7.523	7.523	7.523	7.523	1.1	1		Lateral
56	M345	TWR DIAG...	30.093	10.031	7.523	7.523	7.523	7.523	1.1	1		Lateral
57	M367	TWR DIAG...	30.093	10.031	7.523	7.523	7.523	7.523	1.08	1		Lateral
58	M375	TWR DIAG...	30.093	10.031	7.523	7.523	7.523	7.523	1.08	1		Lateral
59	M384	TWR DIAG...	30.093	10.031	7.523	7.523	7.523	7.523	1.08	1		Lateral
60	M392	TWR DIAG...	30.093	10.031	7.523	7.523	7.523	7.523	1.08	1		Lateral
61	M401	TWR DIAG...	30.093	10.031	7.523	7.523	7.523	7.523	1.08	1		Lateral
62	M409	TWR DIAG...	30.093	10.031	7.523	7.523	7.523	7.523	1.08	1		Lateral
63	M418	TWR DIAG...	30.093	10.031	7.523	7.523	7.523	7.523	1.08	1		Lateral
64	M426	TWR DIAG...	30.093	10.031	7.523	7.523	7.523	7.523	1.08	1		Lateral
65	M448	TWR DIAG...	30.093	10.031	7.523	7.523	7.523	7.523	1.08	1		Lateral
66	M456	TWR DIAG...	30.093	10.031	7.523	7.523	7.523	7.523	1.08	1		Lateral
67	M465	TWR DIAG...	30.093	10.031	7.523	7.523	7.523	7.523	1.08	1		Lateral
68	M473	TWR DIAG...	30.093	10.031	7.523	7.523	7.523	7.523	1.08	1		Lateral
69	M482	TWR DIAG...	30.093	10.031	7.523	7.523	7.523	7.523	1.08	1		Lateral
70	M490	TWR DIAG...	30.093	10.031	7.523	7.523	7.523	7.523	1.08	1		Lateral
71	M499	TWR DIAG...	30.093	10.031	7.523	7.523	7.523	7.523	1.08	1		Lateral
72	M507	TWR DIAG...	30.093	10.031	7.523	7.523	7.523	7.523	1.08	1		Lateral
73	M529	TWR DIAG...	30.093	10.031	7.523	7.523	7.523	7.523	1.08	1		Lateral



Company : GPD
 Designer : J. Stokes
 Job Number : 2019736.27
 Model Name : CHESHIRE SW

May 13, 2019
 7:58 PM
 Checked By: _____

Hot Rolled Steel Design Parameters (Continued)

	Label	Shape	Length[ft]	Lbw[ft]	Lbzz[ft]	Lcomp top[ft]	Lcomp bot[ft]	L-torqu...	Kyy	Kzz	Cb	Function
74	M537	TWR DIAG...	30.093	10.031	7.523	7.523	7.523	7.523	1.08	1		Lateral
75	M546	TWR DIAG...	30.093	10.031	7.523	7.523	7.523	7.523	1.08	1		Lateral
76	M554	TWR DIAG...	30.093	10.031	7.523	7.523	7.523	7.523	1.08	1		Lateral
77	M563	TWR DIAG...	30.093	10.031	7.523	7.523	7.523	7.523	1.08	1		Lateral
78	M571	TWR DIAG...	30.093	10.031	7.523	7.523	7.523	7.523	1.08	1		Lateral
79	M580	TWR DIAG...	30.093	10.031	7.523	7.523	7.523	7.523	1.08	1		Lateral
80	M588	TWR DIAG...	30.093	10.031	7.523	7.523	7.523	7.523	1.08	1		Lateral
81	M610	TWR DIAG...	30.093	10.031	7.523	7.523	7.523	7.523	1.08	1		Lateral
82	M618	TWR DIAG...	30.093	10.031	7.523	7.523	7.523	7.523	1.08	1		Lateral
83	M627	TWR DIAG...	30.093	10.031	7.523	7.523	7.523	7.523	1.08	1		Lateral
84	M635	TWR DIAG...	30.093	10.031	7.523	7.523	7.523	7.523	1.08	1		Lateral
85	M644	TWR DIAG...	30.093	10.031	7.523	7.523	7.523	7.523	1.08	1		Lateral
86	M652	TWR DIAG...	30.093	10.031	7.523	7.523	7.523	7.523	1.08	1		Lateral
87	M661	TWR DIAG...	30.093	10.031	7.523	7.523	7.523	7.523	1.08	1		Lateral
88	M669	TWR DIAG...	30.093	10.031	7.523	7.523	7.523	7.523	1.08	1		Lateral
89	M691	TWR DIAG...	41.787	13.929	6.965	6.965	6.965	6.965	1.02	1		Lateral
90	M701	TWR DIAG...	41.787	13.929	6.965	6.965	6.965	6.965	1.02	1		Lateral
91	M712	TWR DIAG...	41.451	13.817	6.909	6.909	6.909	6.909	1.02	1		Lateral
92	M722	TWR DIAG...	41.451	13.817	6.909	6.909	6.909	6.909	1.02	1		Lateral
93	M733	TWR DIAG...	41.787	13.929	6.965	6.965	6.965	6.965	1.02	1		Lateral
94	M743	TWR DIAG...	41.787	13.929	6.965	6.965	6.965	6.965	1.02	1		Lateral
95	M754	TWR DIAG...	41.451	13.817	6.909	6.909	6.909	6.909	1.02	1		Lateral
96	M764	TWR DIAG...	41.451	13.817	6.909	6.909	6.909	6.909	1.02	1		Lateral
97	M1270	TWR HOR...	41.5	8.75	20.75	20.75	20.75	20.75	1	1		Lateral
98	M1271	TWR HOR...	41.5	8.75	20.75	20.75	20.75	20.75	1	1		Lateral
99	M1272	TWR HOR...	41.5	8.75	20.75	20.75	20.75	20.75	1	1		Lateral
100	M1273	TWR HOR...	41.5	8.75	20.75	20.75	20.75	20.75	1	1		Lateral
101	M123	TWR HOR...	33.5	8.375	8.375	8.375	8.375	8.375	1.12	1		Lateral
102	M140	TWR HOR...	33.5	8.375	8.375	8.375	8.375	8.375	1.12	1		Lateral
103	M157	TWR HOR...	33.5	8.375	8.375	8.375	8.375	8.375	1.12	1		Lateral
104	M174	TWR HOR...	33.5	8.375	8.375	8.375	8.375	8.375	1.12	1		Lateral
105	M204	TWR HOR...	33.5	8.375	8.375	8.375	8.375	8.375	1.12	1		Lateral
106	M221	TWR HOR...	33.5	8.375	8.375	8.375	8.375	8.375	1.12	1		Lateral
107	M238	TWR HOR...	33.5	8.375	8.375	8.375	8.375	8.375	1.12	1		Lateral
108	M255	TWR HOR...	33.5	8.375	8.375	8.375	8.375	8.375	1.12	1		Lateral
109	M285	TWR HOR...	33.5	8.375	8.375	8.375	8.375	8.375	1.12	1		Lateral
110	M302	TWR HOR...	33.5	8.375	8.375	8.375	8.375	8.375	1.12	1		Lateral
111	M319	TWR HOR...	33.5	8.375	8.375	8.375	8.375	8.375	1.12	1		Lateral
112	M336	TWR HOR...	33.5	8.375	8.375	8.375	8.375	8.375	1.12	1		Lateral
113	M366	TWR HOR...	33.5	8.375	8.375	8.375	8.375	8.375	1.13	1		Lateral
114	M383	TWR HOR...	33.5	8.375	8.375	8.375	8.375	8.375	1.13	1		Lateral
115	M400	TWR HOR...	33.5	8.375	8.375	8.375	8.375	8.375	1.13	1		Lateral
116	M417	TWR HOR...	33.5	8.375	8.375	8.375	8.375	8.375	1.13	1		Lateral
117	M447	TWR HOR...	33.5	8.375	8.375	8.375	8.375	8.375	1.13	1		Lateral
118	M464	TWR HOR...	33.5	8.375	8.375	8.375	8.375	8.375	1.13	1		Lateral
119	M481	TWR HOR...	33.5	8.375	8.375	8.375	8.375	8.375	1.13	1		Lateral
120	M498	TWR HOR...	33.5	8.375	8.375	8.375	8.375	8.375	1.13	1		Lateral
121	M528	TWR HOR...	33.5	8.375	8.375	8.375	8.375	8.375	1.13	1		Lateral
122	M545	TWR HOR...	33.5	8.375	8.375	8.375	8.375	8.375	1.13	1		Lateral
123	M562	TWR HOR...	33.5	8.375	8.375	8.375	8.375	8.375	1.13	1		Lateral
124	M579	TWR HOR...	33.5	8.375	8.375	8.375	8.375	8.375	1.13	1		Lateral
125	M609	TWR HOR...	33.5	8.375	8.375	8.375	8.375	8.375	1.13	1		Lateral
126	M626	TWR HOR...	33.5	8.375	8.375	8.375	8.375	8.375	1.13	1		Lateral
127	M643	TWR HOR...	33.5	8.375	8.375	8.375	8.375	8.375	1.13	1		Lateral
128	M660	TWR HOR...	33.5	8.375	8.375	8.375	8.375	8.375	1.13	1		Lateral
129	M690	TWR HOR...	33.5	8.375	8.375	8.375	8.375	8.375	1.12	1		Lateral
130	M711	TWR HOR...	33.5	8.375	8.375	8.375	8.375	8.375	1.12	1		Lateral



Company : GPD
 Designer : J. Stokes
 Job Number : 2019736.27
 Model Name : CHESHIRE SW

May 13, 2019
 7:58 PM
 Checked By: _____

Hot Rolled Steel Design Parameters (Continued)

	Label	Shape	Length[ft]	Lbyy[ft]	Lbzz[ft]	Lcomp top[ft]	Lcomp bot[ft]	L-torqu...	Kyy	Kzz	Cb	Function
131	M732	TWR_HOR...	33.5	8.375	8.375	8.375	8.375	8.375	1.12	1		Lateral
132	M753	TWR_HOR...	33.5	8.375	8.375	8.375	8.375	8.375	1.12	1		Lateral
133	M1221	TWR_INNE...	8.375	8.375	8.375	8.375	8.375	8.375	1.06	1		Lateral
134	M1222	TWR_INNE...	8.375	8.375	8.375	8.375	8.375	8.375	1.06	1		Lateral
135	M1223	TWR_INNE...	8.375	8.375	8.375	8.375	8.375	8.375	1.06	1		Lateral
136	M1224	TWR_INNE...	8.375	8.375	8.375	8.375	8.375	8.375	1.06	1		Lateral
137	M1225	TWR_INNE...	8.375	8.375	8.375	8.375	8.375	8.375	1.06	1		Lateral
138	M1226	TWR_INNE...	8.375	8.375	8.375	8.375	8.375	8.375	1.06	1		Lateral
139	M1169	TWR_INNE...	8.375	8.375	8.375	8.375	8.375	8.375	1.06	1		Lateral
140	M1170	TWR_INNE...	8.375	8.375	8.375	8.375	8.375	8.375	1.06	1		Lateral
141	M1171	TWR_INNE...	8.375	8.375	8.375	8.375	8.375	8.375	1.06	1		Lateral
142	M1172	TWR_INNE...	8.375	8.375	8.375	8.375	8.375	8.375	1.06	1		Lateral
143	M1173	TWR_INNE...	8.375	8.375	8.375	8.375	8.375	8.375	1.06	1		Lateral
144	M1174	TWR_INNE...	8.375	8.375	8.375	8.375	8.375	8.375	1.06	1		Lateral
145	M1117	TWR_INNE...	8.375	8.375	8.375	8.375	8.375	8.375	1.06	1		Lateral
146	M1118	TWR_INNE...	8.375	8.375	8.375	8.375	8.375	8.375	1.06	1		Lateral
147	M1119	TWR_INNE...	8.375	8.375	8.375	8.375	8.375	8.375	1.06	1		Lateral
148	M1120	TWR_INNE...	8.375	8.375	8.375	8.375	8.375	8.375	1.06	1		Lateral
149	M1121	TWR_INNE...	8.375	8.375	8.375	8.375	8.375	8.375	1.06	1		Lateral
150	M1122	TWR_INNE...	8.375	8.375	8.375	8.375	8.375	8.375	1.06	1		Lateral
151	M1065	TWR_INNE...	8.375	8.375	8.375	8.375	8.375	8.375	1.06	1		Lateral
152	M1066	TWR_INNE...	8.375	8.375	8.375	8.375	8.375	8.375	1.06	1		Lateral
153	M1067	TWR_INNE...	8.375	8.375	8.375	8.375	8.375	8.375	1.06	1		Lateral
154	M1068	TWR_INNE...	8.375	8.375	8.375	8.375	8.375	8.375	1.06	1		Lateral
155	M1069	TWR_INNE...	8.375	8.375	8.375	8.375	8.375	8.375	1.06	1		Lateral
156	M1070	TWR_INNE...	8.375	8.375	8.375	8.375	8.375	8.375	1.06	1		Lateral
157	M1013	TWR_INNE...	8.375	8.375	8.375	8.375	8.375	8.375	1.06	1		Lateral
158	M1014	TWR_INNE...	8.375	8.375	8.375	8.375	8.375	8.375	1.06	1		Lateral
159	M1015	TWR_INNE...	8.375	8.375	8.375	8.375	8.375	8.375	1.06	1		Lateral
160	M1016	TWR_INNE...	8.375	8.375	8.375	8.375	8.375	8.375	1.06	1		Lateral
161	M1017	TWR_INNE...	8.375	8.375	8.375	8.375	8.375	8.375	1.06	1		Lateral
162	M1018	TWR_INNE...	8.375	8.375	8.375	8.375	8.375	8.375	1.06	1		Lateral
163	M961	TWR_INNE...	8.375	8.375	8.375	8.375	8.375	8.375	1.06	1		Lateral
164	M962	TWR_INNE...	8.375	8.375	8.375	8.375	8.375	8.375	1.06	1		Lateral
165	M963	TWR_INNE...	8.375	8.375	8.375	8.375	8.375	8.375	1.06	1		Lateral
166	M964	TWR_INNE...	8.375	8.375	8.375	8.375	8.375	8.375	1.06	1		Lateral
167	M965	TWR_INNE...	8.375	8.375	8.375	8.375	8.375	8.375	1.06	1		Lateral
168	M966	TWR_INNE...	8.375	8.375	8.375	8.375	8.375	8.375	1.06	1		Lateral
169	M909	TWR_INNE...	8.375	8.375	8.375	8.375	8.375	8.375	1.06	1		Lateral
170	M910	TWR_INNE...	8.375	8.375	8.375	8.375	8.375	8.375	1.06	1		Lateral
171	M911	TWR_INNE...	8.375	8.375	8.375	8.375	8.375	8.375	1.06	1		Lateral
172	M912	TWR_INNE...	8.375	8.375	8.375	8.375	8.375	8.375	1.06	1		Lateral
173	M913	TWR_INNE...	8.375	8.375	8.375	8.375	8.375	8.375	1.06	1		Lateral
174	M914	TWR_INNE...	8.375	8.375	8.375	8.375	8.375	8.375	1.06	1		Lateral
175	M1258	TWR_INNE...	11.844			Lbyy			1	1		Lateral
176	M1259	TWR_INNE...	11.844			Lbyy			1	1		Lateral
177	M1260	TWR_INNE...	11.844			Lbyy			1	1		Lateral
178	M1261	TWR_INNE...	11.844			Lbyy			1	1		Lateral
179	M1206	TWR_INNE...	11.844			Lbyy			1.03	1		Lateral
180	M1207	TWR_INNE...	11.844			Lbyy			1.03	1		Lateral
181	M1208	TWR_INNE...	11.844			Lbyy			1.03	1		Lateral
182	M1154	TWR_INNE...	11.844			Lbyy			1.03	1		Lateral
183	M1155	TWR_INNE...	11.844			Lbyy			1.03	1		Lateral
184	M1156	TWR_INNE...	11.844			Lbyy			1.03	1		Lateral
185	M1102	TWR_INNE...	11.844			Lbyy			1.03	1		Lateral
186	M1103	TWR_INNE...	11.844			Lbyy			1.03	1		Lateral
187	M1104	TWR_INNE...	11.844			Lbyy			1.03	1		Lateral



Company : GPD
 Designer : J. Stokes
 Job Number : 2019736.27
 Model Name : CHESHIRE SW

May 13, 2019
 7:58 PM
 Checked By: _____

Hot Rolled Steel Design Parameters (Continued)

Label	Shape	Length[ft]	Lbyy[ft]	Lbzz[ft]	Lcomp top[ft]	Lcomp bot[ft]	L-torqu...	Kyy	Kzz	Cb	Function
188	M1050	TWR_INNE...	11.844			Lbyy		1.03	1		Lateral
189	M1051	TWR_INNE...	11.844			Lbyy		1.03	1		Lateral
190	M1052	TWR_INNE...	11.844			Lbyy		1.03	1		Lateral
191	M998	TWR_INNE...	11.844			Lbyy		1.03	1		Lateral
192	M999	TWR_INNE...	11.844			Lbyy		1.03	1		Lateral
193	M1000	TWR_INNE...	11.844			Lbyy		1.03	1		Lateral
194	M946	TWR_INNE...	11.844			Lbyy		1.03	1		Lateral
195	M947	TWR_INNE...	11.844			Lbyy		1.03	1		Lateral
196	M948	TWR_INNE...	11.844			Lbyy		1.03	1		Lateral
197	M894	TWR_INNE...	11.844			Lbyy		1.03	1		Lateral
198	M895	TWR_INNE...	11.844			Lbyy		1.03	1		Lateral
199	M896	TWR_INNE...	11.844			Lbyy		1.03	1		Lateral
200	M845	TWR_INNE...	4.188	4.188	4.188	4.188	4.188	4.188	1	1	Lateral
201	M846	TWR_INNE...	4.188	4.188	4.188	4.188	4.188	4.188	1	1	Lateral
202	M847	TWR_INNE...	4.188	4.188	4.188	4.188	4.188	4.188	1	1	Lateral
203	M848	TWR_INNE...	4.188	4.188	4.188	4.188	4.188	4.188	1	1	Lateral
204	M849	TWR_INNE...	4.188	4.188	4.188	4.188	4.188	4.188	1	1	Lateral
205	M850	TWR_INNE...	4.188	4.188	4.188	4.188	4.188	4.188	1	1	Lateral
206	M851	TWR_INNE...	5.375	5.375	5.375	5.375	5.375	5.375	1	1	Lateral
207	M852	TWR_INNE...	5.375	5.375	5.375	5.375	5.375	5.375	1	1	Lateral
208	M859	TWR_INNE...	4.188	4.188	4.188	4.188	4.188	4.188	1	1	Lateral
209	M860	TWR_INNE...	4.188	4.188	4.188	4.188	4.188	4.188	1	1	Lateral
210	M861	TWR_INNE...	4.188	4.188	4.188	4.188	4.188	4.188	1	1	Lateral
211	M862	TWR_INNE...	4.188	4.188	4.188	4.188	4.188	4.188	1	1	Lateral
212	M863	TWR_INNE...	4.188	4.188	4.188	4.188	4.188	4.188	1	1	Lateral
213	M864	TWR_INNE...	4.188	4.188	4.188	4.188	4.188	4.188	1	1	Lateral
214	M865	TWR_INNE...	4.243	4.243	4.243	4.243	4.243	4.243	1	1	Lateral
215	M1227	TWR_INNE...	8.485	8.485	8.485	8.485	8.485	8.485	1.12	1	Lateral
216	M1228	TWR_INNE...	8.705	8.705	8.705	8.705	8.705	8.705	1.12	1	Lateral
217	M1229	TWR_INNE...	8.705	8.705	8.705	8.705	8.705	8.705	1.12	1	Lateral
218	M1175	TWR_INNE...	8.705	8.705	8.705	8.705	8.705	8.705	1.12	1	Lateral
219	M1176	TWR_INNE...	8.705	8.705	8.705	8.705	8.705	8.705	1.12	1	Lateral
220	M1177	TWR_INNE...	8.485	8.485	8.485	8.485	8.485	8.485	1.12	1	Lateral
221	M1123	TWR_INNE...	8.485	8.485	8.485	8.485	8.485	8.485	1.12	1	Lateral
222	M1124	TWR_INNE...	8.705	8.705	8.705	8.705	8.705	8.705	1.12	1	Lateral
223	M1125	TWR_INNE...	8.705	8.705	8.705	8.705	8.705	8.705	1.12	1	Lateral
224	M1071	TWR_INNE...	8.705	8.705	8.705	8.705	8.705	8.705	1.12	1	Lateral
225	M1072	TWR_INNE...	8.705	8.705	8.705	8.705	8.705	8.705	1.12	1	Lateral
226	M1073	TWR_INNE...	8.485	8.485	8.485	8.485	8.485	8.485	1.12	1	Lateral
227	M1019	TWR_INNE...	8.485	8.485	8.485	8.485	8.485	8.485	1.12	1	Lateral
228	M1020	TWR_INNE...	8.705	8.705	8.705	8.705	8.705	8.705	1.12	1	Lateral
229	M1021	TWR_INNE...	8.705	8.705	8.705	8.705	8.705	8.705	1.12	1	Lateral
230	M967	TWR_INNE...	8.485	8.485	8.485	8.485	8.485	8.485	1.12	1	Lateral
231	M968	TWR_INNE...	8.705	8.705	8.705	8.705	8.705	8.705	1.12	1	Lateral
232	M969	TWR_INNE...	8.705	8.705	8.705	8.705	8.705	8.705	1.12	1	Lateral
233	M915	TWR_INNE...	8.485	8.485	8.485	8.485	8.485	8.485	1.12	1	Lateral
234	M916	TWR_INNE...	8.705	8.705	8.705	8.705	8.705	8.705	1.12	1	Lateral
235	M917	TWR_INNE...	8.705	8.705	8.705	8.705	8.705	8.705	1.12	1	Lateral
236	M1254	TWR_INNE...	16.75	8.375	16.75	16.75	16.75	16.75	1	1	Lateral
237	M1255	TWR_INNE...	16.75	8.375	16.75	16.75	16.75	16.75	1	1	Lateral
238	M1256	TWR_INNE...	16.75	8.375	16.75	16.75	16.75	16.75	1	1	Lateral
239	M1257	TWR_INNE...	16.75	8.375	16.75	16.75	16.75	16.75	1	1	Lateral
240	M1202	TWR_INNE...	16.75	8.375	16.75	16.75	16.75	16.75	1.06	1	Lateral
241	M1203	TWR_INNE...	16.75	8.375	16.75	16.75	16.75	16.75	1.06	1	Lateral
242	M1204	TWR_INNE...	16.75	8.375	16.75	16.75	16.75	16.75	1.06	1	Lateral
243	M1205	TWR_INNE...	16.75	8.375	16.75	16.75	16.75	16.75	1.06	1	Lateral
244	M1150	TWR_INNE...	16.75	8.375	16.75	16.75	16.75	16.75	1.06	1	Lateral



Company : GPD
 Designer : J. Stokes
 Job Number : 2019736.27
 Model Name : CHESHIRE SW

May 13, 2019
 7:58 PM
 Checked By: _____

Hot Rolled Steel Design Parameters (Continued)

	Label	Shape	Length[ft]	Lbby[ft]	Lbzz[ft]	Lcomp top[ft]	Lcomp bot[ft]	L-torqu...	Kyy	Kzz	Cb	Function
245	M1151	TWR_INNE...	16.75	8.375	16.75	16.75	16.75	16.75	1.06	1		Lateral
246	M1152	TWR_INNE...	16.75	8.375	16.75	16.75	16.75	16.75	1.06	1		Lateral
247	M1153	TWR_INNE...	16.75	8.375	16.75	16.75	16.75	16.75	1.06	1		Lateral
248	M1098	TWR_INNE...	16.75	8.375	16.75	16.75	16.75	16.75	1.06	1		Lateral
249	M1099	TWR_INNE...	16.75	8.375	16.75	16.75	16.75	16.75	1.06	1		Lateral
250	M1100	TWR_INNE...	16.75	8.375	16.75	16.75	16.75	16.75	1.06	1		Lateral
251	M1101	TWR_INNE...	16.75	8.375	16.75	16.75	16.75	16.75	1.06	1		Lateral
252	M1046	TWR_INNE...	16.75	8.375	16.75	16.75	16.75	16.75	1.06	1		Lateral
253	M1047	TWR_INNE...	16.75	8.375	16.75	16.75	16.75	16.75	1.06	1		Lateral
254	M1048	TWR_INNE...	16.75	8.375	16.75	16.75	16.75	16.75	1.06	1		Lateral
255	M1049	TWR_INNE...	16.75	8.375	16.75	16.75	16.75	16.75	1.06	1		Lateral
256	M994	TWR_INNE...	16.75	8.375	16.75	16.75	16.75	16.75	1.06	1		Lateral
257	M995	TWR_INNE...	16.75	8.375	16.75	16.75	16.75	16.75	1.06	1		Lateral
258	M996	TWR_INNE...	16.75	8.375	16.75	16.75	16.75	16.75	1.06	1		Lateral
259	M997	TWR_INNE...	16.75	8.375	16.75	16.75	16.75	16.75	1.06	1		Lateral
260	M942	TWR_INNE...	16.75	8.375	16.75	16.75	16.75	16.75	1.06	1		Lateral
261	M943	TWR_INNE...	16.75	8.375	16.75	16.75	16.75	16.75	1.06	1		Lateral
262	M944	TWR_INNE...	16.75	8.375	16.75	16.75	16.75	16.75	1.06	1		Lateral
263	M945	TWR_INNE...	16.75	8.375	16.75	16.75	16.75	16.75	1.06	1		Lateral
264	M890	TWR_INNE...	16.75	8.375	16.75	16.75	16.75	16.75	1.06	1		Lateral
265	M891	TWR_INNE...	16.75	8.375	16.75	16.75	16.75	16.75	1.06	1		Lateral
266	M892	TWR_INNE...	16.75	8.375	16.75	16.75	16.75	16.75	1.06	1		Lateral
267	M893	TWR_INNE...	16.75	8.375	16.75	16.75	16.75	16.75	1.06	1		Lateral
268	M42	TWR_INNE...	23.688	5.922	11.844	11.844	11.844	11.844	1	1		Lateral
269	M43	TWR_INNE...	23.688	5.922	11.844	11.844	11.844	11.844	1	1		Lateral
270	M44	TWR_INNE...	23.688	5.922	11.844	11.844	11.844	11.844	1	1		Lateral
271	M45	TWR_INNE...	23.688	5.922	11.844	11.844	11.844	11.844	1	1		Lateral
272	M191	TWR_INNE...	23.688	5.922	11.844	11.844	11.844	11.844	1.24	1		Lateral
273	M192	TWR_INNE...	23.688	5.922	11.844	11.844	11.844	11.844	1.24	1		Lateral
274	M193	TWR_INNE...	23.688	5.922	11.844	11.844	11.844	11.844	1.24	1		Lateral
275	M194	TWR_INNE...	23.688	5.922	11.844	11.844	11.844	11.844	1.24	1		Lateral
276	M272	TWR_INNE...	23.688	5.922	11.844	11.844	11.844	11.844	1.24	1		Lateral
277	M273	TWR_INNE...	23.688	5.922	11.844	11.844	11.844	11.844	1.24	1		Lateral
278	M274	TWR_INNE...	23.688	5.922	11.844	11.844	11.844	11.844	1.24	1		Lateral
279	M275	TWR_INNE...	23.688	5.922	11.844	11.844	11.844	11.844	1.24	1		Lateral
280	M353	TWR_INNE...	23.688	5.922	11.844	11.844	11.844	11.844	1.24	1		Lateral
281	M354	TWR_INNE...	23.688	5.922	11.844	11.844	11.844	11.844	1.24	1		Lateral
282	M355	TWR_INNE...	23.688	5.922	11.844	11.844	11.844	11.844	1.24	1		Lateral
283	M356	TWR_INNE...	23.688	5.922	11.844	11.844	11.844	11.844	1.24	1		Lateral
284	M434	TWR_INNE...	23.688	5.922	11.844	11.844	11.844	11.844	1.24	1		Lateral
285	M435	TWR_INNE...	23.688	5.922	11.844	11.844	11.844	11.844	1.24	1		Lateral
286	M436	TWR_INNE...	23.688	5.922	11.844	11.844	11.844	11.844	1.24	1		Lateral
287	M437	TWR_INNE...	23.688	5.922	11.844	11.844	11.844	11.844	1.24	1		Lateral
288	M515	TWR_INNE...	23.688	5.922	11.844	11.844	11.844	11.844	1.24	1		Lateral
289	M516	TWR_INNE...	23.688	5.922	11.844	11.844	11.844	11.844	1.24	1		Lateral
290	M517	TWR_INNE...	23.688	5.922	11.844	11.844	11.844	11.844	1.24	1		Lateral
291	M518	TWR_INNE...	23.688	5.922	11.844	11.844	11.844	11.844	1.24	1		Lateral
292	M596	TWR_INNE...	23.688	5.922	11.844	11.844	11.844	11.844	1.24	1		Lateral
293	M597	TWR_INNE...	23.688	5.922	11.844	11.844	11.844	11.844	1.24	1		Lateral
294	M598	TWR_INNE...	23.688	5.922	11.844	11.844	11.844	11.844	1.24	1		Lateral
295	M599	TWR_INNE...	23.688	5.922	11.844	11.844	11.844	11.844	1.24	1		Lateral
296	M677	TWR_INNE...	23.688	5.922	11.844	11.844	11.844	11.844	1.24	1		Lateral
297	M678	TWR_INNE...	23.688	5.922	11.844	11.844	11.844	11.844	1.24	1		Lateral
298	M679	TWR_INNE...	23.688	5.922	11.844	11.844	11.844	11.844	1.24	1		Lateral
299	M680	TWR_INNE...	23.688	5.922	11.844	11.844	11.844	11.844	1.24	1		Lateral
300	M1209	TWR_INNE...	8.375	8.375	8.375	8.375	8.375	8.375	1.06	1		Lateral
301	M1210	TWR_INNE...	8.375	8.375	8.375	8.375	8.375	8.375	1.06	1		Lateral



Company : GPD
 Designer : J. Stokes
 Job Number : 2019736.27
 Model Name : CHESHIRE SW

May 13, 2019
 7:58 PM
 Checked By: _____

Hot Rolled Steel Design Parameters (Continued)

	Label	Shape	Length(ft)	Lbyy(ft)	Lbzz(ft)	Lcomp top(ft)	Lcomp bot(ft)	L-torqu...	Kyy	Kzz	Cb	Function
302	M1211	TWR_INNE...	8.375	8.375	8.375	8.375	8.375	8.375	1.06	1		Lateral
303	M1212	TWR_INNE...	8.375	8.375	8.375	8.375	8.375	8.375	1.06	1		Lateral
304	M1213	TWR_INNE...	5.922	5.922	5.922	5.922	5.922	5.922	1.12	1		Lateral
305	M1214	TWR_INNE...	5.922	5.922	5.922	5.922	5.922	5.922	1.12	1		Lateral
306	M1215	TWR_INNE...	5.922	5.922	5.922	5.922	5.922	5.922	1.12	1		Lateral
307	M1216	TWR_INNE...	5.922	5.922	5.922	5.922	5.922	5.922	1.12	1		Lateral
308	M1217	TWR_INNE...	5.922	5.922	5.922	5.922	5.922	5.922	1.12	1		Lateral
309	M1218	TWR_INNE...	5.922	5.922	5.922	5.922	5.922	5.922	1.12	1		Lateral
310	M1219	TWR_INNE...	5.922	5.922	5.922	5.922	5.922	5.922	1.12	1		Lateral
311	M1220	TWR_INNE...	5.922	5.922	5.922	5.922	5.922	5.922	1.12	1		Lateral
312	M1157	TWR_INNE...	8.375	8.375	8.375	8.375	8.375	8.375	1.06	1		Lateral
313	M1158	TWR_INNE...	8.375	8.375	8.375	8.375	8.375	8.375	1.06	1		Lateral
314	M1159	TWR_INNE...	8.375	8.375	8.375	8.375	8.375	8.375	1.06	1		Lateral
315	M1160	TWR_INNE...	8.375	8.375	8.375	8.375	8.375	8.375	1.06	1		Lateral
316	M1161	TWR_INNE...	5.922	5.922	5.922	5.922	5.922	5.922	1.12	1		Lateral
317	M1162	TWR_INNE...	5.922	5.922	5.922	5.922	5.922	5.922	1.12	1		Lateral
318	M1163	TWR_INNE...	5.922	5.922	5.922	5.922	5.922	5.922	1.12	1		Lateral
319	M1164	TWR_INNE...	5.922	5.922	5.922	5.922	5.922	5.922	1.12	1		Lateral
320	M1165	TWR_INNE...	5.922	5.922	5.922	5.922	5.922	5.922	1.12	1		Lateral
321	M1166	TWR_INNE...	5.922	5.922	5.922	5.922	5.922	5.922	1.12	1		Lateral
322	M1167	TWR_INNE...	5.922	5.922	5.922	5.922	5.922	5.922	1.12	1		Lateral
323	M1168	TWR_INNE...	5.922	5.922	5.922	5.922	5.922	5.922	1.12	1		Lateral
324	M1105	TWR_INNE...	8.375	8.375	8.375	8.375	8.375	8.375	1.06	1		Lateral
325	M1106	TWR_INNE...	8.375	8.375	8.375	8.375	8.375	8.375	1.06	1		Lateral
326	M1107	TWR_INNE...	8.375	8.375	8.375	8.375	8.375	8.375	1.06	1		Lateral
327	M1108	TWR_INNE...	8.375	8.375	8.375	8.375	8.375	8.375	1.06	1		Lateral
328	M1109	TWR_INNE...	5.922	5.922	5.922	5.922	5.922	5.922	1.12	1		Lateral
329	M1110	TWR_INNE...	5.922	5.922	5.922	5.922	5.922	5.922	1.12	1		Lateral
330	M1111	TWR_INNE...	5.922	5.922	5.922	5.922	5.922	5.922	1.12	1		Lateral
331	M1112	TWR_INNE...	5.922	5.922	5.922	5.922	5.922	5.922	1.12	1		Lateral
332	M1113	TWR_INNE...	5.922	5.922	5.922	5.922	5.922	5.922	1.12	1		Lateral
333	M1114	TWR_INNE...	5.922	5.922	5.922	5.922	5.922	5.922	1.12	1		Lateral
334	M1115	TWR_INNE...	5.922	5.922	5.922	5.922	5.922	5.922	1.12	1		Lateral
335	M1116	TWR_INNE...	5.922	5.922	5.922	5.922	5.922	5.922	1.12	1		Lateral
336	M1053	TWR_INNE...	8.375	8.375	8.375	8.375	8.375	8.375	1.06	1		Lateral
337	M1054	TWR_INNE...	8.375	8.375	8.375	8.375	8.375	8.375	1.06	1		Lateral
338	M1055	TWR_INNE...	8.375	8.375	8.375	8.375	8.375	8.375	1.06	1		Lateral
339	M1056	TWR_INNE...	8.375	8.375	8.375	8.375	8.375	8.375	1.06	1		Lateral
340	M1057	TWR_INNE...	5.922	5.922	5.922	5.922	5.922	5.922	1.12	1		Lateral
341	M1058	TWR_INNE...	5.922	5.922	5.922	5.922	5.922	5.922	1.12	1		Lateral
342	M1059	TWR_INNE...	5.922	5.922	5.922	5.922	5.922	5.922	1.12	1		Lateral
343	M1060	TWR_INNE...	5.922	5.922	5.922	5.922	5.922	5.922	1.12	1		Lateral
344	M1061	TWR_INNE...	5.922	5.922	5.922	5.922	5.922	5.922	1.12	1		Lateral
345	M1062	TWR_INNE...	5.922	5.922	5.922	5.922	5.922	5.922	1.12	1		Lateral
346	M1063	TWR_INNE...	5.922	5.922	5.922	5.922	5.922	5.922	1.12	1		Lateral
347	M1064	TWR_INNE...	5.922	5.922	5.922	5.922	5.922	5.922	1.12	1		Lateral
348	M1001	TWR_INNE...	8.375	8.375	8.375	8.375	8.375	8.375	1.06	1		Lateral
349	M1002	TWR_INNE...	8.375	8.375	8.375	8.375	8.375	8.375	1.06	1		Lateral
350	M1003	TWR_INNE...	8.375	8.375	8.375	8.375	8.375	8.375	1.06	1		Lateral
351	M1004	TWR_INNE...	8.375	8.375	8.375	8.375	8.375	8.375	1.06	1		Lateral
352	M1005	TWR_INNE...	5.922	5.922	5.922	5.922	5.922	5.922	1.12	1		Lateral
353	M1006	TWR_INNE...	5.922	5.922	5.922	5.922	5.922	5.922	1.12	1		Lateral
354	M1007	TWR_INNE...	5.922	5.922	5.922	5.922	5.922	5.922	1.12	1		Lateral
355	M1008	TWR_INNE...	5.922	5.922	5.922	5.922	5.922	5.922	1.12	1		Lateral
356	M1009	TWR_INNE...	5.922	5.922	5.922	5.922	5.922	5.922	1.12	1		Lateral
357	M1010	TWR_INNE...	5.922	5.922	5.922	5.922	5.922	5.922	1.12	1		Lateral
358	M1011	TWR_INNE...	5.922	5.922	5.922	5.922	5.922	5.922	1.12	1		Lateral

Hot Rolled Steel Design Parameters (Continued)

Label	Shape	Length[ft]	Lbby[ft]	Lbzz[ft]	Lcomp top[ft]	Lcomp bot[ft]	L-torqu...	Kyy	Kzz	Cb	Function
359	M1012	TWR_INNE...	5.922	5.922	5.922	5.922	5.922	5.922	1.12	1	Lateral
360	M949	TWR_INNE...	8.375	8.375	8.375	8.375	8.375	8.375	1.06	1	Lateral
361	M950	TWR_INNE...	8.375	8.375	8.375	8.375	8.375	8.375	1.06	1	Lateral
362	M951	TWR_INNE...	8.375	8.375	8.375	8.375	8.375	8.375	1.06	1	Lateral
363	M952	TWR_INNE...	8.375	8.375	8.375	8.375	8.375	8.375	1.06	1	Lateral
364	M953	TWR_INNE...	5.922	5.922	5.922	5.922	5.922	5.922	1.12	1	Lateral
365	M954	TWR_INNE...	5.922	5.922	5.922	5.922	5.922	5.922	1.12	1	Lateral
366	M955	TWR_INNE...	5.922	5.922	5.922	5.922	5.922	5.922	1.12	1	Lateral
367	M956	TWR_INNE...	5.922	5.922	5.922	5.922	5.922	5.922	1.12	1	Lateral
368	M957	TWR_INNE...	5.922	5.922	5.922	5.922	5.922	5.922	1.12	1	Lateral
369	M958	TWR_INNE...	5.922	5.922	5.922	5.922	5.922	5.922	1.12	1	Lateral
370	M959	TWR_INNE...	5.922	5.922	5.922	5.922	5.922	5.922	1.12	1	Lateral
371	M960	TWR_INNE...	5.922	5.922	5.922	5.922	5.922	5.922	1.12	1	Lateral
372	M897	TWR_INNE...	8.375	8.375	8.375	8.375	8.375	8.375	1.06	1	Lateral
373	M898	TWR_INNE...	8.375	8.375	8.375	8.375	8.375	8.375	1.06	1	Lateral
374	M899	TWR_INNE...	8.375	8.375	8.375	8.375	8.375	8.375	1.06	1	Lateral
375	M900	TWR_INNE...	8.375	8.375	8.375	8.375	8.375	8.375	1.06	1	Lateral
376	M901	TWR_INNE...	5.922	5.922	5.922	5.922	5.922	5.922	1.12	1	Lateral
377	M902	TWR_INNE...	5.922	5.922	5.922	5.922	5.922	5.922	1.12	1	Lateral
378	M903	TWR_INNE...	5.922	5.922	5.922	5.922	5.922	5.922	1.12	1	Lateral
379	M904	TWR_INNE...	5.922	5.922	5.922	5.922	5.922	5.922	1.12	1	Lateral
380	M905	TWR_INNE...	5.922	5.922	5.922	5.922	5.922	5.922	1.12	1	Lateral
381	M906	TWR_INNE...	5.922	5.922	5.922	5.922	5.922	5.922	1.12	1	Lateral
382	M907	TWR_INNE...	5.922	5.922	5.922	5.922	5.922	5.922	1.12	1	Lateral
383	M908	TWR_INNE...	5.922	5.922	5.922	5.922	5.922	5.922	1.12	1	Lateral
384	M1266	TWR_LEG ...	13.72	13.72	13.72	13.72	13.72	13.72	1.02	1	Lateral
385	M1267	TWR_LEG ...	13.72	13.72	13.72	13.72	13.72	13.72	1.02	1	Lateral
386	M1268	TWR_LEG ...	13.72	13.72	13.72	13.72	13.72	13.72	1.02	1	Lateral
387	M1269	TWR_LEG ...	13.72	13.72	13.72	13.72	13.72	13.72	1.02	1	Lateral
388	M1	TWR_LEG ...	13.72	13.72	13.72	13.72	13.72	13.72	1	1	Lateral
389	M2	TWR_LEG ...	13.72	13.72	13.72	13.72	13.72	13.72	1	1	Lateral
390	M3	TWR_LEG ...	13.72	13.72	13.72	13.72	13.72	13.72	1	1	Lateral
391	M4	TWR_LEG ...	13.72	13.72	13.72	13.72	13.72	13.72	1	1	Lateral
392	M47	TWR_LEG ...	25	6.25	6.25	6.25	6.25	6.25	1	1	Lateral
393	M48	TWR_LEG ...	25	6.25	6.25	6.25	6.25	6.25	1	1	Lateral
394	M49	TWR_LEG ...	25	6.25	6.25	6.25	6.25	6.25	1	1	Lateral
395	M50	TWR_LEG ...	25	6.25	6.25	6.25	6.25	6.25	1	1	Lateral
396	M119	TWR_LEG ...	25	6.25	6.25	6.25	6.25	6.25	1	1	Lateral
397	M120	TWR_LEG ...	25	6.25	6.25	6.25	6.25	6.25	1	1	Lateral
398	M121	TWR_LEG ...	25	6.25	6.25	6.25	6.25	6.25	1	1	Lateral
399	M122	TWR_LEG ...	25	6.25	6.25	6.25	6.25	6.25	1	1	Lateral
400	M200	TWR_LEG ...	25	6.25	6.25	6.25	6.25	6.25	1	1	Lateral
401	M201	TWR_LEG ...	25	6.25	6.25	6.25	6.25	6.25	1	1	Lateral
402	M202	TWR_LEG ...	25	6.25	6.25	6.25	6.25	6.25	1	1	Lateral
403	M203	TWR_LEG ...	25	6.25	6.25	6.25	6.25	6.25	1	1	Lateral
404	M281	TWR_LEG ...	25	6.25	6.25	6.25	6.25	6.25	1	1	Lateral
405	M282	TWR_LEG ...	25	6.25	6.25	6.25	6.25	6.25	1	1	Lateral
406	M283	TWR_LEG ...	25	6.25	6.25	6.25	6.25	6.25	1	1	Lateral
407	M284	TWR_LEG ...	25	6.25	6.25	6.25	6.25	6.25	1	1	Lateral
408	M362	TWR_LEG ...	25	6.25	6.25	6.25	6.25	6.25	1	1	Lateral
409	M363	TWR_LEG ...	25	6.25	6.25	6.25	6.25	6.25	1	1	Lateral
410	M364	TWR_LEG ...	25	6.25	6.25	6.25	6.25	6.25	1	1	Lateral
411	M365	TWR_LEG ...	25	6.25	6.25	6.25	6.25	6.25	1	1	Lateral
412	M443	TWR_LEG ...	25	6.25	6.25	6.25	6.25	6.25	1	1	Lateral
413	M444	TWR_LEG ...	25	6.25	6.25	6.25	6.25	6.25	1	1	Lateral
414	M445	TWR_LEG ...	25	6.25	6.25	6.25	6.25	6.25	1	1	Lateral
415	M446	TWR_LEG ...	25	6.25	6.25	6.25	6.25	6.25	1	1	Lateral

Hot Rolled Steel Design Parameters (Continued)

Label	Shape	Length[ft]	Lby[ft]	Lbzz[ft]	Lcomp top[ft]	Lcomp bot[ft]	L-torqu...	Kyy	Kzz	Cb	Function
416	M524	TWR_LEG ...	25	6.25	6.25	6.25	6.25	6.25	1	1	Lateral
417	M525	TWR_LEG ...	25	6.25	6.25	6.25	6.25	6.25	1	1	Lateral
418	M526	TWR_LEG ...	25	6.25	6.25	6.25	6.25	6.25	1	1	Lateral
419	M527	TWR_LEG ...	25	6.25	6.25	6.25	6.25	6.25	1	1	Lateral
420	M605	TWR_LEG ...	25	6.25	6.25	6.25	6.25	6.25	1	1	Lateral
421	M606	TWR_LEG ...	25	6.25	6.25	6.25	6.25	6.25	1	1	Lateral
422	M607	TWR_LEG ...	25	6.25	6.25	6.25	6.25	6.25	1	1	Lateral
423	M608	TWR_LEG ...	25	6.25	6.25	6.25	6.25	6.25	1	1	Lateral
424	M686	TWR_LEG ...	37.546	Segment	Segment	Segment	Segment	Segme...	1	1	Lateral
425	M687	TWR_LEG ...	37.546	Segment	Segment	Segment	Segment	Segme...	1	1	Lateral
426	M688	TWR_LEG ...	37.546	Segment	Segment	Segment	Segment	Segme...	1	1	Lateral
427	M689	TWR_LEG ...	37.546	Segment	Segment	Segment	Segment	Segme...	1	1	Lateral
428	M882	TWR_RED...	12.14	12.14	12.14	12.14	12.14	12.14	1.03	1	Lateral
429	M883	TWR_RED...	12.14	12.14	12.14	12.14	12.14	12.14	1.03	1	Lateral
430	M884	TWR_RED...	12.14	12.14	12.14	12.14	12.14	12.14	1.03	1	Lateral
431	M885	TWR_RED...	12.14	12.14	12.14	12.14	12.14	12.14	1.03	1	Lateral
432	M886	TWR_RED...	12.14	12.14	12.14	12.14	12.14	12.14	1.03	1	Lateral
433	M887	TWR_RED...	12.14	12.14	12.14	12.14	12.14	12.14	1.03	1	Lateral
434	M888	TWR_RED...	12.14	12.14	12.14	12.14	12.14	12.14	1.03	1	Lateral
435	M889	TWR_RED...	12.14	12.14	12.14	12.14	12.14	12.14	1.03	1	Lateral
436	M791	TWR_RED...	6.795	6.795	6.795	6.795	6.795	6.795	1	1	Lateral
437	M792	TWR_RED...	6.738	6.738	6.738	6.738	6.738	6.738	1	1	Lateral
438	M793	TWR_RED...	6.795	6.795	6.795	6.795	6.795	6.795	1	1	Lateral
439	M794	TWR_RED...	6.738	6.738	6.738	6.738	6.738	6.738	1	1	Lateral
440	M795	TWR_RED...	6.738	6.738	6.738	6.738	6.738	6.738	1	1	Lateral
441	M796	TWR_RED...	6.795	6.795	6.795	6.795	6.795	6.795	1	1	Lateral
442	M797	TWR_RED...	6.795	6.795	6.795	6.795	6.795	6.795	1	1	Lateral
443	M798	TWR_RED...	6.738	6.738	6.738	6.738	6.738	6.738	1	1	Lateral
444	M56	TWR_RED...	10.45	10.13	10.13	10.13	10.13	10.13	1.04	1	Lateral
445	M64	TWR_RED...	10.45	10.13	10.13	10.13	10.13	10.13	1.04	1	Lateral
446	M72	TWR_RED...	10.45	10.13	10.13	10.13	10.13	10.13	1.04	1	Lateral
447	M80	TWR_RED...	10.45	10.13	10.13	10.13	10.13	10.13	1.04	1	Lateral
448	M88	TWR_RED...	10.45	10.13	10.13	10.13	10.13	10.13	1.04	1	Lateral
449	M96	TWR_RED...	10.45	10.13	10.13	10.13	10.13	10.13	1.04	1	Lateral
450	M104	TWR_RED...	10.45	10.13	10.13	10.13	10.13	10.13	1.04	1	Lateral
451	M112	TWR_RED...	10.45	10.13	10.13	10.13	10.13	10.13	1.04	1	Lateral
452	M129	TWR_RED...	10.45	10.13	10.13	10.13	10.13	10.13	1.04	1	Lateral
453	M137	TWR_RED...	10.45	10.13	10.13	10.13	10.13	10.13	1.04	1	Lateral
454	M146	TWR_RED...	10.45	10.13	10.13	10.13	10.13	10.13	1.04	1	Lateral
455	M154	TWR_RED...	10.45	10.13	10.13	10.13	10.13	10.13	1.04	1	Lateral
456	M163	TWR_RED...	10.45	10.13	10.13	10.13	10.13	10.13	1.04	1	Lateral
457	M171	TWR_RED...	10.45	10.13	10.13	10.13	10.13	10.13	1.04	1	Lateral
458	M180	TWR_RED...	10.45	10.13	10.13	10.13	10.13	10.13	1.04	1	Lateral
459	M188	TWR_RED...	10.45	10.13	10.13	10.13	10.13	10.13	1.04	1	Lateral
460	M210	TWR_RED...	10.45	10.12	10.12	10.12	10.12	10.12	1.04	1	Lateral
461	M218	TWR_RED...	10.45	10.12	10.12	10.12	10.12	10.12	1.04	1	Lateral
462	M227	TWR_RED...	10.45	10.12	10.12	10.12	10.12	10.12	1.04	1	Lateral
463	M235	TWR_RED...	10.45	10.12	10.12	10.12	10.12	10.12	1.04	1	Lateral
464	M244	TWR_RED...	10.45	10.12	10.12	10.12	10.12	10.12	1.04	1	Lateral
465	M252	TWR_RED...	10.45	10.12	10.12	10.12	10.12	10.12	1.04	1	Lateral
466	M261	TWR_RED...	10.45	10.12	10.12	10.12	10.12	10.12	1.04	1	Lateral
467	M269	TWR_RED...	10.45	10.12	10.12	10.12	10.12	10.12	1.04	1	Lateral
468	M291	TWR_RED...	10.45	10.03	10.03	10.03	10.03	10.03	1.04	1	Lateral
469	M299	TWR_RED...	10.45	10.03	10.03	10.03	10.03	10.03	1.04	1	Lateral
470	M308	TWR_RED...	10.45	10.03	10.03	10.03	10.03	10.03	1.04	1	Lateral
471	M316	TWR_RED...	10.45	10.03	10.03	10.03	10.03	10.03	1.04	1	Lateral
472	M325	TWR_RED...	10.45	10.03	10.03	10.03	10.03	10.03	1.04	1	Lateral



Company : GPD
 Designer : J. Stokes
 Job Number : 2019736.27
 Model Name : CHESHIRE SW

May 13, 2019
 7:58 PM
 Checked By: _____

Hot Rolled Steel Design Parameters (Continued)

	Label	Shape	Length[ft]	Lbyy[ft]	Lbzz[ft]	Lcomp top[ft]	Lcomp bot[ft]	L-torqu...	Kyy	Kzz	Cb	Function
473	M333	TWR_RED...	10.45	10.03	10.03	10.03	10.03	10.03	1.04	1		Lateral
474	M342	TWR_RED...	10.45	10.03	10.03	10.03	10.03	10.03	1.04	1		Lateral
475	M350	TWR_RED...	10.45	10.03	10.03	10.03	10.03	10.03	1.04	1		Lateral
476	M372	TWR_RED...	10.45	10.02	10.02	10.02	10.02	10.02	1.04	1		Lateral
477	M380	TWR_RED...	10.45	10.02	10.02	10.02	10.02	10.02	1.04	1		Lateral
478	M389	TWR_RED...	10.45	10.02	10.02	10.02	10.02	10.02	1.04	1		Lateral
479	M397	TWR_RED...	10.45	10.02	10.02	10.02	10.02	10.02	1.04	1		Lateral
480	M406	TWR_RED...	10.45	10.02	10.02	10.02	10.02	10.02	1.04	1		Lateral
481	M414	TWR_RED...	10.45	10.02	10.02	10.02	10.02	10.02	1.04	1		Lateral
482	M423	TWR_RED...	10.45	10.02	10.02	10.02	10.02	10.02	1.04	1		Lateral
483	M431	TWR_RED...	10.45	10.02	10.02	10.02	10.02	10.02	1.04	1		Lateral
484	M453	TWR_RED...	10.45	9.93	9.93	9.93	9.93	9.93	1.05	1		Lateral
485	M461	TWR_RED...	10.45	9.93	9.93	9.93	9.93	9.93	1.05	1		Lateral
486	M470	TWR_RED...	10.45	9.93	9.93	9.93	9.93	9.93	1.05	1		Lateral
487	M478	TWR_RED...	10.45	9.93	9.93	9.93	9.93	9.93	1.05	1		Lateral
488	M487	TWR_RED...	10.45	9.93	9.93	9.93	9.93	9.93	1.05	1		Lateral
489	M495	TWR_RED...	10.45	9.93	9.93	9.93	9.93	9.93	1.05	1		Lateral
490	M504	TWR_RED...	10.45	9.93	9.93	9.93	9.93	9.93	1.05	1		Lateral
491	M512	TWR_RED...	10.45	9.93	9.93	9.93	9.93	9.93	1.05	1		Lateral
492	M534	TWR_RED...	10.45	9.92	9.92	9.92	9.92	9.92	1.05	1		Lateral
493	M542	TWR_RED...	10.45	9.92	9.92	9.92	9.92	9.92	1.05	1		Lateral
494	M551	TWR_RED...	10.45	9.92	9.92	9.92	9.92	9.92	1.05	1		Lateral
495	M559	TWR_RED...	10.45	9.92	9.92	9.92	9.92	9.92	1.05	1		Lateral
496	M568	TWR_RED...	10.45	9.92	9.92	9.92	9.92	9.92	1.05	1		Lateral
497	M576	TWR_RED...	10.45	9.92	9.92	9.92	9.92	9.92	1.05	1		Lateral
498	M585	TWR_RED...	10.45	9.92	9.92	9.92	9.92	9.92	1.05	1		Lateral
499	M593	TWR_RED...	10.45	9.92	9.92	9.92	9.92	9.92	1.05	1		Lateral
500	M615	TWR_RED...	10.45	9.91	9.91	9.91	9.91	9.91	1.05	1		Lateral
501	M623	TWR_RED...	10.45	9.91	9.91	9.91	9.91	9.91	1.05	1		Lateral
502	M632	TWR_RED...	10.45	9.91	9.91	9.91	9.91	9.91	1.05	1		Lateral
503	M640	TWR_RED...	10.45	9.91	9.91	9.91	9.91	9.91	1.05	1		Lateral
504	M649	TWR_RED...	10.45	9.91	9.91	9.91	9.91	9.91	1.05	1		Lateral
505	M657	TWR_RED...	10.45	9.91	9.91	9.91	9.91	9.91	1.05	1		Lateral
506	M666	TWR_RED...	10.45	9.91	9.91	9.91	9.91	9.91	1.05	1		Lateral
507	M674	TWR_RED...	10.45	9.91	9.91	9.91	9.91	9.91	1.05	1		Lateral
508	M696	TWR_RED...	10.23	9.44	9.44	9.44	9.44	9.44	1.05	1		Lateral
509	M706	TWR_RED...	10.23	9.44	9.44	9.44	9.44	9.44	1.05	1		Lateral
510	M717	TWR_RED...	10.343	9.553	9.553	9.553	9.553	9.553	1.05	1		Lateral
511	M727	TWR_RED...	10.343	9.553	9.553	9.553	9.553	9.553	1.05	1		Lateral
512	M738	TWR_RED...	10.23	9.44	9.44	9.44	9.44	9.44	1.05	1		Lateral
513	M748	TWR_RED...	10.23	9.44	9.44	9.44	9.44	9.44	1.05	1		Lateral
514	M759	TWR_RED...	10.343	9.553	9.553	9.553	9.553	9.553	1.05	1		Lateral
515	M769	TWR_RED...	10.343	9.553	9.553	9.553	9.553	9.553	1.05	1		Lateral
516	M57	TWR_RED...	10.45	10.13	10.13	10.13	10.13	10.13	1.04	1		Lateral
517	M58	TWR_RED...	7.523	7.203	7.203	7.203	7.203	7.203	1.08	1		Lateral
518	M65	TWR_RED...	10.45	10.13	10.13	10.13	10.13	10.13	1.04	1		Lateral
519	M66	TWR_RED...	7.523	7.203	7.203	7.203	7.203	7.203	1.08	1		Lateral
520	M73	TWR_RED...	10.45	10.13	10.13	10.13	10.13	10.13	1.04	1		Lateral
521	M74	TWR_RED...	7.523	7.203	7.203	7.203	7.203	7.203	1.08	1		Lateral
522	M81	TWR_RED...	10.45	10.13	10.13	10.13	10.13	10.13	1.04	1		Lateral
523	M82	TWR_RED...	7.523	7.203	7.203	7.203	7.203	7.203	1.08	1		Lateral
524	M89	TWR_RED...	10.45	10.13	10.13	10.13	10.13	10.13	1.04	1		Lateral
525	M90	TWR_RED...	7.523	7.203	7.203	7.203	7.203	7.203	1.08	1		Lateral
526	M97	TWR_RED...	10.45	10.13	10.13	10.13	10.13	10.13	1.04	1		Lateral
527	M98	TWR_RED...	7.523	7.203	7.203	7.203	7.203	7.203	1.08	1		Lateral
528	M105	TWR_RED...	10.45	10.13	10.13	10.13	10.13	10.13	1.04	1		Lateral
529	M106	TWR_RED...	7.523	7.203	7.203	7.203	7.203	7.203	1.08	1		Lateral



Company : GPD
 Designer : J. Stokes
 Job Number : 2019736.27
 Model Name : CHESHIRE SW

May 13, 2019
 7:58 PM
 Checked By: _____

Hot Rolled Steel Design Parameters (Continued)

	Label	Shape	Length[ft]	Lby[ft]	Lbzz[ft]	Lcomp top[ft]	Lcomp bot[ft]	L-torqu...	Kyy	Kzz	Cb	Function
530	M113	TWR_RED...	10.45	10.13	10.13	10.13	10.13	10.13	1.04	1		Lateral
531	M114	TWR_RED...	7.523	7.203	7.203	7.203	7.203	7.203	1.08	1		Lateral
532	M130	TWR_RED...	10.45	10.13	10.13	10.13	10.13	10.13	1.04	1		Lateral
533	M131	TWR_RED...	7.523	7.203	7.203	7.203	7.203	7.203	1.08	1		Lateral
534	M138	TWR_RED...	10.45	10.13	10.13	10.13	10.13	10.13	1.04	1		Lateral
535	M139	TWR_RED...	7.523	7.203	7.203	7.203	7.203	7.203	1.08	1		Lateral
536	M147	TWR_RED...	10.45	10.13	10.13	10.13	10.13	10.13	1.04	1		Lateral
537	M148	TWR_RED...	7.523	7.203	7.203	7.203	7.203	7.203	1.08	1		Lateral
538	M155	TWR_RED...	10.45	10.13	10.13	10.13	10.13	10.13	1.04	1		Lateral
539	M156	TWR_RED...	7.523	7.203	7.203	7.203	7.203	7.203	1.08	1		Lateral
540	M164	TWR_RED...	10.45	10.13	10.13	10.13	10.13	10.13	1.04	1		Lateral
541	M165	TWR_RED...	7.523	7.203	7.203	7.203	7.203	7.203	1.08	1		Lateral
542	M172	TWR_RED...	10.45	10.13	10.13	10.13	10.13	10.13	1.04	1		Lateral
543	M173	TWR_RED...	7.523	7.203	7.203	7.203	7.203	7.203	1.08	1		Lateral
544	M181	TWR_RED...	10.45	10.13	10.13	10.13	10.13	10.13	1.04	1		Lateral
545	M182	TWR_RED...	7.523	7.203	7.203	7.203	7.203	7.203	1.08	1		Lateral
546	M189	TWR_RED...	10.45	10.13	10.13	10.13	10.13	10.13	1.04	1		Lateral
547	M190	TWR_RED...	7.523	7.203	7.203	7.203	7.203	7.203	1.08	1		Lateral
548	M211	TWR_RED...	10.45	10.12	10.12	10.12	10.12	10.12	1.04	1		Lateral
549	M212	TWR_RED...	7.523	7.193	7.193	7.193	7.193	7.193	1.08	1		Lateral
550	M219	TWR_RED...	10.45	10.12	10.12	10.12	10.12	10.12	1.04	1		Lateral
551	M220	TWR_RED...	7.523	7.193	7.193	7.193	7.193	7.193	1.08	1		Lateral
552	M228	TWR_RED...	10.45	10.12	10.12	10.12	10.12	10.12	1.04	1		Lateral
553	M229	TWR_RED...	7.523	7.193	7.193	7.193	7.193	7.193	1.08	1		Lateral
554	M236	TWR_RED...	10.45	10.12	10.12	10.12	10.12	10.12	1.04	1		Lateral
555	M237	TWR_RED...	7.523	7.193	7.193	7.193	7.193	7.193	1.08	1		Lateral
556	M245	TWR_RED...	10.45	10.12	10.12	10.12	10.12	10.12	1.04	1		Lateral
557	M246	TWR_RED...	7.523	7.193	7.193	7.193	7.193	7.193	1.08	1		Lateral
558	M253	TWR_RED...	10.45	10.12	10.12	10.12	10.12	10.12	1.04	1		Lateral
559	M254	TWR_RED...	7.523	7.193	7.193	7.193	7.193	7.193	1.08	1		Lateral
560	M262	TWR_RED...	10.45	10.12	10.12	10.12	10.12	10.12	1.04	1		Lateral
561	M263	TWR_RED...	7.523	7.193	7.193	7.193	7.193	7.193	1.08	1		Lateral
562	M270	TWR_RED...	10.45	10.12	10.12	10.12	10.12	10.12	1.04	1		Lateral
563	M271	TWR_RED...	7.523	7.193	7.193	7.193	7.193	7.193	1.08	1		Lateral
564	M292	TWR_RED...	10.45	10.03	10.03	10.03	10.03	10.03	1.04	1		Lateral
565	M293	TWR_RED...	7.523	7.103	7.103	7.103	7.103	7.103	1.09	1		Lateral
566	M300	TWR_RED...	10.45	10.03	10.03	10.03	10.03	10.03	1.04	1		Lateral
567	M301	TWR_RED...	7.523	7.103	7.103	7.103	7.103	7.103	1.09	1		Lateral
568	M309	TWR_RED...	10.45	10.03	10.03	10.03	10.03	10.03	1.04	1		Lateral
569	M310	TWR_RED...	7.523	7.103	7.103	7.103	7.103	7.103	1.09	1		Lateral
570	M317	TWR_RED...	10.45	10.03	10.03	10.03	10.03	10.03	1.04	1		Lateral
571	M318	TWR_RED...	7.523	7.103	7.103	7.103	7.103	7.103	1.09	1		Lateral
572	M326	TWR_RED...	10.45	10.03	10.03	10.03	10.03	10.03	1.04	1		Lateral
573	M327	TWR_RED...	7.523	7.103	7.103	7.103	7.103	7.103	1.09	1		Lateral
574	M334	TWR_RED...	10.45	10.03	10.03	10.03	10.03	10.03	1.04	1		Lateral
575	M335	TWR_RED...	7.523	7.103	7.103	7.103	7.103	7.103	1.09	1		Lateral
576	M343	TWR_RED...	10.45	10.03	10.03	10.03	10.03	10.03	1.04	1		Lateral
577	M344	TWR_RED...	7.523	7.103	7.103	7.103	7.103	7.103	1.09	1		Lateral
578	M351	TWR_RED...	10.45	10.03	10.03	10.03	10.03	10.03	1.04	1		Lateral
579	M352	TWR_RED...	7.523	7.103	7.103	7.103	7.103	7.103	1.09	1		Lateral
580	M373	TWR_RED...	10.45	10.02	10.02	10.02	10.02	10.02	1.04	1		Lateral
581	M374	TWR_RED...	7.523	7.093	7.093	7.093	7.093	7.093	1.09	1		Lateral
582	M381	TWR_RED...	10.45	10.02	10.02	10.02	10.02	10.02	1.04	1		Lateral
583	M382	TWR_RED...	7.523	7.093	7.093	7.093	7.093	7.093	1.09	1		Lateral
584	M390	TWR_RED...	10.45	10.02	10.02	10.02	10.02	10.02	1.04	1		Lateral
585	M391	TWR_RED...	7.523	7.093	7.093	7.093	7.093	7.093	1.09	1		Lateral
586	M398	TWR_RED...	10.45	10.02	10.02	10.02	10.02	10.02	1.04	1		Lateral



Company : GPD
 Designer : J. Stokes
 Job Number : 2019736.27
 Model Name : CHESHIRE SW

May 13, 2019
 7:58 PM
 Checked By: _____

Hot Rolled Steel Design Parameters (Continued)

	Label	Shape	Length[ft]	Lbby[ft]	Lbzz[ft]	Lcomp top[ft]	Lcomp bot[ft]	L-torqu...	Kyy	Kzz	Cb	Function
587	M399	TWR_RED...	7.523	7.093	7.093	7.093	7.093	7.093	1.09	1		Lateral
588	M407	TWR_RED...	10.45	10.02	10.02	10.02	10.02	10.02	1.04	1		Lateral
589	M408	TWR_RED...	7.523	7.093	7.093	7.093	7.093	7.093	1.09	1		Lateral
590	M415	TWR_RED...	10.45	10.02	10.02	10.02	10.02	10.02	1.04	1		Lateral
591	M416	TWR_RED...	7.523	7.093	7.093	7.093	7.093	7.093	1.09	1		Lateral
592	M424	TWR_RED...	10.45	10.02	10.02	10.02	10.02	10.02	1.04	1		Lateral
593	M425	TWR_RED...	7.523	7.093	7.093	7.093	7.093	7.093	1.09	1		Lateral
594	M432	TWR_RED...	10.45	10.02	10.02	10.02	10.02	10.02	1.04	1		Lateral
595	M433	TWR_RED...	7.523	7.093	7.093	7.093	7.093	7.093	1.09	1		Lateral
596	M454	TWR_RED...	10.45	9.93	9.93	9.93	9.93	9.93	1.05	1		Lateral
597	M455	TWR_RED...	7.523	7.003	7.003	7.003	7.003	7.003	1.09	1		Lateral
598	M462	TWR_RED...	10.45	9.93	9.93	9.93	9.93	9.93	1.05	1		Lateral
599	M463	TWR_RED...	7.523	7.003	7.003	7.003	7.003	7.003	1.09	1		Lateral
600	M471	TWR_RED...	10.45	9.93	9.93	9.93	9.93	9.93	1.05	1		Lateral
601	M472	TWR_RED...	7.523	7.003	7.003	7.003	7.003	7.003	1.09	1		Lateral
602	M479	TWR_RED...	10.45	9.93	9.93	9.93	9.93	9.93	1.05	1		Lateral
603	M480	TWR_RED...	7.523	7.003	7.003	7.003	7.003	7.003	1.09	1		Lateral
604	M488	TWR_RED...	10.45	9.93	9.93	9.93	9.93	9.93	1.05	1		Lateral
605	M489	TWR_RED...	7.523	7.003	7.003	7.003	7.003	7.003	1.09	1		Lateral
606	M496	TWR_RED...	10.45	9.93	9.93	9.93	9.93	9.93	1.05	1		Lateral
607	M497	TWR_RED...	7.523	7.003	7.003	7.003	7.003	7.003	1.09	1		Lateral
608	M505	TWR_RED...	10.45	9.93	9.93	9.93	9.93	9.93	1.05	1		Lateral
609	M506	TWR_RED...	7.523	7.003	7.003	7.003	7.003	7.003	1.09	1		Lateral
610	M513	TWR_RED...	10.45	9.93	9.93	9.93	9.93	9.93	1.05	1		Lateral
611	M514	TWR_RED...	7.523	7.003	7.003	7.003	7.003	7.003	1.09	1		Lateral
612	M535	TWR_RED...	10.45	9.92	9.92	9.92	9.92	9.92	1.05	1		Lateral
613	M536	TWR_RED...	7.523	6.993	6.993	6.993	6.993	6.993	1.09	1		Lateral
614	M543	TWR_RED...	10.45	9.92	9.92	9.92	9.92	9.92	1.05	1		Lateral
615	M544	TWR_RED...	7.523	6.993	6.993	6.993	6.993	6.993	1.09	1		Lateral
616	M552	TWR_RED...	10.45	9.92	9.92	9.92	9.92	9.92	1.05	1		Lateral
617	M553	TWR_RED...	7.523	6.993	6.993	6.993	6.993	6.993	1.09	1		Lateral
618	M560	TWR_RED...	10.45	9.92	9.92	9.92	9.92	9.92	1.05	1		Lateral
619	M561	TWR_RED...	7.523	6.993	6.993	6.993	6.993	6.993	1.09	1		Lateral
620	M569	TWR_RED...	10.45	9.92	9.92	9.92	9.92	9.92	1.05	1		Lateral
621	M570	TWR_RED...	7.523	6.993	6.993	6.993	6.993	6.993	1.09	1		Lateral
622	M577	TWR_RED...	10.45	9.92	9.92	9.92	9.92	9.92	1.05	1		Lateral
623	M578	TWR_RED...	7.523	6.993	6.993	6.993	6.993	6.993	1.09	1		Lateral
624	M586	TWR_RED...	10.45	9.92	9.92	9.92	9.92	9.92	1.05	1		Lateral
625	M587	TWR_RED...	7.523	6.993	6.993	6.993	6.993	6.993	1.09	1		Lateral
626	M594	TWR_RED...	10.45	9.92	9.92	9.92	9.92	9.92	1.05	1		Lateral
627	M595	TWR_RED...	7.523	6.993	6.993	6.993	6.993	6.993	1.09	1		Lateral
628	M616	TWR_RED...	10.45	9.91	9.91	9.91	9.91	9.91	1.05	1		Lateral
629	M617	TWR_RED...	7.523	6.983	6.983	6.983	6.983	6.983	1.09	1		Lateral
630	M624	TWR_RED...	10.45	9.91	9.91	9.91	9.91	9.91	1.05	1		Lateral
631	M625	TWR_RED...	7.523	6.983	6.983	6.983	6.983	6.983	1.09	1		Lateral
632	M633	TWR_RED...	10.45	9.91	9.91	9.91	9.91	9.91	1.05	1		Lateral
633	M634	TWR_RED...	7.523	6.983	6.983	6.983	6.983	6.983	1.09	1		Lateral
634	M641	TWR_RED...	10.45	9.91	9.91	9.91	9.91	9.91	1.05	1		Lateral
635	M642	TWR_RED...	7.523	6.983	6.983	6.983	6.983	6.983	1.09	1		Lateral
636	M650	TWR_RED...	10.45	9.91	9.91	9.91	9.91	9.91	1.05	1		Lateral
637	M651	TWR_RED...	7.523	6.983	6.983	6.983	6.983	6.983	1.09	1		Lateral
638	M658	TWR_RED...	10.45	9.91	9.91	9.91	9.91	9.91	1.05	1		Lateral
639	M659	TWR_RED...	7.523	6.983	6.983	6.983	6.983	6.983	1.09	1		Lateral
640	M667	TWR_RED...	10.45	9.91	9.91	9.91	9.91	9.91	1.05	1		Lateral
641	M668	TWR_RED...	7.523	6.983	6.983	6.983	6.983	6.983	1.09	1		Lateral
642	M675	TWR_RED...	10.45	9.91	9.91	9.91	9.91	9.91	1.05	1		Lateral
643	M676	TWR_RED...	7.523	6.983	6.983	6.983	6.983	6.983	1.09	1		Lateral

Hot Rolled Steel Design Parameters (Continued)

Label	Shape	Length(fft)	Lbyy(fft)	Lbzz(fft)	Lcomp top(fft)	Lcomp bot(fft)	L-torqu...	Kyy	Kzz	Cb	Function
644	M698	TWR_RED...	12.556	11.896	11.896	11.896	11.896	11.896	1.03	1	Lateral
645	M708	TWR_RED...	12.556	11.896	11.896	11.896	11.896	11.896	1.03	1	Lateral
646	M719	TWR_RED...	12.679	12.019	12.019	12.019	12.019	12.019	1.03	1	Lateral
647	M729	TWR_RED...	12.679	12.019	12.019	12.019	12.019	12.019	1.03	1	Lateral
648	M740	TWR_RED...	12.556	11.896	11.896	11.896	11.896	11.896	1.03	1	Lateral
649	M750	TWR_RED...	12.556	11.896	11.896	11.896	11.896	11.896	1.03	1	Lateral
650	M761	TWR_RED...	12.679	12.266	12.266	12.266	12.266	12.266	1.03	1	Lateral
651	M771	TWR_RED...	12.679	12.019	12.019	12.019	12.019	12.019	1.03	1	Lateral
652	M699	TWR_RED...	10.675	9.995	9.995	9.995	9.995	9.995	1.05	1	Lateral
653	M700	TWR_RED...	8.199	7.519	7.519	7.519	7.519	7.519	1.08	1	Lateral
654	M709	TWR_RED...	10.675	9.995	9.995	9.995	9.995	9.995	1.05	1	Lateral
655	M710	TWR_RED...	8.199	7.519	7.519	7.519	7.519	7.519	1.08	1	Lateral
656	M720	TWR_RED...	10.565	9.885	9.885	9.885	9.885	9.885	1.05	1	Lateral
657	M721	TWR_RED...	8.293	7.613	7.613	7.613	7.613	7.613	1.08	1	Lateral
658	M730	TWR_RED...	10.565	9.885	9.885	9.885	9.885	9.885	1.05	1	Lateral
659	M731	TWR_RED...	8.293	7.613	7.613	7.613	7.613	7.613	1.08	1	Lateral
660	M741	TWR_RED...	10.675	9.995	9.995	9.995	9.995	9.995	1.05	1	Lateral
661	M742	TWR_RED...	8.199	7.519	7.519	7.519	7.519	7.519	1.08	1	Lateral
662	M751	TWR_RED...	10.675	9.995	9.995	9.995	9.995	9.995	1.05	1	Lateral
663	M752	TWR_RED...	8.199	7.519	7.519	7.519	7.519	7.519	1.08	1	Lateral
664	M762	TWR_RED...	10.565	9.885	9.885	9.885	9.885	9.885	1.05	1	Lateral
665	M763	TWR_RED...	8.293	7.613	7.613	7.613	7.613	7.613	1.08	1	Lateral
666	M772	TWR_RED...	10.565	9.885	9.885	9.885	9.885	9.885	1.05	1	Lateral
667	M773	TWR_RED...	8.293	7.613	7.613	7.613	7.613	7.613	1.08	1	Lateral
668	M17	TWR_RED...	9.149	8.839	8.839	8.839	8.839	8.839	1	1	Lateral
669	M20	TWR_RED...	9.149	8.839	8.839	8.839	8.839	8.839	1	1	Lateral
670	M24	TWR_RED...	9.149	8.839	8.839	8.839	8.839	8.839	1	1	Lateral
671	M27	TWR_RED...	9.149	8.839	8.839	8.839	8.839	8.839	1	1	Lateral
672	M31	TWR_RED...	9.149	8.839	8.839	8.839	8.839	8.839	1	1	Lateral
673	M34	TWR_RED...	9.149	8.839	8.839	8.839	8.839	8.839	1	1	Lateral
674	M38	TWR_RED...	9.149	8.839	8.839	8.839	8.839	8.839	1	1	Lateral
675	M41	TWR_RED...	9.149	8.839	8.839	8.839	8.839	8.839	1	1	Lateral
676	M54	TWR_RED...	7.523	7.06	7.06	7.06	7.06	7.06	1	1	Lateral
677	M62	TWR_RED...	7.523	7.06	7.06	7.06	7.06	7.06	1	1	Lateral
678	M70	TWR_RED...	7.523	7.06	7.06	7.06	7.06	7.06	1	1	Lateral
679	M78	TWR_RED...	7.523	7.06	7.06	7.06	7.06	7.06	1	1	Lateral
680	M86	TWR_RED...	7.523	7.06	7.06	7.06	7.06	7.06	1	1	Lateral
681	M94	TWR_RED...	7.523	7.06	7.06	7.06	7.06	7.06	1	1	Lateral
682	M102	TWR_RED...	7.523	7.06	7.06	7.06	7.06	7.06	1	1	Lateral
683	M110	TWR_RED...	7.523	7.06	7.06	7.06	7.06	7.06	1	1	Lateral
684	M127	TWR_RED...	7.523	7.06	7.06	7.06	7.06	7.06	1	1	Lateral
685	M135	TWR_RED...	7.523	7.06	7.06	7.06	7.06	7.06	1	1	Lateral
686	M144	TWR_RED...	7.523	7.06	7.06	7.06	7.06	7.06	1	1	Lateral
687	M152	TWR_RED...	7.523	7.06	7.06	7.06	7.06	7.06	1	1	Lateral
688	M161	TWR_RED...	7.523	7.06	7.06	7.06	7.06	7.06	1	1	Lateral
689	M169	TWR_RED...	7.523	7.06	7.06	7.06	7.06	7.06	1	1	Lateral
690	M178	TWR_RED...	7.523	7.06	7.06	7.06	7.06	7.06	1	1	Lateral
691	M186	TWR_RED...	7.523	7.06	7.06	7.06	7.06	7.06	1	1	Lateral
692	M208	TWR_RED...	7.523	7.05	7.05	7.05	7.05	7.05	1	1	Lateral
693	M216	TWR_RED...	7.523	7.05	7.05	7.05	7.05	7.05	1	1	Lateral
694	M225	TWR_RED...	7.523	7.05	7.05	7.05	7.05	7.05	1	1	Lateral
695	M233	TWR_RED...	7.523	7.05	7.05	7.05	7.05	7.05	1	1	Lateral
696	M242	TWR_RED...	7.523	7.05	7.05	7.05	7.05	7.05	1	1	Lateral
697	M250	TWR_RED...	7.523	7.05	7.05	7.05	7.05	7.05	1	1	Lateral
698	M259	TWR_RED...	7.523	7.05	7.05	7.05	7.05	7.05	1	1	Lateral
699	M267	TWR_RED...	7.523	7.05	7.05	7.05	7.05	7.05	1	1	Lateral
700	M289	TWR_RED...	7.523	6.92	6.92	6.92	6.92	6.92	1	1	Lateral



Company : GPD
 Designer : J. Stokes
 Job Number : 2019736.27
 Model Name : CHESHIRE SW

May 13, 2019
 7:58 PM
 Checked By: _____

Hot Rolled Steel Design Parameters (Continued)

	Label	Shape	Length[ft]	Lbyy[ft]	Lbzz[ft]	Lcomp top[ft]	Lcomp bot[ft]	L-torqu...	Kyy	Kzz	Cb	Function
701	M297	TWR_RED...	7.523	6.92	6.92	6.92	6.92	6.92	1	1		Lateral
702	M306	TWR_RED...	7.523	6.92	6.92	6.92	6.92	6.92	1	1		Lateral
703	M314	TWR_RED...	7.523	6.92	6.92	6.92	6.92	6.92	1	1		Lateral
704	M323	TWR_RED...	7.523	6.92	6.92	6.92	6.92	6.92	1	1		Lateral
705	M331	TWR_RED...	7.523	6.92	6.92	6.92	6.92	6.92	1	1		Lateral
706	M340	TWR_RED...	7.523	6.92	6.92	6.92	6.92	6.92	1	1		Lateral
707	M348	TWR_RED...	7.523	6.92	6.92	6.92	6.92	6.92	1	1		Lateral
708	M370	TWR_RED...	7.523	6.91	6.91	6.91	6.91	6.91	1	1		Lateral
709	M378	TWR_RED...	7.523	6.91	6.91	6.91	6.91	6.91	1	1		Lateral
710	M387	TWR_RED...	7.523	6.91	6.91	6.91	6.91	6.91	1	1		Lateral
711	M395	TWR_RED...	7.523	6.91	6.91	6.91	6.91	6.91	1	1		Lateral
712	M404	TWR_RED...	7.523	6.91	6.91	6.91	6.91	6.91	1	1		Lateral
713	M412	TWR_RED...	7.523	6.91	6.91	6.91	6.91	6.91	1	1		Lateral
714	M421	TWR_RED...	7.523	6.91	6.91	6.91	6.91	6.91	1	1		Lateral
715	M429	TWR_RED...	7.523	6.91	6.91	6.91	6.91	6.91	1	1		Lateral
716	M451	TWR_RED...	7.523	6.77	6.77	6.77	6.77	6.77	1	1		Lateral
717	M459	TWR_RED...	7.523	6.77	6.77	6.77	6.77	6.77	1	1		Lateral
718	M468	TWR_RED...	7.523	6.77	6.77	6.77	6.77	6.77	1	1		Lateral
719	M476	TWR_RED...	7.523	6.77	6.77	6.77	6.77	6.77	1	1		Lateral
720	M485	TWR_RED...	7.523	6.77	6.77	6.77	6.77	6.77	1	1		Lateral
721	M493	TWR_RED...	7.523	6.77	6.77	6.77	6.77	6.77	1	1		Lateral
722	M502	TWR_RED...	7.523	6.77	6.77	6.77	6.77	6.77	1	1		Lateral
723	M510	TWR_RED...	7.523	6.77	6.77	6.77	6.77	6.77	1	1		Lateral
724	M532	TWR_RED...	7.523	6.76	6.76	6.76	6.76	6.76	1	1		Lateral
725	M540	TWR_RED...	7.523	6.76	6.76	6.76	6.76	6.76	1	1		Lateral
726	M549	TWR_RED...	7.523	6.76	6.76	6.76	6.76	6.76	1	1		Lateral
727	M557	TWR_RED...	7.523	6.76	6.76	6.76	6.76	6.76	1	1		Lateral
728	M566	TWR_RED...	7.523	6.76	6.76	6.76	6.76	6.76	1	1		Lateral
729	M574	TWR_RED...	7.523	6.76	6.76	6.76	6.76	6.76	1	1		Lateral
730	M583	TWR_RED...	7.523	6.76	6.76	6.76	6.76	6.76	1	1		Lateral
731	M591	TWR_RED...	7.523	6.76	6.76	6.76	6.76	6.76	1	1		Lateral
732	M613	TWR_RED...	7.523	6.74	6.74	6.74	6.74	6.74	1	1		Lateral
733	M621	TWR_RED...	7.523	6.74	6.74	6.74	6.74	6.74	1	1		Lateral
734	M630	TWR_RED...	7.523	6.74	6.74	6.74	6.74	6.74	1	1		Lateral
735	M638	TWR_RED...	7.523	6.74	6.74	6.74	6.74	6.74	1	1		Lateral
736	M647	TWR_RED...	7.523	6.74	6.74	6.74	6.74	6.74	1	1		Lateral
737	M655	TWR_RED...	7.523	6.74	6.74	6.74	6.74	6.74	1	1		Lateral
738	M664	TWR_RED...	7.523	6.74	6.74	6.74	6.74	6.74	1	1		Lateral
739	M672	TWR_RED...	7.523	6.74	6.74	6.74	6.74	6.74	1	1		Lateral
740	M694	TWR_RED...	8.199	6.809	6.809	6.809	6.809	6.809	1	1		Lateral
741	M704	TWR_RED...	8.199	6.809	6.809	6.809	6.809	6.809	1	1		Lateral
742	M715	TWR_RED...	8.293	6.903	6.903	6.903	6.903	6.903	1	1		Lateral
743	M725	TWR_RED...	8.293	6.903	6.903	6.903	6.903	6.903	1	1		Lateral
744	M736	TWR_RED...	8.199	6.809	6.809	6.809	6.809	6.809	1	1		Lateral
745	M746	TWR_RED...	8.199	6.809	6.809	6.809	6.809	6.809	1	1		Lateral
746	M757	TWR_RED...	8.293	6.903	6.903	6.903	6.903	6.903	1	1		Lateral
747	M767	TWR_RED...	8.293	6.903	6.903	6.903	6.903	6.903	1	1		Lateral
748	M807	TWR_RED...	13.929	13.929	13.929	13.929	13.929	13.929	1.02	1		Lateral
749	M808	TWR_RED...	13.817	13.817	13.817	13.817	13.817	13.817	1.02	1		Lateral
750	M809	TWR_RED...	13.817	13.817	13.817	13.817	13.817	13.817	1.02	1		Lateral
751	M810	TWR_RED...	13.929	13.929	13.929	13.929	13.929	13.929	1.02	1		Lateral
752	M811	TWR_RED...	13.929	13.929	13.929	13.929	13.929	13.929	1.02	1		Lateral
753	M812	TWR_RED...	13.817	13.817	13.817	13.817	13.817	13.817	1.02	1		Lateral
754	M813	TWR_RED...	13.817	13.817	13.817	13.817	13.817	13.817	1.02	1		Lateral
755	M814	TWR_RED...	13.929	13.929	13.929	13.929	13.929	13.929	1.02	1		Lateral
756	M1246	TWR_RED...	12.14	12.14	12.14	12.14	12.14	12.14	1.03	1		Lateral
757	M1247	TWR_RED...	12.14	12.14	12.14	12.14	12.14	12.14	1.03	1		Lateral



Company : GPD
 Designer : J. Stokes
 Job Number : 2019736.27
 Model Name : CHESHIRE SW

May 13, 2019
 7:58 PM
 Checked By: _____

Hot Rolled Steel Design Parameters (Continued)

	Label	Shape	Length(ft)	Lbyy(ft)	Lbzz(ft)	Lcomp top(ft)	Lcomp bot(ft)	L-torqu...	Kyy	Kzz	Cb	Function
758	M1248	TWR_RED...	12.14	12.14	12.14	12.14	12.14	12.14	1.03	1		Lateral
759	M1249	TWR_RED...	12.14	12.14	12.14	12.14	12.14	12.14	1.03	1		Lateral
760	M1250	TWR_RED...	12.14	12.14	12.14	12.14	12.14	12.14	1.03	1		Lateral
761	M1251	TWR_RED...	12.14	12.14	12.14	12.14	12.14	12.14	1.03	1		Lateral
762	M1252	TWR_RED...	12.14	12.14	12.14	12.14	12.14	12.14	1.03	1		Lateral
763	M1253	TWR_RED...	12.14	12.14	12.14	12.14	12.14	12.14	1.03	1		Lateral
764	M1194	TWR_RED...	12.14	12.14	12.14	12.14	12.14	12.14	1.03	1		Lateral
765	M1195	TWR_RED...	12.14	12.14	12.14	12.14	12.14	12.14	1.03	1		Lateral
766	M1196	TWR_RED...	12.14	12.14	12.14	12.14	12.14	12.14	1.03	1		Lateral
767	M1197	TWR_RED...	12.14	12.14	12.14	12.14	12.14	12.14	1.03	1		Lateral
768	M1198	TWR_RED...	12.14	12.14	12.14	12.14	12.14	12.14	1.03	1		Lateral
769	M1199	TWR_RED...	12.14	12.14	12.14	12.14	12.14	12.14	1.03	1		Lateral
770	M1200	TWR_RED...	12.14	12.14	12.14	12.14	12.14	12.14	1.03	1		Lateral
771	M1201	TWR_RED...	12.14	12.14	12.14	12.14	12.14	12.14	1.03	1		Lateral
772	M1142	TWR_RED...	12.14	12.14	12.14	12.14	12.14	12.14	1.03	1		Lateral
773	M1143	TWR_RED...	12.14	12.14	12.14	12.14	12.14	12.14	1.03	1		Lateral
774	M1144	TWR_RED...	12.14	12.14	12.14	12.14	12.14	12.14	1.03	1		Lateral
775	M1145	TWR_RED...	12.14	12.14	12.14	12.14	12.14	12.14	1.03	1		Lateral
776	M1146	TWR_RED...	12.14	12.14	12.14	12.14	12.14	12.14	1.03	1		Lateral
777	M1147	TWR_RED...	12.14	12.14	12.14	12.14	12.14	12.14	1.03	1		Lateral
778	M1148	TWR_RED...	12.14	12.14	12.14	12.14	12.14	12.14	1.03	1		Lateral
779	M1149	TWR_RED...	12.14	12.14	12.14	12.14	12.14	12.14	1.03	1		Lateral
780	M1090	TWR_RED...	12.14	12.14	12.14	12.14	12.14	12.14	1.03	1		Lateral
781	M1091	TWR_RED...	12.14	12.14	12.14	12.14	12.14	12.14	1.03	1		Lateral
782	M1092	TWR_RED...	12.14	12.14	12.14	12.14	12.14	12.14	1.03	1		Lateral
783	M1093	TWR_RED...	12.14	12.14	12.14	12.14	12.14	12.14	1.03	1		Lateral
784	M1094	TWR_RED...	12.14	12.14	12.14	12.14	12.14	12.14	1.03	1		Lateral
785	M1095	TWR_RED...	12.14	12.14	12.14	12.14	12.14	12.14	1.03	1		Lateral
786	M1096	TWR_RED...	12.14	12.14	12.14	12.14	12.14	12.14	1.03	1		Lateral
787	M1097	TWR_RED...	12.14	12.14	12.14	12.14	12.14	12.14	1.03	1		Lateral
788	M1038	TWR_RED...	12.14	12.14	12.14	12.14	12.14	12.14	1.03	1		Lateral
789	M1039	TWR_RED...	12.14	12.14	12.14	12.14	12.14	12.14	1.03	1		Lateral
790	M1040	TWR_RED...	12.14	12.14	12.14	12.14	12.14	12.14	1.03	1		Lateral
791	M1041	TWR_RED...	12.14	12.14	12.14	12.14	12.14	12.14	1.03	1		Lateral
792	M1042	TWR_RED...	12.14	12.14	12.14	12.14	12.14	12.14	1.03	1		Lateral
793	M1043	TWR_RED...	12.14	12.14	12.14	12.14	12.14	12.14	1.03	1		Lateral
794	M1044	TWR_RED...	12.14	12.14	12.14	12.14	12.14	12.14	1.03	1		Lateral
795	M1045	TWR_RED...	12.14	12.14	12.14	12.14	12.14	12.14	1.03	1		Lateral
796	M986	TWR_RED...	12.14	12.14	12.14	12.14	12.14	12.14	1.03	1		Lateral
797	M987	TWR_RED...	12.14	12.14	12.14	12.14	12.14	12.14	1.03	1		Lateral
798	M988	TWR_RED...	12.14	12.14	12.14	12.14	12.14	12.14	1.03	1		Lateral
799	M989	TWR_RED...	12.14	12.14	12.14	12.14	12.14	12.14	1.03	1		Lateral
800	M990	TWR_RED...	12.14	12.14	12.14	12.14	12.14	12.14	1.03	1		Lateral
801	M991	TWR_RED...	12.14	12.14	12.14	12.14	12.14	12.14	1.03	1		Lateral
802	M992	TWR_RED...	12.14	12.14	12.14	12.14	12.14	12.14	1.03	1		Lateral
803	M993	TWR_RED...	12.14	12.14	12.14	12.14	12.14	12.14	1.03	1		Lateral
804	M934	TWR_RED...	12.14	12.14	12.14	12.14	12.14	12.14	1.03	1		Lateral
805	M935	TWR_RED...	12.14	12.14	12.14	12.14	12.14	12.14	1.03	1		Lateral
806	M936	TWR_RED...	12.14	12.14	12.14	12.14	12.14	12.14	1.03	1		Lateral
807	M937	TWR_RED...	12.14	12.14	12.14	12.14	12.14	12.14	1.03	1		Lateral
808	M938	TWR_RED...	12.14	12.14	12.14	12.14	12.14	12.14	1.03	1		Lateral
809	M939	TWR_RED...	12.14	12.14	12.14	12.14	12.14	12.14	1.03	1		Lateral
810	M940	TWR_RED...	12.14	12.14	12.14	12.14	12.14	12.14	1.03	1		Lateral
811	M941	TWR_RED...	12.14	12.14	12.14	12.14	12.14	12.14	1.03	1		Lateral
812	M815	TWR_RED...	15.567	15.567	15.567	15.567	15.567	15.567	1.02	1		Lateral
813	M816	TWR_RED...	15.366	15.366	15.366	15.366	15.366	15.366	1.02	1		Lateral
814	M817	TWR_RED...	15.366	15.366	15.366	15.366	15.366	15.366	1.02	1		Lateral

Hot Rolled Steel Design Parameters (Continued)

	Label	Shape	Length[ft]	Lbby[ft]	Lbzz[ft]	Lcomp top[ft]	Lcomp bot[ft]	L-torqu...	Kyy	Kzz	Cb	Function
815	M818	TWR_RED...	15.567	15.567	15.567	15.567	15.567	15.567	1.02	1		Lateral
816	M819	TWR_RED...	15.567	15.567	15.567	15.567	15.567	15.567	1.02	1		Lateral
817	M820	TWR_RED...	15.366	15.366	15.366	15.366	15.366	15.366	1.02	1		Lateral
818	M821	TWR_RED...	15.366	15.366	15.366	15.366	15.366	15.366	1.02	1		Lateral
819	M822	TWR_RED...	15.567	15.567	15.567	15.567	15.567	15.567	1.02	1		Lateral
820	M1238	TWR_RED...	10.031	10.031	10.031	10.031	10.031	10.031	1.04	1		Lateral
821	M1239	TWR_RED...	10.031	10.031	10.031	10.031	10.031	10.031	1.04	1		Lateral
822	M1240	TWR_RED...	10.031	10.031	10.031	10.031	10.031	10.031	1.04	1		Lateral
823	M1241	TWR_RED...	10.031	10.031	10.031	10.031	10.031	10.031	1.04	1		Lateral
824	M1242	TWR_RED...	10.031	10.031	10.031	10.031	10.031	10.031	1.04	1		Lateral
825	M1243	TWR_RED...	10.031	10.031	10.031	10.031	10.031	10.031	1.04	1		Lateral
826	M1244	TWR_RED...	10.031	10.031	10.031	10.031	10.031	10.031	1.04	1		Lateral
827	M1245	TWR_RED...	10.031	10.031	10.031	10.031	10.031	10.031	1.04	1		Lateral
828	M1186	TWR_RED...	10.031	10.031	10.031	10.031	10.031	10.031	1.04	1		Lateral
829	M1187	TWR_RED...	10.031	10.031	10.031	10.031	10.031	10.031	1.04	1		Lateral
830	M1188	TWR_RED...	10.031	10.031	10.031	10.031	10.031	10.031	1.04	1		Lateral
831	M1189	TWR_RED...	10.031	10.031	10.031	10.031	10.031	10.031	1.04	1		Lateral
832	M1190	TWR_RED...	10.031	10.031	10.031	10.031	10.031	10.031	1.04	1		Lateral
833	M1191	TWR_RED...	10.031	10.031	10.031	10.031	10.031	10.031	1.04	1		Lateral
834	M1192	TWR_RED...	10.031	10.031	10.031	10.031	10.031	10.031	1.04	1		Lateral
835	M1193	TWR_RED...	10.031	10.031	10.031	10.031	10.031	10.031	1.04	1		Lateral
836	M1134	TWR_RED...	10.031	10.031	10.031	10.031	10.031	10.031	1.04	1		Lateral
837	M1135	TWR_RED...	10.031	10.031	10.031	10.031	10.031	10.031	1.04	1		Lateral
838	M1136	TWR_RED...	10.031	10.031	10.031	10.031	10.031	10.031	1.04	1		Lateral
839	M1137	TWR_RED...	10.031	10.031	10.031	10.031	10.031	10.031	1.04	1		Lateral
840	M1138	TWR_RED...	10.031	10.031	10.031	10.031	10.031	10.031	1.04	1		Lateral
841	M1139	TWR_RED...	10.031	10.031	10.031	10.031	10.031	10.031	1.04	1		Lateral
842	M1140	TWR_RED...	10.031	10.031	10.031	10.031	10.031	10.031	1.04	1		Lateral
843	M1141	TWR_RED...	10.031	10.031	10.031	10.031	10.031	10.031	1.04	1		Lateral
844	M1082	TWR_RED...	10.031	10.031	10.031	10.031	10.031	10.031	1.04	1		Lateral
845	M1083	TWR_RED...	10.031	10.031	10.031	10.031	10.031	10.031	1.04	1		Lateral
846	M1084	TWR_RED...	10.031	10.031	10.031	10.031	10.031	10.031	1.04	1		Lateral
847	M1085	TWR_RED...	10.031	10.031	10.031	10.031	10.031	10.031	1.04	1		Lateral
848	M1086	TWR_RED...	10.031	10.031	10.031	10.031	10.031	10.031	1.04	1		Lateral
849	M1087	TWR_RED...	10.031	10.031	10.031	10.031	10.031	10.031	1.04	1		Lateral
850	M1088	TWR_RED...	10.031	10.031	10.031	10.031	10.031	10.031	1.04	1		Lateral
851	M1089	TWR_RED...	10.031	10.031	10.031	10.031	10.031	10.031	1.04	1		Lateral
852	M1030	TWR_RED...	10.031	10.031	10.031	10.031	10.031	10.031	1.04	1		Lateral
853	M1031	TWR_RED...	10.031	10.031	10.031	10.031	10.031	10.031	1.04	1		Lateral
854	M1032	TWR_RED...	10.031	10.031	10.031	10.031	10.031	10.031	1.04	1		Lateral
855	M1033	TWR_RED...	10.031	10.031	10.031	10.031	10.031	10.031	1.04	1		Lateral
856	M1034	TWR_RED...	10.031	10.031	10.031	10.031	10.031	10.031	1.04	1		Lateral
857	M1035	TWR_RED...	10.031	10.031	10.031	10.031	10.031	10.031	1.04	1		Lateral
858	M1036	TWR_RED...	10.031	10.031	10.031	10.031	10.031	10.031	1.04	1		Lateral
859	M1037	TWR_RED...	10.031	10.031	10.031	10.031	10.031	10.031	1.04	1		Lateral
860	M978	TWR_RED...	10.031	10.031	10.031	10.031	10.031	10.031	1.04	1		Lateral
861	M979	TWR_RED...	10.031	10.031	10.031	10.031	10.031	10.031	1.04	1		Lateral
862	M980	TWR_RED...	10.031	10.031	10.031	10.031	10.031	10.031	1.04	1		Lateral
863	M981	TWR_RED...	10.031	10.031	10.031	10.031	10.031	10.031	1.04	1		Lateral
864	M982	TWR_RED...	10.031	10.031	10.031	10.031	10.031	10.031	1.04	1		Lateral
865	M983	TWR_RED...	10.031	10.031	10.031	10.031	10.031	10.031	1.04	1		Lateral
866	M984	TWR_RED...	10.031	10.031	10.031	10.031	10.031	10.031	1.04	1		Lateral
867	M985	TWR_RED...	10.031	10.031	10.031	10.031	10.031	10.031	1.04	1		Lateral
868	M926	TWR_RED...	10.031	10.031	10.031	10.031	10.031	10.031	1.04	1		Lateral
869	M927	TWR_RED...	10.031	10.031	10.031	10.031	10.031	10.031	1.04	1		Lateral
870	M928	TWR_RED...	10.031	10.031	10.031	10.031	10.031	10.031	1.04	1		Lateral
871	M929	TWR_RED...	10.031	10.031	10.031	10.031	10.031	10.031	1.04	1		Lateral

Hot Rolled Steel Design Parameters (Continued)

	Label	Shape	Length[ft]	Lbyv[ft]	Lbzz[ft]	Lcomp top[ft]	Lcomp bot[ft]	L-torqu...	Kyy	Kzz	Cb	Function
872	M930	TWR_RED...	10.031	10.031	10.031	10.031	10.031	10.031	1.04	1		Lateral
873	M931	TWR_RED...	10.031	10.031	10.031	10.031	10.031	10.031	1.04	1		Lateral
874	M932	TWR_RED...	10.031	10.031	10.031	10.031	10.031	10.031	1.04	1		Lateral
875	M933	TWR_RED...	10.031	10.031	10.031	10.031	10.031	10.031	1.04	1		Lateral
876	M874	TWR_RED...	10.031	10.031	10.031	10.031	10.031	10.031	1.04	1		Lateral
877	M875	TWR_RED...	10.031	10.031	10.031	10.031	10.031	10.031	1.04	1		Lateral
878	M876	TWR_RED...	10.031	10.031	10.031	10.031	10.031	10.031	1.04	1		Lateral
879	M877	TWR_RED...	10.031	10.031	10.031	10.031	10.031	10.031	1.04	1		Lateral
880	M878	TWR_RED...	10.031	10.031	10.031	10.031	10.031	10.031	1.04	1		Lateral
881	M879	TWR_RED...	10.031	10.031	10.031	10.031	10.031	10.031	1.04	1		Lateral
882	M880	TWR_RED...	10.031	10.031	10.031	10.031	10.031	10.031	1.04	1		Lateral
883	M881	TWR_RED...	10.031	10.031	10.031	10.031	10.031	10.031	1.04	1		Lateral
884	M799	TWR_RED...	7.896	7.896	7.896	7.896	7.896	7.896	1.07	1		Lateral
885	M800	TWR_RED...	7.896	7.896	7.896	7.896	7.896	7.896	1.07	1		Lateral
886	M801	TWR_RED...	7.896	7.896	7.896	7.896	7.896	7.896	1.07	1		Lateral
887	M806	TWR_RED...	7.896	7.896	7.896	7.896	7.896	7.896	1.07	1		Lateral
888	M1234	TWR_RED...	15.792	15.792	15.792	15.792	15.792	15.792	1.02	1		Lateral
889	M1235	TWR_RED...	15.792	15.792	15.792	15.792	15.792	15.792	1.02	1		Lateral
890	M1236	TWR_RED...	15.792	15.792	15.792	15.792	15.792	15.792	1.02	1		Lateral
891	M1237	TWR_RED...	15.792	15.792	15.792	15.792	15.792	15.792	1.02	1		Lateral
892	M1182	TWR_RED...	15.792	15.792	15.792	15.792	15.792	15.792	1.02	1		Lateral
893	M1183	TWR_RED...	15.792	15.792	15.792	15.792	15.792	15.792	1.02	1		Lateral
894	M1184	TWR_RED...	15.792	15.792	15.792	15.792	15.792	15.792	1.02	1		Lateral
895	M1185	TWR_RED...	15.792	15.792	15.792	15.792	15.792	15.792	1.02	1		Lateral
896	M1130	TWR_RED...	15.792	15.792	15.792	15.792	15.792	15.792	1.02	1		Lateral
897	M1131	TWR_RED...	15.792	15.792	15.792	15.792	15.792	15.792	1.02	1		Lateral
898	M1132	TWR_RED...	15.792	15.792	15.792	15.792	15.792	15.792	1.02	1		Lateral
899	M1133	TWR_RED...	15.792	15.792	15.792	15.792	15.792	15.792	1.02	1		Lateral
900	M1078	TWR_RED...	15.792	15.792	15.792	15.792	15.792	15.792	1.02	1		Lateral
901	M1079	TWR_RED...	15.792	15.792	15.792	15.792	15.792	15.792	1.02	1		Lateral
902	M1080	TWR_RED...	15.792	15.792	15.792	15.792	15.792	15.792	1.02	1		Lateral
903	M1081	TWR_RED...	15.792	15.792	15.792	15.792	15.792	15.792	1.02	1		Lateral
904	M1026	TWR_RED...	15.792	15.792	15.792	15.792	15.792	15.792	1.02	1		Lateral
905	M1027	TWR_RED...	15.792	15.792	15.792	15.792	15.792	15.792	1.02	1		Lateral
906	M1028	TWR_RED...	15.792	15.792	15.792	15.792	15.792	15.792	1.02	1		Lateral
907	M1029	TWR_RED...	15.792	15.792	15.792	15.792	15.792	15.792	1.02	1		Lateral
908	M974	TWR_RED...	15.792	15.792	15.792	15.792	15.792	15.792	1.02	1		Lateral
909	M975	TWR_RED...	15.792	15.792	15.792	15.792	15.792	15.792	1.02	1		Lateral
910	M976	TWR_RED...	15.792	15.792	15.792	15.792	15.792	15.792	1.02	1		Lateral
911	M977	TWR_RED...	15.792	15.792	15.792	15.792	15.792	15.792	1.02	1		Lateral
912	M922	TWR_RED...	15.792	15.792	15.792	15.792	15.792	15.792	1.02	1		Lateral
913	M923	TWR_RED...	15.792	15.792	15.792	15.792	15.792	15.792	1.02	1		Lateral
914	M924	TWR_RED...	15.792	15.792	15.792	15.792	15.792	15.792	1.02	1		Lateral
915	M925	TWR_RED...	15.792	15.792	15.792	15.792	15.792	15.792	1.02	1		Lateral
916	M870	TWR_RED...	15.792	15.792	15.792	15.792	15.792	15.792	1.02	1		Lateral
917	M871	TWR_RED...	15.792	15.792	15.792	15.792	15.792	15.792	1.02	1		Lateral
918	M872	TWR_RED...	15.792	15.792	15.792	15.792	15.792	15.792	1.02	1		Lateral
919	M873	TWR_RED...	15.792	15.792	15.792	15.792	15.792	15.792	1.02	1		Lateral
920	M802	TWR_RED...	15.792	15.792	15.792	15.792	15.792	15.792	1.02	1		Lateral
921	M803	TWR_RED...	15.792	15.792	15.792	15.792	15.792	15.792	1.02	1		Lateral
922	M804	TWR_RED...	15.792	15.792	15.792	15.792	15.792	15.792	1.02	1		Lateral
923	M805	TWR_RED...	15.792	15.792	15.792	15.792	15.792	15.792	1.02	1		Lateral
924	M1230	TWR_RED...	7.896	7.896	7.896	7.896	7.896	7.896	1.07	1		Lateral
925	M1231	TWR_RED...	7.896	7.896	7.896	7.896	7.896	7.896	1.07	1		Lateral
926	M1232	TWR_RED...	7.896	7.896	7.896	7.896	7.896	7.896	1.07	1		Lateral
927	M1233	TWR_RED...	7.896	7.896	7.896	7.896	7.896	7.896	1.07	1		Lateral
928	M1178	TWR_RED...	7.896	7.896	7.896	7.896	7.896	7.896	1.07	1		Lateral



Company : GPD
 Designer : J. Stokes
 Job Number : 2019736.27
 Model Name : CHESHIRE SW

May 13, 2019
 7:58 PM
 Checked By: _____

Hot Rolled Steel Design Parameters (Continued)

	Label	Shape	Length[ft]	Lbyy[ft]	Lbzz[ft]	Lcomp top[ft]	Lcomp bot[ft]	L-torqu...	Kyy	Kzz	Cb	Function
929	M1179	TWR_RED...	7.896	7.896	7.896	7.896	7.896	7.896	1.07	1		Lateral
930	M1180	TWR_RED...	7.896	7.896	7.896	7.896	7.896	7.896	1.07	1		Lateral
931	M1181	TWR_RED...	7.896	7.896	7.896	7.896	7.896	7.896	1.07	1		Lateral
932	M1126	TWR_RED...	7.896	7.896	7.896	7.896	7.896	7.896	1.07	1		Lateral
933	M1127	TWR_RED...	7.896	7.896	7.896	7.896	7.896	7.896	1.07	1		Lateral
934	M1128	TWR_RED...	7.896	7.896	7.896	7.896	7.896	7.896	1.07	1		Lateral
935	M1129	TWR_RED...	7.896	7.896	7.896	7.896	7.896	7.896	1.07	1		Lateral
936	M1074	TWR_RED...	7.896	7.896	7.896	7.896	7.896	7.896	1.07	1		Lateral
937	M1075	TWR_RED...	7.896	7.896	7.896	7.896	7.896	7.896	1.07	1		Lateral
938	M1076	TWR_RED...	7.896	7.896	7.896	7.896	7.896	7.896	1.07	1		Lateral
939	M1077	TWR_RED...	7.896	7.896	7.896	7.896	7.896	7.896	1.07	1		Lateral
940	M1022	TWR_RED...	7.896	7.896	7.896	7.896	7.896	7.896	1.07	1		Lateral
941	M1023	TWR_RED...	7.896	7.896	7.896	7.896	7.896	7.896	1.07	1		Lateral
942	M1024	TWR_RED...	7.896	7.896	7.896	7.896	7.896	7.896	1.07	1		Lateral
943	M1025	TWR_RED...	7.896	7.896	7.896	7.896	7.896	7.896	1.07	1		Lateral
944	M970	TWR_RED...	7.896	7.896	7.896	7.896	7.896	7.896	1.07	1		Lateral
945	M971	TWR_RED...	7.896	7.896	7.896	7.896	7.896	7.896	1.07	1		Lateral
946	M972	TWR_RED...	7.896	7.896	7.896	7.896	7.896	7.896	1.07	1		Lateral
947	M973	TWR_RED...	7.896	7.896	7.896	7.896	7.896	7.896	1.07	1		Lateral
948	M918	TWR_RED...	7.896	7.896	7.896	7.896	7.896	7.896	1.07	1		Lateral
949	M919	TWR_RED...	7.896	7.896	7.896	7.896	7.896	7.896	1.07	1		Lateral
950	M920	TWR_RED...	7.896	7.896	7.896	7.896	7.896	7.896	1.07	1		Lateral
951	M921	TWR_RED...	7.896	7.896	7.896	7.896	7.896	7.896	1.07	1		Lateral
952	M866	TWR_RED...	7.896	7.896	7.896	7.896	7.896	7.896	1.07	1		Lateral
953	M867	TWR_RED...	7.896	7.896	7.896	7.896	7.896	7.896	1.07	1		Lateral
954	M868	TWR_RED...	7.896	7.896	7.896	7.896	7.896	7.896	1.07	1		Lateral
955	M869	TWR_RED...	7.896	7.896	7.896	7.896	7.896	7.896	1.07	1		Lateral
956	M783	TWR_RED...	2.792	2.792	2.792	2.792	2.792	2.792	1	1		Lateral
957	M784	TWR_RED...	2.792	2.792	2.792	2.792	2.792	2.792	1	1		Lateral
958	M785	TWR_RED...	2.792	2.792	2.792	2.792	2.792	2.792	1	1		Lateral
959	M786	TWR_RED...	2.792	2.792	2.792	2.792	2.792	2.792	1	1		Lateral
960	M787	TWR_RED...	2.792	2.792	2.792	2.792	2.792	2.792	1	1		Lateral
961	M788	TWR_RED...	2.792	2.792	2.792	2.792	2.792	2.792	1	1		Lateral
962	M789	TWR_RED...	2.792	2.792	2.792	2.792	2.792	2.792	1	1		Lateral
963	M790	TWR_RED...	2.792	2.792	2.792	2.792	2.792	2.792	1	1		Lateral
964	M1262	TWR_RED...	12.75	12.75	12.75	12.75	12.75	12.75	1.03	1		Lateral
965	M1263	TWR_RED...	12.75	12.75	12.75	12.75	12.75	12.75	1.03	1		Lateral
966	M1264	TWR_RED...	12.75	12.75	12.75	12.75	12.75	12.75	1.03	1		Lateral
967	M1265	TWR_RED...	12.75	12.75	12.75	12.75	12.75	12.75	1.03	1		Lateral
968	M53	TWR_RED...	8.375	8.12	8.12	8.12	8.12	8.12	1.07	1		Lateral
969	M61	TWR_RED...	8.375	8.12	8.12	8.12	8.12	8.12	1.07	1		Lateral
970	M69	TWR_RED...	8.375	8.12	8.12	8.12	8.12	8.12	1.07	1		Lateral
971	M77	TWR_RED...	8.375	8.12	8.12	8.12	8.12	8.12	1.07	1		Lateral
972	M85	TWR_RED...	8.375	8.12	8.12	8.12	8.12	8.12	1.07	1		Lateral
973	M93	TWR_RED...	8.375	8.12	8.12	8.12	8.12	8.12	1.07	1		Lateral
974	M101	TWR_RED...	8.375	8.12	8.12	8.12	8.12	8.12	1.07	1		Lateral
975	M109	TWR_RED...	8.375	8.12	8.12	8.12	8.12	8.12	1.07	1		Lateral
976	M126	TWR_RED...	8.375	8.12	8.12	8.12	8.12	8.12	1.07	1		Lateral
977	M134	TWR_RED...	8.375	8.12	8.12	8.12	8.12	8.12	1.07	1		Lateral
978	M143	TWR_RED...	8.375	8.12	8.12	8.12	8.12	8.12	1.07	1		Lateral
979	M151	TWR_RED...	8.375	8.12	8.12	8.12	8.12	8.12	1.07	1		Lateral
980	M160	TWR_RED...	8.375	8.12	8.12	8.12	8.12	8.12	1.07	1		Lateral
981	M168	TWR_RED...	8.375	8.12	8.12	8.12	8.12	8.12	1.07	1		Lateral
982	M177	TWR_RED...	8.375	8.12	8.12	8.12	8.12	8.12	1.07	1		Lateral
983	M185	TWR_RED...	8.375	8.12	8.12	8.12	8.12	8.12	1.07	1		Lateral
984	M207	TWR_RED...	8.375	8.11	8.11	8.11	8.11	8.11	1.07	1		Lateral
985	M215	TWR_RED...	8.375	8.11	8.11	8.11	8.11	8.11	1.07	1		Lateral



Company : GPD
 Designer : J. Stokes
 Job Number : 2019736.27
 Model Name : CHESHIRE SW

May 13, 2019
 7:58 PM
 Checked By: _____

Hot Rolled Steel Design Parameters (Continued)

Label	Shape	Length[ft]	Lby[ft]	Lbzz[ft]	Lcomp top[ft]	Lcomp bot[ft]	L-torqu...	Kyy	Kzz	Cb	Function
986	M224	TWR_RED...	8.375	8.11	8.11	8.11	8.11	8.11	1.07	1	Lateral
987	M232	TWR_RED...	8.375	8.11	8.11	8.11	8.11	8.11	1.07	1	Lateral
988	M241	TWR_RED...	8.375	8.11	8.11	8.11	8.11	8.11	1.07	1	Lateral
989	M249	TWR_RED...	8.375	8.11	8.11	8.11	8.11	8.11	1.07	1	Lateral
990	M258	TWR_RED...	8.375	8.11	8.11	8.11	8.11	8.11	1.07	1	Lateral
991	M266	TWR_RED...	8.375	8.11	8.11	8.11	8.11	8.11	1.07	1	Lateral
992	M288	TWR_RED...	8.375	8.04	8.04	8.04	8.04	8.04	1.07	1	Lateral
993	M296	TWR_RED...	8.375	8.04	8.04	8.04	8.04	8.04	1.07	1	Lateral
994	M305	TWR_RED...	8.375	8.04	8.04	8.04	8.04	8.04	1.07	1	Lateral
995	M313	TWR_RED...	8.375	8.04	8.04	8.04	8.04	8.04	1.07	1	Lateral
996	M322	TWR_RED...	8.375	8.04	8.04	8.04	8.04	8.04	1.07	1	Lateral
997	M330	TWR_RED...	8.375	8.04	8.04	8.04	8.04	8.04	1.07	1	Lateral
998	M339	TWR_RED...	8.375	8.04	8.04	8.04	8.04	8.04	1.07	1	Lateral
999	M347	TWR_RED...	8.375	8.04	8.04	8.04	8.04	8.04	1.07	1	Lateral
1000	M369	TWR_RED...	8.375	8.03	8.03	8.03	8.03	8.03	1.07	1	Lateral
1001	M377	TWR_RED...	8.375	8.03	8.03	8.03	8.03	8.03	1.07	1	Lateral
1002	M386	TWR_RED...	8.375	8.03	8.03	8.03	8.03	8.03	1.07	1	Lateral
1003	M394	TWR_RED...	8.375	8.03	8.03	8.03	8.03	8.03	1.07	1	Lateral
1004	M403	TWR_RED...	8.375	8.03	8.03	8.03	8.03	8.03	1.07	1	Lateral
1005	M411	TWR_RED...	8.375	8.03	8.03	8.03	8.03	8.03	1.07	1	Lateral
1006	M420	TWR_RED...	8.375	8.03	8.03	8.03	8.03	8.03	1.07	1	Lateral
1007	M428	TWR_RED...	8.375	8.03	8.03	8.03	8.03	8.03	1.07	1	Lateral
1008	M450	TWR_RED...	8.375	7.95	7.95	7.95	7.95	7.95	1.07	1	Lateral
1009	M458	TWR_RED...	8.375	7.95	7.95	7.95	7.95	7.95	1.07	1	Lateral
1010	M467	TWR_RED...	8.375	7.95	7.95	7.95	7.95	7.95	1.07	1	Lateral
1011	M475	TWR_RED...	8.375	7.95	7.95	7.95	7.95	7.95	1.07	1	Lateral
1012	M484	TWR_RED...	8.375	7.95	7.95	7.95	7.95	7.95	1.07	1	Lateral
1013	M492	TWR_RED...	8.375	7.95	7.95	7.95	7.95	7.95	1.07	1	Lateral
1014	M501	TWR_RED...	8.375	7.95	7.95	7.95	7.95	7.95	1.07	1	Lateral
1015	M509	TWR_RED...	8.375	7.95	7.95	7.95	7.95	7.95	1.07	1	Lateral
1016	M531	TWR_RED...	8.375	7.95	7.95	7.95	7.95	7.95	1.07	1	Lateral
1017	M539	TWR_RED...	8.375	7.95	7.95	7.95	7.95	7.95	1.07	1	Lateral
1018	M548	TWR_RED...	8.375	7.95	7.95	7.95	7.95	7.95	1.07	1	Lateral
1019	M556	TWR_RED...	8.375	7.95	7.95	7.95	7.95	7.95	1.07	1	Lateral
1020	M565	TWR_RED...	8.375	7.95	7.95	7.95	7.95	7.95	1.07	1	Lateral
1021	M573	TWR_RED...	8.375	7.95	7.95	7.95	7.95	7.95	1.07	1	Lateral
1022	M582	TWR_RED...	8.375	7.95	7.95	7.95	7.95	7.95	1.07	1	Lateral
1023	M590	TWR_RED...	8.375	7.95	7.95	7.95	7.95	7.95	1.07	1	Lateral
1024	M612	TWR_RED...	8.375	7.94	7.94	7.94	7.94	7.94	1.07	1	Lateral
1025	M620	TWR_RED...	8.375	7.94	7.94	7.94	7.94	7.94	1.07	1	Lateral
1026	M629	TWR_RED...	8.375	7.94	7.94	7.94	7.94	7.94	1.07	1	Lateral
1027	M637	TWR_RED...	8.375	7.94	7.94	7.94	7.94	7.94	1.07	1	Lateral
1028	M646	TWR_RED...	8.375	7.94	7.94	7.94	7.94	7.94	1.07	1	Lateral
1029	M654	TWR_RED...	8.375	7.94	7.94	7.94	7.94	7.94	1.07	1	Lateral
1030	M663	TWR_RED...	8.375	7.94	7.94	7.94	7.94	7.94	1.07	1	Lateral
1031	M671	TWR_RED...	8.375	7.94	7.94	7.94	7.94	7.94	1.07	1	Lateral
1032	M693	TWR_RED...	8.375	7.855	7.855	7.855	7.855	7.855	1.07	1	Lateral
1033	M703	TWR_RED...	8.375	7.855	7.855	7.855	7.855	7.855	1.07	1	Lateral
1034	M714	TWR_RED...	8.375	7.855	7.855	7.855	7.855	7.855	1.07	1	Lateral
1035	M724	TWR_RED...	8.375	7.855	7.855	7.855	7.855	7.855	1.07	1	Lateral
1036	M735	TWR_RED...	8.375	7.855	7.855	7.855	7.855	7.855	1.07	1	Lateral
1037	M745	TWR_RED...	8.375	7.855	7.855	7.855	7.855	7.855	1.07	1	Lateral
1038	M756	TWR_RED...	8.375	7.855	7.855	7.855	7.855	7.855	1.07	1	Lateral
1039	M766	TWR_RED...	8.375	7.855	7.855	7.855	7.855	7.855	1.07	1	Lateral
1040	M1290	TWR_RED...	10.375	10.375	10.375	10.375	10.375	10.375	1.04	1	Lateral
1041	M1291	TWR_RED...	10.375	10.375	10.375	10.375	10.375	10.375	1.04	1	Lateral
1042	M1292	TWR_RED...	10.375	10.375	10.375	10.375	10.375	10.375	1.04	1	Lateral

Hot Rolled Steel Design Parameters (Continued)

	Label	Shape	Length[ft]	Lbyy[ft]	Lbzz[ft]	Lcomp top[ft]	Lcomp bot[ft]	L-torqu...	Kyy	Kzz	Cb	Function
1043	M1293	TWR_RED...	10.375	10.375	10.375	10.375	10.375	10.375	1.04	1		Lateral
1044	M1294	TWR_RED...	10.375	10.375	10.375	10.375	10.375	10.375	1.04	1		Lateral
1045	M1295	TWR_RED...	10.375	10.375	10.375	10.375	10.375	10.375	1.04	1		Lateral
1046	M1296	TWR_RED...	10.375	10.375	10.375	10.375	10.375	10.375	1.04	1		Lateral
1047	M1297	TWR_RED...	10.375	10.375	10.375	10.375	10.375	10.375	1.04	1		Lateral
1048	M55	TWR_RED...	12.563	12.3	12.3	12.3	12.3	12.3	1.03	1		Lateral
1049	M63	TWR_RED...	12.563	12.3	12.3	12.3	12.3	12.3	1.03	1		Lateral
1050	M71	TWR_RED...	12.563	12.3	12.3	12.3	12.3	12.3	1.03	1		Lateral
1051	M79	TWR_RED...	12.563	12.3	12.3	12.3	12.3	12.3	1.03	1		Lateral
1052	M87	TWR_RED...	12.563	12.3	12.3	12.3	12.3	12.3	1.03	1		Lateral
1053	M95	TWR_RED...	12.563	12.3	12.3	12.3	12.3	12.3	1.03	1		Lateral
1054	M103	TWR_RED...	12.563	12.3	12.3	12.3	12.3	12.3	1.03	1		Lateral
1055	M111	TWR_RED...	12.563	12.3	12.3	12.3	12.3	12.3	1.03	1		Lateral
1056	M128	TWR_RED...	12.563	12.3	12.3	12.3	12.3	12.3	1.03	1		Lateral
1057	M136	TWR_RED...	12.563	12.3	12.3	12.3	12.3	12.3	1.03	1		Lateral
1058	M145	TWR_RED...	12.563	12.3	12.3	12.3	12.3	12.3	1.03	1		Lateral
1059	M153	TWR_RED...	12.563	12.3	12.3	12.3	12.3	12.3	1.03	1		Lateral
1060	M162	TWR_RED...	12.563	12.3	12.3	12.3	12.3	12.3	1.03	1		Lateral
1061	M170	TWR_RED...	12.563	12.3	12.3	12.3	12.3	12.3	1.03	1		Lateral
1062	M179	TWR_RED...	12.563	12.3	12.3	12.3	12.3	12.3	1.03	1		Lateral
1063	M187	TWR_RED...	12.563	12.3	12.3	12.3	12.3	12.3	1.03	1		Lateral
1064	M209	TWR_RED...	12.563	12.3	12.3	12.3	12.3	12.3	1.03	1		Lateral
1065	M217	TWR_RED...	12.563	12.3	12.3	12.3	12.3	12.3	1.03	1		Lateral
1066	M226	TWR_RED...	12.563	12.3	12.3	12.3	12.3	12.3	1.03	1		Lateral
1067	M234	TWR_RED...	12.563	12.3	12.3	12.3	12.3	12.3	1.03	1		Lateral
1068	M243	TWR_RED...	12.563	12.3	12.3	12.3	12.3	12.3	1.03	1		Lateral
1069	M251	TWR_RED...	12.563	12.3	12.3	12.3	12.3	12.3	1.03	1		Lateral
1070	M260	TWR_RED...	12.563	12.3	12.3	12.3	12.3	12.3	1.03	1		Lateral
1071	M268	TWR_RED...	12.563	12.3	12.3	12.3	12.3	12.3	1.03	1		Lateral
1072	M290	TWR_RED...	12.563	12.23	12.23	12.23	12.23	12.23	1.03	1		Lateral
1073	M298	TWR_RED...	12.563	12.23	12.23	12.23	12.23	12.23	1.03	1		Lateral
1074	M307	TWR_RED...	12.563	12.23	12.23	12.23	12.23	12.23	1.03	1		Lateral
1075	M315	TWR_RED...	12.563	12.23	12.23	12.23	12.23	12.23	1.03	1		Lateral
1076	M324	TWR_RED...	12.563	12.23	12.23	12.23	12.23	12.23	1.03	1		Lateral
1077	M332	TWR_RED...	12.563	12.23	12.23	12.23	12.23	12.23	1.03	1		Lateral
1078	M341	TWR_RED...	12.563	12.23	12.23	12.23	12.23	12.23	1.03	1		Lateral
1079	M349	TWR_RED...	12.563	12.23	12.23	12.23	12.23	12.23	1.03	1		Lateral
1080	M371	TWR_RED...	12.563	12.22	12.22	12.22	12.22	12.22	1.03	1		Lateral
1081	M379	TWR_RED...	12.563	12.22	12.22	12.22	12.22	12.22	1.03	1		Lateral
1082	M388	TWR_RED...	12.563	12.22	12.22	12.22	12.22	12.22	1.03	1		Lateral
1083	M396	TWR_RED...	12.563	12.22	12.22	12.22	12.22	12.22	1.03	1		Lateral
1084	M405	TWR_RED...	12.563	12.22	12.22	12.22	12.22	12.22	1.03	1		Lateral
1085	M413	TWR_RED...	12.563	12.22	12.22	12.22	12.22	12.22	1.03	1		Lateral
1086	M422	TWR_RED...	12.563	12.22	12.22	12.22	12.22	12.22	1.03	1		Lateral
1087	M430	TWR_RED...	12.563	12.22	12.22	12.22	12.22	12.22	1.03	1		Lateral
1088	M452	TWR_RED...	12.563	12.14	12.14	12.14	12.14	12.14	1.03	1		Lateral
1089	M460	TWR_RED...	12.563	12.14	12.14	12.14	12.14	12.14	1.03	1		Lateral
1090	M469	TWR_RED...	12.563	12.14	12.14	12.14	12.14	12.14	1.03	1		Lateral
1091	M477	TWR_RED...	12.563	12.14	12.14	12.14	12.14	12.14	1.03	1		Lateral
1092	M486	TWR_RED...	12.563	12.14	12.14	12.14	12.14	12.14	1.03	1		Lateral
1093	M494	TWR_RED...	12.563	12.14	12.14	12.14	12.14	12.14	1.03	1		Lateral
1094	M503	TWR_RED...	12.563	12.14	12.14	12.14	12.14	12.14	1.03	1		Lateral
1095	M511	TWR_RED...	12.563	12.14	12.14	12.14	12.14	12.14	1.03	1		Lateral
1096	M533	TWR_RED...	12.563	12.14	12.14	12.14	12.14	12.14	1.03	1		Lateral
1097	M541	TWR_RED...	12.563	12.14	12.14	12.14	12.14	12.14	1.03	1		Lateral
1098	M550	TWR_RED...	12.563	12.14	12.14	12.14	12.14	12.14	1.03	1		Lateral
1099	M558	TWR_RED...	12.563	12.14	12.14	12.14	12.14	12.14	1.03	1		Lateral



Company : GPD
 Designer : J. Stokes
 Job Number : 2019736.27
 Model Name : CHESHIRE SW

May 13, 2019
 7:58 PM
 Checked By: _____

Hot Rolled Steel Design Parameters (Continued)

	Label	Shape	Length[ft]	Lbvy[ft]	Lbzz[ft]	Lcomp top[ft]	Lcomp bot[ft]	L-torqu...	Kyy	Kzz	Cb	Function
1100	M567	TWR_RED...	12.563	12.14	12.14	12.14	12.14	12.14	1.03	1		Lateral
1101	M575	TWR_RED...	12.563	12.14	12.14	12.14	12.14	12.14	1.03	1		Lateral
1102	M584	TWR_RED...	12.563	12.14	12.14	12.14	12.14	12.14	1.03	1		Lateral
1103	M592	TWR_RED...	12.563	12.14	12.14	12.14	12.14	12.14	1.03	1		Lateral
1104	M614	TWR_RED...	12.563	12.13	12.13	12.13	12.13	12.13	1.03	1		Lateral
1105	M622	TWR_RED...	12.563	12.13	12.13	12.13	12.13	12.13	1.03	1		Lateral
1106	M631	TWR_RED...	12.563	12.13	12.13	12.13	12.13	12.13	1.03	1		Lateral
1107	M639	TWR_RED...	12.563	12.13	12.13	12.13	12.13	12.13	1.03	1		Lateral
1108	M648	TWR_RED...	12.563	12.13	12.13	12.13	12.13	12.13	1.03	1		Lateral
1109	M656	TWR_RED...	12.563	12.13	12.13	12.13	12.13	12.13	1.03	1		Lateral
1110	M665	TWR_RED...	12.563	12.13	12.13	12.13	12.13	12.13	1.03	1		Lateral
1111	M673	TWR_RED...	12.563	12.13	12.13	12.13	12.13	12.13	1.03	1		Lateral
1112	M695	TWR_RED...	11.167	10.647	10.647	10.647	10.647	10.647	1.04	1		Lateral
1113	M705	TWR_RED...	11.167	10.647	10.647	10.647	10.647	10.647	1.04	1		Lateral
1114	M716	TWR_RED...	11.167	10.647	10.647	10.647	10.647	10.647	1.04	1		Lateral
1115	M726	TWR_RED...	11.167	10.647	10.647	10.647	10.647	10.647	1.04	1		Lateral
1116	M737	TWR_RED...	11.167	10.647	10.647	10.647	10.647	10.647	1.04	1		Lateral
1117	M747	TWR_RED...	11.167	10.647	10.647	10.647	10.647	10.647	1.04	1		Lateral
1118	M758	TWR_RED...	11.167	10.647	10.647	10.647	10.647	10.647	1.04	1		Lateral
1119	M768	TWR_RED...	11.167	10.647	10.647	10.647	10.647	10.647	1.04	1		Lateral
1120	M1298	TWR_RED...	4.188	4.188	4.188	4.188	4.188	4.188	1	1		Lateral
1121	M1299	TWR_RED...	4.188	4.188	4.188	4.188	4.188	4.188	1	1		Lateral
1122	M1300	TWR_RED...	4.188	4.188	4.188	4.188	4.188	4.188	1	1		Lateral
1123	M1301	TWR_RED...	4.188	4.188	4.188	4.188	4.188	4.188	1	1		Lateral
1124	M1302	TWR_RED...	4.188	4.188	4.188	4.188	4.188	4.188	1	1		Lateral
1125	M1303	TWR_RED...	4.188	4.188	4.188	4.188	4.188	4.188	1	1		Lateral
1126	M1304	TWR_RED...	4.188	4.188	4.188	4.188	4.188	4.188	1	1		Lateral
1127	M1305	TWR_RED...	4.188	4.188	4.188	4.188	4.188	4.188	1	1		Lateral
1128	M1306	TWR_RED...	8.375	8.375	8.375	8.375	8.375	8.375	1	1		Lateral
1129	M1307	TWR_RED...	8.375	8.375	8.375	8.375	8.375	8.375	1	1		Lateral
1130	M1308	TWR_RED...	8.375	8.375	8.375	8.375	8.375	8.375	1	1		Lateral
1131	M1309	TWR_RED...	8.375	8.375	8.375	8.375	8.375	8.375	1	1		Lateral
1132	M697	TWR_RED...	13.958	13.438	13.438	13.438	13.438	13.438	1.02	1		Lateral
1133	M707	TWR_RED...	13.958	13.438	13.438	13.438	13.438	13.438	1.02	1		Lateral
1134	M718	TWR_RED...	13.958	13.438	13.438	13.438	13.438	13.438	1.02	1		Lateral
1135	M728	TWR_RED...	13.958	13.438	13.438	13.438	13.438	13.438	1.02	1		Lateral
1136	M739	TWR_RED...	13.958	13.438	13.438	13.438	13.438	13.438	1.02	1		Lateral
1137	M749	TWR_RED...	13.958	13.438	13.438	13.438	13.438	13.438	1.02	1		Lateral
1138	M760	TWR_RED...	13.958	13.438	13.438	13.438	13.438	13.438	1.02	1		Lateral
1139	M770	TWR_RED...	13.958	13.438	13.438	13.438	13.438	13.438	1.02	1		Lateral
1140	M16	TWR_RED...	8.375	8.13	8.13	8.13	8.13	8.13	1	1		Lateral
1141	M19	TWR_RED...	8.375	8.13	8.13	8.13	8.13	8.13	1	1		Lateral
1142	M23	TWR_RED...	8.375	8.13	8.13	8.13	8.13	8.13	1	1		Lateral
1143	M26	TWR_RED...	8.375	8.13	8.13	8.13	8.13	8.13	1	1		Lateral
1144	M30	TWR_RED...	8.375	8.13	8.13	8.13	8.13	8.13	1	1		Lateral
1145	M33	TWR_RED...	8.375	8.13	8.13	8.13	8.13	8.13	1	1		Lateral
1146	M37	TWR_RED...	8.375	8.13	8.13	8.13	8.13	8.13	1	1		Lateral
1147	M40	TWR_RED...	8.375	8.13	8.13	8.13	8.13	8.13	1	1		Lateral
1148	M52	TWR_RED...	4.188	3.93	3.93	3.93	3.93	3.93	1	1		Lateral
1149	M60	TWR_RED...	4.188	3.93	3.93	3.93	3.93	3.93	1	1		Lateral
1150	M68	TWR_RED...	4.188	3.93	3.93	3.93	3.93	3.93	1	1		Lateral
1151	M76	TWR_RED...	4.188	3.93	3.93	3.93	3.93	3.93	1	1		Lateral
1152	M84	TWR_RED...	4.188	3.93	3.93	3.93	3.93	3.93	1	1		Lateral
1153	M92	TWR_RED...	4.188	3.93	3.93	3.93	3.93	3.93	1	1		Lateral
1154	M100	TWR_RED...	4.188	3.93	3.93	3.93	3.93	3.93	1	1		Lateral
1155	M108	TWR_RED...	4.188	3.93	3.93	3.93	3.93	3.93	1	1		Lateral
1156	M125	TWR_RED...	4.188	3.93	3.93	3.93	3.93	3.93	1	1		Lateral



Company : GPD
 Designer : J. Stokes
 Job Number : 2019736.27
 Model Name : CHESHIRE SW

May 13, 2019
 7:58 PM
 Checked By: _____

Hot Rolled Steel Design Parameters (Continued)

	Label	Shape	Length[ft]	Lbyy[ft]	Lbzz[ft]	Lcomp top[ft]	Lcomp bot[ft]	L-torqu...	Kyy	Kzz	Cb	Function
1157	M133	TWR_RED...	4.188	3.93	3.93	3.93	3.93	3.93	1	1		Lateral
1158	M142	TWR_RED...	4.188	3.93	3.93	3.93	3.93	3.93	1	1		Lateral
1159	M150	TWR_RED...	4.188	3.93	3.93	3.93	3.93	3.93	1	1		Lateral
1160	M159	TWR_RED...	4.188	3.93	3.93	3.93	3.93	3.93	1	1		Lateral
1161	M167	TWR_RED...	4.188	3.93	3.93	3.93	3.93	3.93	1	1		Lateral
1162	M176	TWR_RED...	4.188	3.93	3.93	3.93	3.93	3.93	1	1		Lateral
1163	M184	TWR_RED...	4.188	3.93	3.93	3.93	3.93	3.93	1	1		Lateral
1164	M206	TWR_RED...	4.188	3.92	3.92	3.92	3.92	3.92	1	1		Lateral
1165	M214	TWR_RED...	4.188	3.92	3.92	3.92	3.92	3.92	1	1		Lateral
1166	M223	TWR_RED...	4.188	3.92	3.92	3.92	3.92	3.92	1	1		Lateral
1167	M231	TWR_RED...	4.188	3.92	3.92	3.92	3.92	3.92	1	1		Lateral
1168	M240	TWR_RED...	4.188	3.92	3.92	3.92	3.92	3.92	1	1		Lateral
1169	M248	TWR_RED...	4.188	3.92	3.92	3.92	3.92	3.92	1	1		Lateral
1170	M257	TWR_RED...	4.188	3.92	3.92	3.92	3.92	3.92	1	1		Lateral
1171	M265	TWR_RED...	4.188	3.92	3.92	3.92	3.92	3.92	1	1		Lateral
1172	M287	TWR_RED...	4.188	3.85	3.85	3.85	3.85	3.85	1	1		Lateral
1173	M295	TWR_RED...	4.188	3.85	3.85	3.85	3.85	3.85	1	1		Lateral
1174	M304	TWR_RED...	4.188	3.85	3.85	3.85	3.85	3.85	1	1		Lateral
1175	M312	TWR_RED...	4.188	3.85	3.85	3.85	3.85	3.85	1	1		Lateral
1176	M321	TWR_RED...	4.188	3.85	3.85	3.85	3.85	3.85	1	1		Lateral
1177	M329	TWR_RED...	4.188	3.85	3.85	3.85	3.85	3.85	1	1		Lateral
1178	M338	TWR_RED...	4.188	3.85	3.85	3.85	3.85	3.85	1	1		Lateral
1179	M346	TWR_RED...	4.188	3.85	3.85	3.85	3.85	3.85	1	1		Lateral
1180	M368	TWR_RED...	4.188	3.84	3.84	3.84	3.84	3.84	1	1		Lateral
1181	M376	TWR_RED...	4.188	3.84	3.84	3.84	3.84	3.84	1	1		Lateral
1182	M385	TWR_RED...	4.188	3.84	3.84	3.84	3.84	3.84	1	1		Lateral
1183	M393	TWR_RED...	4.188	3.84	3.84	3.84	3.84	3.84	1	1		Lateral
1184	M402	TWR_RED...	4.188	3.84	3.84	3.84	3.84	3.84	1	1		Lateral
1185	M410	TWR_RED...	4.188	3.84	3.84	3.84	3.84	3.84	1	1		Lateral
1186	M419	TWR_RED...	4.188	3.84	3.84	3.84	3.84	3.84	1	1		Lateral
1187	M427	TWR_RED...	4.188	3.84	3.84	3.84	3.84	3.84	1	1		Lateral
1188	M449	TWR_RED...	4.188	3.77	3.77	3.77	3.77	3.77	1	1		Lateral
1189	M457	TWR_RED...	4.188	3.77	3.77	3.77	3.77	3.77	1	1		Lateral
1190	M466	TWR_RED...	4.188	3.77	3.77	3.77	3.77	3.77	1	1		Lateral
1191	M474	TWR_RED...	4.188	3.77	3.77	3.77	3.77	3.77	1	1		Lateral
1192	M483	TWR_RED...	4.188	3.77	3.77	3.77	3.77	3.77	1	1		Lateral
1193	M491	TWR_RED...	4.188	3.77	3.77	3.77	3.77	3.77	1	1		Lateral
1194	M500	TWR_RED...	4.188	3.77	3.77	3.77	3.77	3.77	1	1		Lateral
1195	M508	TWR_RED...	4.188	3.77	3.77	3.77	3.77	3.77	1	1		Lateral
1196	M530	TWR_RED...	4.188	3.76	3.76	3.76	3.76	3.76	1	1		Lateral
1197	M538	TWR_RED...	4.188	3.76	3.76	3.76	3.76	3.76	1	1		Lateral
1198	M547	TWR_RED...	4.188	3.76	3.76	3.76	3.76	3.76	1	1		Lateral
1199	M555	TWR_RED...	4.188	3.76	3.76	3.76	3.76	3.76	1	1		Lateral
1200	M564	TWR_RED...	4.188	3.76	3.76	3.76	3.76	3.76	1	1		Lateral
1201	M572	TWR_RED...	4.188	3.76	3.76	3.76	3.76	3.76	1	1		Lateral
1202	M581	TWR_RED...	4.188	3.76	3.76	3.76	3.76	3.76	1	1		Lateral
1203	M589	TWR_RED...	4.188	3.76	3.76	3.76	3.76	3.76	1	1		Lateral
1204	M611	TWR_RED...	4.188	3.75	3.75	3.75	3.75	3.75	1	1		Lateral
1205	M619	TWR_RED...	4.188	3.75	3.75	3.75	3.75	3.75	1	1		Lateral
1206	M628	TWR_RED...	4.188	3.75	3.75	3.75	3.75	3.75	1	1		Lateral
1207	M636	TWR_RED...	4.188	3.75	3.75	3.75	3.75	3.75	1	1		Lateral
1208	M645	TWR_RED...	4.188	3.75	3.75	3.75	3.75	3.75	1	1		Lateral
1209	M653	TWR_RED...	4.188	3.75	3.75	3.75	3.75	3.75	1	1		Lateral
1210	M662	TWR_RED...	4.188	3.75	3.75	3.75	3.75	3.75	1	1		Lateral
1211	M670	TWR_RED...	4.188	3.75	3.75	3.75	3.75	3.75	1	1		Lateral
1212	M692	TWR_RED...	5.583	5.063	5.063	5.063	5.063	5.063	1	1		Lateral
1213	M702	TWR_RED...	5.583	5.063	5.063	5.063	5.063	5.063	1	1		Lateral



Hot Rolled Steel Design Parameters (Continued)

	Label	Shape	Length[ft]	Lbyy[ft]	Lbzz[ft]	Lcomp top[ft]	Lcomp bot[ft]	L-torqu...	Kyy	Kzz	Cb	Function
1214	M713	TWR_RED...	5.583	5.063	5.063	5.063	5.063	5.063	1	1		Lateral
1215	M723	TWR_RED...	5.583	5.063	5.063	5.063	5.063	5.063	1	1		Lateral
1216	M734	TWR_RED...	5.583	5.063	5.063	5.063	5.063	5.063	1	1		Lateral
1217	M744	TWR_RED...	5.583	5.063	5.063	5.063	5.063	5.063	1	1		Lateral
1218	M755	TWR_RED...	5.583	5.063	5.063	5.063	5.063	5.063	1	1		Lateral
1219	M765	TWR_RED...	5.583	5.063	5.063	5.063	5.063	5.063	1	1		Lateral
1220	M5	TWR_TOP...	25.5	12.5	12.5	12.5	12.5	12.5	1.11	1		Lateral
1221	M6	TWR_TOP...	25.5	12.5	12.5	12.5	12.5	12.5	1.11	1		Lateral
1222	M7	TWR_TOP...	25.5	12.5	12.5	12.5	12.5	12.5	1.11	1		Lateral
1223	M8	TWR_TOP...	25.5	12.5	12.5	12.5	12.5	12.5	1.11	1		Lateral
1224	M46	TWR_INNE...	33.5	33.5	33.5	33.5	33.5	33.5	1	1		Lateral
1225	M115	TWR_INNE...	11.844	11.844	11.844	11.844	11.844	11.844	1	1		Lateral
1226	M116	TWR_INNE...	11.844	11.844	11.844	11.844	11.844	11.844	1	1		Lateral
1227	M117	TWR_INNE...	11.844	11.844	11.844	11.844	11.844	11.844	1	1		Lateral
1228	M118	TWR_INNE...	11.844	11.844	11.844	11.844	11.844	11.844	1	1		Lateral
1229	M195	TWR_INNE...	33.5	33.5	33.5	33.5	33.5	33.5	1.01	1		Lateral
1230	M196	TWR_INNE...	11.844	11.844	11.844	11.844	11.844	11.844	1.06	1		Lateral
1231	M197	TWR_INNE...	11.844	11.844	11.844	11.844	11.844	11.844	1.06	1		Lateral
1232	M198	TWR_INNE...	11.844	11.844	11.844	11.844	11.844	11.844	1.06	1		Lateral
1233	M199	TWR_INNE...	11.844	11.844	11.844	11.844	11.844	11.844	1.06	1		Lateral
1234	M276	TWR_INNE...	33.5	33.5	33.5	33.5	33.5	33.5	1.01	1		Lateral
1235	M277	TWR_INNE...	11.844	11.844	11.844	11.844	11.844	11.844	1.06	1		Lateral
1236	M278	TWR_INNE...	11.844	11.844	11.844	11.844	11.844	11.844	1.06	1		Lateral
1237	M279	TWR_INNE...	11.844	11.844	11.844	11.844	11.844	11.844	1.06	1		Lateral
1238	M280	TWR_INNE...	11.844	11.844	11.844	11.844	11.844	11.844	1.06	1		Lateral
1239	M357	TWR_INNE...	33.5	33.5	33.5	33.5	33.5	33.5	1.01	1		Lateral
1240	M358	TWR_INNE...	11.844	11.844	11.844	11.844	11.844	11.844	1.06	1		Lateral
1241	M359	TWR_INNE...	11.844	11.844	11.844	11.844	11.844	11.844	1.06	1		Lateral
1242	M360	TWR_INNE...	11.844	11.844	11.844	11.844	11.844	11.844	1.06	1		Lateral
1243	M361	TWR_INNE...	11.844	11.844	11.844	11.844	11.844	11.844	1.06	1		Lateral
1244	M438	TWR_INNE...	33.5	33.5	33.5	33.5	33.5	33.5	1.01	1		Lateral
1245	M439	TWR_INNE...	11.844	11.844	11.844	11.844	11.844	11.844	1.06	1		Lateral
1246	M440	TWR_INNE...	11.844	11.844	11.844	11.844	11.844	11.844	1.06	1		Lateral
1247	M441	TWR_INNE...	11.844	11.844	11.844	11.844	11.844	11.844	1.06	1		Lateral
1248	M442	TWR_INNE...	11.844	11.844	11.844	11.844	11.844	11.844	1.06	1		Lateral
1249	M519	TWR_INNE...	33.5	33.5	33.5	33.5	33.5	33.5	1.01	1		Lateral
1250	M520	TWR_INNE...	11.844	11.844	11.844	11.844	11.844	11.844	1.06	1		Lateral
1251	M521	TWR_INNE...	11.844	11.844	11.844	11.844	11.844	11.844	1.06	1		Lateral
1252	M522	TWR_INNE...	11.844	11.844	11.844	11.844	11.844	11.844	1.06	1		Lateral
1253	M523	TWR_INNE...	11.844	11.844	11.844	11.844	11.844	11.844	1.06	1		Lateral
1254	M600	TWR_INNE...	33.5	33.5	33.5	33.5	33.5	33.5	1.01	1		Lateral
1255	M601	TWR_INNE...	11.844	11.844	11.844	11.844	11.844	11.844	1.06	1		Lateral
1256	M602	TWR_INNE...	11.844	11.844	11.844	11.844	11.844	11.844	1.06	1		Lateral
1257	M603	TWR_INNE...	11.844	11.844	11.844	11.844	11.844	11.844	1.06	1		Lateral
1258	M604	TWR_INNE...	11.844	11.844	11.844	11.844	11.844	11.844	1.06	1		Lateral
1259	M681	TWR_INNE...	33.5	33.5	33.5	33.5	33.5	33.5	1.01	1		Lateral
1260	M682	TWR_INNE...	11.844	11.844	11.844	11.844	11.844	11.844	1.06	1		Lateral
1261	M683	TWR_INNE...	11.844	11.844	11.844	11.844	11.844	11.844	1.06	1		Lateral
1262	M684	TWR_INNE...	11.844	11.844	11.844	11.844	11.844	11.844	1.06	1		Lateral
1263	M685	TWR_INNE...	11.844	11.844	11.844	11.844	11.844	11.844	1.06	1		Lateral

Basic Load Cases

	BLC Description	Category	X Gravity	Y Gravity	Z Gravity	Joint	Point	Distribut...	Area(Me...	Surface(...
1	Dead	None		-1		40	426	40		
2	No Ice Wind 0 deg	None				40	1192	120		



Company : GPD
 Designer : J. Stokes
 Job Number : 2019736.27
 Model Name : CHESHIRE SW

May 13, 2019
 7:58 PM
 Checked By: _____

Basic Load Cases (Continued)

	BLC Description	Category	X Gravity	Y Gravity	Z Gravity	Joint	Point	Distribut...	Area(Me...Surface(...
3	No Ice Wind 45 deg	None				80	1168	160	
4	No Ice Wind 90 deg	None				40	1202	120	
5	No Ice Wind 135 deg	None				80	1158	160	
6	No Ice Wind 180 deg	None				40	1192	120	
7	No Ice Wind 225 deg	None				80	1168	160	
8	No Ice Wind 270 deg	None				40	1202	120	
9	No Ice Wind 315 deg	None				80	1158	160	
10	Ice	None				40	432	822	
11	Temperature Drop	None						782	
12	Ice Wind 0 deg	None				40	1186	120	
13	Ice Wind 45 deg	None				80	1108	160	
14	Ice Wind 90 deg	None				40	1194	120	
15	Ice Wind 135 deg	None				80	1096	160	
16	Ice Wind 180 deg	None				40	1186	120	
17	Ice Wind 225 deg	None				80	1108	160	
18	Ice Wind 270 deg	None				40	1194	120	
19	Ice Wind 315 deg	None				80	1096	160	
20	Service Wind 0 deg	None				40	1172	120	
21	Service Wind 45 deg	None				80	1112	160	
22	Service Wind 90 deg	None				40	1174	120	
23	Service Wind 135 deg	None				80	1090	160	
24	Service Wind 180 deg	None				40	1172	120	
25	Service Wind 225 deg	None				80	1112	160	
26	Service Wind 270 deg	None				40	1174	120	
27	Service Wind 315 deg	None				80	1090	160	

Load Combinations

	Description	So...P... S...	BLCFac..	BLCFac..	BLCFac..	BLCFac..	BLCFac..	BLCFac..	BLCFac..	BLCFac..	BLCFac..	BLCFac..		
1	Dead Only	Yes	1	1	28	1	29	1						
2	1.2 Dead+1.6 Wind 0 de...	Yes	1	1.2	2	1.6	28	1.2	29	1				
3	0.9 Dead+1.6 Wind 0 de...	Yes	1	.9	2	1.6	28	.9	29	1				
4	1.2 Dead+1.6 Wind 45 d...	Yes	1	1.2	3	1.6	28	1.2	29	1				
5	0.9 Dead+1.6 Wind 45 d...	Yes	1	.9	3	1.6	28	.9	29	1				
6	1.2 Dead+1.6 Wind 90 d...	Yes	1	1.2	4	1.6	28	1.2	29	1				
7	0.9 Dead+1.6 Wind 90 d...	Yes	1	.9	4	1.6	28	.9	29	1				
8	1.2 Dead+1.6 Wind 135 ...	Yes	1	1.2	5	1.6	28	1.2	29	1				
9	0.9 Dead+1.6 Wind 135 ...	Yes	1	.9	5	1.6	28	.9	29	1				
10	1.2 Dead+1.6 Wind 180 ...	Yes	1	1.2	6	1.6	28	1.2	29	1				
11	0.9 Dead+1.6 Wind 180 ...	Yes	1	.9	6	1.6	28	.9	29	1				
12	1.2 Dead+1.6 Wind 225 ...	Yes	1	1.2	7	1.6	28	1.2	29	1				
13	0.9 Dead+1.6 Wind 225 ...	Yes	1	.9	7	1.6	28	.9	29	1				
14	1.2 Dead+1.6 Wind 270 ...	Yes	1	1.2	8	1.6	28	1.2	29	1				
15	0.9 Dead+1.6 Wind 270 ...	Yes	1	.9	8	1.6	28	.9	29	1				
16	1.2 Dead+1.6 Wind 315 ...	Yes	1	1.2	9	1.6	28	1.2	29	1				
17	0.9 Dead+1.6 Wind 315 ...	Yes	1	.9	9	1.6	28	.9	29	1				
18	1.2 Dead+1.0 Ice+1.0 T...	Yes	1	1.2	10	1	11	1	28	1.2	29	1		
19	1.2 Dead+1.0 Wind 0 de...	Yes	1	1.2	12	1	10	1	11	1	28	1.2	29	1
20	1.2 Dead+1.0 Wind 45 d...	Yes	1	1.2	13	1	10	1	11	1	28	1.2	29	1
21	1.2 Dead+1.0 Wind 90 d...	Yes	1	1.2	14	1	10	1	11	1	28	1.2	29	1
22	1.2 Dead+1.0 Wind 135 ...	Yes	1	1.2	15	1	10	1	11	1	28	1.2	29	1
23	1.2 Dead+1.0 Wind 180 ...	Yes	1	1.2	16	1	10	1	11	1	28	1.2	29	1
24	1.2 Dead+1.0 Wind 225 ...	Yes	1	1.2	17	1	10	1	11	1	28	1.2	29	1
25	1.2 Dead+1.0 Wind 270 ...	Yes	1	1.2	18	1	10	1	11	1	28	1.2	29	1
26	1.2 Dead+1.0 Wind 315 ...	Yes	1	1.2	19	1	10	1	11	1	28	1.2	29	1
27	Dead+Wind 0 deg - Serv...	Yes	1	1	20	1	28	1	29	1				



Load Combinations (Continued)

	Description	So...	P...	S...	BLCFac..	BLCFac..	BLCFac..	BLCFac..	BLCFac..	BLCFac..	BLCFac..	BLCFac..	BLCFac..	BLCFac..
28	Dead+Wind 45 deg - Se...	Yes			1	1	21	1	28	1	29	1		
29	Dead+Wind 90 deg - Se...	Yes			1	1	22	1	28	1	29	1		
30	Dead+Wind 135 deg - S...	Yes			1	1	23	1	28	1	29	1		
31	Dead+Wind 180 deg - S...	Yes			1	1	24	1	28	1	29	1		
32	Dead+Wind 225 deg - S...	Yes			1	1	25	1	28	1	29	1		
33	Dead+Wind 270 deg - S...	Yes			1	1	26	1	28	1	29	1		
34	Dead+Wind 315 deg - S...	Yes			1	1	27	1	28	1	29	1		

Envelope AISC 14th(360-10): LRFD Steel Code Checks

Member	Shape	Code Check	Lo...	LC	She...	Lo.....	LC	phi*Pnc...	phi*Pnt [k]	phi*M..	phi*M.....	Eqn
1	M1274 2L3 1/2x4x5/...	.072	0	21	.002	9.0...y	2	24.588	145.476	16.043	8.582	1 H1-...
2	M1275 2L3 1/2x4x5/...	.079	18...	23	.002	9.0...y	14	24.588	145.476	16.043	8.582	1 H1-...
3	M1276 2L3 1/2x4x5/...	.070	0	25	.002	9.0...y	16	24.588	145.476	16.043	8.582	1 H1-...
4	M1277 2L3 1/2x4x5/...	.079	18...	23	.002	9.0...y	6	24.588	145.476	16.043	8.582	1 H1-...
5	M1278 2L3 1/2x4x5/...	.077	0	19	.002	9.0...y	6	24.588	145.476	16.043	8.582	1 H1-...
6	M1279 2L3 1/2x4x5/...	.073	18...	25	.002	9.0...y	10	24.588	145.476	16.043	8.582	1 H1-...
7	M1280 2L3 1/2x4x5/...	.074	0	21	.002	9.0...y	10	24.588	145.476	16.043	8.582	1 H1-...
8	M1281 2L3 1/2x4x5/...	.077	18...	19	.002	9.0...y	16	24.588	145.476	16.043	8.582	1 H1-...
9	M1282 2L3 1/2x4x5/...	.064	0	10	.002	7.7...y	25	33.009	145.476	16.043	8.582	1 H1-...
10	M1283 2L3 1/2x4x5/...	.064	15...	2	.002	7.7...y	25	33.009	145.476	16.043	8.582	1 H1-...
11	M1284 2L3 1/2x4x5/...	.061	0	14	.002	7.7...y	19	33.009	145.476	16.043	8.582	1 H1-...
12	M1285 2L3 1/2x4x5/...	.061	15...	6	.002	7.7...y	19	33.009	145.476	16.043	8.582	1 H1-...
13	M1286 2L3 1/2x4x5/...	.064	0	2	.002	7.7...y	21	33.009	145.476	16.043	8.582	1 H1-...
14	M1287 2L3 1/2x4x5/...	.065	15...	10	.002	7.7...y	21	33.009	145.476	16.043	8.582	1 H1-...
15	M1288 2L3 1/2x4x5/...	.061	0	6	.002	7.7...y	23	33.009	145.476	16.043	8.582	1 H1-...
16	M1289 2L3 1/2x4x5/...	.061	15...	14	.002	7.7...y	23	33.009	145.476	16.043	8.582	1 H1-...
17	M15 2L3x4x5/16x...	.423	9.1...	8	.004	9.1...y	22	15.416	135.432	15.999	3.964	1 H1-1a
18	M18 2L3x4x5/16x...	.405	9.1...	14	.004	9.1...y	24	15.416	135.432	15.999	3.964	1 H1-1a
19	M22 2L3x4x5/16x...	.408	9.1...	2	.003	9.1...y	20	15.416	135.432	15.999	3.964	1 H1-1a
20	M25 2L3x4x5/16x...	.415	9.1...	10	.004	9.1...y	22	15.416	135.432	15.999	3.964	1 H1-1a
21	M29 2L3x4x5/16x...	.441	9.1...	14	.004	9.1...y	26	15.416	135.432	15.999	3.964	1 H1-1a
22	M32 2L3x4x5/16x...	.445	9.1...	6	.004	9.1...y	20	15.416	135.432	15.999	3.964	1 H1-1a
23	M36 2L3x4x5/16x...	.442	9.1...	10	.004	9.1...y	24	15.416	135.432	15.999	3.964	1 H1-1a
24	M39 2L3x4x5/16x...	.438	9.1...	2	.004	9.1...y	26	15.416	135.432	15.999	3.964	1 H1-1a
25	M51 2L3x2 1/2x3/...	.265	15...	14	.003	22...y	25	61.942	124.416	8.283	4.374	1 H1-1a
26	M59 2L3x2 1/2x3/...	.264	15...	6	.003	22...y	21	61.942	124.416	8.283	4.374	1 H1-1a
27	M67 2L3x2 1/2x3/...	.272	15...	10	.003	22...y	23	61.942	124.416	8.283	4.374	1 H1-1a
28	M75 2L3x2 1/2x3/...	.272	15...	2	.003	22...y	19	61.942	124.416	8.283	4.374	1 H1-1a
29	M83 2L3x2 1/2x3/...	.265	15...	6	.003	22...y	21	61.942	124.416	8.283	4.374	1 H1-1a
30	M91 2L3x2 1/2x3/...	.265	15...	14	.003	22...y	25	61.942	124.416	8.283	4.374	1 H1-1a
31	M99 2L3x2 1/2x3/...	.275	15...	2	.003	22...y	19	61.942	124.416	8.283	4.374	1 H1-1a
32	M107 2L3x2 1/2x3/...	.274	15...	10	.003	22...y	23	61.942	124.416	8.283	4.374	1 H1-1a
33	M124 2L3x2 1/2x3/...	.371	0	14	.003	22...y	26	61.942	124.416	8.283	4.374	1 H1-1a
34	M132 2L3x2 1/2x3/...	.374	0	6	.004	22...y	22	61.942	124.416	8.283	4.374	1 H1-1a
35	M141 2L3x2 1/2x3/...	.382	0	10	.004	22...y	22	61.942	124.416	8.283	4.374	1 H1-1a
36	M149 2L3x2 1/2x3/...	.379	0	2	.003	22...y	26	61.942	124.416	8.283	4.374	1 H1-1a
37	M158 2L3x2 1/2x3/...	.351	0	6	.003	22...y	22	61.942	124.416	8.283	4.374	1 H1-1a
38	M166 2L3x2 1/2x3/...	.350	0	14	.004	22...y	26	61.942	124.416	8.283	4.374	1 H1-1a
39	M175 2L3x2 1/2x3/...	.379	0	2	.004	22...y	26	61.942	124.416	8.283	4.374	1 H1-1a
40	M183 2L3x2 1/2x3/...	.380	0	10	.003	22...y	22	61.942	124.416	8.283	4.374	1 H1-1a
41	M205 2L3x2-1/2x1/...	.376	0	14	.003	22...y	26	82.809	162	11.25	5.625	1 H1-1a
42	M213 2L3x2-1/2x1/...	.380	0	6	.003	22...y	22	82.809	162	11.25	5.625	1 H1-1a
43	M222 2L3x2-1/2x1/...	.393	0	10	.003	22...y	22	82.809	162	11.25	5.625	1 H1-1a
44	M230 2L3x2-1/2x1/...	.389	0	2	.003	22...y	19	82.809	162	11.25	5.625	1 H1-1a
45	M239 2L3x2-1/2x1/...	.350	0	6	.003	22...y	22	82.809	162	11.25	5.625	1 H1-1a



Company : GPD
 Designer : J. Stokes
 Job Number : 2019736.27
 Model Name : CHESHIRE SW

May 13, 2019
 7:58 PM
 Checked By: _____

Envelope AISC 14th(360-10): LRFD Steel Code Checks (Continued)

Member	Shape	Code Check	Lo...	LC	She...	Lo.....	LC	phi*Pnc...	phi*Pnt [k]	phi*M...	phi*M.....	Eqn
46	M247	2L3x2-1/2x1/...	.349	0	14	.003	22....y	26	82.809	162	11.255.625	1 H1-1a
47	M256	2L3x2-1/2x1/...	.386	0	2	.003	22....y	26	82.809	162	11.255.625	1 H1-1a
48	M264	2L3x2-1/2x1/...	.388	0	10	.003	22....y	22	82.809	162	11.255.625	1 H1-1a
49	M286	2L3x2-1/2x1/...	.449	0	14	.003	22....y	26	82.809	162	11.255.625	1 H1-1a
50	M294	2L3x2-1/2x1/...	.452	0	6	.003	22....y	22	82.809	162	11.255.625	1 H1-1a
51	M303	2L3x2-1/2x1/...	.474	0	10	.003	22....y	23	82.809	162	11.255.625	1 H1-1a
52	M311	2L3x2-1/2x1/...	.470	0	2	.003	22....y	19	82.809	162	11.255.625	1 H1-1a
53	M320	2L3x2-1/2x1/...	.411	0	6	.003	22....y	22	82.809	162	11.255.625	1 H1-1a
54	M328	2L3x2-1/2x1/...	.410	0	14	.003	22....y	26	82.809	162	11.255.625	1 H1-1a
55	M337	2L3x2-1/2x1/...	.468	0	2	.003	22....y	26	82.809	162	11.255.625	1 H1-1a
56	M345	2L3x2-1/2x1/...	.471	0	10	.003	22....y	23	82.809	162	11.255.625	1 H1-1a
57	M367	2L4x3x3/8x3/8	.481	0	14	.004	0 y	23	90.688	161.028	11.5317.876	1 H1-1a
58	M375	2L4x3x3/8x3/8	.485	0	6	.004	0 y	23	90.688	161.028	11.5317.876	1 H1-1a
59	M384	2L4x3x3/8x3/8	.515	0	10	.004	0 y	21	90.688	161.028	11.5317.876	1 H1-1a
60	M392	2L4x3x3/8x3/8	.510	0	2	.003	0 y	21	90.688	161.028	11.5317.876	1 H1-1a
61	M401	2L4x3x3/8x3/8	.440	0	6	.003	0 y	19	90.688	161.028	11.5317.876	1 H1-1a
62	M409	2L4x3x3/8x3/8	.439	0	14	.003	0 y	19	90.688	161.028	11.5317.876	1 H1-1a
63	M418	2L4x3x3/8x3/8	.510	0	2	.003	22....y	19	90.688	161.028	11.5317.876	1 H1-1a
64	M426	2L4x3x3/8x3/8	.512	0	10	.004	0 y	25	90.688	161.028	11.5317.876	1 H1-1a
65	M448	2L4x3x3/8x3/8	.534	0	14	.003	0 y	23	90.688	161.028	11.5317.876	1 H1-1a
66	M456	2L4x3x3/8x3/8	.538	0	6	.003	22....y	21	90.688	161.028	11.5317.876	1 H1-1a
67	M465	2L4x3x3/8x3/8	.571	0	10	.003	22....y	23	90.688	161.028	11.5317.876	1 H1-1a
68	M473	2L4x3x3/8x3/8	.566	0	2	.003	0 y	21	90.688	161.028	11.5317.876	1 H1-1a
69	M482	2L4x3x3/8x3/8	.485	0	6	.003	0 y	19	90.688	161.028	11.5317.876	1 H1-1a
70	M490	2L4x3x3/8x3/8	.484	0	14	.003	22....y	26	90.688	161.028	11.5317.876	1 H1-1a
71	M499	2L4x3x3/8x3/8	.567	0	2	.003	22....y	19	90.688	161.028	11.5317.876	1 H1-1a
72	M507	2L4x3x3/8x3/8	.569	0	10	.003	0 y	25	90.688	161.028	11.5317.876	1 H1-1a
73	M529	2L4x3x1/2x3/8	.473	0	14	.003	0 y	24	123.934	210.6	15.63410.202	1 H1-1a
74	M537	2L4x3x1/2x3/8	.477	0	6	.003	0 y	23	123.934	210.6	15.63410.202	1 H1-1a
75	M546	2L4x3x1/2x3/8	.506	0	10	.003	0 y	21	123.934	210.6	15.63410.202	1 H1-1a
76	M554	2L4x3x1/2x3/8	.500	0	2	.003	0 y	20	123.934	210.6	15.63410.202	1 H1-1a
77	M563	2L4x3x1/2x3/8	.428	0	6	.003	0 y	4	123.934	210.6	15.63410.202	1 H1-1a
78	M571	2L4x3x1/2x3/8	.427	0	14	.003	22....y	26	123.934	210.6	15.63410.202	1 H1-1a
79	M580	2L4x3x1/2x3/8	.501	0	2	.003	22....y	19	123.934	210.6	15.63410.202	1 H1-1a
80	M588	2L4x3x1/2x3/8	.504	0	10	.003	0 y	24	123.934	210.6	15.63410.202	1 H1-1a
81	M610	2L4x3x1/2x3/8	.515	0	14	.004	0 y	10	123.934	210.6	15.63410.202	1 H1-1a
82	M618	2L4x3x1/2x3/8	.516	0	6	.004	0 y	10	123.934	210.6	15.63410.202	1 H1-1a
83	M627	2L4x3x1/2x3/8	.552	0	10	.004	22....y	12	123.934	210.6	15.63410.202	1 H1-1a
84	M635	2L4x3x1/2x3/8	.549	0	2	.003	0 y	6	123.934	210.6	15.63410.202	1 H1-1a
85	M644	2L4x3x1/2x3/8	.466	0	6	.004	0 y	2	123.934	210.6	15.63410.202	1 H1-1a
86	M652	2L4x3x1/2x3/8	.466	0	14	.004	0 y	2	123.934	210.6	15.63410.202	1 H1-1a
87	M661	2L4x3x1/2x3/8	.551	0	2	.003	22....y	4	123.934	210.6	15.63410.202	1 H1-1a
88	M669	2L4x3x1/2x3/8	.552	0	10	.004	22....y	8	123.934	210.6	15.63410.202	1 H1-1a
89	M691	2L4x4x1/2x3/8	.484	0	14	.006	0 y	24	150.524	243	26.01510.64	1 H1-1a
90	M701	2L4x4x1/2x3/8	.484	0	6	.005	0 y	22	150.524	243	26.01510.64	1 H1-1a
91	M712	2L4x4x1/2x3/8	.564	0	10	.005	0 y	22	151.596	243	26.01510.64	1 H1-1a
92	M722	2L4x4x1/2x3/8	.564	0	2	.005	0 y	4	151.596	243	26.01510.64	1 H1-1a
93	M733	2L4x4x1/2x3/8	.414	0	6	.007	0 y	4	150.524	243	26.01510.64	1 H1-1a
94	M743	2L4x4x1/2x3/8	.415	0	14	.007	0 y	16	150.524	243	26.01510.64	1 H1-1a
95	M754	2L4x4x1/2x3/8	.568	0	2	.005	0 y	16	151.596	243	26.01510.64	1 H1-1a
96	M764	2L4x4x1/2x3/8	.567	0	10	.006	0 y	12	151.596	243	26.01510.64	1 H1-1a
97	M1270	W12X26	.301	20....	22	.006	0 y	6	190.321	247.86	22.05952.598	1 H1-1a
98	M1271	W12X26	.301	20....	22	.006	41.5 y	10	190.321	247.86	22.05952.598	1 H1-1a
99	M1272	W12X26	.301	20....	24	.006	41.5 y	14	190.321	247.86	22.05952.598	1 H1-1a
100	M1273	W12X26	.301	20....	20	.006	0 y	2	190.321	247.86	22.05952.598	1 H1-1a
101	M123	2L3x2 1/2x1/...	.188	8.3...	7	.007	25....y	22	46.996	85.212	5.4233.034	1 H1-...
102	M140	2L3x2 1/2x1/...	.194	17....	11	.007	8.3...y	22	46.996	85.212	5.4233.034	1 H1-...



Company : GPD
 Designer : J. Stokes
 Job Number : 2019736.27
 Model Name : CHESHIRE SW

May 13, 2019
 7:58 PM
 Checked By: _____

Envelope AISC 14th(360-10): LRFD Steel Code Checks (Continued)

Member	Shape	Code Check	Lo...	LC	She...	Lo.....	LC	phi*Pnc...	phi*Pnt [k]	phi*M...	phi*M.....	Eqn	
103	M157	2L3x2 1/2x1/...	.177	17....	7	.005	8.3...y	20	46.996	85.212	5.423	3.034 1	H1-...
104	M174	2L3x2 1/2x1/...	.195	8.3...	11	.005	25...y	24	46.996	85.212	5.423	3.034 1	H1-...
105	M204	2L3x2 1/2x1/...	.311	25....	14	.007	25...y	23	46.996	85.212	5.423	3.034 1	H1-1a
106	M221	2L3x2 1/2x1/...	.322	8.3...	2	.007	8.3...y	21	46.996	85.212	5.423	3.034 1	H1-1a
107	M238	2L3x2 1/2x1/...	.292	16....	14	.005	8.3...y	19	46.996	85.212	5.423	3.034 1	H1-1a
108	M255	2L3x2 1/2x1/...	.327	16....	10	.005	25...y	25	46.996	85.212	5.423	3.034 1	H1-1a
109	M285	2L3x2 1/2x1/...	.372	16....	6	.007	25...y	23	46.996	85.212	5.423	3.034 1	H1-1a
110	M302	2L3x2 1/2x1/...	.389	16....	10	.007	8.3...y	21	46.996	85.212	5.423	3.034 1	H1-1a
111	M319	2L3x2 1/2x1/...	.347	16....	6	.005	8.3...z	24	46.996	85.212	5.423	3.034 1	H1-1a
112	M336	2L3x2 1/2x1/...	.398	16....	10	.005	25...y	25	46.996	85.212	5.423	3.034 1	H1-1a
113	M366	2L3x2 1/2x5/...	.364	16....	6	.006	25...y	23	57.309	105.047	6.839	3.717 1	H1-1a
114	M383	2L3x2 1/2x5/...	.391	5.9...	2	.006	8.3...y	21	57.309	105.047	6.839	5.947 1	H1-1a
115	M400	2L3x2 1/2x5/...	.333	16....	14	.005	8.3...z	25	57.309	105.047	6.839	3.717 1	H1-1a
116	M417	2L3x2 1/2x5/...	.398	16....	2	.005	25...z	19	57.309	105.047	6.839	3.717 1	H1-1a
117	M447	2L3x2 1/2x3/...	.361	16....	6	.005	25...y	23	67.139	124.416	8.283	4.374 1	H1-1a
118	M464	2L3x2 1/2x3/...	.386	5.9...	2	.005	8.3...y	21	67.139	124.416	8.283	6.998 1	H1-1a
119	M481	2L3x2 1/2x3/...	.327	16....	14	.005	8.3...z	25	67.139	124.416	8.283	4.374 1	H1-1a
120	M498	2L3x2 1/2x3/...	.391	16....	2	.005	25...z	19	67.139	124.416	8.283	4.374 1	H1-1a
121	M528	2L3x2 1/2x3/...	.412	27....	14	.006	25...y	23	67.139	124.416	8.283	6.998 1	H1-1a
122	M545	2L3x2 1/2x3/...	.438	5.9...	2	.006	8.3...y	21	67.139	124.416	8.283	6.998 1	H1-1a
123	M562	2L3x2 1/2x3/...	.372	16....	6	.005	8.3...z	25	67.139	124.416	8.283	4.374 1	H1-1a
124	M579	2L3x2 1/2x3/...	.447	16....	10	.005	25...z	19	67.139	124.416	8.283	4.374 1	H1-1a
125	M609	2L3x2 1/2x3/...	.449	27....	14	.005	25...y	23	67.139	124.416	8.283	6.998 1	H1-1a
126	M626	2L3x2 1/2x3/...	.476	16....	10	.005	8.3...y	21	67.139	124.416	8.283	4.374 1	H1-1a
127	M643	2L3x2 1/2x3/...	.402	16....	6	.005	8.3...z	24	67.139	124.416	8.283	4.374 1	H1-1a
128	M660	2L3x2 1/2x3/...	.487	16....	10	.005	25...z	19	67.139	124.416	8.283	4.374 1	H1-1a
129	M690	2L4x3x1/2x3/8	.278	16....	8	.010	27...z	19	139.924	210.6	15.634	10.202 1	H1-1a
130	M711	2L4x3x1/2x3/8	.257	16....	4	.010	5.9...z	26	139.924	210.6	15.634	10.202 1	H1-1a
131	M732	2L4x3x1/2x3/8	.185	0	16	.005	8.7...z	22	139.924	210.6	15.634	16.323 1	H1-...
132	M753	2L4x3x1/2x3/8	.261	16....	16	.005	25...z	24	139.924	210.6	15.634	10.202 1	H1-1a
133	M1221	2L2 1/2x2 1/...	.029	4.1...	19	.002	8.3...y	24	24.183	58.32	4.017	2.611 1	H1-1b
134	M1222	2L2 1/2x2 1/...	.029	4.1...	20	.002	0 y	24	24.183	58.32	4.017	2.611 1	H1-1b
135	M1223	2L2 1/2x2 1/...	.027	4.1...	22	.002	8.3...y	26	24.183	58.32	4.017	2.611 1	H1-1b
136	M1224	2L2 1/2x2 1/...	.027	4.1...	22	.002	0 y	26	24.183	58.32	4.017	2.611 1	H1-1b
137	M1225	2L2 1/2x2 1/...	.029	4.1...	24	.002	8.3...y	20	24.183	58.32	4.017	2.611 1	H1-1b
138	M1226	2L2 1/2x2 1/...	.029	4.1...	25	.002	0 y	20	24.183	58.32	4.017	2.611 1	H1-1b
139	M1169	2L2 1/2x2 1/...	.029	4.1...	19	.002	8.3...y	23	24.183	58.32	4.017	2.611 1	H1-1b
140	M1170	2L2 1/2x2 1/...	.029	4.1...	20	.002	0 y	25	24.183	58.32	4.017	2.611 1	H1-1b
141	M1171	2L2 1/2x2 1/...	.027	4.1...	22	.002	0 y	25	24.183	58.32	4.017	2.611 1	H1-1b
142	M1172	2L2 1/2x2 1/...	.027	4.1...	22	.002	0 y	19	24.183	58.32	4.017	2.611 1	H1-1b
143	M1173	2L2 1/2x2 1/...	.029	4.1...	25	.002	8.3...y	21	24.183	58.32	4.017	2.611 1	H1-1b
144	M1174	2L2 1/2x2 1/...	.029	4.1...	24	.002	0 y	19	24.183	58.32	4.017	2.611 1	H1-1b
145	M1117	2L2 1/2x2 1/...	.029	4.1...	19	.002	8.3...y	24	24.183	58.32	4.017	2.611 1	H1-1b
146	M1118	2L2 1/2x2 1/...	.029	4.1...	20	.002	0 y	24	24.183	58.32	4.017	2.611 1	H1-1b
147	M1119	2L2 1/2x2 1/...	.027	4.1...	22	.002	8.3...y	16	24.183	58.32	4.017	2.611 1	H1-1b
148	M1120	2L2 1/2x2 1/...	.027	4.1...	22	.002	0 y	16	24.183	58.32	4.017	2.611 1	H1-1b
149	M1121	2L2 1/2x2 1/...	.029	4.1...	24	.002	8.3...y	20	24.183	58.32	4.017	2.611 1	H1-1b
150	M1122	2L2 1/2x2 1/...	.029	4.1...	25	.002	0 y	20	24.183	58.32	4.017	2.611 1	H1-1b
151	M1065	2L2 1/2x2 1/...	.030	4.1...	19	.002	0 y	24	24.183	58.32	4.017	2.611 1	H1-1b
152	M1066	2L2 1/2x2 1/...	.030	4.1...	20	.002	0 y	24	24.183	58.32	4.017	2.611 1	H1-1b
153	M1067	2L2 1/2x2 1/...	.027	4.1...	22	.002	8.3...y	16	24.183	58.32	4.017	2.611 1	H1-1b
154	M1068	2L2 1/2x2 1/...	.027	4.1...	22	.002	0 y	16	24.183	58.32	4.017	2.611 1	H1-1b
155	M1069	2L2 1/2x2 1/...	.030	4.1...	24	.002	8.3...y	4	24.183	58.32	4.017	2.611 1	H1-1b
156	M1070	2L2 1/2x2 1/...	.030	4.1...	25	.002	0 y	4	24.183	58.32	4.017	2.611 1	H1-1b
157	M1013	2L2 1/2x2 1/...	.032	4.1...	19	.002	8.3...y	24	24.183	58.32	4.017	2.611 1	H1-1b
158	M1014	2L2 1/2x2 1/...	.031	4.1...	20	.002	0 y	12	24.183	58.32	4.017	2.611 1	H1-1b
159	M1015	2L2 1/2x2 1/...	.028	4.1...	22	.002	0 y	16	24.183	58.32	4.017	2.611 1	H1-1b

Envelope AISC 14th(360-10): LFRD Steel Code Checks (Continued)

Member	Shape	Code Check	Lo...	LC	She...	Lo.....	LC	phi*Pnc...	phi*Pnt [k]	phi*M...	phi*M.....	Ean	
160	M1016	2L2 1/2x2 1/...	.028	4.1...	22	.002	0	y	16	24.183	58.32	4.0172.611 1	H1-1b
161	M1017	2L2 1/2x2 1/...	.031	4.1...	24	.002	8.3...	y	4	24.183	58.32	4.0172.611 1	H1-1b
162	M1018	2L2 1/2x2 1/...	.031	4.1...	26	.002	0	y	4	24.183	58.32	4.0172.611 1	H1-1b
163	M961	2L2 1/2x2 1/...	.032	4.1...	19	.002	8.3...	y	10	24.183	58.32	4.0172.611 1	H1-1b
164	M962	2L2 1/2x2 1/...	.032	4.1...	20	.002	0	y	12	24.183	58.32	4.0172.611 1	H1-1b
165	M963	2L2 1/2x2 1/...	.028	4.1...	22	.002	8.3...	y	16	24.183	58.32	4.0172.611 1	H1-1b
166	M964	2L2 1/2x2 1/...	.028	4.1...	22	.002	0	y	16	24.183	58.32	4.0172.611 1	H1-1b
167	M965	2L2 1/2x2 1/...	.032	4.1...	24	.002	8.3...	y	4	24.183	58.32	4.0172.611 1	H1-1b
168	M966	2L2 1/2x2 1/...	.032	4.1...	26	.002	0	y	4	24.183	58.32	4.0172.611 1	H1-1b
169	M909	2L2 1/2x2 1/...	.032	4.1...	19	.003	8.3...	y	19	24.183	58.32	4.0172.611 1	H1-1b
170	M910	2L2 1/2x2 1/...	.032	4.1...	20	.003	0	y	20	24.183	58.32	4.0172.611 1	H1-1b
171	M911	2L2 1/2x2 1/...	.028	4.1...	22	.002	0	y	8	24.183	58.32	4.0172.611 1	H1-1b
172	M912	2L2 1/2x2 1/...	.028	4.1...	23	.002	8.3...	y	8	24.183	58.32	4.0172.611 1	H1-1b
173	M913	2L2 1/2x2 1/...	.032	4.1...	24	.003	0	y	24	24.183	58.32	4.0172.611 1	H1-1b
174	M914	2L2 1/2x2 1/...	.032	4.1...	26	.003	0	y	25	24.183	58.32	4.0172.611 1	H1-1b
175	M1258	W8X13	.005	0	12	.002	0	y	16	30.531	124.416	5.805 20.868 ...	H1-...
176	M1259	W8X13	.005	0	16	.002	0	y	12	30.531	124.416	5.805 20.868 ...	H1-...
177	M1260	W8X13	.005	0	4	.002	0	y	8	30.531	124.416	5.805 20.868 ...	H1-...
178	M1261	W8X13	.005	0	8	.002	0	y	4	30.531	124.416	5.805 20.868 ...	H1-...
179	M1206	2L2 1/2x2 1/...	.062	0	12	.003	0	y	8	12.19	58.32	4.0172.611 1	H1-...
180	M1207	2L2 1/2x2 1/...	.064	0	16	.003	0	y	12	12.19	58.32	4.0172.611 1	H1-...
181	M1208	2L2 1/2x2 1/...	.062	0	4	.003	0	y	8	12.19	58.32	4.0172.611 1	H1-...
182	M1154	2L2 1/2x2 1/...	.057	0	12	.003	0	y	8	12.19	58.32	4.0172.611 1	H1-...
183	M1155	2L2 1/2x2 1/...	.062	0	16	.003	0	y	12	12.19	58.32	4.0172.611 1	H1-...
184	M1156	2L2 1/2x2 1/...	.057	0	4	.003	0	y	8	12.19	58.32	4.0172.611 1	H1-...
185	M1102	2L2 1/2x2 1/...	.070	0	12	.003	0	y	8	12.19	58.32	4.0172.611 1	H1-...
186	M1103	2L2 1/2x2 1/...	.075	0	16	.003	0	y	12	12.19	58.32	4.0172.611 1	H1-...
187	M1104	2L2 1/2x2 1/...	.070	0	4	.003	0	y	8	12.19	58.32	4.0172.611 1	H1-...
188	M1050	2L2 1/2x2 1/...	.071	0	12	.003	0	y	8	12.19	58.32	4.0172.611 1	H1-...
189	M1051	2L2 1/2x2 1/...	.076	0	16	.003	0	y	12	12.19	58.32	4.0172.611 1	H1-...
190	M1052	2L2 1/2x2 1/...	.071	0	4	.003	0	y	8	12.19	58.32	4.0172.611 1	H1-...
191	M998	2L2 1/2x2 1/...	.072	0	12	.003	0	y	8	12.19	58.32	4.0172.611 1	H1-...
192	M999	2L2 1/2x2 1/...	.076	0	16	.003	0	y	12	12.19	58.32	4.0172.611 1	H1-...
193	M1000	2L2 1/2x2 1/...	.072	0	4	.003	0	y	8	12.19	58.32	4.0172.611 1	H1-...
194	M946	2L2 1/2x2 1/...	.081	0	12	.003	0	y	8	12.19	58.32	4.0172.611 1	H1-...
195	M947	2L2 1/2x2 1/...	.086	0	16	.003	0	y	12	12.19	58.32	4.0172.611 1	H1-...
196	M948	2L2 1/2x2 1/...	.081	0	4	.003	0	y	8	12.19	58.32	4.0172.611 1	H1-...
197	M894	2L2 1/2x2 1/...	.089	0	4	.003	0	y	8	12.19	58.32	4.0172.611 1	H1-...
198	M895	2L2 1/2x2 1/...	.093	0	16	.003	0	y	4	12.19	58.32	4.0172.611 1	H1-...
199	M896	2L2 1/2x2 1/...	.089	0	12	.003	0	y	8	12.19	58.32	4.0172.611 1	H1-...
200	M845	C4x7.2	.004	2.0...	23	.003	0	y	12	35.442	69.012	1.456 7.09 1	H1-1b
201	M847	C4x7.2	.004	2.0...	20	.003	0	y	8	35.442	69.012	1.456 7.09 1	H1-1b
202	M849	C4x7.2	.004	2.0...	19	.003	0	y	4	35.442	69.012	1.456 7.09 1	H1-1b
203	M851	C4x7.2	.043	0	26	.002	0	y	16	23.079	69.012	1.456 6.795 1	H1-...
204	M852	C4x7.2	.043	0	26	.003	5.3...	y	16	23.079	69.012	1.456 6.795 1	H1-...
205	M860	C4x7.2	.004	2.0...	23	.003	4.1...	y	8	35.442	69.012	1.456 7.09 1	H1-1b
206	M862	C4x7.2	.004	2.0...	22	.002	4.1...	y	4	35.442	69.012	1.456 7.09 1	H1-1b
207	M863	C4x7.2	.004	2.0...	26	.003	4.1...	y	12	35.442	69.012	1.456 7.09 1	H1-1b
208	M865	C4x7.2	.029	0	26	.002	4.2...	y	4	34.823	69.012	1.456 7.076 1	H1-...
209	M1227	2L3x2 1/2x1/...	.050	0	8	.002	0	y	12	46.263	85.212	5.423 4.855 1	H1-...
210	M1228	2L3x2 1/2x1/...	.031	4.3...	8	.002	0	y	23	44.802	85.212	5.423 4.855 1	H1-1b
211	M1229	2L3x2 1/2x1/...	.031	4.3...	8	.002	0	y	21	44.802	85.212	5.423 4.855 1	H1-1b
212	M1175	2L3x2 1/2x1/...	.037	4.3...	16	.003	0	y	22	44.802	85.212	5.423 4.855 1	H1-1b
213	M1176	2L3x2 1/2x1/...	.037	4.3...	16	.003	0	y	22	44.802	85.212	5.423 4.855 1	H1-1b
214	M1177	2L3x2 1/2x1/...	.047	0	10	.002	0	y	12	46.263	85.212	5.423 4.855 1	H1-...
215	M1123	2L3x2 1/2x1/...	.057	0	10	.002	0	y	12	46.263	85.212	5.423 4.855 1	H1-...
216	M1124	2L3x2 1/2x1/...	.042	0	17	.003	0	y	22	44.802	85.212	5.423 4.855 1	H1-...



Company : GPD
 Designer : J. Stokes
 Job Number : 2019736.27
 Model Name : CHESHIRE SW

May 13, 2019
 7:58 PM
 Checked By: _____

Envelope AISC 14th(360-10): LRFD Steel Code Checks (Continued)

Member	Shape	Code Check	Lo...	LC	She...	Lo...	LC	phi*Pnc...	phi*Pnt [k]	phi*M...	phi*M.....	Eqn	
217	M1125	2L3x2 1/2x1/...	.042	0	17	.003	0 y	22	44.802	85.212	5.423	4.855 1	H1-...
218	M1071	2L3x2 1/2x1/...	.042	0	17	.003	0 y	22	44.802	85.212	5.423	4.855 1	H1-...
219	M1072	2L3x2 1/2x1/...	.042	0	17	.003	0 y	22	44.802	85.212	5.423	4.855 1	H1-...
220	M1073	2L3x2 1/2x1/...	.059	0	10	.002	0 y	12	46.263	85.212	5.423	4.855 1	H1-...
221	M1019	2L3x2 1/2x1/...	.059	0	10	.002	0 y	12	46.263	85.212	5.423	4.855 1	H1-...
222	M1020	2L3x2 1/2x1/...	.042	0	17	.002	0 y	22	44.802	85.212	5.423	4.855 1	H1-...
223	M1021	2L3x2 1/2x1/...	.042	0	17	.002	0 y	22	44.802	85.212	5.423	4.855 1	H1-...
224	M967	2L3x2 1/2x1/...	.066	0	10	.003	0 y	12	46.263	85.212	5.423	4.855 1	H1-...
225	M968	2L3x2 1/2x1/...	.049	0	17	.003	0 y	22	44.802	85.212	5.423	4.855 1	H1-...
226	M969	2L3x2 1/2x1/...	.049	0	17	.003	0 y	22	44.802	85.212	5.423	4.855 1	H1-...
227	M915	2L3x2 1/2x1/...	.072	0	10	.003	0 y	12	46.263	85.212	5.423	4.855 1	H1-...
228	M916	2L3x2 1/2x1/...	.054	0	17	.002	0 y	22	44.802	85.212	5.423	4.855 1	H1-...
229	M917	2L3x2 1/2x1/...	.054	0	17	.002	0 y	22	44.802	85.212	5.423	4.855 1	H1-...
230	M1254	W8X13	.054	8.3...	23	.003	16...y	8	58.893	124.416	5.805	11.712 1	H1-1b
231	M1255	W8X13	.054	8.3...	25	.003	0 y	19	58.893	124.416	5.805	11.712 1	H1-1b
232	M1256	W8X13	.054	8.3...	19	.003	16...y	25	58.893	124.416	5.805	11.712 1	H1-1b
233	M1257	W8X13	.054	8.3...	21	.003	16...y	19	58.893	124.416	5.805	11.712 1	H1-1b
234	M1202	2L2 1/2x2 1/...	.379	8.3...	2	.005	0 y	22	6.095	58.32	4.017	2.611 1	H1-1a
235	M1203	2L2 1/2x2 1/...	.370	8.3...	14	.005	16...y	22	6.095	58.32	4.017	2.611 1	H1-1a
236	M1204	2L2 1/2x2 1/...	.270	8.3...	10	.005	0 y	26	6.095	58.32	4.017	2.611 1	H1-1b
237	M1205	2L2 1/2x2 1/...	.266	8.3...	6	.005	16...y	26	6.095	58.32	4.017	2.611 1	H1-1b
238	M1150	2L2 1/2x2 1/...	.263	8.3...	6	.005	0 y	26	6.095	58.32	4.017	2.611 1	H1-1b
239	M1151	2L2 1/2x2 1/...	.269	8.3...	10	.005	16...y	26	6.095	58.32	4.017	2.611 1	H1-1b
240	M1152	2L2 1/2x2 1/...	.475	8.3...	16	.005	0 y	22	6.095	58.32	4.017	2.611 1	H1-1a
241	M1153	2L2 1/2x2 1/...	.482	8.3...	16	.005	16...y	22	6.095	58.32	4.017	2.611 1	H1-1a
242	M1098	2L2 1/2x2 1/...	.557	8.3...	16	.005	16...y	21	6.095	58.32	4.017	2.611 1	H1-1a
243	M1099	2L2 1/2x2 1/...	.368	8.3...	6	.005	16...y	23	6.095	58.32	4.017	2.611 1	H1-1a
244	M1100	2L2 1/2x2 1/...	.386	8.3...	10	.005	16...y	26	6.095	58.32	4.017	2.611 1	H1-1a
245	M1101	2L2 1/2x2 1/...	.548	8.3...	16	.005	0 y	23	6.095	58.32	4.017	2.611 1	H1-1a
246	M1046	2L2 1/2x2 1/...	.368	8.3...	6	.005	0 y	19	6.095	58.32	4.017	2.611 1	H1-1a
247	M1047	2L2 1/2x2 1/...	.392	8.3...	10	.005	16...y	26	6.095	58.32	4.017	2.611 1	H1-1a
248	M1048	2L2 1/2x2 1/...	.550	8.3...	16	.005	0 y	23	6.095	58.32	4.017	2.611 1	H1-1a
249	M1049	2L2 1/2x2 1/...	.570	8.3...	16	.005	16...y	21	6.095	58.32	4.017	2.611 1	H1-1a
250	M994	2L2 1/2x2 1/...	.569	8.3...	16	.005	16...y	22	6.095	58.32	4.017	2.611 1	H1-1a
251	M995	2L2 1/2x2 1/...	.368	8.3...	6	.005	0 y	19	6.095	58.32	4.017	2.611 1	H1-1a
252	M996	2L2 1/2x2 1/...	.393	8.3...	10	.005	16...y	26	6.095	58.32	4.017	2.611 1	H1-1a
253	M997	2L2 1/2x2 1/...	.552	8.3...	16	.005	0 y	23	6.095	58.32	4.017	2.611 1	H1-1a
254	M942	2L2 1/2x2 1/...	.393	8.3...	6	.005	0 y	19	6.095	58.32	4.017	2.611 1	H1-1a
255	M943	2L2 1/2x2 1/...	.420	8.3...	10	.005	16...y	25	6.095	58.32	4.017	2.611 1	H1-1a
256	M944	2L2 1/2x2 1/...	.611	8.3...	16	.005	0 y	23	6.095	58.32	4.017	2.611 1	H1-1a
257	M945	2L2 1/2x2 1/...	.629	8.3...	16	.005	16...y	21	6.095	58.32	4.017	2.611 1	H1-1a
258	M890	2L2 1/2x2 1/...	.652	8.3...	16	.005	0 y	26	6.095	58.32	4.017	2.611 1	H1-1a
259	M891	2L2 1/2x2 1/...	.442	8.3...	10	.005	16...y	20	6.095	58.32	4.017	2.611 1	H1-1a
260	M892	2L2 1/2x2 1/...	.411	8.3...	6	.005	0 y	24	6.095	58.32	4.017	2.611 1	H1-1a
261	M893	2L2 1/2x2 1/...	.670	8.3...	16	.005	16...y	26	6.095	58.32	4.017	2.611 1	H1-1a
262	M42	W10X30	.062	11....	22	.013	11...y	22	248.816	286.416	23.868	83.699 1	H1-1b
263	M43	W10X30	.062	11....	20	.013	11...y	20	248.816	286.416	23.868	83.699 1	H1-1b
264	M44	W10X30	.062	11....	26	.013	11...y	26	248.816	286.416	23.868	83.699 1	H1-1b
265	M45	W10X30	.062	11....	24	.013	11...y	24	248.816	286.416	23.868	83.699 1	H1-1b
266	M191	2L3x2 1/2x1/...	.214	11....	26	.009	11...y	23	26.281	85.212	5.423	3.034 1	H1-1b
267	M192	2L3x2 1/2x1/...	.273	11....	26	.009	11...y	21	26.281	85.212	5.423	3.034 1	H1-1b
268	M193	2L3x2 1/2x1/...	.217	11....	26	.009	11...y	19	26.281	85.212	5.423	3.034 1	H1-1b
269	M194	2L3x2 1/2x1/...	.273	11....	26	.009	11...y	23	26.281	85.212	5.423	3.034 1	H1-1b
270	M272	2L3x2 1/2x1/...	.217	11....	26	.009	11...y	23	26.281	85.212	5.423	3.034 1	H1-1b
271	M273	2L3x2 1/2x1/...	.277	11....	26	.009	11...y	21	26.281	85.212	5.423	3.034 1	H1-1b
272	M274	2L3x2 1/2x1/...	.219	11....	26	.009	11...y	19	26.281	85.212	5.423	3.034 1	H1-1b
273	M275	2L3x2 1/2x1/...	.277	11....	26	.009	11...y	23	26.281	85.212	5.423	3.034 1	H1-1b



Envelope AISC 14th(360-10): LRFD Steel Code Checks (Continued)

Member	Shape	Code Check	Lo...	LC	She...	Lo.....	LC	phi*Pnc...	phi*Pnt [k]	phi*M...	phi*M.....	Eqn	
274	M353	2L3x2 1/2x1/...	.212	11...	26	.009	11...	y	23	26.281	85.212	5.4233.034	1 H1-1b
275	M354	2L3x2 1/2x1/...	.272	11...	26	.009	11...	y	21	26.281	85.212	5.4233.034	1 H1-1b
276	M355	2L3x2 1/2x1/...	.214	11...	26	.009	11...	y	19	26.281	85.212	5.4233.034	1 H1-1b
277	M356	2L3x2 1/2x1/...	.272	11...	26	.009	11...	y	23	26.281	85.212	5.4233.034	1 H1-1b
278	M434	2L3x2 1/2x1/...	.212	11...	26	.009	11...	y	23	26.281	85.212	5.4233.034	1 H1-1b
279	M435	2L3x2 1/2x1/...	.272	11...	19	.009	11...	y	19	26.281	85.212	5.4233.034	1 H1-1b
280	M436	2L3x2 1/2x1/...	.215	11...	26	.009	11...	y	19	26.281	85.212	5.4233.034	1 H1-1b
281	M437	2L3x2 1/2x1/...	.272	11...	26	.009	11...	y	23	26.281	85.212	5.4233.034	1 H1-1b
282	M515	2L3x2 1/2x1/...	.206	11...	26	.009	11...	y	23	26.281	85.212	5.4233.034	1 H1-1b
283	M516	2L3x2 1/2x1/...	.267	11...	19	.009	11...	y	19	26.281	85.212	5.4233.034	1 H1-1b
284	M517	2L3x2 1/2x1/...	.210	11...	26	.008	11...	y	19	26.281	85.212	5.4233.034	1 H1-1b
285	M518	2L3x2 1/2x1/...	.266	11...	26	.009	11...	y	23	26.281	85.212	5.4233.034	1 H1-1b
286	M596	2L3x2 1/2x1/...	.207	11...	26	.009	11...	y	23	26.281	85.212	5.4233.034	1 H1-1b
287	M597	2L3x2 1/2x1/...	.267	11...	26	.009	11...	y	19	26.281	85.212	5.4233.034	1 H1-1b
288	M598	2L3x2 1/2x1/...	.210	11...	26	.008	11...	y	19	26.281	85.212	5.4233.034	1 H1-1b
289	M599	2L3x2 1/2x1/...	.267	11...	26	.009	11...	y	23	26.281	85.212	5.4233.034	1 H1-1b
290	M677	2L3x2 1/2x1/...	.201	11...	25	.009	11...	y	22	26.281	85.212	5.4233.034	1 H1-1b
291	M678	2L3x2 1/2x1/...	.263	11...	26	.010	11...	y	19	26.281	85.212	5.4233.034	1 H1-1b
292	M679	2L3x2 1/2x1/...	.204	11...	26	.009	11...	y	19	26.281	85.212	5.4233.034	1 H1-1b
293	M680	2L3x2 1/2x1/...	.263	11...	26	.010	11...	y	25	26.281	85.212	5.4233.034	1 H1-1b
294	M1209	2L2 1/2x2 1/...	.025	4.1...	22	.002	0	y	26	24.183	58.32	4.0172.611	1 H1-1b
295	M1210	2L2 1/2x2 1/...	.025	4.1...	25	.002	0	y	24	24.183	58.32	4.0172.611	1 H1-1b
296	M1211	2L2 1/2x2 1/...	.025	4.1...	19	.002	0	y	20	24.183	58.32	4.0172.611	1 H1-1b
297	M1212	2L2 1/2x2 1/...	.025	4.1...	22	.002	0	y	26	24.183	58.32	4.0172.611	1 H1-1b
298	M1213	2L2 1/2x2 1/...	.013	2.9...	26	.002	0	y	22	37.234	58.32	4.0172.611	1 H1-1b
299	M1214	2L2 1/2x2 1/...	.013	2.9...	26	.002	5.9...	y	20	37.234	58.32	4.0172.611	1 H1-1b
300	M1215	2L2 1/2x2 1/...	.013	2.9...	26	.002	0	y	23	37.234	58.32	4.0172.611	1 H1-1b
301	M1216	2L2 1/2x2 1/...	.013	2.9...	26	.002	5.9...	y	24	37.234	58.32	4.0172.611	1 H1-1b
302	M1217	2L2 1/2x2 1/...	.013	2.9...	26	.002	0	y	25	37.234	58.32	4.0172.611	1 H1-1b
303	M1218	2L2 1/2x2 1/...	.013	2.9...	26	.002	5.9...	y	25	37.234	58.32	4.0172.611	1 H1-1b
304	M1219	2L2 1/2x2 1/...	.013	2.9...	26	.002	0	y	19	37.234	58.32	4.0172.611	1 H1-1b
305	M1220	2L2 1/2x2 1/...	.013	2.9...	26	.002	5.9...	y	19	37.234	58.32	4.0172.611	1 H1-1b
306	M1157	2L2 1/2x2 1/...	.025	4.1...	22	.002	0	y	26	24.183	58.32	4.0172.611	1 H1-1b
307	M1158	2L2 1/2x2 1/...	.025	4.1...	26	.002	0	y	24	24.183	58.32	4.0172.611	1 H1-1b
308	M1159	2L2 1/2x2 1/...	.025	4.1...	19	.002	0	y	20	24.183	58.32	4.0172.611	1 H1-1b
309	M1160	2L2 1/2x2 1/...	.025	4.1...	22	.002	0	y	10	24.183	58.32	4.0172.611	1 H1-1b
310	M1161	2L2 1/2x2 1/...	.013	2.9...	26	.002	0	y	22	37.234	58.32	4.0172.611	1 H1-1b
311	M1162	2L2 1/2x2 1/...	.013	2.9...	26	.002	5.9...	y	20	37.234	58.32	4.0172.611	1 H1-1b
312	M1163	2L2 1/2x2 1/...	.013	2.9...	26	.002	0	y	22	37.234	58.32	4.0172.611	1 H1-1b
313	M1164	2L2 1/2x2 1/...	.013	2.9...	26	.002	5.9...	y	24	37.234	58.32	4.0172.611	1 H1-1b
314	M1165	2L2 1/2x2 1/...	.013	2.9...	26	.002	0	y	25	37.234	58.32	4.0172.611	1 H1-1b
315	M1166	2L2 1/2x2 1/...	.013	2.9...	26	.002	5.9...	y	25	37.234	58.32	4.0172.611	1 H1-1b
316	M1167	2L2 1/2x2 1/...	.013	2.9...	26	.002	0	y	19	37.234	58.32	4.0172.611	1 H1-1b
317	M1168	2L2 1/2x2 1/...	.013	2.9...	26	.002	5.9...	y	19	37.234	58.32	4.0172.611	1 H1-1b
318	M1105	2L2 1/2x2 1/...	.025	4.1...	22	.002	0	y	6	24.183	58.32	4.0172.611	1 H1-1b
319	M1106	2L2 1/2x2 1/...	.025	4.1...	22	.002	8.3...	y	10	24.183	58.32	4.0172.611	1 H1-1b
320	M1107	2L2 1/2x2 1/...	.025	4.1...	19	.002	0	y	20	24.183	58.32	4.0172.611	1 H1-1b
321	M1108	2L2 1/2x2 1/...	.025	4.1...	26	.002	0	y	24	24.183	58.32	4.0172.611	1 H1-1b
322	M1109	2L2 1/2x2 1/...	.013	2.9...	26	.002	0	y	25	37.234	58.32	4.0172.611	1 H1-1b
323	M1110	2L2 1/2x2 1/...	.013	2.9...	26	.002	5.9...	y	26	37.234	58.32	4.0172.611	1 H1-1b
324	M1111	2L2 1/2x2 1/...	.013	2.9...	26	.002	0	y	19	37.234	58.32	4.0172.611	1 H1-1b
325	M1112	2L2 1/2x2 1/...	.013	2.9...	26	.002	5.9...	y	19	37.234	58.32	4.0172.611	1 H1-1b
326	M1113	2L2 1/2x2 1/...	.013	2.9...	26	.002	0	y	20	37.234	58.32	4.0172.611	1 H1-1b
327	M1114	2L2 1/2x2 1/...	.013	2.9...	26	.002	5.9...	y	22	37.234	58.32	4.0172.611	1 H1-1b
328	M1115	2L2 1/2x2 1/...	.013	2.9...	26	.002	0	y	22	37.234	58.32	4.0172.611	1 H1-1b
329	M1116	2L2 1/2x2 1/...	.013	2.9...	26	.002	5.9...	y	24	37.234	58.32	4.0172.611	1 H1-1b
330	M1053	2L2 1/2x2 1/...	.025	4.1...	22	.002	0	y	6	24.183	58.32	4.0172.611	1 H1-1b



Envelope AISC 14th(360-10): LRFD Steel Code Checks (Continued)

Member	Shape	Code Check	Lo...	LC	She...	Lo.....	LC	phi*	Pnc...	phi*Pnt [k]	phi*M.....	phi*M.....	Eqn
331	M1054	2L2 1/2x2 1/...	.025	4.1...	26	.002	8.3...	y	10	24.183	58.32	4.0172.6111	H1-1b
332	M1055	2L2 1/2x2 1/...	.025	4.1...	19	.002	0	y	6	24.183	58.32	4.0172.6111	H1-1b
333	M1056	2L2 1/2x2 1/...	.025	4.1...	22	.002	0	y	10	24.183	58.32	4.0172.6111	H1-1b
334	M1057	2L2 1/2x2 1/...	.013	2.9...	26	.002	0	y	22	37.234	58.32	4.0172.6111	H1-1b
335	M1058	2L2 1/2x2 1/...	.013	2.9...	26	.002	5.9...	y	20	37.234	58.32	4.0172.6111	H1-1b
336	M1059	2L2 1/2x2 1/...	.013	2.9...	26	.002	0	y	22	37.234	58.32	4.0172.6111	H1-1b
337	M1060	2L2 1/2x2 1/...	.013	2.9...	26	.002	5.9...	y	24	37.234	58.32	4.0172.6111	H1-1b
338	M1061	2L2 1/2x2 1/...	.013	2.9...	26	.002	0	y	24	37.234	58.32	4.0172.6111	H1-1b
339	M1062	2L2 1/2x2 1/...	.013	2.9...	26	.002	5.9...	y	26	37.234	58.32	4.0172.6111	H1-1b
340	M1063	2L2 1/2x2 1/...	.013	2.9...	26	.002	0	y	19	37.234	58.32	4.0172.6111	H1-1b
341	M1064	2L2 1/2x2 1/...	.013	2.9...	26	.002	5.9...	y	19	37.234	58.32	4.0172.6111	H1-1b
342	M1001	2L2 1/2x2 1/...	.025	4.1...	22	.002	8.3...	y	6	24.183	58.32	4.0172.6111	H1-1b
343	M1002	2L2 1/2x2 1/...	.025	4.1...	26	.002	0	y	10	24.183	58.32	4.0172.6111	H1-1b
344	M1003	2L2 1/2x2 1/...	.025	4.1...	19	.002	0	y	6	24.183	58.32	4.0172.6111	H1-1b
345	M1004	2L2 1/2x2 1/...	.025	4.1...	22	.002	0	y	10	24.183	58.32	4.0172.6111	H1-1b
346	M1005	2L2 1/2x2 1/...	.013	2.9...	26	.002	0	y	22	37.234	58.32	4.0172.6111	H1-1b
347	M1006	2L2 1/2x2 1/...	.013	2.9...	26	.002	5.9...	y	20	37.234	58.32	4.0172.6111	H1-1b
348	M1007	2L2 1/2x2 1/...	.013	2.9...	26	.002	0	y	23	37.234	58.32	4.0172.6111	H1-1b
349	M1008	2L2 1/2x2 1/...	.013	2.9...	26	.002	5.9...	y	24	37.234	58.32	4.0172.6111	H1-1b
350	M1009	2L2 1/2x2 1/...	.013	2.9...	26	.002	0	y	24	37.234	58.32	4.0172.6111	H1-1b
351	M1010	2L2 1/2x2 1/...	.013	2.9...	26	.002	5.9...	y	26	37.234	58.32	4.0172.6111	H1-1b
352	M1011	2L2 1/2x2 1/...	.013	2.9...	26	.002	0	y	19	37.234	58.32	4.0172.6111	H1-1b
353	M1012	2L2 1/2x2 1/...	.013	2.9...	26	.002	5.9...	y	19	37.234	58.32	4.0172.6111	H1-1b
354	M949	2L2 1/2x2 1/...	.025	4.1...	16	.002	0	y	6	24.183	58.32	4.0172.6111	H1-1b
355	M950	2L2 1/2x2 1/...	.025	4.1...	26	.002	8.3...	y	10	24.183	58.32	4.0172.6111	H1-1b
356	M951	2L2 1/2x2 1/...	.025	4.1...	19	.002	0	y	6	24.183	58.32	4.0172.6111	H1-1b
357	M952	2L2 1/2x2 1/...	.025	4.1...	16	.002	0	y	10	24.183	58.32	4.0172.6111	H1-1b
358	M953	2L2 1/2x2 1/...	.013	2.9...	26	.002	0	y	22	37.234	58.32	4.0172.6111	H1-1b
359	M954	2L2 1/2x2 1/...	.013	2.9...	26	.002	5.9...	y	19	37.234	58.32	4.0172.6111	H1-1b
360	M955	2L2 1/2x2 1/...	.013	2.9...	26	.002	0	y	22	37.234	58.32	4.0172.6111	H1-1b
361	M956	2L2 1/2x2 1/...	.013	2.9...	26	.002	5.9...	y	25	37.234	58.32	4.0172.6111	H1-1b
362	M957	2L2 1/2x2 1/...	.013	2.9...	26	.002	0	y	24	37.234	58.32	4.0172.6111	H1-1b
363	M958	2L2 1/2x2 1/...	.013	2.9...	26	.002	5.9...	y	26	37.234	58.32	4.0172.6111	H1-1b
364	M959	2L2 1/2x2 1/...	.013	2.9...	26	.002	0	y	26	37.234	58.32	4.0172.6111	H1-1b
365	M960	2L2 1/2x2 1/...	.013	2.9...	26	.002	5.9...	y	19	37.234	58.32	4.0172.6111	H1-1b
366	M897	2L2 1/2x2 1/...	.025	4.1...	16	.002	0	y	26	24.183	58.32	4.0172.6111	H1-1b
367	M898	2L2 1/2x2 1/...	.025	4.1...	20	.002	0	y	24	24.183	58.32	4.0172.6111	H1-1b
368	M899	2L2 1/2x2 1/...	.025	4.1...	24	.002	0	y	20	24.183	58.32	4.0172.6111	H1-1b
369	M900	2L2 1/2x2 1/...	.025	4.1...	16	.002	0	y	19	24.183	58.32	4.0172.6111	H1-1b
370	M901	2L2 1/2x2 1/...	.013	2.9...	26	.001	0	y	4	37.234	58.32	4.0172.6111	H1-1b
371	M902	2L2 1/2x2 1/...	.013	2.9...	26	.001	5.9...	y	26	37.234	58.32	4.0172.6111	H1-1b
372	M903	2L2 1/2x2 1/...	.013	2.9...	26	.001	0	y	23	37.234	58.32	4.0172.6111	H1-1b
373	M904	2L2 1/2x2 1/...	.013	2.9...	26	.001	5.9...	y	2	37.234	58.32	4.0172.6111	H1-1b
374	M905	2L2 1/2x2 1/...	.013	2.9...	26	.001	0	y	12	37.234	58.32	4.0172.6111	H1-1b
375	M906	2L2 1/2x2 1/...	.013	2.9...	26	.001	5.9...	y	21	37.234	58.32	4.0172.6111	H1-1b
376	M907	2L2 1/2x2 1/...	.013	2.9...	26	.001	0	y	10	37.234	58.32	4.0172.6111	H1-1b
377	M908	2L2 1/2x2 1/...	.013	2.9...	26	.001	5.9...	y	12	37.234	58.32	4.0172.6111	H1-1b
378	M1266	2L2 1/2x2 1/...	.221	6.86	12	.001	0	y	26	11.751	77.112	5.3812.1331	H1-1a
379	M1267	2L2 1/2x2 1/...	.228	6.86	8	.001	0	y	20	11.751	77.112	5.3812.1331	H1-1a
380	M1268	2L2 1/2x2 1/...	.223	6.86	4	.001	0	y	22	11.751	77.112	5.3812.1331	H1-1a
381	M1269	2L2 1/2x2 1/...	.224	6.86	16	.001	0	y	24	11.751	77.112	5.3812.1331	H1-1a
382	M1	L6x6x1/2	.260	1.1...	23	.060	13...	y	4	67.265	186.3	5.35624.4231	H2-1
383	M2	L6x6x1/2	.250	1.1...	23	.058	13...	z	16	67.265	186.3	5.35624.4231	H2-1
384	M3	L6x6x1/2	.274	1	20	.060	13...	y	12	67.265	186.3	5.35624.4231	H2-1
385	M4	L6x6x1/2	.292	1	26	.065	13...	z	22	67.265	186.3	5.35624.4231	H2-1
386	M47	W6X20	.153	0	24	.014	0	y	20	166.887	190.188	18.14440.231	H1-...
387	M48	W6X20	.156	0	22	.014	0	y	26	166.887	190.188	18.14440.231	H1-...

Envelope AISC 14th(360-10): LRFD Steel Code Checks (Continued)

Member	Shape	Code Check	Lo...	LC	She...	Lo.....	LC	phi*Pnc...	phi*Pnt k	phi*M...	phi*M....	Eqn			
388	M49	W6X20	.140	12.5	20	.013	0	y	24	166.887	190.188	18.144	40.23	1	H1-...
389	M50	W6X20	.139	12.5	26	.013	0	y	22	166.887	190.188	18.144	40.23	1	H1-...
390	M119	W6X20	.373	0	24	.027	6.25	y	24	166.887	190.188	18.144	40.23	1	H1-1a
391	M120	W6X20	.386	0	22	.028	6.25	y	22	166.887	190.188	18.144	40.23	1	H1-1a
392	M121	W6X20	.331	0	20	.024	6.25	y	20	166.887	190.188	18.144	40.23	1	H1-1a
393	M122	W6X20	.317	0	26	.023	6.25	y	26	166.887	190.188	18.144	40.23	1	H1-1a
394	M200	W6X25	.420	0	24	.032	6.25	y	24	209.43	237.816	23.112	51.03	1	H1-1a
395	M201	W6X25	.433	0	22	.033	6.25	y	22	209.43	237.816	23.112	51.03	1	H1-1a
396	M202	W6X25	.366	0	4	.028	6.25	y	20	209.43	237.816	23.112	51.03	1	H1-1a
397	M203	W6X25	.363	0	16	.027	6.25	y	26	209.43	237.816	23.112	51.03	1	H1-1a
398	M281	W8X31	.417	0	12	.045	6.25	y	24	275.022	295.812	38.07	82.08	1	H1-1a
399	M282	W8X31	.427	0	8	.046	6.25	y	22	275.022	295.812	38.07	82.08	1	H1-1a
400	M283	W8X31	.422	0	4	.038	6.25	y	20	275.022	295.812	38.07	82.08	1	H1-1a
401	M284	W8X31	.420	0	16	.037	6.25	y	26	275.022	295.812	38.07	82.08	1	H1-1a
402	M362	W8X40	.464	0	12	.041	6.25	y	24	353.253	379.08	49.95	107.46	1	H1-1a
403	M363	W8X40	.474	0	8	.042	6.25	y	22	353.253	379.08	49.95	107.46	1	H1-1a
404	M364	W8X40	.462	0	4	.035	6.25	y	20	353.253	379.08	49.95	107.46	1	H1-1a
405	M365	W8X40	.461	0	16	.034	6.25	y	16	353.253	379.08	49.95	107.46	1	H1-1a
406	M443	W10X54	.442	25	12	.040	6.25	y	24	489.186	511.92	84.51	179.82	1	H1-1a
407	M444	W10X54	.450	25	8	.041	6.25	y	22	489.186	511.92	84.51	179.82	1	H1-1a
408	M445	W10X54	.440	25	4	.033	6.25	y	20	489.186	511.92	84.51	179.82	1	H1-1a
409	M446	W10X54	.440	25	16	.033	6.25	y	16	489.186	511.92	84.51	179.82	1	H1-1a
410	M524	W10X60	.518	0	12	.047	6.25	y	12	548.144	573.48	94.5	201.42	1	H1-1a
411	M525	W10X60	.527	0	8	.048	6.25	y	8	548.144	573.48	94.5	201.42	1	H1-1a
412	M526	W10X60	.515	0	4	.046	6.25	y	4	548.144	573.48	94.5	201.42	1	H1-1a
413	M527	W10X60	.515	0	16	.046	6.25	y	16	548.144	573.48	94.5	201.42	1	H1-1a
414	M605	W10X68	.583	25	12	.050	6.25	y	12	617.02	644.76	108.27	230.31	1	H1-1a
415	M606	W10X68	.591	25	8	.051	6.25	y	8	617.02	644.76	108.27	230.31	1	H1-1a
416	M607	W10X68	.582	0	4	.050	6.25	y	4	617.02	644.76	108.27	230.31	1	H1-1a
417	M608	W10X68	.582	0	16	.050	6.25	y	16	617.02	644.76	108.27	230.31	1	H1-1a
418	M686	W12X79	.667	6.2...	12	.050	6.2...	y	12	728.091	751.68	146.61	321.3	...	H1-1a
419	M687	W12X79	.673	6.2...	8	.050	6.2...	y	8	728.091	751.68	146.61	321.3	...	H1-1a
420	M688	W12X79	.652	6.2...	4	.050	6.2...	y	4	728.091	751.68	146.61	321.3	...	H1-1a
421	M689	W12X79	.652	6.2...	16	.050	6.2...	y	16	728.091	751.68	146.61	321.3	...	H1-1a
422	M882	2L2 1/2x2 1/...	.071	12....	16	.003	12....	y	19	11.603	58.32	4.017	1.632	1	H1-1b
423	M883	2L2 1/2x2 1/...	.069	12....	25	.002	0	y	20	11.603	58.32	4.017	1.632	1	H1-1b
424	M884	2L2 1/2x2 1/...	.072	12....	24	.002	12....	y	8	11.603	58.32	4.017	1.632	1	H1-1b
425	M885	2L2 1/2x2 1/...	.071	0	20	.002	0	y	8	11.603	58.32	4.017	1.632	1	H1-1b
426	M886	2L2 1/2x2 1/...	.070	12....	16	.003	12....	y	26	11.603	58.32	4.017	1.632	1	H1-1b
427	M887	2L2 1/2x2 1/...	.069	12....	19	.002	0	y	24	11.603	58.32	4.017	1.632	1	H1-1b
428	M888	2L2 1/2x2 1/...	.071	12....	20	.002	12....	y	4	11.603	58.32	4.017	1.632	1	H1-1b
429	M889	2L2 1/2x2 1/...	.071	0	24	.002	0	y	12	11.603	58.32	4.017	1.632	1	H1-1b
430	M791	L2.5x2.5x8	.536	0	22	.002	0	y	20	17.766	73.224	1.865	4.283	1	H2-1
431	M792	L2.5x2.5x8	.655	6.7...	22	.002	6.7...	y	6	18.068	73.224	1.865	4.289	1	H2-1
432	M793	L2.5x2.5x8	.499	0	4	.004	0	y	4	17.766	73.224	1.865	4.283	1	H2-1
433	M794	L2.5x2.5x8	.656	6.7...	4	.004	6.7...	y	4	18.068	73.224	1.865	4.289	1	H2-1
434	M795	L2.5x2.5x8	.655	0	16	.004	0	y	16	18.068	73.224	1.865	4.289	1	H2-1
435	M796	L2.5x2.5x8	.499	6.7...	16	.004	6.7...	y	16	17.766	73.224	1.865	4.283	1	H2-1
436	M797	L2.5x2.5x8	.541	0	24	.004	0	y	12	17.766	73.224	1.865	4.283	1	H2-1
437	M798	L2.5x2.5x8	.653	6.7...	24	.004	6.7...	y	12	18.068	73.224	1.865	4.289	1	H2-1
438	M56	2L2 1/2x2 1/...	.102	5.2...	21	.006	10....	y	25	16.664	58.32	4.017	2.611	1	H1-1b
439	M64	2L2 1/2x2 1/...	.102	5.2...	25	.006	0	y	22	16.664	58.32	4.017	2.611	1	H1-1b
440	M72	2L2 1/2x2 1/...	.102	5.2...	19	.005	10....	y	22	16.664	58.32	4.017	2.611	1	H1-1b
441	M80	2L2 1/2x2 1/...	.102	5.2...	23	.005	10....	y	20	16.664	58.32	4.017	2.611	1	H1-1b
442	M88	2L2 1/2x2 1/...	.102	5.2...	26	.006	10....	y	20	16.664	58.32	4.017	2.611	1	H1-1b
443	M96	2L2 1/2x2 1/...	.102	5.2...	21	.006	10....	y	25	16.664	58.32	4.017	2.611	1	H1-1b
444	M104	2L2 1/2x2 1/...	.102	5.2...	23	.005	10....	y	26	16.664	58.32	4.017	2.611	1	H1-1b

Envelope AISC 14th(360-10): LRFD Steel Code Checks (Continued)

Member	Shape	Code Check	Lo...	LC	She...	Lo.....	LC	phi*Pnc...	phi*Pnt [k]	phi*M...	phi*M.....	Eqn
445	M112	2L2 1/2x2 1/...	.102	5.2...	19	.005	10...y	23	16.664	58.32	4.0172.6111	H1-1b
446	M129	2L2 1/2x2 1/...	.101	5.2...	21	.005	10...y	19	16.664	58.32	4.0172.6111	H1-1b
447	M137	2L2 1/2x2 1/...	.101	5.2...	25	.005	10...y	21	16.664	58.32	4.0172.6111	H1-1b
448	M146	2L2 1/2x2 1/...	.101	5.2...	20	.005	10...y	25	16.664	58.32	4.0172.6111	H1-1b
449	M154	2L2 1/2x2 1/...	.101	5.2...	24	.005	10...y	25	16.664	58.32	4.0172.6111	H1-1b
450	M163	2L2 1/2x2 1/...	.101	5.2...	26	.005	0 y	21	16.664	58.32	4.0172.6111	H1-1b
451	M171	2L2 1/2x2 1/...	.101	5.2...	22	.005	10...y	24	16.664	58.32	4.0172.6111	H1-1b
452	M180	2L2 1/2x2 1/...	.101	5.2...	22	.005	10...y	20	16.664	58.32	4.0172.6111	H1-1b
453	M188	2L2 1/2x2 1/...	.101	5.2...	26	.005	10...y	23	16.664	58.32	4.0172.6111	H1-1b
454	M210	2L2 1/2x2 1/...	.097	5.2...	20	.005	0 y	22	16.697	58.32	4.0172.6111	H1-1b
455	M218	2L2 1/2x2 1/...	.097	5.2...	25	.005	10...y	24	16.697	58.32	4.0172.6111	H1-1b
456	M227	2L2 1/2x2 1/...	.097	5.2...	19	.005	0 y	20	16.697	58.32	4.0172.6111	H1-1b
457	M235	2L2 1/2x2 1/...	.097	5.2...	24	.005	0 y	22	16.697	58.32	4.0172.6111	H1-1b
458	M244	2L2 1/2x2 1/...	.096	5.2...	26	.005	10...y	26	16.697	58.32	4.0172.6111	H1-1b
459	M252	2L2 1/2x2 1/...	.097	5.2...	22	.005	10...y	20	16.697	58.32	4.0172.6111	H1-1b
460	M261	2L2 1/2x2 1/...	.097	5.2...	22	.005	0 y	24	16.697	58.32	4.0172.6111	H1-1b
461	M269	2L2 1/2x2 1/...	.096	5.2...	19	.005	10...y	26	16.697	58.32	4.0172.6111	H1-1b
462	M291	2L2 1/2x2 1/...	.095	5.2...	20	.005	0 y	22	16.998	58.32	4.0172.6111	H1-1b
463	M299	2L2 1/2x2 1/...	.095	5.2...	26	.005	0 y	24	16.998	58.32	4.0172.6111	H1-1b
464	M308	2L2 1/2x2 1/...	.095	5.2...	20	.005	0 y	20	16.998	58.32	4.0172.6111	H1-1b
465	M316	2L2 1/2x2 1/...	.095	5.2...	24	.005	10...y	22	16.998	58.32	4.0172.6111	H1-1b
466	M325	2L2 1/2x2 1/...	.095	5.2...	23	.005	10...y	26	16.998	58.32	4.0172.6111	H1-1b
467	M333	2L2 1/2x2 1/...	.095	5.2...	22	.005	0 y	19	16.998	58.32	4.0172.6111	H1-1b
468	M342	2L2 1/2x2 1/...	.096	5.2...	22	.005	0 y	24	16.998	58.32	4.0172.6111	H1-1b
469	M350	2L2 1/2x2 1/...	.095	5.2...	19	.005	10...y	26	16.998	58.32	4.0172.6111	H1-1b
470	M372	2L2 1/2x2 1/...	.098	5.1...	24	.005	10...y	22	17.032	58.32	4.0172.6111	H1-1b
471	M380	2L2 1/2x2 1/...	.098	5.1...	22	.005	0 y	24	17.032	58.32	4.0172.6111	H1-1b
472	M389	2L2 1/2x2 1/...	.096	5.1...	22	.005	10...y	20	17.032	58.32	4.0172.6111	H1-1b
473	M397	2L2 1/2x2 1/...	.095	5.1...	20	.005	10...y	22	17.032	58.32	4.0172.6111	H1-1b
474	M406	2L2 1/2x2 1/...	.094	5.2...	23	.005	10...y	26	17.032	58.32	4.0172.6111	H1-1b
475	M414	2L2 1/2x2 1/...	.095	5.2...	22	.005	0 y	19	17.032	58.32	4.0172.6111	H1-1b
476	M423	2L2 1/2x2 1/...	.095	5.2...	22	.005	10...y	24	17.032	58.32	4.0172.6111	H1-1b
477	M431	2L2 1/2x2 1/...	.096	5.1...	24	.005	10...y	26	17.032	58.32	4.0172.6111	H1-1b
478	M453	2L2 1/2x2 1/...	.103	5.1...	23	.005	10...y	22	17.342	58.32	4.0172.6111	H1-1b
479	M461	2L2 1/2x2 1/...	.103	5.1...	23	.005	0 y	24	17.342	58.32	4.0172.6111	H1-1b
480	M470	2L2 1/2x2 1/...	.103	5.1...	21	.005	10...y	20	17.342	58.32	4.0172.6111	H1-1b
481	M478	2L2 1/2x2 1/...	.099	5.1...	21	.005	0 y	22	17.342	58.32	4.0172.6111	H1-1b
482	M487	2L2 1/2x2 1/...	.099	5.1...	19	.005	0 y	19	17.342	58.32	4.0172.6111	H1-1b
483	M495	2L2 1/2x2 1/...	.098	5.1...	19	.005	0 y	19	17.342	58.32	4.0172.6111	H1-1b
484	M504	2L2 1/2x2 1/...	.098	5.1...	25	.005	0 y	24	17.342	58.32	4.0172.6111	H1-1b
485	M512	2L2 1/2x2 1/...	.103	5.1...	25	.005	0 y	26	17.342	58.32	4.0172.6111	H1-1b
486	M534	2L2 1/2x2 1/...	.110	5.1...	24	.005	10...y	22	17.377	58.32	4.0172.6111	H1-1b
487	M542	2L2 1/2x2 1/...	.111	5.1...	22	.005	0 y	24	17.377	58.32	4.0172.6111	H1-1b
488	M551	2L2 1/2x2 1/...	.109	5.1...	22	.005	0 y	20	17.377	58.32	4.0172.6111	H1-1b
489	M559	2L2 1/2x2 1/...	.105	5.1...	20	.005	10...y	22	17.377	58.32	4.0172.6111	H1-1b
490	M568	2L2 1/2x2 1/...	.104	5.1...	20	.005	0 y	26	17.377	58.32	4.0172.6111	H1-1b
491	M576	2L2 1/2x2 1/...	.103	5.1...	26	.005	10...y	20	17.377	58.32	4.0172.6111	H1-1b
492	M585	2L2 1/2x2 1/...	.104	5.1...	26	.005	10...y	24	17.377	58.32	4.0172.6111	H1-1b
493	M593	2L2 1/2x2 1/...	.109	5.1...	24	.005	10...y	26	17.377	58.32	4.0172.6111	H1-1b
494	M615	2L2 1/2x2 1/...	.113	5.1...	23	.005	0 y	22	17.412	58.32	4.0172.6111	H1-1b
495	M623	2L2 1/2x2 1/...	.113	5.1...	23	.005	0 y	24	17.412	58.32	4.0172.6111	H1-1b
496	M632	2L2 1/2x2 1/...	.109	5.1...	21	.005	0 y	20	17.412	58.32	4.0172.6111	H1-1b
497	M640	2L2 1/2x2 1/...	.103	5.1...	21	.005	10...y	23	17.412	58.32	4.0172.6111	H1-1b
498	M649	2L2 1/2x2 1/...	.105	5.1...	19	.005	0 y	26	17.412	58.32	4.0172.6111	H1-1b
499	M657	2L2 1/2x2 1/...	.104	5.1...	19	.005	10...y	20	17.412	58.32	4.0172.6111	H1-1b
500	M666	2L2 1/2x2 1/...	.102	5.1...	25	.005	0 y	23	17.412	58.32	4.0172.6111	H1-1b
501	M674	2L2 1/2x2 1/...	.109	5.1...	25	.005	0 y	26	17.412	58.32	4.0172.6111	H1-1b

Envelope AISC 14th(360-10): LRFD Steel Code Checks (Continued)

Member	Shape	Code Check	Lo...	LC	She...	Lo....	LC	phi*Pnc...	phi*Pnt [k]	phi*M...	phi*M....	Eqn			
502	M696	2L2 1/2x2 1/...	.072	5.1...	20	.004	0	y	22	24.823	77.112	5.381	3.414	1	H1-1b
503	M706	2L2 1/2x2 1/...	.072	5.1...	26	.004	10...	y	24	24.823	77.112	5.381	3.414	1	H1-1b
504	M717	2L2 1/2x2 1/...	.073	5.1...	26	.004	10...	y	20	24.239	77.112	5.381	3.414	1	H1-1b
505	M727	2L2 1/2x2 1/...	.074	5.1...	24	.004	10...	y	23	24.239	77.112	5.381	3.414	1	H1-1b
506	M738	2L2 1/2x2 1/...	.072	5.1...	24	.004	0	y	26	24.823	77.112	5.381	3.414	1	H1-1b
507	M748	2L2 1/2x2 1/...	.072	5.1...	22	.004	10...	y	20	24.823	77.112	5.381	3.414	1	H1-1b
508	M759	2L2 1/2x2 1/...	.074	5.1...	22	.004	0	y	23	24.239	77.112	5.381	3.414	1	H1-1b
509	M769	2L2 1/2x2 1/...	.073	5.1...	20	.004	0	y	26	24.239	77.112	5.381	3.414	1	H1-1b
510	M57	2L2 1/2x2 1/...	.173	5.1...	22	.006	0	y	26	16.664	58.32	4.017	2.611	1	H1-1b
511	M58	2L2 1/2x2 1/...	.058	3.6...	25	.003	7.5...	y	23	30.275	58.32	4.017	2.611	1	H1-1b
512	M65	2L2 1/2x2 1/...	.173	5.1...	24	.006	0	y	20	16.664	58.32	4.017	2.611	1	H1-1b
513	M66	2L2 1/2x2 1/...	.058	3.6...	21	.003	0	y	23	30.275	58.32	4.017	2.611	1	H1-1b
514	M73	2L2 1/2x2 1/...	.176	5.1...	20	.006	10...	y	24	16.664	58.32	4.017	2.611	1	H1-1b
515	M74	2L2 1/2x2 1/...	.059	3.6...	23	.003	0	y	21	30.275	58.32	4.017	2.611	1	H1-1b
516	M81	2L2 1/2x2 1/...	.175	5.1...	22	.006	0	y	26	16.664	58.32	4.017	2.611	1	H1-1b
517	M82	2L2 1/2x2 1/...	.059	3.6...	20	.003	0	y	21	30.275	58.32	4.017	2.611	1	H1-1b
518	M89	2L2 1/2x2 1/...	.172	5.1...	19	.006	10...	y	22	16.664	58.32	4.017	2.611	1	H1-1b
519	M90	2L2 1/2x2 1/...	.057	3.6...	21	.003	0	y	19	30.275	58.32	4.017	2.611	1	H1-1b
520	M97	2L2 1/2x2 1/...	.171	5.1...	19	.006	10...	y	24	16.664	58.32	4.017	2.611	1	H1-1b
521	M98	2L2 1/2x2 1/...	.057	3.6...	26	.003	0	y	19	30.275	58.32	4.017	2.611	1	H1-1b
522	M105	2L2 1/2x2 1/...	.175	5.1...	25	.006	10...	y	20	16.664	58.32	4.017	2.611	1	H1-1b
523	M106	2L2 1/2x2 1/...	.059	3.6...	26	.003	7.5...	y	25	30.275	58.32	4.017	2.611	1	H1-1b
524	M113	2L2 1/2x2 1/...	.177	5.1...	25	.006	10...	y	21	16.664	58.32	4.017	2.611	1	H1-1b
525	M114	2L2 1/2x2 1/...	.059	3.6...	23	.003	7.5...	y	25	30.275	58.32	4.017	2.611	1	H1-1b
526	M130	2L2 1/2x2 1/...	.120	5.1...	21	.006	10...	y	22	16.664	58.32	4.017	2.611	1	H1-1b
527	M131	2L2 1/2x2 1/...	.040	3.6...	25	.003	7.5...	y	22	30.275	58.32	4.017	2.611	1	H1-1b
528	M138	2L2 1/2x2 1/...	.121	5.1...	25	.005	0	y	24	16.664	58.32	4.017	2.611	1	H1-1b
529	M139	2L2 1/2x2 1/...	.040	3.6...	21	.003	0	y	24	30.275	58.32	4.017	2.611	1	H1-1b
530	M147	2L2 1/2x2 1/...	.120	5.1...	20	.005	10...	y	20	16.664	58.32	4.017	2.611	1	H1-1b
531	M148	2L2 1/2x2 1/...	.040	3.6...	24	.003	7.5...	y	20	30.275	58.32	4.017	2.611	1	H1-1b
532	M155	2L2 1/2x2 1/...	.119	5.1...	24	.006	0	y	21	16.664	58.32	4.017	2.611	1	H1-1b
533	M156	2L2 1/2x2 1/...	.039	3.6...	20	.003	0	y	21	30.275	58.32	4.017	2.611	1	H1-1b
534	M164	2L2 1/2x2 1/...	.118	5.1...	25	.006	10...	y	26	16.664	58.32	4.017	2.611	1	H1-1b
535	M165	2L2 1/2x2 1/...	.039	3.6...	21	.003	0	y	20	30.275	58.32	4.017	2.611	1	H1-1b
536	M172	2L2 1/2x2 1/...	.118	5.1...	21	.006	0	y	20	16.664	58.32	4.017	2.611	1	H1-1b
537	M173	2L2 1/2x2 1/...	.038	3.6...	25	.003	0	y	19	30.275	58.32	4.017	2.611	1	H1-1b
538	M181	2L2 1/2x2 1/...	.120	5.1...	22	.006	0	y	24	16.664	58.32	4.017	2.611	1	H1-1b
539	M182	2L2 1/2x2 1/...	.039	3.6...	26	.003	7.5...	y	25	30.275	58.32	4.017	2.611	1	H1-1b
540	M189	2L2 1/2x2 1/...	.118	5.1...	19	.006	0	y	26	16.664	58.32	4.017	2.611	1	H1-1b
541	M190	2L2 1/2x2 1/...	.039	3.6...	23	.003	0	y	25	30.275	58.32	4.017	2.611	1	H1-1b
542	M211	2L2 1/2x2 1/...	.109	5.1...	20	.006	10...	y	26	16.697	58.32	4.017	2.611	1	H1-1b
543	M212	2L2 1/2x2 1/...	.039	3.6...	24	.003	0	y	23	30.329	58.32	4.017	2.611	1	H1-1b
544	M219	2L2 1/2x2 1/...	.110	5.1...	25	.005	10...	y	24	16.697	58.32	4.017	2.611	1	H1-1b
545	M220	2L2 1/2x2 1/...	.040	3.6...	22	.003	7.5...	y	24	30.329	58.32	4.017	2.611	1	H1-1b
546	M228	2L2 1/2x2 1/...	.109	5.1...	19	.005	0	y	20	16.697	58.32	4.017	2.611	1	H1-1b
547	M229	2L2 1/2x2 1/...	.039	3.6...	23	.003	0	y	21	30.329	58.32	4.017	2.611	1	H1-1b
548	M236	2L2 1/2x2 1/...	.111	5.1...	24	.006	0	y	26	16.697	58.32	4.017	2.611	1	H1-1b
549	M237	2L2 1/2x2 1/...	.039	3.6...	20	.003	7.5...	y	20	30.329	58.32	4.017	2.611	1	H1-1b
550	M245	2L2 1/2x2 1/...	.109	5.1...	23	.006	10...	y	23	16.697	58.32	4.017	2.611	1	H1-1b
551	M246	2L2 1/2x2 1/...	.038	3.6...	19	.003	7.5...	y	20	30.329	58.32	4.017	2.611	1	H1-1b
552	M253	2L2 1/2x2 1/...	.110	5.1...	22	.005	10...	y	23	16.697	58.32	4.017	2.611	1	H1-1b
553	M254	2L2 1/2x2 1/...	.038	3.6...	26	.003	7.5...	y	26	30.329	58.32	4.017	2.611	1	H1-1b
554	M262	2L2 1/2x2 1/...	.111	5.1...	22	.005	10...	y	21	16.697	58.32	4.017	2.611	1	H1-1b
555	M263	2L2 1/2x2 1/...	.038	3.6...	26	.003	7.5...	y	26	30.329	58.32	4.017	2.611	1	H1-1b
556	M270	2L2 1/2x2 1/...	.108	5.1...	19	.006	10...	y	22	16.697	58.32	4.017	2.611	1	H1-1b
557	M271	2L2 1/2x2 1/...	.039	3.6...	23	.003	7.5...	y	24	30.329	58.32	4.017	2.611	1	H1-1b
558	M292	2L2 1/2x2 1/...	.104	5.1...	20	.005	10...	y	26	16.998	58.32	4.017	2.611	1	H1-1b

Envelope AISC 14th(360-10): LRFD Steel Code Checks (Continued)

Member	Shape	Code Check	Lo...	LC	She...	Lo....	LC	phi*Pnc...	phi*Pnt [k]	phi*M...	phi*M.....	Eqn	
559	M293	2L2 1/2x2 1/...	.042	3.6...	24	.003	7.5...y	23	30.813	58.32	4.0172.611	1	H1-1b
560	M300	2L2 1/2x2 1/...	.105	5.1...	26	.005	0 y	23	16.998	58.32	4.0172.611	1	H1-1b
561	M301	2L2 1/2x2 1/...	.043	3.6...	22	.003	0 y	23	30.813	58.32	4.0172.611	1	H1-1b
562	M309	2L2 1/2x2 1/...	.104	5.1...	26	.005	10...y	21	16.998	58.32	4.0172.611	1	H1-1b
563	M310	2L2 1/2x2 1/...	.042	3.6...	22	.003	7.5...y	21	30.813	58.32	4.0172.611	1	H1-1b
564	M317	2L2 1/2x2 1/...	.107	5.1...	24	.005	10...y	26	16.998	58.32	4.0172.611	1	H1-1b
565	M318	2L2 1/2x2 1/...	.041	3.6...	20	.003	7.5...y	25	30.813	58.32	4.0172.611	1	H1-1b
566	M326	2L2 1/2x2 1/...	.105	5.1...	24	.005	10...y	22	16.998	58.32	4.0172.611	1	H1-1b
567	M327	2L2 1/2x2 1/...	.040	3.6...	20	.003	7.5...y	20	30.813	58.32	4.0172.611	1	H1-1b
568	M334	2L2 1/2x2 1/...	.107	5.1...	22	.005	10...y	24	16.998	58.32	4.0172.611	1	H1-1b
569	M335	2L2 1/2x2 1/...	.040	3.6...	26	.003	7.5...y	26	30.813	58.32	4.0172.611	1	H1-1b
570	M343	2L2 1/2x2 1/...	.108	5.1...	22	.005	10...y	20	16.998	58.32	4.0172.611	1	H1-1b
571	M344	2L2 1/2x2 1/...	.041	3.6...	26	.003	0 y	26	30.813	58.32	4.0172.611	1	H1-1b
572	M351	2L2 1/2x2 1/...	.103	5.1...	20	.005	0 y	22	16.998	58.32	4.0172.611	1	H1-1b
573	M352	2L2 1/2x2 1/...	.041	3.6...	24	.003	0 y	24	30.813	58.32	4.0172.611	1	H1-1b
574	M373	2L2 1/2x2 1/...	.100	5.1...	20	.006	0 y	26	17.032	58.32	4.0172.611	1	H1-1b
575	M374	2L2 1/2x2 1/...	.045	3.6...	24	.003	7.5...y	24	30.866	58.32	4.0172.611	1	H1-1b
576	M381	2L2 1/2x2 1/...	.101	5.1...	26	.005	10...y	22	17.032	58.32	4.0172.611	1	H1-1b
577	M382	2L2 1/2x2 1/...	.046	3.6...	22	.003	7.5...y	22	30.866	58.32	4.0172.611	1	H1-1b
578	M390	2L2 1/2x2 1/...	.100	5.1...	26	.005	10...y	22	17.032	58.32	4.0172.611	1	H1-1b
579	M391	2L2 1/2x2 1/...	.045	3.6...	22	.003	7.5...y	22	30.866	58.32	4.0172.611	1	H1-1b
580	M398	2L2 1/2x2 1/...	.103	5.1...	24	.006	10...y	26	17.032	58.32	4.0172.611	1	H1-1b
581	M399	2L2 1/2x2 1/...	.043	3.6...	20	.003	7.5...y	24	30.866	58.32	4.0172.611	1	H1-1b
582	M407	2L2 1/2x2 1/...	.103	5.1...	23	.005	10...y	22	17.032	58.32	4.0172.611	1	H1-1b
583	M408	2L2 1/2x2 1/...	.043	3.6...	19	.003	7.5...y	20	30.866	58.32	4.0172.611	1	H1-1b
584	M415	2L2 1/2x2 1/...	.104	5.1...	22	.005	10...y	24	17.032	58.32	4.0172.611	1	H1-1b
585	M416	2L2 1/2x2 1/...	.042	3.6...	26	.003	0 y	26	30.866	58.32	4.0172.611	1	H1-1b
586	M424	2L2 1/2x2 1/...	.104	5.1...	22	.005	0 y	20	17.032	58.32	4.0172.611	1	H1-1b
587	M425	2L2 1/2x2 1/...	.043	3.6...	26	.003	7.5...y	26	30.866	58.32	4.0172.611	1	H1-1b
588	M432	2L2 1/2x2 1/...	.098	5.1...	20	.006	10...y	23	17.032	58.32	4.0172.611	1	H1-1b
589	M433	2L2 1/2x2 1/...	.044	3.6...	24	.003	0 y	24	30.866	58.32	4.0172.611	1	H1-1b
590	M454	2L2 1/2x2 1/...	.092	5.2...	24	.005	10...y	26	17.342	58.32	4.0172.611	1	H1-1b
591	M455	2L2 1/2x2 1/...	.046	3.6...	24	.003	7.5...y	19	31.352	58.32	4.0172.611	1	H1-1b
592	M462	2L2 1/2x2 1/...	.092	5.2...	23	.005	0 y	21	17.342	58.32	4.0172.611	1	H1-1b
593	M463	2L2 1/2x2 1/...	.046	3.6...	22	.003	7.5...y	22	31.352	58.32	4.0172.611	1	H1-1b
594	M471	2L2 1/2x2 1/...	.092	5.1...	25	.005	10...y	23	17.342	58.32	4.0172.611	1	H1-1b
595	M472	2L2 1/2x2 1/...	.046	3.6...	21	.003	7.5...y	22	31.352	58.32	4.0172.611	1	H1-1b
596	M479	2L2 1/2x2 1/...	.095	5.1...	25	.005	10...y	26	17.342	58.32	4.0172.611	1	H1-1b
597	M480	2L2 1/2x2 1/...	.044	3.6...	21	.003	7.5...y	24	31.352	58.32	4.0172.611	1	H1-1b
598	M488	2L2 1/2x2 1/...	.096	5.1...	23	.005	0 y	22	17.342	58.32	4.0172.611	1	H1-1b
599	M489	2L2 1/2x2 1/...	.043	3.6...	19	.003	7.5...y	24	31.352	58.32	4.0172.611	1	H1-1b
600	M496	2L2 1/2x2 1/...	.097	5.1...	23	.005	10...y	24	17.342	58.32	4.0172.611	1	H1-1b
601	M497	2L2 1/2x2 1/...	.043	3.6...	19	.003	7.5...y	26	31.352	58.32	4.0172.611	1	H1-1b
602	M505	2L2 1/2x2 1/...	.097	5.1...	21	.005	0 y	20	17.342	58.32	4.0172.611	1	H1-1b
603	M506	2L2 1/2x2 1/...	.043	3.6...	25	.003	7.5...y	26	31.352	58.32	4.0172.611	1	H1-1b
604	M513	2L2 1/2x2 1/...	.092	5.2...	25	.005	10...y	22	17.342	58.32	4.0172.611	1	H1-1b
605	M514	2L2 1/2x2 1/...	.045	3.6...	25	.003	0 y	24	31.352	58.32	4.0172.611	1	H1-1b
606	M535	2L2 1/2x2 1/...	.094	5.2...	23	.005	0 y	26	17.377	58.32	4.0172.611	1	H1-1b
607	M536	2L2 1/2x2 1/...	.048	3.6...	23	.003	0 y	24	31.406	58.32	4.0172.611	1	H1-1b
608	M543	2L2 1/2x2 1/...	.094	5.2...	23	.005	0 y	21	17.377	58.32	4.0172.611	1	H1-1b
609	M544	2L2 1/2x2 1/...	.049	3.6...	23	.003	0 y	22	31.406	58.32	4.0172.611	1	H1-1b
610	M552	2L2 1/2x2 1/...	.093	5.2...	21	.005	10...y	23	17.377	58.32	4.0172.611	1	H1-1b
611	M553	2L2 1/2x2 1/...	.048	3.6...	21	.003	0 y	22	31.406	58.32	4.0172.611	1	H1-1b
612	M560	2L2 1/2x2 1/...	.094	5.1...	25	.005	10...y	26	17.377	58.32	4.0172.611	1	H1-1b
613	M561	2L2 1/2x2 1/...	.046	3.6...	21	.003	7.5...y	24	31.406	58.32	4.0172.611	1	H1-1b
614	M569	2L2 1/2x2 1/...	.096	5.1...	23	.005	10...y	22	17.377	58.32	4.0172.611	1	H1-1b
615	M570	2L2 1/2x2 1/...	.046	3.6...	19	.003	7.5...y	24	31.406	58.32	4.0172.611	1	H1-1b



Company : GPD
 Designer : J. Stokes
 Job Number : 2019736.27
 Model Name : CHESHIRE SW

May 13, 2019
 7:58 PM
 Checked By: _____

Envelope AISC 14th(360-10): LRFD Steel Code Checks (Continued)

Member	Shape	Code Check	Lo...	LC	She...	Lo.....	LC	phi*Pnc...	phi*Pnt [k]	phi*M...	phi*M.....	Eqn		
616	M577	2L2 1/2x2 1/...	.097	5.1...	23	.005	10...y	24	17.377	58.32	4.017	2.611	1	H1-1b
617	M578	2L2 1/2x2 1/...	.045	3.6...	19	.003	0 y	26	31.406	58.32	4.017	2.611	1	H1-1b
618	M586	2L2 1/2x2 1/...	.096	5.1...	21	.005	0 y	20	17.377	58.32	4.017	2.611	1	H1-1b
619	M587	2L2 1/2x2 1/...	.045	3.6...	25	.003	0 y	26	31.406	58.32	4.017	2.611	1	H1-1b
620	M594	2L2 1/2x2 1/...	.094	5.2...	25	.005	10...y	22	17.377	58.32	4.017	2.611	1	H1-1b
621	M595	2L2 1/2x2 1/...	.048	3.6...	25	.003	0 y	24	31.406	58.32	4.017	2.611	1	H1-1b
622	M616	2L2 1/2x2 1/...	.093	5.2...	23	.005	0 y	26	17.412	58.32	4.017	2.611	1	H1-1b
623	M617	2L2 1/2x2 1/...	.050	3.6...	23	.002	0 y	20	31.46	58.32	4.017	2.611	1	H1-1b
624	M624	2L2 1/2x2 1/...	.093	5.2...	23	.005	10...y	21	17.412	58.32	4.017	2.611	1	H1-1b
625	M625	2L2 1/2x2 1/...	.051	3.6...	23	.003	0 y	22	31.46	58.32	4.017	2.611	1	H1-1b
626	M633	2L2 1/2x2 1/...	.091	5.2...	22	.005	10...y	23	17.412	58.32	4.017	2.611	1	H1-1b
627	M634	2L2 1/2x2 1/...	.049	3.6...	22	.003	7.5...y	22	31.46	58.32	4.017	2.611	1	H1-1b
628	M641	2L2 1/2x2 1/...	.090	5.2...	20	.005	10...y	26	17.412	58.32	4.017	2.611	1	H1-1b
629	M642	2L2 1/2x2 1/...	.047	3.6...	20	.002	7.5...y	24	31.46	58.32	4.017	2.611	1	H1-1b
630	M650	2L2 1/2x2 1/...	.091	5.1...	23	.005	0 y	22	17.412	58.32	4.017	2.611	1	H1-1b
631	M651	2L2 1/2x2 1/...	.047	3.6...	19	.002	7.5...y	24	31.46	58.32	4.017	2.611	1	H1-1b
632	M658	2L2 1/2x2 1/...	.092	5.1...	23	.005	0 y	24	17.412	58.32	4.017	2.611	1	H1-1b
633	M659	2L2 1/2x2 1/...	.046	3.6...	19	.003	7.5...y	26	31.46	58.32	4.017	2.611	1	H1-1b
634	M667	2L2 1/2x2 1/...	.091	5.1...	22	.005	10...y	20	17.412	58.32	4.017	2.611	1	H1-1b
635	M668	2L2 1/2x2 1/...	.046	3.6...	26	.003	7.5...y	26	31.46	58.32	4.017	2.611	1	H1-1b
636	M675	2L2 1/2x2 1/...	.092	5.2...	24	.005	10...y	23	17.412	58.32	4.017	2.611	1	H1-1b
637	M676	2L2 1/2x2 1/...	.049	3.6...	24	.002	7.5...y	20	31.46	58.32	4.017	2.611	1	H1-1b
638	M698	2L2 1/2x2 1/...	.116	6.2...	20	.005	12...y	26	15.631	77.112	5.381	3.414	1	H1-1b
639	M708	2L2 1/2x2 1/...	.116	6.2...	26	.005	12...y	20	15.631	77.112	5.381	3.414	1	H1-1b
640	M719	2L2 1/2x2 1/...	.120	6.3...	19	.005	12...y	24	15.313	77.112	5.381	3.414	1	H1-1b
641	M729	2L2 1/2x2 1/...	.120	6.3...	24	.005	12...y	26	15.313	77.112	5.381	3.414	1	H1-1b
642	M740	2L2 1/2x2 1/...	.116	6.2...	24	.005	12...y	22	15.631	77.112	5.381	3.414	1	H1-1b
643	M750	2L2 1/2x2 1/...	.116	6.2...	22	.005	12...y	24	15.631	77.112	5.381	3.414	1	H1-1b
644	M761	2L2 1/2x2 1/...	.120	6.3...	22	.005	12...y	20	14.702	77.112	5.381	3.414	1	H1-1b
645	M771	2L2 1/2x2 1/...	.119	6.3...	19	.005	12...y	22	15.313	77.112	5.381	3.414	1	H1-1b
646	M699	2L2 1/2x2 1/...	.093	5.3...	19	.004	0 y	25	22.143	77.112	5.381	3.414	1	H1-1b
647	M700	2L2 1/2x2 1/...	.049	4.0...	23	.003	0 y	21	37.406	77.112	5.381	3.414	1	H1-1b
648	M709	2L2 1/2x2 1/...	.092	5.3...	19	.004	10...y	25	22.143	77.112	5.381	3.414	1	H1-1b
649	M710	2L2 1/2x2 1/...	.049	4.0...	23	.003	0 y	21	37.406	77.112	5.381	3.414	1	H1-1b
650	M720	2L2 1/2x2 1/...	.088	5.2...	25	.004	0 y	23	22.638	77.112	5.381	3.414	1	H1-1b
651	M721	2L2 1/2x2 1/...	.051	4.06	21	.003	0 y	23	36.731	77.112	5.381	3.414	1	H1-1b
652	M730	2L2 1/2x2 1/...	.091	5.2...	25	.004	0 y	19	22.638	77.112	5.381	3.414	1	H1-1b
653	M731	2L2 1/2x2 1/...	.050	4.06	21	.003	8.2...y	23	36.731	77.112	5.381	3.414	1	H1-1b
654	M741	2L2 1/2x2 1/...	.097	5.3...	23	.004	0 y	21	22.143	77.112	5.381	3.414	1	H1-1b
655	M742	2L2 1/2x2 1/...	.046	4.0...	19	.003	8.1...y	25	37.406	77.112	5.381	3.414	1	H1-1b
656	M751	2L2 1/2x2 1/...	.097	5.3...	23	.004	0 y	25	22.143	77.112	5.381	3.414	1	H1-1b
657	M752	2L2 1/2x2 1/...	.046	4.0...	19	.003	0 y	21	37.406	77.112	5.381	3.414	1	H1-1b
658	M762	2L2 1/2x2 1/...	.092	5.2...	21	.004	0 y	19	22.638	77.112	5.381	3.414	1	H1-1b
659	M763	2L2 1/2x2 1/...	.049	4.06	25	.003	0 y	23	36.731	77.112	5.381	3.414	1	H1-1b
660	M772	2L2 1/2x2 1/...	.089	5.2...	21	.004	0 y	23	22.638	77.112	5.381	3.414	1	H1-1b
661	M773	2L2 1/2x2 1/...	.051	4.06	25	.003	0 y	19	36.731	77.112	5.381	3.414	1	H1-1b
662	M17	L2 1/2x2 1/2...	.311	4.7...	21	.006	0 z	23	4.438	29.236	.911	1.308	1	H2-1
663	M20	L2 1/2x2 1/2...	.311	4.7...	25	.006	0 z	23	4.438	29.236	.911	1.308	1	H2-1
664	M24	L2 1/2x2 1/2...	.316	4.7...	19	.006	9.1...z	21	4.438	29.236	.911	1.308	1	H2-1
665	M27	L2 1/2x2 1/2...	.282	4.7...	23	.006	0 z	21	4.438	29.236	.911	1.308	1	H2-1
666	M31	L2 1/2x2 1/2...	.311	4.7...	25	.006	0 z	19	4.438	29.236	.911	1.308	1	H2-1
667	M34	L2 1/2x2 1/2...	.311	4.7...	21	.006	0 z	19	4.438	29.236	.911	1.308	1	H2-1
668	M38	L2 1/2x2 1/2...	.283	4.7...	23	.006	0 z	25	4.438	29.236	.911	1.308	1	H2-1
669	M41	L2 1/2x2 1/2...	.317	4.7...	19	.006	9.1...z	25	4.438	29.236	.911	1.308	1	H2-1
670	M54	L3x3x3/16	.022	0	24	.004	7.5...y	24	12.187	35.316	.509	2.096	1	H2-1
671	M62	L3x3x3/16	.022	0	20	.004	0 y	22	12.187	35.316	.509	2.096	1	H2-1
672	M70	L3x3x3/16	.023	0	25	.004	7.5...y	26	12.187	35.316	.509	2.096	1	H2-1



Envelope AISC 14th(360-10): LRFD Steel Code Checks (Continued)

Member	Shape	Code Check	Lo...	LC	She...	Lo....	LC	phi*	Pnc...	phi*Pnt [k]	phi*M...	phi*M....	Eqn
673	M78	L3x3x3/16	.021	0	21	.004	7.5...y	24	12.187	35.316	.509	2.096	1 H2-1
674	M86	L3x3x3/16	.021	0	25	.004	7.5...y	20	12.187	35.316	.509	2.096	1 H2-1
675	M94	L3x3x3/16	.021	0	21	.004	0 y	26	12.187	35.316	.509	2.096	1 H2-1
676	M102	L3x3x3/16	.020	0	25	.004	0 y	22	12.187	35.316	.509	2.096	1 H2-1
677	M110	L3x3x3/16	.023	0	21	.004	7.5...y	20	12.187	35.316	.509	2.096	1 H2-1
678	M127	L3x3x3/16	.067	0	24	.004	0 y	26	12.187	35.316	.509	2.096	1 H2-1
679	M135	L3x3x3/16	.069	0	22	.004	7.5...y	20	12.187	35.316	.509	2.096	1 H2-1
680	M144	L3x3x3/16	.068	0	23	.004	0 y	24	12.187	35.316	.509	2.096	1 H2-1
681	M152	L3x3x3/16	.060	0	20	.004	7.5...y	26	12.187	35.316	.509	2.096	1 H2-1
682	M161	L3x3x3/16	.055	0	20	.004	7.5...y	22	12.187	35.316	.509	2.096	1 H2-1
683	M169	L3x3x3/16	.053	0	26	.004	7.5...y	24	12.187	35.316	.509	2.096	1 H2-1
684	M178	L3x3x3/16	.057	0	26	.004	7.5...y	20	12.187	35.316	.509	2.096	1 H2-1
685	M186	L3x3x3/16	.065	0	23	.004	0 y	22	12.187	35.316	.509	2.096	1 H2-1
686	M208	L3x3x3/16	.103	0	24	.005	7.5...y	26	12.221	35.316	.509	2.098	1 H2-1
687	M216	L3x3x3/16	.104	0	22	.004	0 y	20	12.221	35.316	.509	2.098	1 H2-1
688	M225	L3x3x3/16	.105	0	22	.004	0 y	23	12.221	35.316	.509	2.098	1 H2-1
689	M233	L3x3x3/16	.089	0	20	.004	7.5...y	19	12.221	35.316	.509	2.098	1 H2-1
690	M242	L3x3x3/16	.083	0	20	.004	0 y	22	12.221	35.316	.509	2.098	1 H2-1
691	M250	L3x3x3/16	.082	0	26	.004	0 y	24	12.221	35.316	.509	2.098	1 H2-1
692	M259	L3x3x3/16	.084	0	26	.004	7.5...y	19	12.221	35.316	.509	2.098	1 H2-1
693	M267	L3x3x3/16	.099	0	24	.005	7.5...y	23	12.221	35.316	.509	2.098	1 H2-1
694	M289	L3x3x3/16	.148	0	24	.004	7.5...y	25	12.682	35.316	.509	2.113	1 H2-1
695	M297	L3x3x3/16	.152	0	22	.004	0 y	21	12.682	35.316	.509	2.113	1 H2-1
696	M306	L3x3x3/16	.152	0	22	.004	0 y	23	12.682	35.316	.509	2.113	1 H2-1
697	M314	L3x3x3/16	.138	0	4	.004	0 y	19	12.682	35.316	.509	2.113	1 H2-1
698	M323	L3x3x3/16	.127	0	4	.004	0 y	21	12.682	35.316	.509	2.113	1 H2-1
699	M331	L3x3x3/16	.125	0	16	.004	7.5...y	25	12.682	35.316	.509	2.113	1 H2-1
700	M340	L3x3x3/16	.138	0	16	.004	7.5...y	19	12.682	35.316	.509	2.113	1 H2-1
701	M348	L3x3x3/16	.147	0	24	.004	7.5...y	23	12.682	35.316	.509	2.113	1 H2-1
702	M370	L3x3x3/16	.180	0	23	.004	7.5...y	26	12.716	35.316	.509	2.114	1 H2-1
703	M378	L3x3x3/16	.185	0	23	.004	0 y	20	12.716	35.316	.509	2.114	1 H2-1
704	M387	L3x3x3/16	.182	0	22	.004	0 y	23	12.716	35.316	.509	2.114	1 H2-1
705	M395	L3x3x3/16	.167	0	4	.004	0 y	19	12.716	35.316	.509	2.114	1 H2-1
706	M404	L3x3x3/16	.172	0	2	.004	0 y	22	12.716	35.316	.509	2.114	1 H2-1
707	M412	L3x3x3/16	.169	0	2	.004	0 y	24	12.716	35.316	.509	2.114	1 H2-1
708	M421	L3x3x3/16	.166	0	16	.004	7.5...y	19	12.716	35.316	.509	2.114	1 H2-1
709	M429	L3x3x3/16	.177	0	24	.004	0 y	23	12.716	35.316	.509	2.114	1 H2-1
710	M451	L3x3x3/16	.219	0	10	.004	0 y	26	13.199	35.316	.509	2.131	1 H2-1
711	M459	L3x3x3/16	.224	0	10	.004	7.5...y	20	13.199	35.316	.509	2.131	1 H2-1
712	M468	L3x3x3/16	.215	0	6	.004	0 y	24	13.199	35.316	.509	2.131	1 H2-1
713	M476	L3x3x3/16	.201	0	6	.004	7.5...y	19	13.199	35.316	.509	2.131	1 H2-1
714	M485	L3x3x3/16	.216	0	2	.004	0 y	22	13.199	35.316	.509	2.131	1 H2-1
715	M493	L3x3x3/16	.214	0	2	.004	0 y	20	13.199	35.316	.509	2.131	1 H2-1
716	M502	L3x3x3/16	.198	0	14	.004	0 y	23	13.199	35.316	.509	2.131	1 H2-1
717	M510	L3x3x3/16	.210	0	14	.004	0 y	22	13.199	35.316	.509	2.131	1 H2-1
718	M532	L3x3x3/16	.291	0	12	.004	0 y	25	13.233	35.316	.509	2.132	1 H2-1
719	M540	L3x3x3/16	.299	0	8	.004	0 y	21	13.233	35.316	.509	2.132	1 H2-1
720	M549	L3x3x3/16	.302	0	8	.004	0 y	23	13.233	35.316	.509	2.132	1 H2-1
721	M557	L3x3x3/16	.283	0	4	.004	0 y	19	13.233	35.316	.509	2.132	1 H2-1
722	M566	L3x3x3/16	.294	0	4	.004	0 y	21	13.233	35.316	.509	2.132	1 H2-1
723	M574	L3x3x3/16	.294	0	16	.004	0 y	21	13.233	35.316	.509	2.132	1 H2-1
724	M583	L3x3x3/16	.282	0	16	.004	7.5...y	23	13.233	35.316	.509	2.132	1 H2-1
725	M591	L3x3x3/16	.294	0	12	.004	0 y	23	13.233	35.316	.509	2.132	1 H2-1
726	M613	L3x3x3/16	.390	0	10	.004	7.5...y	25	13.303	35.316	.509	2.134	1 H2-1
727	M621	L3x3x3/16	.392	0	10	.004	7.5...y	25	13.303	35.316	.509	2.134	1 H2-1
728	M630	L3x3x3/16	.355	0	8	.004	7.5...y	19	13.303	35.316	.509	2.134	1 H2-1
729	M638	L3x3x3/16	.333	0	4	.004	0 y	19	13.303	35.316	.509	2.134	1 H2-1



Company : GPD
 Designer : J. Stokes
 Job Number : 2019736.27
 Model Name : CHESHIRE SW

May 13, 2019
 7:58 PM
 Checked By: _____

Envelope AISC 14th(360-10): LRFD Steel Code Checks (Continued)

Member	Shape	Code Check	Lo...	LC	She...	Lo....	LC	phi*Pnc...	phi*Pnt [k]	phi*M..	phi*M....	Eqn	
730	M647	L3x3x3/16	.383	0	2	.004	7.5...y	21	13.303	35.316	.509	2.134	H2-1
731	M655	L3x3x3/16	.383	0	2	.004	0 y	20	13.303	35.316	.509	2.134	H2-1
732	M664	L3x3x3/16	.332	0	16	.004	0 y	23	13.303	35.316	.509	2.134	H2-1
733	M672	L3x3x3/16	.351	0	12	.004	7.5...y	23	13.303	35.316	.509	2.134	H2-1
734	M694	L3x3x3/16	.117	0	12	.004	8.1...y	24	13.063	35.316	.509	2.126	H2-1
735	M704	L3x3x3/16	.118	0	8	.004	8.1...y	24	13.063	35.316	.509	2.126	H2-1
736	M715	L3x3x3/16	.064	0	9	.005	8.2...y	20	12.74	35.316	.509	2.115	H2-1
737	M725	L3x3x3/16	.066	0	5	.004	8.2...y	23	12.74	35.316	.509	2.115	H2-1
738	M736	L3x3x3/16	.119	0	4	.004	0 y	24	13.063	35.316	.509	2.126	H2-1
739	M746	L3x3x3/16	.118	0	16	.004	8.1...y	21	13.063	35.316	.509	2.126	H2-1
740	M757	L3x3x3/16	.066	0	17	.005	0 y	23	12.74	35.316	.509	2.115	H2-1
741	M767	L3x3x3/16	.064	0	13	.004	8.2...y	20	12.74	35.316	.509	2.115	H2-1
742	M807	LL3x3x3x3	.033	6.6...	12	.002	0 y	23	15.364	70.632	5.543	3.751	H1-1b
743	M808	LL3x3x3x3	.031	7.1...	4	.002	0 y	21	15.614	70.632	5.543	3.751	H1-1b
744	M809	LL3x3x3x3	.031	6.6...	16	.002	0 y	10	15.614	70.632	5.543	3.751	H1-1b
745	M810	LL3x3x3x3	.033	7.2...	8	.002	13...y	14	15.364	70.632	5.543	3.751	H1-1b
746	M811	LL3x3x3x3	.031	6.6...	4	.002	0 y	14	15.364	70.632	5.543	3.751	H1-1b
747	M812	LL3x3x3x3	.029	7.1...	12	.002	13...y	2	15.614	70.632	5.543	3.751	H1-1b
748	M813	LL3x3x3x3	.029	6.6...	6	.002	13...y	2	15.614	70.632	5.543	3.751	H1-1b
749	M814	LL3x3x3x3	.031	7.2...	16	.002	0 y	6	15.364	70.632	5.543	3.751	H1-1b
750	M1246	2L2 1/2x2 1/...	.145	0	24	.002	0 y	25	11.603	58.32	4.017	2.611	H1-...
751	M1247	2L2 1/2x2 1/...	.145	12...	24	.002	0 y	23	11.603	58.32	4.017	2.611	H1-...
752	M1248	2L2 1/2x2 1/...	.145	0	22	.002	0 y	21	11.603	58.32	4.017	2.611	H1-...
753	M1249	2L2 1/2x2 1/...	.145	12...	22	.002	0 y	23	11.603	58.32	4.017	2.611	H1-...
754	M1250	2L2 1/2x2 1/...	.145	0	20	.002	0 y	19	11.603	58.32	4.017	2.611	H1-...
755	M1251	2L2 1/2x2 1/...	.145	12...	20	.002	0 y	21	11.603	58.32	4.017	2.611	H1-...
756	M1252	2L2 1/2x2 1/...	.145	0	26	.002	0 y	25	11.603	58.32	4.017	2.611	H1-...
757	M1253	2L2 1/2x2 1/...	.145	12...	26	.002	0 y	19	11.603	58.32	4.017	2.611	H1-...
758	M1194	2L2 1/2x2 1/...	.065	5.9...	24	.002	12...y	24	11.603	58.32	4.017	2.611	H1-1b
759	M1195	2L2 1/2x2 1/...	.065	6.1...	25	.002	0 y	24	11.603	58.32	4.017	2.611	H1-1b
760	M1196	2L2 1/2x2 1/...	.064	5.9...	22	.002	12...y	21	11.603	58.32	4.017	2.611	H1-1b
761	M1197	2L2 1/2x2 1/...	.064	6.1...	22	.002	0 y	23	11.603	58.32	4.017	2.611	H1-1b
762	M1198	2L2 1/2x2 1/...	.065	5.9...	20	.002	12...y	20	11.603	58.32	4.017	2.611	H1-1b
763	M1199	2L2 1/2x2 1/...	.065	6.1...	19	.002	12...y	21	11.603	58.32	4.017	2.611	H1-1b
764	M1200	2L2 1/2x2 1/...	.065	5.9...	19	.002	0 y	26	11.603	58.32	4.017	2.611	H1-1b
765	M1201	2L2 1/2x2 1/...	.065	6.1...	25	.002	0 y	19	11.603	58.32	4.017	2.611	H1-1b
766	M1142	2L2 1/2x2 1/...	.065	5.9...	24	.002	0 y	24	11.603	58.32	4.017	2.611	H1-1b
767	M1143	2L2 1/2x2 1/...	.065	6.1...	25	.002	12...y	24	11.603	58.32	4.017	2.611	H1-1b
768	M1144	2L2 1/2x2 1/...	.065	5.9...	25	.002	12...y	26	11.603	58.32	4.017	2.611	H1-1b
769	M1145	2L2 1/2x2 1/...	.065	6.1...	20	.002	12...y	26	11.603	58.32	4.017	2.611	H1-1b
770	M1146	2L2 1/2x2 1/...	.065	5.9...	20	.002	12...y	20	11.603	58.32	4.017	2.611	H1-1b
771	M1147	2L2 1/2x2 1/...	.065	6.1...	26	.002	0 y	20	11.603	58.32	4.017	2.611	H1-1b
772	M1148	2L2 1/2x2 1/...	.064	5.9...	22	.002	12...y	22	11.603	58.32	4.017	2.611	H1-1b
773	M1149	2L2 1/2x2 1/...	.064	6.1...	22	.002	0 y	22	11.603	58.32	4.017	2.611	H1-1b
774	M1090	2L2 1/2x2 1/...	.065	5.9...	24	.002	12...y	12	11.603	58.32	4.017	2.611	H1-1b
775	M1091	2L2 1/2x2 1/...	.065	6.1...	25	.002	12...y	24	11.603	58.32	4.017	2.611	H1-1b
776	M1092	2L2 1/2x2 1/...	.064	5.9...	22	.002	0 y	22	11.603	58.32	4.017	2.611	H1-1b
777	M1093	2L2 1/2x2 1/...	.064	6.1...	22	.002	12...y	22	11.603	58.32	4.017	2.611	H1-1b
778	M1094	2L2 1/2x2 1/...	.064	5.9...	25	.002	0 y	26	11.603	58.32	4.017	2.611	H1-1b
779	M1095	2L2 1/2x2 1/...	.064	6.1...	20	.002	12...y	26	11.603	58.32	4.017	2.611	H1-1b
780	M1096	2L2 1/2x2 1/...	.065	5.9...	20	.002	12...y	4	11.603	58.32	4.017	2.611	H1-1b
781	M1097	2L2 1/2x2 1/...	.065	6.1...	26	.002	0 y	4	11.603	58.32	4.017	2.611	H1-1b
782	M1038	2L2 1/2x2 1/...	.064	5.9...	23	.002	0 y	16	11.603	58.32	4.017	2.611	H1-1b
783	M1039	2L2 1/2x2 1/...	.064	6.1...	21	.002	12...y	16	11.603	58.32	4.017	2.611	H1-1b
784	M1040	2L2 1/2x2 1/...	.065	5.9...	21	.002	0 y	4	11.603	58.32	4.017	2.611	H1-1b
785	M1041	2L2 1/2x2 1/...	.065	6.1...	26	.002	0 y	4	11.603	58.32	4.017	2.611	H1-1b
786	M1042	2L2 1/2x2 1/...	.064	5.9...	20	.002	12...y	16	11.603	58.32	4.017	2.611	H1-1b

Envelope AISC 14th(360-10): LRFD Steel Code Checks (Continued)

Member	Shape	Code Check	Lo...	LC	She...	Lo....	LC	phi*Pnc...	phi*Pnt [k]	phi*M...	phi*M.....	Eqn
787	M1043	2L2 1/2x2 1/...	.064	6.1...	24	.002	12...y	26	11.603	58.32	4.0172.6111	H1-1b
788	M1044	2L2 1/2x2 1/...	.065	5.9...	23	.002	0 y	12	11.603	58.32	4.0172.6111	H1-1b
789	M1045	2L2 1/2x2 1/...	.065	6.1...	26	.002	0 y	12	11.603	58.32	4.0172.6111	H1-1b
790	M986	2L2 1/2x2 1/...	.064	5.9...	23	.002	0 y	12	11.603	58.32	4.0172.6111	H1-1b
791	M987	2L2 1/2x2 1/...	.064	6.1...	26	.002	0 y	12	11.603	58.32	4.0172.6111	H1-1b
792	M988	2L2 1/2x2 1/...	.064	5.9...	23	.002	12...y	16	11.603	58.32	4.0172.6111	H1-1b
793	M989	2L2 1/2x2 1/...	.064	6.1...	20	.002	12...y	16	11.603	58.32	4.0172.6111	H1-1b
794	M990	2L2 1/2x2 1/...	.064	5.9...	21	.002	12...y	4	11.603	58.32	4.0172.6111	H1-1b
795	M991	2L2 1/2x2 1/...	.064	6.1...	26	.002	0 y	12	11.603	58.32	4.0172.6111	H1-1b
796	M992	2L2 1/2x2 1/...	.064	5.9...	20	.002	12...y	16	11.603	58.32	4.0172.6111	H1-1b
797	M993	2L2 1/2x2 1/...	.064	6.1...	24	.002	12...y	16	11.603	58.32	4.0172.6111	H1-1b
798	M934	2L2 1/2x2 1/...	.064	5.9...	24	.002	12...y	12	11.603	58.32	4.0172.6111	H1-1b
799	M935	2L2 1/2x2 1/...	.064	6.1...	26	.002	12...y	4	11.603	58.32	4.0172.6111	H1-1b
800	M936	2L2 1/2x2 1/...	.064	5.9...	23	.002	0 y	16	11.603	58.32	4.0172.6111	H1-1b
801	M937	2L2 1/2x2 1/...	.063	6.1...	20	.002	0 y	16	11.603	58.32	4.0172.6111	H1-1b
802	M938	2L2 1/2x2 1/...	.064	5.9...	21	.002	0 y	4	11.603	58.32	4.0172.6111	H1-1b
803	M939	2L2 1/2x2 1/...	.064	6.1...	26	.002	12...y	12	11.603	58.32	4.0172.6111	H1-1b
804	M940	2L2 1/2x2 1/...	.064	5.9...	20	.002	12...y	16	11.603	58.32	4.0172.6111	H1-1b
805	M941	2L2 1/2x2 1/...	.064	6.1...	24	.002	0 y	16	11.603	58.32	4.0172.6111	H1-1b
806	M815	LL3x3x3x3	.082	0	20	.002	0 y	10	12.3	70.632	5.5433.7511	H1-...
807	M816	LL3x3x3x3	.076	7.8...	23	.002	0 y	8	12.624	70.632	5.5433.7511	H1-1b
808	M817	LL3x3x3x3	.075	7.5...	23	.002	15...y	6	12.624	70.632	5.5433.7511	H1-1b
809	M818	LL3x3x3x3	.081	7.9...	26	.002	0 y	2	12.3	70.632	5.5433.7511	H1-1b
810	M819	LL3x3x3x3	.082	0	24	.002	0 y	10	12.3	70.632	5.5433.7511	H1-...
811	M820	LL3x3x3x3	.075	7.8...	20	.002	15...y	6	12.624	70.632	5.5433.7511	H1-1b
812	M821	LL3x3x3x3	.075	7.5...	26	.002	0 y	14	12.624	70.632	5.5433.7511	H1-1b
813	M822	LL3x3x3x3	.082	15...	22	.002	15...y	10	12.3	70.632	5.5433.7511	H1-...
814	M1238	2L2 1/2x2 1/...	.023	4.9...	8	.001	10...y	4	16.995	58.32	4.0172.6111	H1-1b
815	M1239	2L2 1/2x2 1/...	.023	5.12	16	.001	10...y	4	16.995	58.32	4.0172.6111	H1-1b
816	M1240	2L2 1/2x2 1/...	.023	4.9...	12	.001	0 y	16	16.995	58.32	4.0172.6111	H1-1b
817	M1241	2L2 1/2x2 1/...	.023	5.12	4	.001	0 y	16	16.995	58.32	4.0172.6111	H1-1b
818	M1242	2L2 1/2x2 1/...	.023	4.9...	8	.001	10...y	10	16.995	58.32	4.0172.6111	H1-1b
819	M1243	2L2 1/2x2 1/...	.023	5.12	16	.001	10...y	12	16.995	58.32	4.0172.6111	H1-1b
820	M1244	2L2 1/2x2 1/...	.023	4.9...	4	.001	0 y	8	16.995	58.32	4.0172.6111	H1-1b
821	M1245	2L2 1/2x2 1/...	.023	5.12	12	.001	10...y	8	16.995	58.32	4.0172.6111	H1-1b
822	M1186	2L2 1/2x2 1/...	.023	4.9...	12	.001	0 y	14	16.995	58.32	4.0172.6111	H1-1b
823	M1187	2L2 1/2x2 1/...	.023	5.12	4	.001	10...y	2	16.995	58.32	4.0172.6111	H1-1b
824	M1188	2L2 1/2x2 1/...	.023	4.9...	8	.001	10...y	10	16.995	58.32	4.0172.6111	H1-1b
825	M1189	2L2 1/2x2 1/...	.023	5.12	16	.001	0 y	14	16.995	58.32	4.0172.6111	H1-1b
826	M1190	2L2 1/2x2 1/...	.023	4.9...	8	.001	10...y	6	16.995	58.32	4.0172.6111	H1-1b
827	M1191	2L2 1/2x2 1/...	.023	5.12	16	.001	10...y	4	16.995	58.32	4.0172.6111	H1-1b
828	M1192	2L2 1/2x2 1/...	.023	4.9...	12	.001	10...y	10	16.995	58.32	4.0172.6111	H1-1b
829	M1193	2L2 1/2x2 1/...	.023	5.12	4	.001	0 y	6	16.995	58.32	4.0172.6111	H1-1b
830	M1134	2L2 1/2x2 1/...	.023	4.9...	12	.001	0 y	8	16.995	58.32	4.0172.6111	H1-1b
831	M1135	2L2 1/2x2 1/...	.023	5.12	4	.001	0 y	8	16.995	58.32	4.0172.6111	H1-1b
832	M1136	2L2 1/2x2 1/...	.023	4.9...	8	.001	10...y	26	16.995	58.32	4.0172.6111	H1-1b
833	M1137	2L2 1/2x2 1/...	.023	5.12	16	.001	0 y	26	16.995	58.32	4.0172.6111	H1-1b
834	M1138	2L2 1/2x2 1/...	.023	4.9...	12	.001	0 y	16	16.995	58.32	4.0172.6111	H1-1b
835	M1139	2L2 1/2x2 1/...	.023	5.12	4	.001	10...y	8	16.995	58.32	4.0172.6111	H1-1b
836	M1140	2L2 1/2x2 1/...	.023	4.9...	8	.001	10...y	26	16.995	58.32	4.0172.6111	H1-1b
837	M1141	2L2 1/2x2 1/...	.023	5.12	16	.001	10...y	26	16.995	58.32	4.0172.6111	H1-1b
838	M1082	2L2 1/2x2 1/...	.024	4.9...	8	.001	10...y	12	16.995	58.32	4.0172.6111	H1-1b
839	M1083	2L2 1/2x2 1/...	.023	5.12	16	.001	10...y	26	16.995	58.32	4.0172.6111	H1-1b
840	M1084	2L2 1/2x2 1/...	.024	4.9...	12	.001	0 y	8	16.995	58.32	4.0172.6111	H1-1b
841	M1085	2L2 1/2x2 1/...	.024	5.12	4	.001	0 y	6	16.995	58.32	4.0172.6111	H1-1b
842	M1086	2L2 1/2x2 1/...	.024	4.9...	8	.001	0 y	4	16.995	58.32	4.0172.6111	H1-1b
843	M1087	2L2 1/2x2 1/...	.023	5.12	16	.001	10...y	2	16.995	58.32	4.0172.6111	H1-1b



Company : GPD
 Designer : J. Stokes
 Job Number : 2019736.27
 Model Name : CHESHIRE SW

May 13, 2019
 7:58 PM
 Checked By: _____

Envelope AISC 14th(360-10): LRFD Steel Code Checks (Continued)

Member	Shape	Code Check	Lo...	LC	She...	Lo.....	LC	phi*Pnc...	phi*Pnt [k]	phi*M...	phi*M.....	Eqn	
844	M1088	2L2 1/2x2 1/...	.024	4.9...	4	.001	0	y	2	16.995	58.32	4.0172.6111	H1-1b
845	M1089	2L2 1/2x2 1/...	.024	5.12	12	.001	0	y	16	16.995	58.32	4.0172.6111	H1-1b
846	M1030	2L2 1/2x2 1/...	.025	4.9...	8	.001	0	y	26	16.995	58.32	4.0172.6111	H1-1b
847	M1031	2L2 1/2x2 1/...	.024	5.12	16	.001	0	y	10	16.995	58.32	4.0172.6111	H1-1b
848	M1032	2L2 1/2x2 1/...	.025	4.9...	12	.001	0	y	8	16.995	58.32	4.0172.6111	H1-1b
849	M1033	2L2 1/2x2 1/...	.025	5.12	4	.001	10...	y	10	16.995	58.32	4.0172.6111	H1-1b
850	M1034	2L2 1/2x2 1/...	.025	4.9...	8	.001	10...	y	4	16.995	58.32	4.0172.6111	H1-1b
851	M1035	2L2 1/2x2 1/...	.024	5.12	16	.001	0	y	6	16.995	58.32	4.0172.6111	H1-1b
852	M1036	2L2 1/2x2 1/...	.024	4.9...	4	.001	10...	y	8	16.995	58.32	4.0172.6111	H1-1b
853	M1037	2L2 1/2x2 1/...	.024	5.12	12	.001	10...	y	16	16.995	58.32	4.0172.6111	H1-1b
854	M978	2L2 1/2x2 1/...	.025	4.9...	8	.001	10...	y	26	16.995	58.32	4.0172.6111	H1-1b
855	M979	2L2 1/2x2 1/...	.025	5.12	16	.001	10...	y	4	16.995	58.32	4.0172.6111	H1-1b
856	M980	2L2 1/2x2 1/...	.025	4.9...	12	.001	10...	y	19	16.995	58.32	4.0172.6111	H1-1b
857	M981	2L2 1/2x2 1/...	.025	5.12	4	.001	0	y	25	16.995	58.32	4.0172.6111	H1-1b
858	M982	2L2 1/2x2 1/...	.025	4.9...	12	.001	10...	y	19	16.995	58.32	4.0172.6111	H1-1b
859	M983	2L2 1/2x2 1/...	.025	5.12	4	.001	0	y	26	16.995	58.32	4.0172.6111	H1-1b
860	M984	2L2 1/2x2 1/...	.025	4.9...	8	.001	0	y	4	16.995	58.32	4.0172.6111	H1-1b
861	M985	2L2 1/2x2 1/...	.025	5.12	16	.001	10...	y	12	16.995	58.32	4.0172.6111	H1-1b
862	M926	2L2 1/2x2 1/...	.026	4.9...	8	.001	10...	y	12	16.995	58.32	4.0172.6111	H1-1b
863	M927	2L2 1/2x2 1/...	.025	5.12	16	.001	10...	y	12	16.995	58.32	4.0172.6111	H1-1b
864	M928	2L2 1/2x2 1/...	.026	4.9...	12	.001	0	y	8	16.995	58.32	4.0172.6111	H1-1b
865	M929	2L2 1/2x2 1/...	.026	5.12	4	.001	0	y	8	16.995	58.32	4.0172.6111	H1-1b
866	M930	2L2 1/2x2 1/...	.025	4.9...	8	.001	10...	y	4	16.995	58.32	4.0172.6111	H1-1b
867	M931	2L2 1/2x2 1/...	.025	5.12	16	.001	0	y	4	16.995	58.32	4.0172.6111	H1-1b
868	M932	2L2 1/2x2 1/...	.025	4.9...	4	.001	0	y	16	16.995	58.32	4.0172.6111	H1-1b
869	M933	2L2 1/2x2 1/...	.025	5.12	12	.001	10...	y	16	16.995	58.32	4.0172.6111	H1-1b
870	M874	2L2 1/2x2 1/...	.028	4.9...	8	.001	0	y	6	16.995	58.32	4.0172.6111	H1-1b
871	M875	2L2 1/2x2 1/...	.028	5.12	16	.001	10...	y	2	16.995	58.32	4.0172.6111	H1-1b
872	M876	2L2 1/2x2 1/...	.028	4.9...	12	.001	0	y	26	16.995	58.32	4.0172.6111	H1-1b
873	M877	2L2 1/2x2 1/...	.028	5.12	4	.001	10...	y	26	16.995	58.32	4.0172.6111	H1-1b
874	M878	2L2 1/2x2 1/...	.028	4.9...	8	.001	0	y	10	16.995	58.32	4.0172.6111	H1-1b
875	M879	2L2 1/2x2 1/...	.028	5.12	16	.001	0	y	10	16.995	58.32	4.0172.6111	H1-1b
876	M880	2L2 1/2x2 1/...	.028	4.9...	12	.001	10...	y	26	16.995	58.32	4.0172.6111	H1-1b
877	M881	2L2 1/2x2 1/...	.028	5.12	4	.001	0	y	26	16.995	58.32	4.0172.6111	H1-1b
878	M799	LL4x4x8x3	.014	3.9...	4	.002	0	y	8	176.057	243	25.894 16.8511	H1-1b
879	M800	LL4x4x8x3	.014	3.9...	8	.002	0	y	4	176.057	243	25.894 16.8511	H1-1b
880	M801	LL4x4x8x3	.014	3.9...	16	.002	7.8...	y	12	176.057	243	25.894 16.8511	H1-1b
881	M806	LL4x4x8x3	.014	3.9...	12	.002	0	y	16	176.057	243	25.894 16.8511	H1-1b
882	M1234	2L2 1/2x2 1/...	.113	7.8...	24	.002	7.8...	y	23	6.857	58.32	4.0171.6321	H1-1b
883	M1235	2L2 1/2x2 1/...	.113	7.8...	22	.002	7.8...	y	23	6.857	58.32	4.0171.6321	H1-1b
884	M1236	2L2 1/2x2 1/...	.113	7.8...	20	.002	7.8...	y	19	6.857	58.32	4.0171.6321	H1-1b
885	M1237	2L2 1/2x2 1/...	.113	7.8...	26	.002	7.8...	y	19	6.857	58.32	4.0171.6321	H1-1b
886	M1182	2L2 1/2x2 1/...	.102	7.8...	24	.002	7.8...	y	23	6.857	58.32	4.0171.6321	H1-1b
887	M1183	2L2 1/2x2 1/...	.102	7.8...	22	.002	7.8...	y	23	6.857	58.32	4.0171.6321	H1-1b
888	M1184	2L2 1/2x2 1/...	.102	7.8...	26	.002	7.8...	y	19	6.857	58.32	4.0171.6321	H1-1b
889	M1185	2L2 1/2x2 1/...	.102	7.8...	20	.002	7.8...	y	21	6.857	58.32	4.0171.6321	H1-1b
890	M1130	2L2 1/2x2 1/...	.102	7.8...	24	.002	7.8...	y	23	6.857	58.32	4.0171.6321	H1-1b
891	M1131	2L2 1/2x2 1/...	.101	7.8...	26	.002	7.8...	y	19	6.857	58.32	4.0171.6321	H1-1b
892	M1132	2L2 1/2x2 1/...	.101	7.8...	22	.002	7.8...	y	23	6.857	58.32	4.0171.6321	H1-1b
893	M1133	2L2 1/2x2 1/...	.102	7.8...	20	.002	7.8...	y	21	6.857	58.32	4.0171.6321	H1-1b
894	M1078	2L2 1/2x2 1/...	.103	7.8...	24	.002	7.8...	y	23	6.857	58.32	4.0171.6321	H1-1b
895	M1079	2L2 1/2x2 1/...	.102	7.8...	22	.002	7.8...	y	23	6.857	58.32	4.0171.6321	H1-1b
896	M1080	2L2 1/2x2 1/...	.103	7.8...	20	.002	7.8...	y	21	6.857	58.32	4.0171.6321	H1-1b
897	M1081	2L2 1/2x2 1/...	.102	7.8...	26	.002	7.8...	y	19	6.857	58.32	4.0171.6321	H1-1b
898	M1026	2L2 1/2x2 1/...	.103	7.8...	22	.002	7.8...	y	23	6.857	58.32	4.0171.6321	H1-1b
899	M1027	2L2 1/2x2 1/...	.103	7.8...	24	.002	7.8...	y	23	6.857	58.32	4.0171.6321	H1-1b
900	M1028	2L2 1/2x2 1/...	.103	7.8...	20	.002	7.8...	y	20	6.857	58.32	4.0171.6321	H1-1b

Envelope AISC 14th(360-10): LRFD Steel Code Checks (Continued)

Member	Shape	Code Check	Lo...	LC	She...	Lo.....	LC	phi*Pnc...	phi*Pnt [k]	phi*M...	phi*M.....	Eqn
901	M1029	2L2 1/2x2 1/...	.103	7.8...	26	.002	7.8...y	19	6.857	58.32	4.017 1.632 1	H1-1b
902	M974	2L2 1/2x2 1/...	.104	7.8...	24	.002	7.8...y	23	6.857	58.32	4.017 1.632 1	H1-1b
903	M975	2L2 1/2x2 1/...	.104	7.8...	22	.002	7.8...y	23	6.857	58.32	4.017 1.632 1	H1-1b
904	M976	2L2 1/2x2 1/...	.104	7.8...	20	.002	7.8...y	20	6.857	58.32	4.017 1.632 1	H1-1b
905	M977	2L2 1/2x2 1/...	.103	7.8...	26	.002	7.8...y	26	6.857	58.32	4.017 1.632 1	H1-1b
906	M922	2L2 1/2x2 1/...	.103	7.8...	24	.002	7.8...y	24	6.857	58.32	4.017 1.632 1	H1-1b
907	M923	2L2 1/2x2 1/...	.102	7.8...	26	.002	7.8...y	19	6.857	58.32	4.017 1.632 1	H1-1b
908	M924	2L2 1/2x2 1/...	.103	7.8...	20	.002	7.8...y	20	6.857	58.32	4.017 1.632 1	H1-1b
909	M925	2L2 1/2x2 1/...	.102	7.8...	22	.002	7.8...y	23	6.857	58.32	4.017 1.632 1	H1-1b
910	M870	2L2 1/2x2 1/...	.103	7.8...	22	.002	7.8...y	21	6.857	58.32	4.017 1.632 1	H1-1b
911	M871	2L2 1/2x2 1/...	.104	7.8...	24	.002	7.8...y	25	6.857	58.32	4.017 1.632 1	H1-1b
912	M872	2L2 1/2x2 1/...	.103	7.8...	20	.002	7.8...y	19	6.857	58.32	4.017 1.632 1	H1-1b
913	M873	2L2 1/2x2 1/...	.103	7.8...	26	.002	7.8...y	26	6.857	58.32	4.017 1.632 1	H1-1b
914	M802	LL3x3x3x3	.116	7.8...	20	.002	7.8...y	20	11.952	70.632	5.543 2.345 1	H1-1b
915	M803	LL3x3x3x3	.115	7.8...	22	.002	7.8...y	22	11.952	70.632	5.543 2.345 1	H1-1b
916	M804	LL3x3x3x3	.116	7.8...	26	.002	7.8...y	26	11.952	70.632	5.543 2.345 1	H1-1b
917	M805	LL3x3x3x3	.115	7.8...	24	.002	7.8...y	24	11.952	70.632	5.543 2.345 1	H1-1b
918	M1230	2L2 1/2x2 1/...	.023	3.9...	20	.002	7.8...y	8	26.617	58.32	4.017 2.611 1	H1-1b
919	M1231	2L2 1/2x2 1/...	.023	3.9...	26	.002	7.8...y	12	26.617	58.32	4.017 2.611 1	H1-1b
920	M1232	2L2 1/2x2 1/...	.023	3.9...	24	.002	7.8...y	8	26.617	58.32	4.017 2.611 1	H1-1b
921	M1233	2L2 1/2x2 1/...	.023	3.9...	22	.002	7.8...y	4	26.617	58.32	4.017 2.611 1	H1-1b
922	M1178	2L2 1/2x2 1/...	.023	3.9...	24	.002	7.8...y	8	26.617	58.32	4.017 2.611 1	H1-1b
923	M1179	2L2 1/2x2 1/...	.023	3.9...	22	.002	7.8...y	4	26.617	58.32	4.017 2.611 1	H1-1b
924	M1180	2L2 1/2x2 1/...	.023	3.9...	20	.002	7.8...y	8	26.617	58.32	4.017 2.611 1	H1-1b
925	M1181	2L2 1/2x2 1/...	.023	3.9...	26	.002	7.8...y	4	26.617	58.32	4.017 2.611 1	H1-1b
926	M1126	2L2 1/2x2 1/...	.023	3.9...	24	.002	7.8...y	16	26.617	58.32	4.017 2.611 1	H1-1b
927	M1127	2L2 1/2x2 1/...	.023	3.9...	22	.002	7.8...y	4	26.617	58.32	4.017 2.611 1	H1-1b
928	M1128	2L2 1/2x2 1/...	.023	3.9...	20	.002	7.8...y	16	26.617	58.32	4.017 2.611 1	H1-1b
929	M1129	2L2 1/2x2 1/...	.023	3.9...	26	.002	7.8...y	4	26.617	58.32	4.017 2.611 1	H1-1b
930	M1074	2L2 1/2x2 1/...	.023	3.9...	24	.002	7.8...y	16	26.617	58.32	4.017 2.611 1	H1-1b
931	M1075	2L2 1/2x2 1/...	.023	3.9...	22	.002	7.8...y	12	26.617	58.32	4.017 2.611 1	H1-1b
932	M1076	2L2 1/2x2 1/...	.023	3.9...	20	.002	7.8...y	16	26.617	58.32	4.017 2.611 1	H1-1b
933	M1077	2L2 1/2x2 1/...	.023	3.9...	26	.002	7.8...y	12	26.617	58.32	4.017 2.611 1	H1-1b
934	M1022	2L2 1/2x2 1/...	.023	3.9...	24	.002	7.8...y	16	26.617	58.32	4.017 2.611 1	H1-1b
935	M1023	2L2 1/2x2 1/...	.024	3.9...	22	.002	7.8...y	4	26.617	58.32	4.017 2.611 1	H1-1b
936	M1024	2L2 1/2x2 1/...	.023	3.9...	20	.002	7.8...y	16	26.617	58.32	4.017 2.611 1	H1-1b
937	M1025	2L2 1/2x2 1/...	.023	3.9...	26	.002	7.8...y	4	26.617	58.32	4.017 2.611 1	H1-1b
938	M970	2L2 1/2x2 1/...	.023	3.9...	24	.002	7.8...y	16	26.617	58.32	4.017 2.611 1	H1-1b
939	M971	2L2 1/2x2 1/...	.023	3.9...	22	.002	7.8...y	4	26.617	58.32	4.017 2.611 1	H1-1b
940	M972	2L2 1/2x2 1/...	.023	3.9...	4	.002	7.8...y	16	26.617	58.32	4.017 2.611 1	H1-1b
941	M973	2L2 1/2x2 1/...	.023	3.9...	26	.002	7.8...y	4	26.617	58.32	4.017 2.611 1	H1-1b
942	M918	2L2 1/2x2 1/...	.024	3.9...	12	.002	7.8...y	16	26.617	58.32	4.017 2.611 1	H1-1b
943	M919	2L2 1/2x2 1/...	.024	3.9...	22	.002	7.8...y	4	26.617	58.32	4.017 2.611 1	H1-1b
944	M920	2L2 1/2x2 1/...	.024	3.9...	4	.002	7.8...y	16	26.617	58.32	4.017 2.611 1	H1-1b
945	M921	2L2 1/2x2 1/...	.024	3.9...	16	.002	7.8...y	12	26.617	58.32	4.017 2.611 1	H1-1b
946	M866	2L2 1/2x2 1/...	.024	3.9...	12	.002	7.8...y	16	26.617	58.32	4.017 2.611 1	H1-1b
947	M867	2L2 1/2x2 1/...	.024	3.9...	16	.002	7.8...y	12	26.617	58.32	4.017 2.611 1	H1-1b
948	M868	2L2 1/2x2 1/...	.024	3.9...	4	.002	7.8...y	8	26.617	58.32	4.017 2.611 1	H1-1b
949	M869	2L2 1/2x2 1/...	.024	3.9...	8	.002	7.8...y	4	26.617	58.32	4.017 2.611 1	H1-1b
950	M783	L2.5x2.5x3	.301	1.3...	4	.001	0 y	4	22.363	29.192	.873 1.837 1	H2-1
951	M784	L2.5x2.5x3	.218	1.3...	4	.002	0 y	4	22.363	29.192	.873 1.837 1	H2-1
952	M785	L2.5x2.5x3	.301	1.3...	16	.001	2.7...y	16	22.363	29.192	.873 1.837 1	H2-1
953	M786	L2.5x2.5x3	.217	1.3...	16	.002	0 y	16	22.363	29.192	.873 1.837 1	H2-1
954	M787	L2.5x2.5x3	.235	1.3...	24	.001	2.7...y	24	22.363	29.192	.873 1.837 1	H2-1
955	M788	L2.5x2.5x3	.299	1.3...	24	.002	2.7...y	12	22.363	29.192	.873 1.837 1	H2-1
956	M789	L2.5x2.5x3	.236	1.3...	22	.001	2.7...y	6	22.363	29.192	.873 1.837 1	H2-1
957	M790	L2.5x2.5x3	.302	1.3...	22	.001	0 y	10	22.363	29.192	.873 1.837 1	H2-1

Envelope AISC 14th(360-10): LRFD Steel Code Checks (Continued)

Member	Shape	Code Check	Lo...	LC	She...	Lo...	LC	phi*Pnc...	phi*Pnt [k]	phi*M...	phi*M...	Eqn	
958	M1262	2L2 1/2x2 1/...	.069	6.3...	2	.003	12...	y	14	10.519	58.32	4.0172.6111	H1-1b
959	M1263	2L2 1/2x2 1/...	.062	6.3...	25	.003	12...	y	2	10.519	58.32	4.0172.6111	H1-1b
960	M1264	2L2 1/2x2 1/...	.071	6.3...	10	.003	0	y	14	10.519	58.32	4.0172.6111	H1-1b
961	M1265	2L2 1/2x2 1/...	.062	6.3...	21	.003	12...	y	10	10.519	58.32	4.0172.6111	H1-1b
962	M53	2L2 1/2x2 1/...	.082	4.1...	21	.005	0	y	21	25.468	58.32	4.0172.6111	H1-1b
963	M61	2L2 1/2x2 1/...	.082	4.1...	25	.005	0	y	25	25.468	58.32	4.0172.6111	H1-1b
964	M69	2L2 1/2x2 1/...	.082	4.1...	19	.005	0	y	19	25.468	58.32	4.0172.6111	H1-1b
965	M77	2L2 1/2x2 1/...	.082	4.1...	23	.005	0	y	24	25.468	58.32	4.0172.6111	H1-1b
966	M85	2L2 1/2x2 1/...	.081	4.1...	26	.005	0	y	24	25.468	58.32	4.0172.6111	H1-1b
967	M93	2L2 1/2x2 1/...	.081	4.1...	22	.005	0	y	21	25.468	58.32	4.0172.6111	H1-1b
968	M101	2L2 1/2x2 1/...	.081	4.1...	23	.005	0	y	22	25.468	58.32	4.0172.6111	H1-1b
969	M109	2L2 1/2x2 1/...	.081	4.1...	19	.005	0	y	19	25.468	58.32	4.0172.6111	H1-1b
970	M126	2L2 1/2x2 1/...	.081	4.1...	21	.006	0	y	22	25.468	58.32	4.0172.6111	H1-1b
971	M134	2L2 1/2x2 1/...	.080	4.1...	25	.005	0	y	20	25.468	58.32	4.0172.6111	H1-1b
972	M143	2L2 1/2x2 1/...	.080	4.1...	20	.005	0	y	25	25.468	58.32	4.0172.6111	H1-1b
973	M151	2L2 1/2x2 1/...	.080	4.1...	24	.006	0	y	22	25.468	58.32	4.0172.6111	H1-1b
974	M160	2L2 1/2x2 1/...	.079	4.1...	26	.006	0	y	26	25.468	58.32	4.0172.6111	H1-1b
975	M168	2L2 1/2x2 1/...	.079	4.1...	22	.005	0	y	24	25.468	58.32	4.0172.6111	H1-1b
976	M177	2L2 1/2x2 1/...	.080	4.1...	22	.005	0	y	20	25.468	58.32	4.0172.6111	H1-1b
977	M185	2L2 1/2x2 1/...	.080	4.1...	26	.006	0	y	26	25.468	58.32	4.0172.6111	H1-1b
978	M207	2L2 1/2x2 1/...	.077	4.1...	24	.005	0	y	19	25.519	58.32	4.0172.6111	H1-1b
979	M215	2L2 1/2x2 1/...	.077	4.1...	21	.005	0	y	19	25.519	58.32	4.0172.6111	H1-1b
980	M224	2L2 1/2x2 1/...	.077	4.1...	23	.005	0	y	24	25.519	58.32	4.0172.6111	H1-1b
981	M232	2L2 1/2x2 1/...	.077	4.1...	20	.005	0	y	23	25.519	58.32	4.0172.6111	H1-1b
982	M241	2L2 1/2x2 1/...	.076	4.1...	21	.005	0	y	26	25.519	58.32	4.0172.6111	H1-1b
983	M249	2L2 1/2x2 1/...	.076	4.1...	26	.005	0	y	25	25.519	58.32	4.0172.6111	H1-1b
984	M258	2L2 1/2x2 1/...	.076	4.1...	26	.005	0	y	19	25.519	58.32	4.0172.6111	H1-1b
985	M266	2L2 1/2x2 1/...	.077	4.1...	23	.005	0	y	26	25.519	58.32	4.0172.6111	H1-1b
986	M288	2L2 1/2x2 1/...	.079	4.1...	24	.005	0	y	19	25.876	58.32	4.0172.6111	H1-1b
987	M296	2L2 1/2x2 1/...	.079	4.1...	22	.005	0	y	19	25.876	58.32	4.0172.6111	H1-1b
988	M305	2L2 1/2x2 1/...	.078	4.1...	23	.005	0	y	24	25.876	58.32	4.0172.6111	H1-1b
989	M313	2L2 1/2x2 1/...	.078	4.1...	20	.005	0	y	25	25.876	58.32	4.0172.6111	H1-1b
990	M322	2L2 1/2x2 1/...	.078	4.1...	19	.005	0	y	26	25.876	58.32	4.0172.6111	H1-1b
991	M330	2L2 1/2x2 1/...	.077	4.1...	19	.005	0	y	26	25.876	58.32	4.0172.6111	H1-1b
992	M339	2L2 1/2x2 1/...	.078	4.1...	26	.005	0	y	26	25.876	58.32	4.0172.6111	H1-1b
993	M347	2L2 1/2x2 1/...	.078	4.1...	23	.005	0	y	19	25.876	58.32	4.0172.6111	H1-1b
994	M369	2L2 1/2x2 1/...	.080	4.1...	24	.005	0	y	26	25.927	58.32	4.0172.6111	H1-1b
995	M377	2L2 1/2x2 1/...	.080	4.1...	22	.005	0	y	25	25.927	58.32	4.0172.6111	H1-1b
996	M386	2L2 1/2x2 1/...	.080	4.1...	22	.005	0	y	20	25.927	58.32	4.0172.6111	H1-1b
997	M394	2L2 1/2x2 1/...	.079	4.1...	20	.005	0	y	26	25.927	58.32	4.0172.6111	H1-1b
998	M403	2L2 1/2x2 1/...	.079	4.1...	19	.005	0	y	25	25.927	58.32	4.0172.6111	H1-1b
999	M411	2L2 1/2x2 1/...	.079	4.1...	19	.005	0	y	22	25.927	58.32	4.0172.6111	H1-1b
1000	M420	2L2 1/2x2 1/...	.079	4.1...	26	.005	0	y	22	25.927	58.32	4.0172.6111	H1-1b
1001	M428	2L2 1/2x2 1/...	.080	4.1...	24	.005	0	y	20	25.927	58.32	4.0172.6111	H1-1b
1002	M450	2L2 1/2x2 1/...	.080	4.1...	23	.005	0	y	26	26.338	58.32	4.0172.6111	H1-1b
1003	M458	2L2 1/2x2 1/...	.081	4.1...	23	.005	0	y	24	26.338	58.32	4.0172.6111	H1-1b
1004	M467	2L2 1/2x2 1/...	.080	4.1...	21	.005	0	y	20	26.338	58.32	4.0172.6111	H1-1b
1005	M475	2L2 1/2x2 1/...	.079	4.1...	21	.005	0	y	26	26.338	58.32	4.0172.6111	H1-1b
1006	M484	2L2 1/2x2 1/...	.079	4.1...	19	.005	0	y	24	26.338	58.32	4.0172.6111	H1-1b
1007	M492	2L2 1/2x2 1/...	.079	4.1...	19	.005	0	y	22	26.338	58.32	4.0172.6111	H1-1b
1008	M501	2L2 1/2x2 1/...	.079	4.1...	25	.005	0	y	22	26.338	58.32	4.0172.6111	H1-1b
1009	M509	2L2 1/2x2 1/...	.080	4.1...	25	.005	0	y	20	26.338	58.32	4.0172.6111	H1-1b
1010	M531	2L2 1/2x2 1/...	.083	4.1...	24	.005	0	y	26	26.338	58.32	4.0172.6111	H1-1b
1011	M539	2L2 1/2x2 1/...	.083	4.1...	22	.005	0	y	24	26.338	58.32	4.0172.6111	H1-1b
1012	M548	2L2 1/2x2 1/...	.083	4.1...	22	.005	0	y	20	26.338	58.32	4.0172.6111	H1-1b
1013	M556	2L2 1/2x2 1/...	.081	4.1...	20	.005	0	y	26	26.338	58.32	4.0172.6111	H1-1b
1014	M565	2L2 1/2x2 1/...	.081	4.1...	20	.005	0	y	24	26.338	58.32	4.0172.6111	H1-1b



Envelope AISC 14th(360-10): LRFD Steel Code Checks (Continued)

Member	Shape	Code Check	Lo...	LC	She...	Lo....	LC	phi*Pnc...	phi*Pnt [k]	phi*M...	phi*M.....	Eqn
1015	M573	2L2 1/2x2 1/...	.081	4.1...	26	.005	0 y 23	26.338	58.32	4.017	2.611	1 H1-1b
1016	M582	2L2 1/2x2 1/...	.081	4.1...	26	.005	0 y 21	26.338	58.32	4.017	2.611	1 H1-1b
1017	M590	2L2 1/2x2 1/...	.083	4.1...	24	.005	0 y 20	26.338	58.32	4.017	2.611	1 H1-1b
1018	M612	2L2 1/2x2 1/...	.082	4.1...	23	.005	0 y 26	26.39	58.32	4.017	2.611	1 H1-1b
1019	M620	2L2 1/2x2 1/...	.083	4.1...	23	.005	0 y 25	26.39	58.32	4.017	2.611	1 H1-1b
1020	M629	2L2 1/2x2 1/...	.081	4.1...	21	.005	0 y 19	26.39	58.32	4.017	2.611	1 H1-1b
1021	M637	2L2 1/2x2 1/...	.079	4.1...	21	.005	0 y 26	26.39	58.32	4.017	2.611	1 H1-1b
1022	M646	2L2 1/2x2 1/...	.079	4.1...	19	.005	0 y 25	26.39	58.32	4.017	2.611	1 H1-1b
1023	M654	2L2 1/2x2 1/...	.079	4.1...	19	.005	0 y 26	26.39	58.32	4.017	2.611	1 H1-1b
1024	M663	2L2 1/2x2 1/...	.079	4.1...	25	.005	0 y 26	26.39	58.32	4.017	2.611	1 H1-1b
1025	M671	2L2 1/2x2 1/...	.081	4.1...	25	.005	0 y 19	26.39	58.32	4.017	2.611	1 H1-1b
1026	M693	2L2 1/2x2 1/...	.073	4.1...	20	.005	0 y 22	26.83	58.32	4.017	2.611	1 H1-1b
1027	M703	2L2 1/2x2 1/...	.073	4.1...	26	.005	0 y 22	26.83	58.32	4.017	2.611	1 H1-1b
1028	M714	2L2 1/2x2 1/...	.072	4.1...	26	.005	0 y 23	26.83	58.32	4.017	2.611	1 H1-1b
1029	M724	2L2 1/2x2 1/...	.074	4.1...	24	.005	0 y 22	26.83	58.32	4.017	2.611	1 H1-1b
1030	M735	2L2 1/2x2 1/...	.074	4.1...	24	.005	0 y 26	26.83	58.32	4.017	2.611	1 H1-1b
1031	M745	2L2 1/2x2 1/...	.074	4.1...	22	.005	0 y 20	26.83	58.32	4.017	2.611	1 H1-1b
1032	M756	2L2 1/2x2 1/...	.074	4.1...	22	.005	0 y 24	26.83	58.32	4.017	2.611	1 H1-1b
1033	M766	2L2 1/2x2 1/...	.072	4.1...	20	.005	0 y 25	26.83	58.32	4.017	2.611	1 H1-1b
1034	M1290	2L2 1/2x2 1/...	.040	5.1...	6	.003	10...y 22	15.886	58.32	4.017	2.611	1 H1-1b
1035	M1291	2L2 1/2x2 1/...	.040	5.1...	6	.003	0 y 20	15.886	58.32	4.017	2.611	1 H1-1b
1036	M1292	2L2 1/2x2 1/...	.040	5.1...	10	.003	0 y 22	15.886	58.32	4.017	2.611	1 H1-1b
1037	M1293	2L2 1/2x2 1/...	.040	5.1...	10	.003	0 y 24	15.886	58.32	4.017	2.611	1 H1-1b
1038	M1294	2L2 1/2x2 1/...	.040	5.1...	14	.003	10...y 24	15.886	58.32	4.017	2.611	1 H1-1b
1039	M1295	2L2 1/2x2 1/...	.040	5.1...	14	.003	0 y 26	15.886	58.32	4.017	2.611	1 H1-1b
1040	M1296	2L2 1/2x2 1/...	.040	5.1...	2	.003	0 y 26	15.886	58.32	4.017	2.611	1 H1-1b
1041	M1297	2L2 1/2x2 1/...	.040	5.1...	2	.003	0 y 20	15.886	58.32	4.017	2.611	1 H1-1b
1042	M55	2L2 1/2x2 1/...	.193	6.2...	25	.008	12...y 25	11.303	58.32	4.017	2.611	1 H1-1b
1043	M63	2L2 1/2x2 1/...	.193	6.2...	21	.008	12...y 20	11.303	58.32	4.017	2.611	1 H1-1b
1044	M71	2L2 1/2x2 1/...	.194	6.2...	23	.008	12...y 23	11.303	58.32	4.017	2.611	1 H1-1b
1045	M79	2L2 1/2x2 1/...	.194	6.2...	20	.008	12...y 19	11.303	58.32	4.017	2.611	1 H1-1b
1046	M87	2L2 1/2x2 1/...	.192	6.2...	21	.008	12...y 22	11.303	58.32	4.017	2.611	1 H1-1b
1047	M95	2L2 1/2x2 1/...	.192	6.2...	26	.008	12...y 25	11.303	58.32	4.017	2.611	1 H1-1b
1048	M103	2L2 1/2x2 1/...	.193	6.2...	26	.008	12...y 20	11.303	58.32	4.017	2.611	1 H1-1b
1049	M111	2L2 1/2x2 1/...	.194	6.2...	23	.008	12...y 22	11.303	58.32	4.017	2.611	1 H1-1b
1050	M128	2L2 1/2x2 1/...	.183	6.2...	25	.008	12...y 23	11.303	58.32	4.017	2.611	1 H1-1b
1051	M136	2L2 1/2x2 1/...	.183	6.2...	21	.008	12...y 23	11.303	58.32	4.017	2.611	1 H1-1b
1052	M145	2L2 1/2x2 1/...	.183	6.2...	24	.008	12...y 21	11.303	58.32	4.017	2.611	1 H1-1b
1053	M153	2L2 1/2x2 1/...	.182	6.2...	20	.008	12...y 21	11.303	58.32	4.017	2.611	1 H1-1b
1054	M162	2L2 1/2x2 1/...	.182	6.2...	21	.008	12...y 20	11.303	58.32	4.017	2.611	1 H1-1b
1055	M170	2L2 1/2x2 1/...	.182	6.2...	25	.008	0 y 19	11.303	58.32	4.017	2.611	1 H1-1b
1056	M179	2L2 1/2x2 1/...	.182	6.2...	26	.008	12...y 25	11.303	58.32	4.017	2.611	1 H1-1b
1057	M187	2L2 1/2x2 1/...	.182	6.2...	23	.008	12...y 24	11.303	58.32	4.017	2.611	1 H1-1b
1058	M209	2L2 1/2x2 1/...	.176	6.2...	24	.008	0 y 24	11.303	58.32	4.017	2.611	1 H1-1b
1059	M217	2L2 1/2x2 1/...	.176	6.2...	21	.008	0 y 21	11.303	58.32	4.017	2.611	1 H1-1b
1060	M226	2L2 1/2x2 1/...	.176	6.2...	23	.008	0 y 23	11.303	58.32	4.017	2.611	1 H1-1b
1061	M234	2L2 1/2x2 1/...	.176	6.2...	20	.008	0 y 20	11.303	58.32	4.017	2.611	1 H1-1b
1062	M243	2L2 1/2x2 1/...	.175	6.2...	20	.008	0 y 21	11.303	58.32	4.017	2.611	1 H1-1b
1063	M251	2L2 1/2x2 1/...	.175	6.2...	26	.008	0 y 26	11.303	58.32	4.017	2.611	1 H1-1b
1064	M260	2L2 1/2x2 1/...	.175	6.2...	26	.008	0 y 26	11.303	58.32	4.017	2.611	1 H1-1b
1065	M268	2L2 1/2x2 1/...	.175	6.2...	23	.008	0 y 23	11.303	58.32	4.017	2.611	1 H1-1b
1066	M290	2L2 1/2x2 1/...	.177	6.2...	24	.008	0 y 24	11.433	58.32	4.017	2.611	1 H1-1b
1067	M298	2L2 1/2x2 1/...	.178	6.2...	22	.008	0 y 22	11.433	58.32	4.017	2.611	1 H1-1b
1068	M307	2L2 1/2x2 1/...	.178	6.2...	22	.008	0 y 22	11.433	58.32	4.017	2.611	1 H1-1b
1069	M315	2L2 1/2x2 1/...	.177	6.2...	20	.008	0 y 20	11.433	58.32	4.017	2.611	1 H1-1b
1070	M324	2L2 1/2x2 1/...	.176	6.2...	20	.008	0 y 20	11.433	58.32	4.017	2.611	1 H1-1b
1071	M332	2L2 1/2x2 1/...	.176	6.2...	26	.008	0 y 26	11.433	58.32	4.017	2.611	1 H1-1b

Envelope AISC 14th(360-10): LRFD Steel Code Checks (Continued)

Member	Shape	Code Check	Lo...	LC	She...	Lo...	LC	phi*Pnc...	phi*Pnt [k]	phi*M...	phi*M.....	Eqn	
1072	M341	2L2 1/2x2 1/...	.177	6.2...	26	.008	0	y	26	11.433	58.32	4.017 2.611 1	H1-1b
1073	M349	2L2 1/2x2 1/...	.177	6.2...	23	.008	0	y	23	11.433	58.32	4.017 2.611 1	H1-1b
1074	M371	2L2 1/2x2 1/...	.179	6.2...	24	.008	0	y	24	11.451	58.32	4.017 2.611 1	H1-1b
1075	M379	2L2 1/2x2 1/...	.180	6.2...	22	.008	0	y	22	11.451	58.32	4.017 2.611 1	H1-1b
1076	M388	2L2 1/2x2 1/...	.179	6.2...	22	.008	0	y	22	11.451	58.32	4.017 2.611 1	H1-1b
1077	M396	2L2 1/2x2 1/...	.178	6.2...	20	.008	0	y	20	11.451	58.32	4.017 2.611 1	H1-1b
1078	M405	2L2 1/2x2 1/...	.178	6.2...	20	.008	0	y	20	11.451	58.32	4.017 2.611 1	H1-1b
1079	M413	2L2 1/2x2 1/...	.178	6.2...	26	.008	0	y	26	11.451	58.32	4.017 2.611 1	H1-1b
1080	M422	2L2 1/2x2 1/...	.178	6.2...	26	.008	0	y	26	11.451	58.32	4.017 2.611 1	H1-1b
1081	M430	2L2 1/2x2 1/...	.179	6.2...	24	.008	0	y	23	11.451	58.32	4.017 2.611 1	H1-1b
1082	M452	2L2 1/2x2 1/...	.173	6.2...	24	.007	0	y	24	11.603	58.32	4.017 2.611 1	H1-1b
1083	M460	2L2 1/2x2 1/...	.173	6.2...	22	.008	0	y	22	11.603	58.32	4.017 2.611 1	H1-1b
1084	M469	2L2 1/2x2 1/...	.173	6.2...	22	.008	0	y	22	11.603	58.32	4.017 2.611 1	H1-1b
1085	M477	2L2 1/2x2 1/...	.172	6.2...	20	.007	0	y	20	11.603	58.32	4.017 2.611 1	H1-1b
1086	M486	2L2 1/2x2 1/...	.171	6.2...	19	.007	0	y	20	11.603	58.32	4.017 2.611 1	H1-1b
1087	M494	2L2 1/2x2 1/...	.171	6.2...	19	.008	0	y	26	11.603	58.32	4.017 2.611 1	H1-1b
1088	M503	2L2 1/2x2 1/...	.172	6.2...	26	.008	0	y	26	11.603	58.32	4.017 2.611 1	H1-1b
1089	M511	2L2 1/2x2 1/...	.173	6.2...	24	.008	0	y	23	11.603	58.32	4.017 2.611 1	H1-1b
1090	M533	2L2 1/2x2 1/...	.175	6.2...	24	.008	0	y	24	11.603	58.32	4.017 2.611 1	H1-1b
1091	M541	2L2 1/2x2 1/...	.175	6.2...	22	.008	0	y	22	11.603	58.32	4.017 2.611 1	H1-1b
1092	M550	2L2 1/2x2 1/...	.175	6.2...	22	.008	0	y	22	11.603	58.32	4.017 2.611 1	H1-1b
1093	M558	2L2 1/2x2 1/...	.173	6.2...	20	.007	0	y	20	11.603	58.32	4.017 2.611 1	H1-1b
1094	M567	2L2 1/2x2 1/...	.173	6.2...	19	.008	0	y	20	11.603	58.32	4.017 2.611 1	H1-1b
1095	M575	2L2 1/2x2 1/...	.173	6.2...	19	.008	0	y	26	11.603	58.32	4.017 2.611 1	H1-1b
1096	M584	2L2 1/2x2 1/...	.173	6.2...	26	.008	0	y	26	11.603	58.32	4.017 2.611 1	H1-1b
1097	M592	2L2 1/2x2 1/...	.174	6.2...	24	.008	0	y	23	11.603	58.32	4.017 2.611 1	H1-1b
1098	M614	2L2 1/2x2 1/...	.169	6.2...	24	.007	0	y	24	11.622	58.32	4.017 2.611 1	H1-1b
1099	M622	2L2 1/2x2 1/...	.170	6.2...	22	.007	0	y	22	11.622	58.32	4.017 2.611 1	H1-1b
1100	M631	2L2 1/2x2 1/...	.169	6.2...	22	.007	0	y	22	11.622	58.32	4.017 2.611 1	H1-1b
1101	M639	2L2 1/2x2 1/...	.167	6.2...	20	.007	0	y	20	11.622	58.32	4.017 2.611 1	H1-1b
1102	M648	2L2 1/2x2 1/...	.167	6.2...	19	.007	0	y	20	11.622	58.32	4.017 2.611 1	H1-1b
1103	M656	2L2 1/2x2 1/...	.167	6.2...	19	.008	0	y	26	11.622	58.32	4.017 2.611 1	H1-1b
1104	M665	2L2 1/2x2 1/...	.167	6.2...	26	.008	0	y	26	11.622	58.32	4.017 2.611 1	H1-1b
1105	M673	2L2 1/2x2 1/...	.168	6.2...	24	.007	0	y	23	11.622	58.32	4.017 2.611 1	H1-1b
1106	M695	2L2 1/2x2 1/...	.105	5.5...	24	.005	11...	y	26	19.514	77.112	5.381 3.414 1	H1-1b
1107	M705	2L2 1/2x2 1/...	.105	5.5...	22	.005	11...	y	21	19.514	77.112	5.381 3.414 1	H1-1b
1108	M716	2L2 1/2x2 1/...	.107	5.5...	19	.005	11...	y	23	19.514	77.112	5.381 3.414 1	H1-1b
1109	M726	2L2 1/2x2 1/...	.110	5.5...	24	.005	11...	y	26	19.514	77.112	5.381 3.414 1	H1-1b
1110	M737	2L2 1/2x2 1/...	.105	5.5...	24	.005	11...	y	22	19.514	77.112	5.381 3.414 1	H1-1b
1111	M747	2L2 1/2x2 1/...	.105	5.5...	22	.005	11...	y	24	19.514	77.112	5.381 3.414 1	H1-1b
1112	M758	2L2 1/2x2 1/...	.110	5.5...	22	.005	11...	y	20	19.514	77.112	5.381 3.414 1	H1-1b
1113	M768	2L2 1/2x2 1/...	.107	5.5...	19	.005	11...	y	22	19.514	77.112	5.381 3.414 1	H1-1b
1114	M1298	L2 1/2x2 1/2...	.011	2.0...	6	.001	0	y	10	16.854	29.236	.911 1.697 1	H2-1
1115	M1299	L2 1/2x2 1/2...	.011	2.0...	2	.001	4.1...	y	14	16.854	29.236	.911 1.697 1	H2-1
1116	M1300	L2 1/2x2 1/2...	.011	2.0...	2	.001	0	y	6	16.854	29.236	.911 1.697 1	H2-1
1117	M1301	L2 1/2x2 1/2...	.011	2.0...	14	.001	4.1...	y	10	16.854	29.236	.911 1.697 1	H2-1
1118	M1302	L2 1/2x2 1/2...	.011	2.0...	6	.001	0	y	2	16.854	29.236	.911 1.697 1	H2-1
1119	M1303	L2 1/2x2 1/2...	.011	2.0...	10	.001	4.1...	y	14	16.854	29.236	.911 1.697 1	H2-1
1120	M1304	L2 1/2x2 1/2...	.011	2.0...	10	.001	0	y	6	16.854	29.236	.911 1.697 1	H2-1
1121	M1305	L2 1/2x2 1/2...	.011	2.0...	14	.001	4.1...	y	2	16.854	29.236	.911 1.697 1	H2-1
1122	M1306	L2 1/2x2 1/2...	.046	4.1...	10	.002	0	y	14	4.943	29.236	.911 1.341 1	H2-1
1123	M1307	L2 1/2x2 1/2...	.046	4.1...	6	.002	0	y	2	4.943	29.236	.911 1.341 1	H2-1
1124	M1308	L2 1/2x2 1/2...	.046	4.1...	2	.002	0	y	14	4.943	29.236	.911 1.341 1	H2-1
1125	M1309	L2 1/2x2 1/2...	.046	4.1...	14	.002	0	y	2	4.943	29.236	.911 1.341 1	H2-1
1126	M697	2L3x3x1/4x3/8	.131	6.9...	23	.006	0	y	25	21.633	93.312	7.501 4.982 1	H1-1b
1127	M707	2L3x3x1/4x3/8	.131	6.9...	23	.006	0	y	21	21.633	93.312	7.501 4.982 1	H1-1b
1128	M718	2L3x3x1/4x3/8	.131	6.9...	21	.006	0	y	23	21.633	93.312	7.501 4.982 1	H1-1b



Envelope AISC 14th(360-10): LRFD Steel Code Checks (Continued)

Member	Shape	Code Check	Lo...	LC	She...	Lo.....	LC	phi*Pnc...	phi*Pnt [k]	phi*M...	phi*M.....	Eqn	
1129	M728	2L3x3x1/4x3/8	.130	6.9...	21	.006	0	y	19	21.633	93.312	7.501 4.982 1	H1-1b
1130	M739	2L3x3x1/4x3/8	.130	6.9...	19	.006	0	y	21	21.633	93.312	7.501 4.982 1	H1-1b
1131	M749	2L3x3x1/4x3/8	.130	6.9...	19	.006	0	y	25	21.633	93.312	7.501 4.982 1	H1-1b
1132	M760	2L3x3x1/4x3/8	.130	6.9...	25	.006	0	y	19	21.633	93.312	7.501 4.982 1	H1-1b
1133	M770	2L3x3x1/4x3/8	.131	6.9...	25	.006	0	y	23	21.633	93.312	7.501 4.982 1	H1-1b
1134	M16	L2 1/2x2 1/2...	.486	4.1...	22	.010	0	y	22	5.245	29.236	.911 1.359 1	H2-1
1135	M19	L2 1/2x2 1/2...	.483	4.1...	24	.010	0	y	24	5.245	29.236	.911 1.359 1	H2-1
1136	M23	L2 1/2x2 1/2...	.420	4.1...	19	.010	0	y	20	5.245	29.236	.911 1.359 1	H2-1
1137	M26	L2 1/2x2 1/2...	.380	4.1...	23	.010	0	y	22	5.245	29.236	.911 1.359 1	H2-1
1138	M30	L2 1/2x2 1/2...	.446	4.1...	26	.010	0	y	26	5.245	29.236	.911 1.359 1	H2-1
1139	M33	L2 1/2x2 1/2...	.447	4.1...	20	.010	0	y	20	5.245	29.236	.911 1.359 1	H2-1
1140	M37	L2 1/2x2 1/2...	.382	4.1...	23	.010	0	y	24	5.245	29.236	.911 1.359 1	H2-1
1141	M40	L2 1/2x2 1/2...	.422	4.1...	19	.010	0	y	26	5.245	29.236	.911 1.359 1	H2-1
1142	M52	L3x3x3/16	.013	0	25	.004	0	y	19	23.838	35.316	.509 2.515 1	H2-1
1143	M60	L3x3x3/16	.013	0	21	.004	4.1...	y	19	23.838	35.316	.509 2.515 1	H2-1
1144	M68	L3x3x3/16	.013	0	25	.004	0	y	25	23.838	35.316	.509 2.515 1	H2-1
1145	M76	L3x3x3/16	.012	0	21	.004	4.1...	y	25	23.838	35.316	.509 2.515 1	H2-1
1146	M84	L3x3x3/16	.012	0	25	.004	0	y	24	23.838	35.316	.509 2.515 1	H2-1
1147	M92	L3x3x3/16	.012	0	21	.004	4.1...	y	23	23.838	35.316	.509 2.515 1	H2-1
1148	M100	L3x3x3/16	.012	0	25	.004	0	y	21	23.838	35.316	.509 2.515 1	H2-1
1149	M108	L3x3x3/16	.013	0	21	.004	4.1...	y	21	23.838	35.316	.509 2.515 1	H2-1
1150	M125	L3x3x3/16	.028	0	24	.004	0	y	25	23.838	35.316	.509 2.515 1	H2-1
1151	M133	L3x3x3/16	.029	0	22	.004	4.1...	y	21	23.838	35.316	.509 2.515 1	H2-1
1152	M142	L3x3x3/16	.029	0	23	.004	0	y	25	23.838	35.316	.509 2.515 1	H2-1
1153	M150	L3x3x3/16	.026	0	20	.004	0	y	26	23.838	35.316	.509 2.515 1	H2-1
1154	M159	L3x3x3/16	.024	0	20	.004	0	y	24	23.838	35.316	.509 2.515 1	H2-1
1155	M167	L3x3x3/16	.023	0	26	.004	4.1...	y	21	23.838	35.316	.509 2.515 1	H2-1
1156	M176	L3x3x3/16	.025	0	26	.004	0	y	23	23.838	35.316	.509 2.515 1	H2-1
1157	M184	L3x3x3/16	.028	0	23	.004	4.1...	y	21	23.838	35.316	.509 2.515 1	H2-1
1158	M206	L3x3x3/16	.041	0	24	.005	0	y	26	23.874	35.316	.509 2.517 1	H2-1
1159	M214	L3x3x3/16	.041	0	22	.004	4.1...	y	20	23.874	35.316	.509 2.517 1	H2-1
1160	M223	L3x3x3/16	.042	0	22	.004	0	y	24	23.874	35.316	.509 2.517 1	H2-1
1161	M231	L3x3x3/16	.036	0	20	.005	4.1...	y	26	23.874	35.316	.509 2.517 1	H2-1
1162	M240	L3x3x3/16	.034	0	20	.005	0	y	23	23.874	35.316	.509 2.517 1	H2-1
1163	M248	L3x3x3/16	.034	0	26	.004	4.1...	y	23	23.874	35.316	.509 2.517 1	H2-1
1164	M257	L3x3x3/16	.034	0	26	.004	0	y	21	23.874	35.316	.509 2.517 1	H2-1
1165	M265	L3x3x3/16	.039	0	24	.005	4.1...	y	21	23.874	35.316	.509 2.517 1	H2-1
1166	M287	L3x3x3/16	.061	0	24	.004	0	y	26	24.128	35.316	.509 2.528 1	H2-1
1167	M295	L3x3x3/16	.062	0	22	.004	4.1...	y	20	24.128	35.316	.509 2.528 1	H2-1
1168	M304	L3x3x3/16	.062	0	22	.004	0	y	25	24.128	35.316	.509 2.528 1	H2-1
1169	M312	L3x3x3/16	.055	0	4	.004	4.1...	y	26	24.128	35.316	.509 2.528 1	H2-1
1170	M321	L3x3x3/16	.051	0	4	.004	0	y	24	24.128	35.316	.509 2.528 1	H2-1
1171	M329	L3x3x3/16	.050	0	16	.004	4.1...	y	23	24.128	35.316	.509 2.528 1	H2-1
1172	M338	L3x3x3/16	.055	0	16	.004	0	y	21	24.128	35.316	.509 2.528 1	H2-1
1173	M346	L3x3x3/16	.061	0	24	.004	4.1...	y	21	24.128	35.316	.509 2.528 1	H2-1
1174	M368	L3x3x3/16	.072	0	23	.004	0	y	26	24.164	35.316	.509 2.529 1	H2-1
1175	M376	L3x3x3/16	.073	0	23	.004	4.1...	y	20	24.164	35.316	.509 2.529 1	H2-1
1176	M385	L3x3x3/16	.072	0	22	.004	0	y	24	24.164	35.316	.509 2.529 1	H2-1
1177	M393	L3x3x3/16	.065	0	4	.004	4.1...	y	26	24.164	35.316	.509 2.529 1	H2-1
1178	M402	L3x3x3/16	.066	0	2	.004	0	y	23	24.164	35.316	.509 2.529 1	H2-1
1179	M410	L3x3x3/16	.065	0	2	.004	4.1...	y	23	24.164	35.316	.509 2.529 1	H2-1
1180	M419	L3x3x3/16	.064	0	16	.004	0	y	20	24.164	35.316	.509 2.529 1	H2-1
1181	M427	L3x3x3/16	.071	0	24	.004	4.1...	y	21	24.164	35.316	.509 2.529 1	H2-1
1182	M449	L3x3x3/16	.090	0	10	.004	0	y	26	24.416	35.316	.509 2.541 1	H2-1
1183	M457	L3x3x3/16	.092	0	10	.004	4.1...	y	20	24.416	35.316	.509 2.541 1	H2-1
1184	M466	L3x3x3/16	.088	0	6	.004	0	y	25	24.416	35.316	.509 2.541 1	H2-1
1185	M474	L3x3x3/16	.082	0	6	.004	0	y	26	24.416	35.316	.509 2.541 1	H2-1

Envelope AISC 14th(360-10): LRFD Steel Code Checks (Continued)

Member	Shape	Code Check	Lo...	LC	She...	Lo.....	LC	phi*Pnc...	phi*Pnt [k]	phi*M...	phi*M.....	Egn			
1186	M483	L3x3x3/16	.089	0	2	.004	0	y	24	24.416	35.316	.509	2.541	1	H2-1
1187	M491	L3x3x3/16	.088	0	2	.004	4.1...	y	22	24.416	35.316	.509	2.541	1	H2-1
1188	M500	L3x3x3/16	.082	0	14	.004	0	y	21	24.416	35.316	.509	2.541	1	H2-1
1189	M508	L3x3x3/16	.086	0	14	.004	4.1...	y	21	24.416	35.316	.509	2.541	1	H2-1
1190	M530	L3x3x3/16	.117	0	12	.004	0	y	26	24.452	35.316	.509	2.542	1	H2-1
1191	M538	L3x3x3/16	.120	0	8	.004	4.1...	y	20	24.452	35.316	.509	2.542	1	H2-1
1192	M547	L3x3x3/16	.122	0	8	.004	0	y	25	24.452	35.316	.509	2.542	1	H2-1
1193	M555	L3x3x3/16	.114	0	4	.004	0	y	26	24.452	35.316	.509	2.542	1	H2-1
1194	M564	L3x3x3/16	.118	0	4	.004	0	y	24	24.452	35.316	.509	2.542	1	H2-1
1195	M572	L3x3x3/16	.118	0	16	.004	4.1...	y	22	24.452	35.316	.509	2.542	1	H2-1
1196	M581	L3x3x3/16	.114	0	16	.004	0	y	21	24.452	35.316	.509	2.542	1	H2-1
1197	M589	L3x3x3/16	.118	0	12	.004	4.1...	y	21	24.452	35.316	.509	2.542	1	H2-1
1198	M611	L3x3x3/16	.159	0	10	.004	0	y	19	24.488	35.316	.509	2.544	1	H2-1
1199	M619	L3x3x3/16	.159	0	10	.004	4.1...	y	20	24.488	35.316	.509	2.544	1	H2-1
1200	M628	L3x3x3/16	.143	0	8	.004	0	y	25	24.488	35.316	.509	2.544	1	H2-1
1201	M636	L3x3x3/16	.135	0	4	.004	4.1...	y	25	24.488	35.316	.509	2.544	1	H2-1
1202	M645	L3x3x3/16	.156	0	2	.004	0	y	24	24.488	35.316	.509	2.544	1	H2-1
1203	M653	L3x3x3/16	.156	0	2	.004	4.1...	y	22	24.488	35.316	.509	2.544	1	H2-1
1204	M662	L3x3x3/16	.135	0	16	.004	0	y	22	24.488	35.316	.509	2.544	1	H2-1
1205	M670	L3x3x3/16	.142	0	12	.004	4.1...	y	20	24.488	35.316	.509	2.544	1	H2-1
1206	M692	L3x3x3/16	.067	0	5	.005	5.5...	y	22	19.552	35.316	.509	2.349	1	H2-1
1207	M702	L3x3x3/16	.066	0	17	.005	5.5...	y	22	19.552	35.316	.509	2.349	1	H2-1
1208	M713	L3x3x3/16	.039	0	17	.005	0	y	22	19.552	35.316	.509	2.349	1	H2-1
1209	M723	L3x3x3/16	.043	0	13	.005	5.5...	y	22	19.552	35.316	.509	2.349	1	H2-1
1210	M734	L3x3x3/16	.068	0	13	.005	5.5...	y	26	19.552	35.316	.509	2.349	1	H2-1
1211	M744	L3x3x3/16	.069	0	9	.005	5.5...	y	20	19.552	35.316	.509	2.349	1	H2-1
1212	M755	L3x3x3/16	.043	0	9	.005	5.5...	y	24	19.552	35.316	.509	2.349	1	H2-1
1213	M765	L3x3x3/16	.039	0	5	.005	5.5...	y	26	19.552	35.316	.509	2.349	1	H2-1
1214	M5	2L3x4x5/16x...	.283	12....	21	.008	12....	y	25	33.033	135.432	15.999	3.964	1	H1-1b
1215	M6	2L3x4x5/16x...	.282	12....	26	.008	12....	y	23	33.033	135.432	15.999	3.964	1	H1-1b
1216	M7	2L3x4x5/16x...	.282	12....	25	.008	12....	y	25	33.033	135.432	15.999	3.964	1	H1-1b
1217	M8	2L3x4x5/16x...	.282	12....	20	.008	12....	y	23	33.033	135.432	15.999	3.964	1	H1-1b

Envelope Joint Reactions

Joint	X [k]	LC	Y [k]	LC	Z [k]	LC	MX [k-ft]	LC	MY [k-ft]	LC	MZ [k-ft]	LC		
1	N441	max	42.465	12	486.6	12	34.951	3	0	34	.484	16	0	34
2		min	-35.188	5	-358.842	5	-39.369	10	0	1	-.435	9	0	1
3	N442	max	35.366	17	490.15	8	34.743	3	0	34	.434	13	0	34
4		min	-42.641	8	-359.527	17	-39.234	10	0	1	-.485	4	0	1
5	N443	max	30.63	13	481.522	4	39.202	2	0	34	.269	8	0	34
6		min	-37.479	4	-360.522	13	-34.712	11	0	1	-.223	17	0	1
7	N444	max	37.546	16	481.914	16	39.402	2	0	34	.224	5	0	34
8		min	-30.695	9	-363.931	9	-34.982	11	0	1	-.269	12	0	1
9	Totals:	max	129.375	15	598.468	26	147.026	3						
10		min	-129.375	6	213.022	3	-147.026	10						

Built-Up Double Channels ,
 EC 1 (ASC 13th Edition, pg.16.1-37)

2019786.27

Code	TMA-222-G
Number of Sections	9
Max Capacity	105%

Section	Existing Member			Modification			Built-Up Member						Member Analysis																
	Member Type	Area (in ²)	I _x (in ⁴)	r _x (in)	r _y (in)	Ka/r _x	Mod Type	Area (in ²)	I _x (in ⁴)	r _x (in)	r _y (in)	Ka/r _x	Connection Type	I _x (in ⁴)	L _x (in)	a (in)	h (in)	Area (in ²)	r _{xx} (in)	r _{yy} (in)	r _{xy} (in)	α (in)	(K/L) _{xx}	(K/L) _{yy}	Design met?	(K/L) _{min}	(K/L) _{max}	(K/L) _r	
T1	Inner Supp	6.08	3.860	0.797	0.797	30.12	C12x20.7	6.08	3.860	0.797	0.797	30.12	bolted	17.25	216.37	24	1.771	12.160	1.191	181.64	0.797	0.797	1.11	184.12	136.23	30.12	Yes	271.56	184.12
T2	Horz	5.87	2.800	0.691	0.691	34.75	C10x20	5.87	2.800	0.691	0.691	34.75	bolted	12.99	201	24	1.587	11.740	1.052	191.07	0.691	0.691	1.15	194.20	143.30	34.75	Yes	291.03	194.20
T3	Inner Supp	6.08	3.860	0.797	0.797	30.12	C12x20.7	6.08	3.860	0.797	0.797	30.12	bolted	17.25	216.37	24	1.771	12.160	1.191	119.31	0.797	0.797	1.11	123.06	89.49	30.12	Yes	178.38	123.06
T4	Inner Supp	6.08	3.860	0.797	0.797	30.12	C12x20.7	6.08	3.860	0.797	0.797	30.12	bolted	17.25	216.37	24	1.771	12.160	1.191	119.31	0.797	0.797	1.11	123.06	89.49	30.12	Yes	178.38	123.06
T5	Inner Sq	2.13	0.425	0.447	0.447	53.73	C&K7.2	2.13	0.425	0.447	0.447	53.73	bolted	2.63	71.06	24	1.293	4.260	0.786	90.43	0.447	0.447	1.45	105.19	67.83	53.73	Yes	159.09	105.19
T6	Inner Corner	2.13	0.425	0.447	0.447	53.73	C&K7.2	2.13	0.425	0.447	0.447	53.73	bolted	2.63	71.06	24	1.293	4.260	0.786	90.43	0.447	0.447	1.45	105.19	67.83	53.73	Yes	159.09	105.19
T7	Inner Ladder	2.13	0.425	0.447	0.447	53.73	C&K7.2	2.13	0.425	0.447	0.447	53.73	bolted	2.63	71.06	24	1.293	4.260	0.786	90.43	0.447	0.447	1.45	105.19	67.83	53.73	No	116.93	116.93
T8	Inner T/I	2.13	0.425	0.447	0.447	53.73	C&K7.2	2.13	0.425	0.447	0.447	53.73	bolted	2.63	71.06	24	1.293	4.260	0.786	90.43	0.447	0.447	1.45	105.19	67.83	53.73	Yes	228.99	138.72
T9	Inner Brace	2.13	0.425	0.447	0.447	53.73	C&K7.2	2.13	0.425	0.447	0.447	53.73	bolted	2.63	71.06	24	1.293	4.260	0.786	90.43	0.447	0.447	1.45	105.19	67.83	53.73	No	112.49	112.49

Section	Existing Member			Modification			Built-Up Member						Member Analysis																
	Member Type	Area (in ²)	I _x (in ⁴)	r _x (in)	r _y (in)	Ka/r _x	Mod Type	Area (in ²)	I _x (in ⁴)	r _x (in)	r _y (in)	Ka/r _x	Connection Type	I _x (in ⁴)	L _x (in)	a (in)	h (in)	Area (in ²)	r _{xx} (in)	r _{yy} (in)	r _{xy} (in)	α (in)	(K/L) _{xx}	(K/L) _{yy}	Design met?	(K/L) _{min}	(K/L) _{max}	(K/L) _r	
T1	Inner Supp	6.08	129.000	4.606	0.797	5.31	C12x20.7	6.08	129.000	4.606	0.797	5.31	bolted	258.00	216.37	24	0.000	12.1600	4.606	46.97	0.797	4.606	0.00	55.80	35.23	30.12	Yes	46.97	55.80
T2	Horz	5.87	78.900	3.666	0.691	6.55	C10x20	5.87	78.900	3.666	0.691	6.55	bolted	157.80	100.5	24	0.000	11.7400	3.666	27.41	0.691	3.666	0.00	44.26	20.56	34.75	No	27.41	27.41
T3	Inner Supp	6.08	129.000	4.606	0.797	5.31	C12x20.7	6.08	129.000	4.606	0.797	5.31	bolted	258.00	216.37	24	0.000	12.1600	4.606	30.86	0.797	4.606	0.00	43.12	23.14	30.12	No	30.86	30.86
T4	Inner Sq	2.13	4.580	1.466	0.447	16.37	C&K7.2	2.13	4.580	1.466	0.447	16.37	bolted	9.16	143.13	24	0.000	4.2600	1.466	96.93	0.447	1.466	0.00	110.82	77.69	53.73	Yes	96.93	110.82
T5	Inner Corner	2.13	4.580	1.466	0.447	16.37	C&K7.2	2.13	4.580	1.466	0.447	16.37	bolted	9.16	143.13	24	0.000	4.2600	1.466	96.93	0.447	1.466	0.00	110.82	77.69	53.73	Yes	96.93	110.82
T6	Inner Ladder	2.13	4.580	1.466	0.447	16.37	C&K7.2	2.13	4.580	1.466	0.447	16.37	bolted	9.16	143.13	24	0.000	4.2600	1.466	96.93	0.447	1.466	0.00	110.82	77.69	53.73	No	71.24	71.24
T7	Inner T/I	2.13	4.580	1.466	0.447	16.37	C&K7.2	2.13	4.580	1.466	0.447	16.37	bolted	9.16	143.13	24	0.000	4.2600	1.466	96.93	0.447	1.466	0.00	110.82	77.69	53.73	No	68.54	68.54
T8	Inner Brace	2.13	4.580	1.466	0.447	16.37	C&K7.2	2.13	4.580	1.466	0.447	16.37	bolted	9.16	143.13	24	0.000	4.2600	1.466	96.93	0.447	1.466	0.00	110.82	77.69	53.73	No	68.54	68.54

Section	Member Summary			Compression Analysis			Tension Analysis						
	Member	Original Member	Modification	k	P _c (k)	φP _n (k)	Rating	U	A _n (in ²)	φP _n (k)	Rating		
T1	Inner Supp	C12x20.7	C12x20.7	1.19	2.57	81.03	3.2%	67.26	27.69	1.00	22.69	787.97	7.9%
T2	Horz	C10x20	C10x20	1.02	3.07	17.58	17.4%	4.69	11.03	1.00	11.03	360.38	1.2%
T3	Inner Supp	C12x20.7	C12x20.7	1.03	0.29	44.38	0.6%	1.26	11.35	1.00	11.35	393.98	0.3%
T4	Inner Sq	C&K7.2	C&K7.2	1.16	0.14	72.30	0.2%	0.70	7.56	1.00	7.56	138.02	0.5%
T5	Inner Corner	C&K7.2	C&K7.2	1.08	1.05	44.40	2.4%	-0.17	7.56	1.00	7.56	138.02	-0.1%
T6	Inner Ladder	C&K7.2	C&K7.2	1.16	0.90	72.30	0.0%	0.00	7.56	1.00	7.56	138.02	0.0%
T7	Inner T/I	C&K7.2	C&K7.2	1.08	0.89	16.80	5.3%	0.10	3.78	1.00	3.78	138.02	0.1%
T8	Inner Brace	C&K7.2	C&K7.2	1.08	0.00	12.50	0.0%	0.32	3.78	1.00	3.78	138.02	0.2%
T9	Inner Brace	C&K7.2	C&K7.2	1.76	0.60	17.72	3.4%	0.07	3.78	1.00	3.78	138.02	0.1%

Bolt Checks


Section #	Elevation	Component Type	Bolt Grade	Bolt Size (in)	# of Bolts	Maximum Load (k)	Maximum Load per Bolt (k)	Allowable Load per Bolt (k)	Ratio	Allowable Ratio	% Capacity	Criteria
T1	250	Leg	A307	0.75	12	19.215	1.601	14.91	0.107	1.000	10.7%	Bolt Tension
		Leg Outer	A307	0.75	3	2.612	0.871	8.836	0.099	1.000	9.9%	Bolt Shear
		Top Girt	A307	0.75	2	13.518	6.759	17.892	0.378	1.000	37.8%	Bolt Shear
		Diagonal	A307	0.75	2	6.326	3.163	17.892	0.177	1.000	17.7%	Bolt Shear
		Diagonal Outer	A307	0.75	2	2.126	1.063	17.892	0.059	1.000	5.9%	Bolt Shear
		Horizontal Outer	A307	0.75	6	42.892	7.149	17.892	0.400	1.000	40.0%	Bolt DS
T2	237.5	Inner Supp	A307	0.75	6	62.237	10.373	17.892	0.580	1.000	58.0%	Bolt DS
		Leg	A307	0.75	16	25.901	3.238	17.892	0.181	1.000	18.1%	Bolt DS
		Diagonal	A307	0.75	4	15.978	3.994	17.892	0.223	1.000	22.3%	Bolt Shear
T3	212.5	Horizontal	A307	0.75	4	4.627	1.157	17.892	0.065	1.000	6.5%	Bolt DS
		Leg	A307	0.75	16	52.509	6.564	17.892	0.367	1.000	36.7%	Bolt DS
		Horizontal	A307	0.75	3	12.104	4.035	17.892	0.225	1.000	22.5%	Bolt Shear
T4	187.5	Diagonal	A307	0.75	4	21.791	5.448	17.892	0.304	1.000	30.4%	Bolt Shear
		Inner Corner	A307	0.75	2	3.744	1.872	16.114	0.116	1.000	11.6%	Member Block Shear
		Leg	A307	0.75	22	71.324	6.484	17.892	0.362	1.000	36.2%	Bolt DS
		Horizontal	A307	0.75	3	14.401	4.8	17.892	0.268	1.000	26.8%	Bolt Shear
		Diagonal	A307	0.75	5	28.69	5.738	17.892	0.321	1.000	32.1%	Bolt Shear
T5	162.5	Inner Corner	A307	0.75	2	3.579	1.79	16.114	0.111	1.000	11.1%	Member Block Shear
		Leg	A307	1	22	103.03	9.366	30.963	0.303	1.000	30.3%	Bolt DS
		Horizontal	A307	0.75	3	17.692	5.897	17.892	0.330	1.000	33.0%	Bolt Shear
		Diagonal	A307	0.75	5	35.563	7.113	17.892	0.398	1.000	39.8%	Bolt Shear
		Redundant Horizontal	A307	0.75	2	2.199	1.1	8.567	0.128	1.000	12.8%	Member Block Shear
		Redundant Diagonal	A307	0.75	2	1.925	0.962	8.567	0.112	1.000	11.2%	Member Block Shear
		Inner Square	A307	0.75	2	3.792	1.896	16.114	0.118	1.000	11.8%	Member Block Shear
		Inner Corner	A307	0.75	2	4.346	2.173	16.114	0.135	1.000	13.5%	Member Block Shear
T6	137.5	Leg	A307	1	24	146.592	12.216	31.809	0.384	1.000	38.4%	Bolt DS
		Horizontal	A307	0.75	3	21.299	7.1	17.892	0.397	1.000	39.7%	Bolt Shear
		Diagonal	A307	0.75	4	42.053	10.513	17.892	0.588	1.000	58.8%	Bolt Shear
		Redundant Horizontal	A307	0.75	2	2.588	1.294	8.567	0.151	1.000	15.1%	Member Block Shear
		Redundant Diagonal	A307	0.75	2	2.346	1.173	8.567	0.137	1.000	13.7%	Member Block Shear
		Inner Square	A307	0.75	2	3.919	1.96	16.114	0.122	1.000	12.2%	Member Block Shear
		Inner Corner	A307	0.75	2	4.401	2.2	16.114	0.137	1.000	13.7%	Member Block Shear
		Leg	A307	1	24	198.238	16.52	31.809	0.519	1.000	51.9%	Bolt DS
T7	112.5	Horizontal	A307	0.75	4	24.542	6.136	17.892	0.343	1.000	34.3%	Bolt Shear
		Diagonal	A307	0.75	4	48.206	12.052	17.892	0.674	1.000	67.4%	Bolt Shear
		Redundant Horizontal	A307	0.75	2	3.23	1.615	8.567	0.189	1.000	18.9%	Member Block Shear
		Redundant Diagonal	A307	0.75	2	2.953	1.476	8.567	0.172	1.000	17.2%	Member Block Shear
		Inner Square	A307	0.75	2	3.93	1.965	16.114	0.122	1.000	12.2%	Member Block Shear
		Inner Corner	A307	0.75	2	4.402	2.201	16.114	0.137	1.000	13.7%	Member Block Shear
		Leg	A307	1	24	257.43	21.452	31.809	0.674	1.000	67.4%	Bolt DS
		Horizontal	A307	0.75	4	28.185	7.046	17.892	0.394	1.000	39.4%	Bolt Shear
T8	87.5	Diagonal	A307	0.75	5	56.178	11.236	17.892	0.628	1.000	62.8%	Bolt Shear
		Redundant Horizontal	A307	0.75	2	4.267	2.134	8.567	0.249	1.000	24.9%	Member Block Shear
		Redundant Diagonal	A307	0.75	2	3.973	1.986	8.567	0.232	1.000	23.2%	Member Block Shear
		Inner Square	A307	0.75	2	4.471	2.236	16.114	0.139	1.000	13.9%	Member Block Shear
		Inner Corner	A307	0.75	2	4.993	2.496	16.114	0.155	1.000	15.5%	Member Block Shear
		Leg	A307	1	32	324.786	20.299	31.809	0.638	1.000	63.8%	Bolt DS
T9	62.5	Horizontal	A307	0.75	4	30.971	7.743	17.892	0.433	1.000	43.3%	Bolt Shear
		Diagonal	A307	0.75	6	61.397	10.233	17.892	0.572	1.000	57.2%	Bolt Shear
		Redundant Horizontal	A307	0.75	2	5.624	2.812	8.567	0.328	1.000	32.8%	Member Block Shear
		Redundant Diagonal	A307	0.75	2	5.206	2.603	8.567	0.304	1.000	30.4%	Member Block Shear
		Inner Square	A307	0.75	2	4.873	2.436	16.114	0.151	1.000	15.1%	Member Block Shear
		Inner Corner	A307	0.75	2	5.441	2.72	16.114	0.169	1.000	16.9%	Member Block Shear
T10	37.5	Leg	A307	1	40	398.639	19.932	31.809	0.627	1.000	62.7%	Bolt DS
		Horizontal	A307	0.75	4	30.086	7.522	17.892	0.420	1.000	42.0%	Bolt Shear
		Diagonal	A307	0.75	8	77.785	9.723	17.892	0.543	1.000	54.3%	Bolt Shear
		Redundant Horizontal	A307	0.75	2	1.912	0.956	8.567	0.112	1.000	11.2%	Member Block Shear
		Redundant Diagonal 0	A307	0.75	2	10.901	5.45	8.946	0.609	1.000	60.9%	Bolt Shear
Redundant Horizontal 0	A307	0.75	2	8.701	4.35	8.057	0.540	1.000	54.0%	Member Block Shear		

Maximum Capacity	67.4%
------------------	-------

APPENDIX C

Tower Elevation Drawing

DESIGNED APPURTENANCE LOADING




TYPE	ELEVATION	TYPE	ELEVATION
4' Lightning Rod	265	B5/B13 RRH-BR04C	252
Flash Beacon	263	B5/B13 RRH-BR04C	252
13' I-Beam Mast Mount	256.5	B5/B13 RRH-BR04C	252
Tower Top Platform	252	B2B66A RRH PCS+AWS	252
2' Standoff - Round (GPD)	252	B2B66A RRH PCS+AWS	252
2' Standoff - Round (GPD)	252	B2B66A RRH PCS+AWS	252
2' Standoff - Round (GPD)	252	BSAMNT-SBS-2-2	252
AM-X-CD-16-65-00T-RET w/ 6' Mount Pipe	252	BSAMNT-SBS-2-2	252
AM-X-CD-16-65-00T-RET w/ 6' Mount Pipe	252	BSAMNT-SBS-2-2	252
SBNH-1D6565C w/ Mount Pipe	252	DB-T1-6Z-8AB-0Z	252
HPA-65R-BUU-H8 w/ Mount Pipe	252	DB-T1-6Z-8AB-0Z	252
HPA-65R-BUU-H8 w/ Mount Pipe	252	DB-T1-6Z-8AB-0Z	252
HPA-65R-BUU-H8 w/ Mount Pipe	252	DB-T1-6Z-8AB-0Z	252
80010966 w/ Mount Pipe	252	(2) CWMW	252
80010965 w/ Mount Pipe	252	L2x2x1/4x5'	252
80010965 w/ Mount Pipe	252	Platform	239.5
DTMABP7819VG12A	252	10' x 2.5" Pipe	225.6
DTMABP7819VG12A	252	10' x 2.5" Pipe	225.6
DTMABP7819VG12A	252	(2) DB980H65E-M w/ 20' Mount Pipe	225.6
RRUS 11	252	(2) DB980H65E-M w/ 20' Mount Pipe	225.6
RRUS 11	252	(2) DB980H65E-M w/ 10' Mount Pipe	225.6
RRUS 11	252	14' Sector Frame	210
RRUS 32 B2	252	14' Sector Frame	210
RRUS 32 B2	252	(3) DB844H90E-XY w/Mount Pipe	210
RRUS 32 B2	252	(3) DB844H90E-XY w/Mount Pipe	210
RRUS 32	252	14' Sector Frame	210
RRUS 32	252	14' Sector Frame	210
RRUS 32	252	AIR21 B4A/B2P w/ mount pipe	210
RRUS 32	252	AIR21 B4A/B2P w/ mount pipe	210
RRUS 4478 B14	252	KRC 118 048/1 B4A/B12P-B8P w/ Mount Pipe	210
RRUS 4478 B14	252	KRC 118 048/1 B4A/B12P-B8P w/ Mount Pipe	210
(2) DC6-48-60-18-8F Surge Suppression Unit	252	RRUS 11 B12	210
(2) DC6-48-60-18-8F Surge Suppression Unit	252	RRUS 11 B12	210
(2) DC6-48-60-18-8F Surge Suppression Unit	252	RRUS 11 B2	210
GPS	252	RRUS 11 B2	210
4' Standoff	252	26"x 26" Flat Panel	210
4' Standoff	252	14' Sector Frame	198
4' Standoff	252	(3) DB844H90E-XY w/Mount Pipe	198
4' Standoff	252	5' Standoff	190
JAHH-65B-R3B w/ Mount Pipe	252	PG1-NOF-0091	190
JAHH-65B-R3B w/ Mount Pipe	252	PG1-NOF-0091	190
JAHH-65B-R3B w/ Mount Pipe	252	PG1-NOF-0091	190
JAHH-65B-R3B w/ Mount Pipe	252	PG1-NOF-0091	190
JAHH-65B-R3B w/ Mount Pipe	252	PG1-NOF-0091	171
JAHH-65B-R3B w/ Mount Pipe	252	PG1-DOF-0093	171
LPA-80063/6CF w/ Mount Pipe	252	Catwalk	139.5
LPA-80063/6CF w/ Mount Pipe	252	WL14-69/S	85
LPA-80063/6CF w/ Mount Pipe	252	WL14-69/S	85
LPA-80063/6CF w/ Mount Pipe	252	WL14-69/S	85
LPA-80063/6CF w/ Mount Pipe	252	WL14-69/S	85
LPA-80080/6CF w/ Mount Pipe	252	WL14-69/S	85
LPA-80080/6CF w/ Mount Pipe	252	WL7-13	85
FD9R6004/2C-3L	252	2.5' Box Mount	37
FD9R6004/2C-3L	252	Camera	37
FD9R6004/2C-3L	252	3' Side Arm	36.5
		GPS	36.5
		Platform	21
		(2) Junction Box (40"x14"x9")	21
		RRU (28" x 15.5" x 10")	21


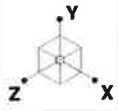
MATERIAL STRENGTH

GRADE	Fy	Fu	GRADE	Fy	Fu
A36	36 ksi	58 ksi			

TOWER DESIGN NOTES

1. Tower is located in New Haven County, Connecticut.
2. Tower designed for Exposure B to the TIA-222-G Standard.
3. Tower designed for a 97 mph basic wind in accordance with the TIA-222-G Standard.
4. Tower is also designed for a 50 mph basic wind with 0.75 in ice. Ice is considered to increase in thickness with height.
5. Deflections are based upon a 60 mph wind.
6. Tower Structure Class II.
7. Topographic Category 1 with Crest Height of 0.00 ft

 <p>GPD 520 South Main Street Suite 2531 Akron, Ohio 44311 Phone: (555) 555-1234 FAX: (555) 555-1235</p>	<p>Job: Cheshire SW Project: 2019736.27</p>		
	Client: Verizon Wireless	Drawn by: jstokes	App'd:
	Code: TIA-222-G	Date: 05/13/19	Scale: N
	Path:		Dwg No.:



GPD

J. Stokes

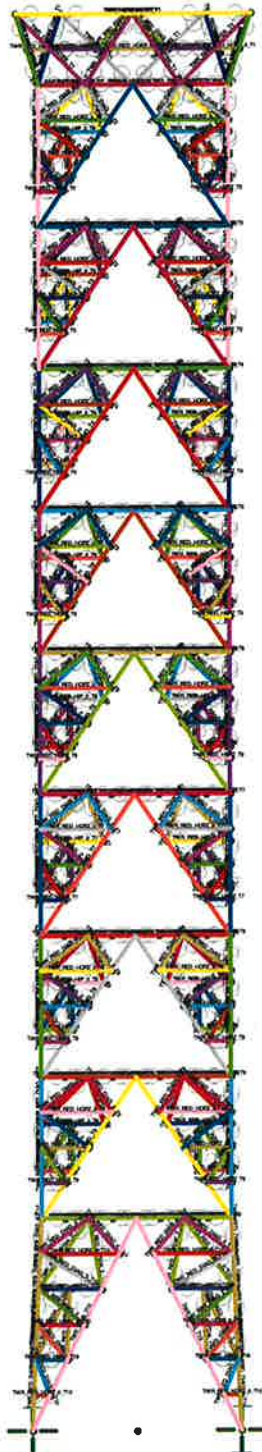
2019736.27

CHESHIRE SW

SK - 1

May 13, 2019 at 7:57 PM

TAG0053.r3d



Section Sets

- TWR_LEG_T1
- TWR_LEG_OUTER_T1
- TWR_TOP_GIRT_T1
- TWR_DIAG_T1
- TWR_DIAG_OUTER_T1
- TWR_RED_HORZ_T1
- TWR_RED_HORZ_2_T1
- TWR_HORZ_OUTER_T1
- TWR_RED_HORZ_3_T1
- TWR_RED_HORZ_4_T1
- TWR_RED_DIAG_T1
- TWR_LEG_T2
- TWR_DIAG_T2
- TWR_RED_HORZ_T2
- TWR_RED_HORZ_2_T2
- TWR_RED_DIAG_T2
- TWR_RED_HORZ_3_T2
- TWR_RED_DIAG_2_T2
- TWR_RED_DIAG_3_T2
- TWR_RED_HIP_T2
- TWR_RED_HIP_2_T2
- TWR_RED_HIPDIA_T2
- TWR_RED_HIPDIA_2_T2
- TWR_INNER_SUPP_T2
- TWR_INNER_SQ_T2
- TWR_INNER_CORNER_T2
- TWR_LEG_T3
- TWR_HORZ_T3
- TWR_DIAG_T3
- TWR_RED_HORZ_T3
- TWR_RED_HORZ_2_T3
- TWR_RED_DIAG_T3
- TWR_RED_HORZ_3_T3
- TWR_RED_DIAG_2_T3
- TWR_RED_DIAG_3_T3
- TWR_RED_HIP_T3
- TWR_RED_HIP_2_T3
- TWR_RED_HIPDIA_T3
- TWR_RED_HIPDIA_2_T3
- TWR_INNER_SUPP_T3
- TWR_INNER_SQ_T3
- TWR_INNER_CORNER_T3
- TWR_INNER_TRL_T3
- TWR_INNER_BRACE_T3
- TWR_INNER_LADDER_T3
- TWR_LEG_T4
- TWR_HORZ_T4
- TWR_DIAG_T4
- TWR_RED_HORZ_T4
- TWR_RED_HORZ_2_T4
- TWR_RED_DIAG_T4
- TWR_RED_HORZ_3_T4
- TWR_RED_DIAG_2_T4
- TWR_RED_DIAG_3_T4
- TWR_RED_HIP_T4
- TWR_RED_HIP_2_T4
- TWR_RED_HIPDIA_T4
- TWR_RED_HIPDIA_2_T4
- TWR_INNER_SUPP_T4
- TWR_INNER_SQ_T4
- TWR_INNER_CORNER_T4
- TWR_INNER_TRL_T4
- TWR_INNER_BRACE_T4
- TWR_INNER_LADDER_T4
- TWR_LEG_T5
- TWR_HORZ_T5
- TWR_DIAG_T5
- TWR_RED_HORZ_T5
- TWR_RED_HORZ_2_T5
- TWR_RED_DIAG_T5
- TWR_RED_HORZ_3_T5
- TWR_RED_DIAG_2_T5
- TWR_RED_DIAG_3_T5
- TWR_RED_HIP_T5
- TWR_RED_HIP_2_T5
- TWR_RED_HIPDIA_T5
- TWR_RED_HIPDIA_2_T5
- TWR_INNER_SUPP_T5
- TWR_INNER_SQ_T5
- TWR_INNER_CORNER_T5
- TWR_INNER_TRL_T5
- TWR_INNER_BRACE_T5
- TWR_INNER_LADDER_T5
- TWR_LEG_T6
- TWR_HORZ_T6
- TWR_DIAG_T6
- TWR_RED_HORZ_T6
- TWR_RED_HORZ_2_T6

More...

GPD
J. Stokes
2019736.27

CHESHIRE SW

SK - 2
May 13, 2019 at 7:57 PM
TAG0053.r3d


Round

Flat

App In Face

App Out Face

Feedline Ladder (Af)



LDF4RN-50A (1/2 FOAM)
(2) 1" Rigid Conduit

Feedline Ladder Af

3/8" Rigid Conduit

Standoff (Af)

(9) LDF7-50A (1-5/8 FOAM)
Feedline Ladder Af

(3) LDF4-50A (1/2 FOAM)
(18) LDF7-50A (1-5/8 FOAM)
(3) LDF7-50A (1-5/8 FOAM)



GPD
520 South Main Street Suite 2531
Akron, Ohio 44311
Phone: (555) 555-1234
FAX: (555) 555-1235

Job:	Cheshire SW		
Project:	2019736.27		
Client:	Verizon Wireless	Drawn by:	jstokes
Code:	TIA-222-G	Date:	05/13/19
Path:		Scale:	N
		Dwg No.:	

T:\AT\proj\20190513\20190513_20190513.dwg

APPENDIX D

Anchor Rod Analysis



Self-Support Anchor Rod Analysis
CHESHIRE SW
2019736.27

General Info	
Code	TIA-222-G
Modified Anchor Rods	No
Clear Distance > d _b	No
Leg Eccentricity	No
Max Capacity	1.05

Anchor Rod Results		
$(P_u + V_u/\eta) =$	49.7	kips
$\phi * R_{nt} = \phi * F_{ub} * A_n =$	145.6	kips
Anchor Rod Stress Ratio =	34.1%	OK

Tower Reactions		
Detail Type =	d	
Eta Factor, $\eta =$	0.50	
Down Load, P _u =	490.15	kips
Down Load Shear, V _u =	53.16	kips
Uplift, P _u =	363.93	kips
Uplift Shear, V _u =	44.31	kips

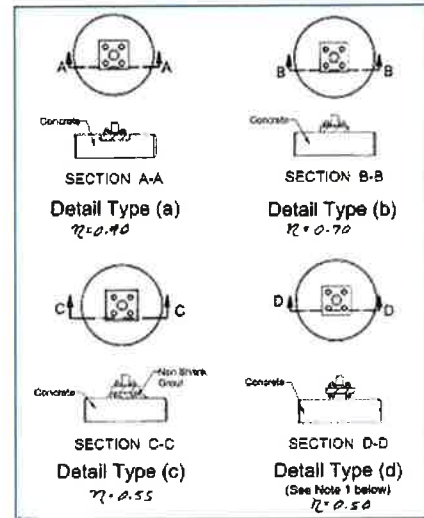


Figure 4-4 of TIA-222-G

Anchor Rods		
Number of Anchor Rods, N =	12	
Anchor Rod Grade =	C-1015	
Anchor Rod Diameter, d _a =	2.25	in
Bolt Circle, BC =	34	in
Yield, F _y =	47	ksi
Tensile, F _{ub} =	56	ksi

APPENDIX E

Foundation Pedestal Analysis

Title Block Line 1
 You can change this area
 using the "Settings" menu item
 and then using the "Printing &
 Title Block" selection.
 Title Block Line 6

Project Title: TAG0053 CHESHIRE
 Engineer: Irife
 Project ID: 2018703.48
 Project Descr: Pedestal Analysis

Printed: 13 MAY 2019, 8:01PM

File = T:\ATandT\TAG005-4\182019-1\RE-RUN-1\SAREPO-1\Building Check.ec8
 Software copyright ENERCALC, INC. 1983-2018, Build:10.18.12.13

Concrete Column

Lic. #: KW-06004426

Licensee: GPD ASSOCIATES

Description: Pedestal Analysis

Code References

Calculations per ACI 318-11, IBC 2012, CBC 2013, ASCE 7-10
 Load Combinations Used: IBC 2012

General Information

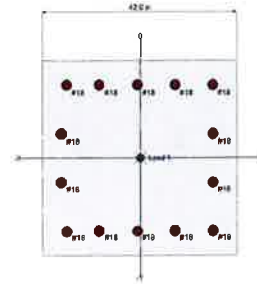
fc: Concrete 28 day strength = 3.0 ksi
 E = 3,122.0 ksi
 Density = 150.0 pcf
 β = 0.850
 fy - Main Rebar = 60.0 ksi
 E - Main Rebar = 29,000.0 ksi
 Allow. Reinforcing Limits *ASTM A615 Bars Used*
 Min. Reinf. = 1.0 %
 Max. Reinf. = 8.0 %

Overall Column Height = 6.20 ft
 End Fixity Top Free, Bottom Fixed
 Brace condition for deflection (buckling) along columns:
 X-X (width) axis:
 Unbraced Length for X-X Axis buckling = 6.20 ft, K = 2.10
 Y-Y (depth) axis:
 Unbraced Length for X-X Axis buckling = 6.20 ft, K = 2.10

Column Cross Section

Column Dimensions: 42.0in Square Column, Column Edge to
 Rebar Edge Cover = 4.125in

Column Reinforcing: 4 - #18 bars @ corners,, 3.0 - #18 bars top &
 bottom between corner bars, 2.0 - #18 bars
 left & right between corner bars



Applied Loads

Entered loads are factored per load combinations specified by user.

Column self weight included: 11,392.5 lbs * Dead Load Factor

AXIAL LOADS . . .

LC8 - Node 442: Axial Load at 6.20 ft above base, D = 62.194, W = 415.517 k

BENDING LOADS . . .

LC8 - Node 442: Lat. Point Load at 6.20 ft creating Mx-x, W = 53.164 k

Lat. Point Load at 6.20 ft creating My-y, W = 30.965 k

DESIGN SUMMARY

Load Combination +1.20D+0.50Lr+0.50L+W+1.60H
 Location of max. above base 6.158 ft

Maximum Stress Ratio 0.177 : 1

Ratio = $(P_u^2 + M_u^2)^{.5} / (\Phi P_n^2 + \Phi M_n^2)^{.5}$

P_u = 503.82 k $\Phi * P_n$ = 2,832.12 k

M_u-x = -329.617 k-ft $\Phi * M_n-x$ = -1,913.88 k-ft

M_u-y = -191.983 k-ft $\Phi * M_n-y$ = 965.85 k-ft

M_u Angle = 30.0 deg

M_u at Angle = 381.451 k-ft ΦM_n at Angle = 2,151.95 k-ft

P_n & M_n values located at P_u - M_u vector intersection with capacity curve

Column Capacities . . .

P_{nmax} : Nominal Max. Compressive Axial Capacity 7,715.40 k

P_{nmin} : Nominal Min. Tension Axial Capacity k

ΦP_n , max: Usable Compressive Axial Capacity 4,012.01 k

ΦP_n , min: Usable Tension Axial Capacity k

Maximum SERVICE Load Reactions . .

Top along Y-Y 0.0 k Bottom along Y-Y 30.965 k

Top along X-X 0.0 k Bottom along X-X 53.164 k

Maximum SERVICE Load Deflections . . .

Along Y-Y 0.008972 in at 6.20 ft above base
 for load combination: W Only

Along X-X 0.005226 in at 6.20 ft above base
 for load combination: W Only

General Section Information ϕ = 0.650 β = 0.850 θ = 0.80

ρ : % Reinforcing 3.175 % Rebar % Ok

Reinforcing Area 56.0 in²

Concrete Area 1,764.0 in²

Title Block Line 1
 You can change this area
 using the "Settings" menu item
 and then using the "Printing &
 Title Block" selection.
 Title Block Line 6

Project Title: TAG0053 CHESHIRE
 Engineer: Irife
 Project ID: 2018703.48
 Project Descr: Pedestal Analysis

Printed: 13 MAY 2019, 8:01PM

Concrete Column

File = T:\ATandT\TAG005-4182019-1\RE-RUN-1\SAREPO-1\Building Check.ec6
 Software copyright ENERCALC, INC. 1983-2018, Build:10.18.12.13

Lic. #: KW-06004426

Licensee: GPD ASSOCIATES

Description: Pedestal Analysis

Governing Load Combination Results

Governing Factored Load Combination	Moment		Dist. from base ft	Axial Load k		Bending Analysis k-ft					Utilization Ratio		
	X-X	Y-Y		Pu	$\phi * Pn$	δx	$\delta x * Mux$	δy	$\delta y * Muy$	Alpha (deg)	δMu	ϕMn	Ratio
+1.40D+1.60H			6.16	103.02	4,012.01					0.000			0.026
+1.20D+0.50Lr+1.60L+1.60H			6.16	88.30	4,012.01					0.000			0.022
+1.20D+1.60L+0.50S+1.60H			6.16	88.30	4,012.01					0.000			0.022
+1.20D+1.60Lr+0.50L+1.60H			6.16	88.30	4,012.01					0.000			0.022
+1.20D+1.60Lr+0.50W+1.60H	Actual	Actual	6.16	296.06	3,092.22	1.000	-164.81	1.000	-95.99	30.000	190.73	1,988.67	0.096
+1.20D+0.50L+1.60S+1.60H			6.16	88.30	4,012.01					0.000			0.022
+1.20D+1.60S+0.50W+1.60H	Actual	Actual	6.16	296.06	3,092.22	1.000	-164.81	1.000	-95.99	30.000	190.73	1,988.67	0.096
+1.20D+0.50Lr+0.50L+W+1.60H	Actual	Actual	6.16	503.82	2,832.12	1.000	-329.62	1.000	-191.98	30.000	381.45	2,151.94	0.177
+1.20D+0.50L+0.50S+W+1.60H	Actual	Actual	6.16	503.82	2,832.12	1.000	-329.62	1.000	-191.98	30.000	381.45	2,151.94	0.177
+1.20D+0.50L+0.70S+E+1.60H			6.16	88.30	4,012.01					0.000			0.022
+0.90D+W+0.90H	Actual	Actual	6.16	481.74	2,774.54	1.000	-329.62	1.000	-191.98	30.000	381.45	2,184.99	0.175
+0.90D+E+0.90H			6.16	66.23	4,012.01					0.000			0.017

Note: Only non-zero reactions are listed.

Maximum Reactions

Load Combination	X-X Axis Reaction		k	Y-Y Axis Reaction		Axial Reaction	My - End Moments		k-ft	Mx - End Moments	
	@ Base	@ Top		@ Base	@ Top		@ Base	@ Top		@ Base	@ Top
+D+H						73.587					
+D+L+H						73.587					
+D+Lr+H						73.587					
+D+S+H						73.587					
+D+0.750Lr+0.750L+H						73.587					
+D+0.750L+0.750S+H						73.587					
+D+0.60W+H	18.579			31.898		322.897	197.770			115.190	
+D+0.70E+H						73.587					
+D+0.750Lr+0.750L+0.450W+H	13.934			23.924		260.569	148.328			86.392	
+D+0.750L+0.750S+0.450W+H	13.934			23.924		260.569	148.328			86.392	
+D+0.750L+0.750S+0.5250E+H						73.587					
+0.60D+0.60W+0.60H	18.579			31.898		293.462	197.770			115.190	
+0.60D+0.70E+0.60H						44.152					
D Only						73.587					
Lr Only											
L Only											
S Only											
W Only	30.965			53.164		415.517	329.617			191.983	
E Only											
H Only											

Note: Only non-zero reactions are listed.

Maximum Moment Reactions

Load Combination	Moment About X-X Axis		k-ft	Moment About Y-Y Axis		k-ft
	@ Base	@ Top		@ Base	@ Top	
+D+H						
+D+L+H						
+D+Lr+H						
+D+S+H						
+D+0.750Lr+0.750L+H						
+D+0.750L+0.750S+H						
+D+0.60W+H	197.770				115.190	
+D+0.70E+H						
+D+0.750Lr+0.750L+0.450W+H	148.328				86.392	
+D+0.750L+0.750S+0.450W+H	148.328				86.392	
+D+0.750L+0.750S+0.5250E+H						
+0.60D+0.60W+0.60H	197.770				115.190	
+0.60D+0.70E+0.60H						
D Only						
Lr Only						
L Only						
S Only						
W Only	329.617				191.983	

Title Block Line 1
 You can change this area
 using the "Settings" menu item
 and then using the "Printing &
 Title Block" selection.
 Title Block Line 6

Project Title: TAG0053 CHESHIRE
 Engineer: Irife
 Project ID: 2018703.48
 Project Descr: Pedestal Analysis

Printed: 13 MAY 2019, 8:01PM

Concrete Column

File = T:\ATandT\TAG005-4\182019-1\IRE-RUN-1\ISAREPO-1\Building Check.ec6
 Software copyright ENERCALC, INC. 1983-2018, Build:10.18.12.13

Lic. #: KW-06004426

Licensee: GPD ASSOCIATES

Description: Pedestal Analysis

Maximum Moment Reactions


Note: Only non-zero reactions are listed.

Load Combination	Moment About X-X Axis		Moment About Y-Y Axis	
	@ Base	@ Top	@ Base	@ Top
E Only				
H Only				

Maximum Deflections for Load Combinations

Load Combination	Max. X-X Deflection		Max. Y-Y Deflection	
	Distance	Distance	Distance	Distance
+D+H	0.0000 in	0.000 ft	0.000 in	0.000 ft
+D+L+H	0.0000 in	0.000 ft	0.000 in	0.000 ft
+D+Lr+H	0.0000 in	0.000 ft	0.000 in	0.000 ft
+D+S+H	0.0000 in	0.000 ft	0.000 in	0.000 ft
+D+0.750Lr+0.750L+H	0.0000 in	0.000 ft	0.000 in	0.000 ft
+D+0.750L+0.750S+H	0.0000 in	0.000 ft	0.000 in	0.000 ft
+D+0.60W+H	0.0031 in	6.200 ft	0.005 in	6.200 ft
+D+0.70E+H	0.0000 in	0.000 ft	0.000 in	0.000 ft
+D+0.750Lr+0.750L+0.450W+H	0.0024 in	6.200 ft	0.004 in	6.200 ft
+D+0.750L+0.750S+0.450W+H	0.0024 in	6.200 ft	0.004 in	6.200 ft
+D+0.750L+0.750S+0.5250E+H	0.0000 in	0.000 ft	0.000 in	0.000 ft
+0.60D+0.60W+0.60H	0.0031 in	6.200 ft	0.005 in	6.200 ft
+0.60D+0.70E+0.60H	0.0000 in	0.000 ft	0.000 in	0.000 ft
D Only	0.0000 in	0.000 ft	0.000 in	0.000 ft
Lr Only	0.0000 in	0.000 ft	0.000 in	0.000 ft
L Only	0.0000 in	0.000 ft	0.000 in	0.000 ft
S Only	0.0000 in	0.000 ft	0.000 in	0.000 ft
W Only	0.0052 in	6.200 ft	0.009 in	6.200 ft
E Only	0.0000 in	0.000 ft	0.000 in	0.000 ft
H Only	0.0000 in	0.000 ft	0.000 in	0.000 ft

Sketches



Interaction Diagrams

Title Block Line 1
You can change this area
using the "Settings" menu item
and then using the "Printing &
Title Block" selection.
Title Block Line 6

Project Title: TAG0053 CHESHIRE
Engineer: Irife
Project ID: 2018703.48
Project Descr: Pedestal Analysis

Printed: 13 MAY 2019, 8:01PM

Concrete Column

File = T:\ATandT\TAG005-4\182019-1\RE-RUN-1\SAREPO-1\Building Check.ec6 .
Software copyright ENERCALC, INC. 1983-2018, Build:10.18.12.13 .

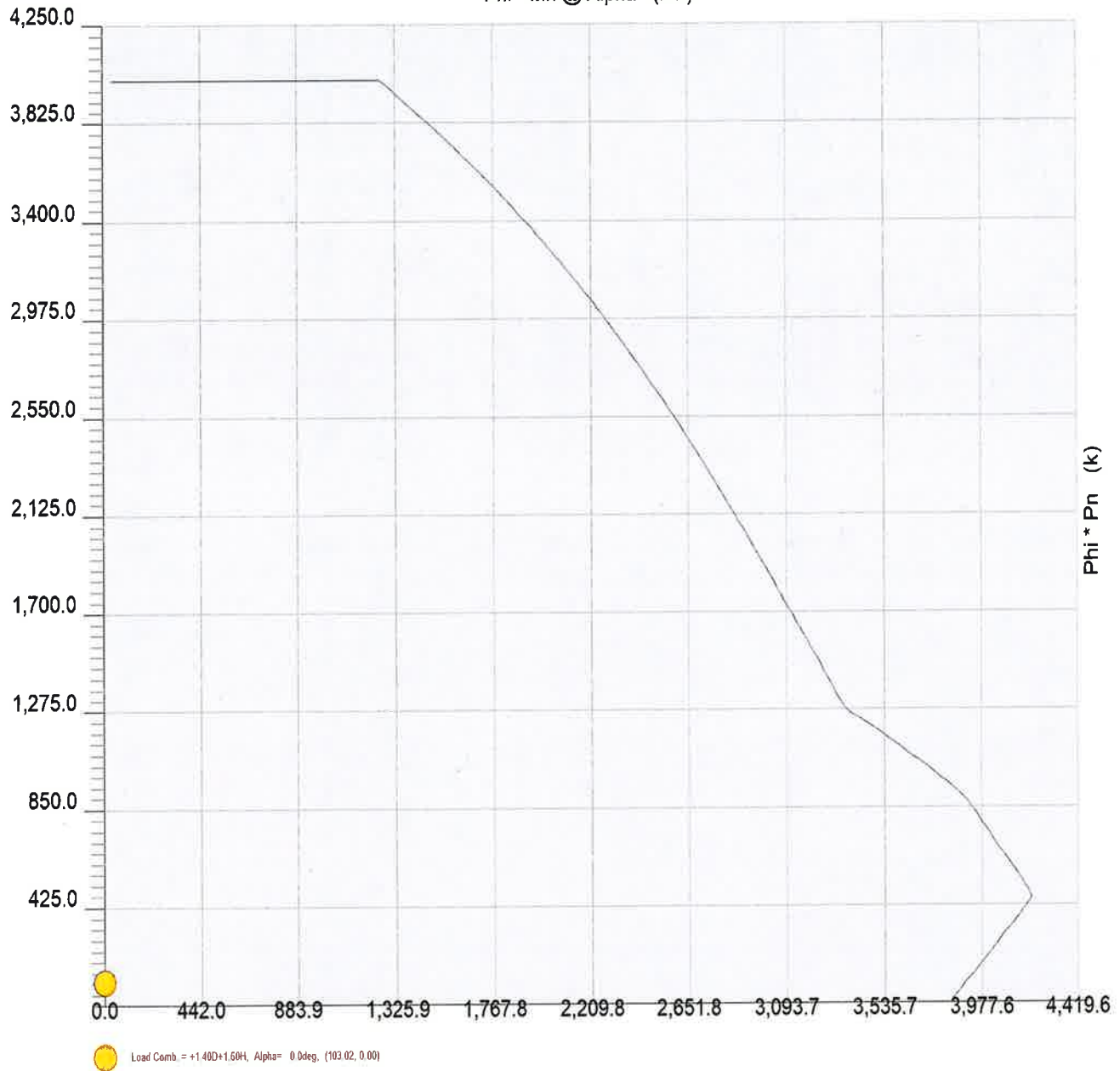
Licensee : GPD ASSOCIATES

Lic. # : KW-06004426

Description : Pedestal Analysis

Concrete Column P-M Interaction Diagram

Phi * Mn @ Alpha (k-ft)



Title Block Line 1
You can change this area
using the "Settings" menu item
and then using the "Printing &
Title Block" selection.
Title Block Line 6

Project Title: TAG0053 CHESHIRE
Engineer: Irife
Project ID: 2018703.48
Project Descr: Pedestal Analysis

Printed: 13 MAY 2019, 8:01PM

File = T:\ATandT\TAG005-4\182019-1\RE-RUN-1\SAREPO-1\Building Check.ec8
Software copyright ENERCALC, INC. 1983-2018, Build:10.18.12.13

Concrete Column

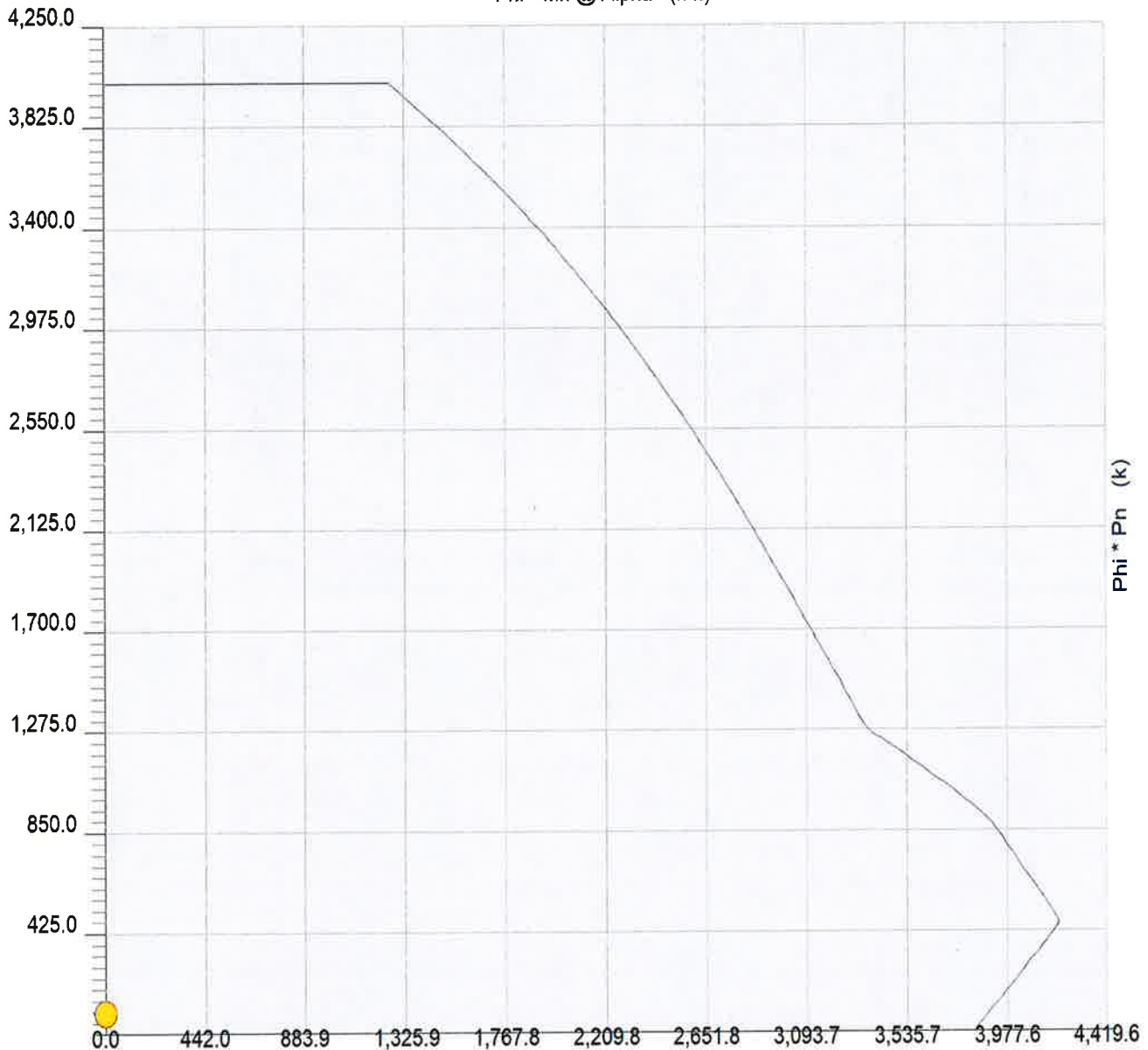
Lic. #: KW-06004426

Licensee: GPD ASSOCIATES

Description: Pedestal Analysis

Concrete Column P-M Interaction Diagram

Phi * Mn @ Alpha (k-ft)



Load Comb = +1.20D+0.50L+1.60L+1.60H, Alpha= 0.0deg, (90.30, 0.00)

Title Block Line 1
You can change this area
using the "Settings" menu item
and then using the "Printing &
Title Block" selection.
Title Block Line 6

Project Title: TAG0053 CHESHIRE
Engineer: Irife
Project ID: 2018703.48
Project Descr: Pedestal Analysis

Printed: 13 MAY 2019, 8:01PM

File = T:\ATandTITAG005-4\182019-1\RE-RUN-1\SAREPO-1\Building Check.ec6 .
Software copyright ENERCALC, INC. 1983-2018, Build:10.18.12.13 .

Concrete Column

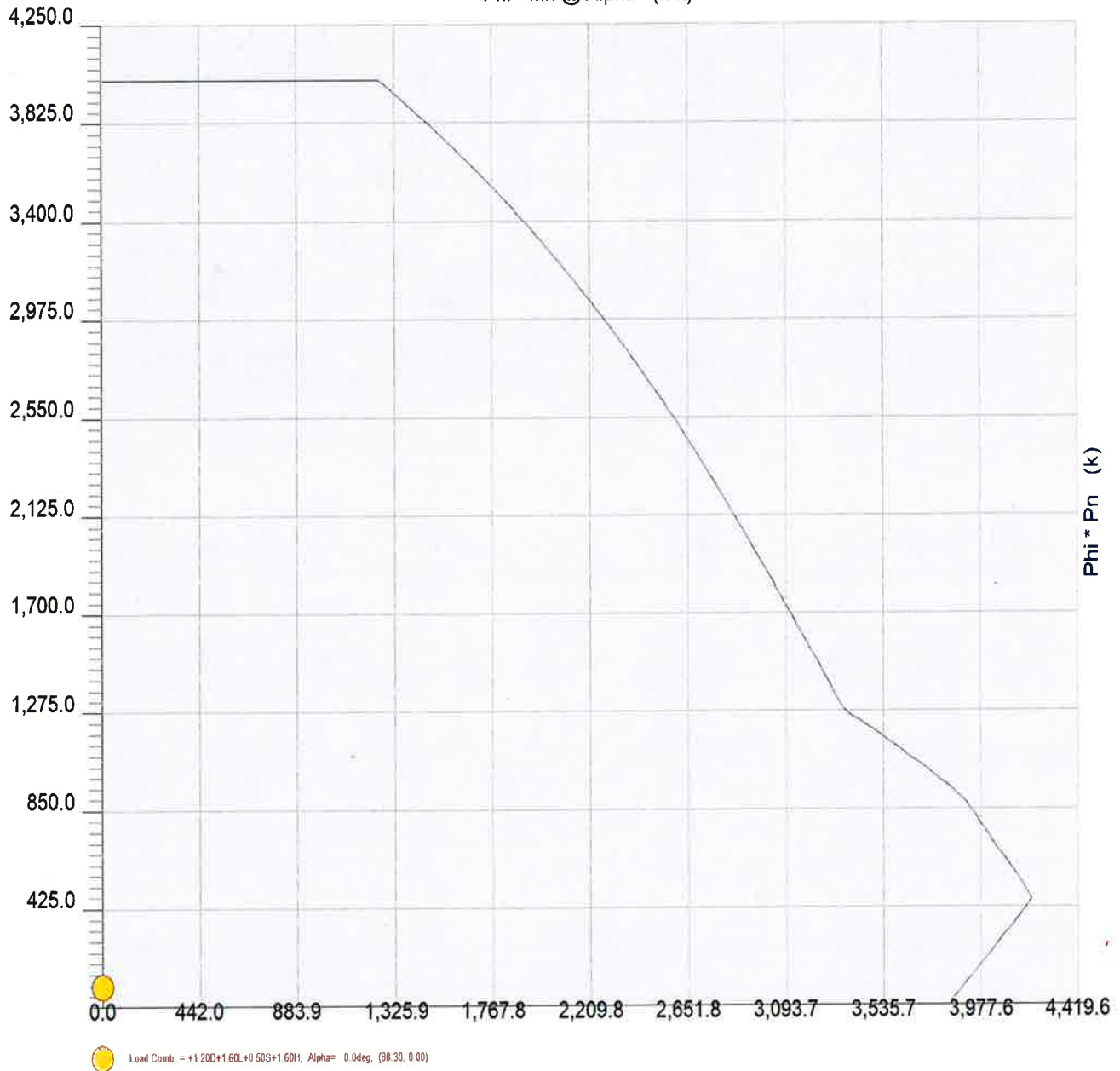
Lic. # : KW-06004426

Licensee : GPD ASSOCIATES

Description : Pedestal Analysis

Concrete Column P-M Interaction Diagram

Phi * Mn @ Alpha (k-ft)



Title Block Line 1
You can change this area
using the "Settings" menu item
and then using the "Printing &
Title Block" selection.
Title Block Line 6

Project Title: TAG0053 CHESHIRE
Engineer: Irife
Project ID: 2018703.48
Project Descr: Pedestal Analysis

Printed: 13 MAY 2019, 8:01PM

File = T:\ATandT\TAG005-4\182019-1\RE-RUN-1\SAREPO-1\Building Check.ec8
Software copyright ENERCALC, INC. 1983-2018, Build:10.18.12.13

Concrete Column

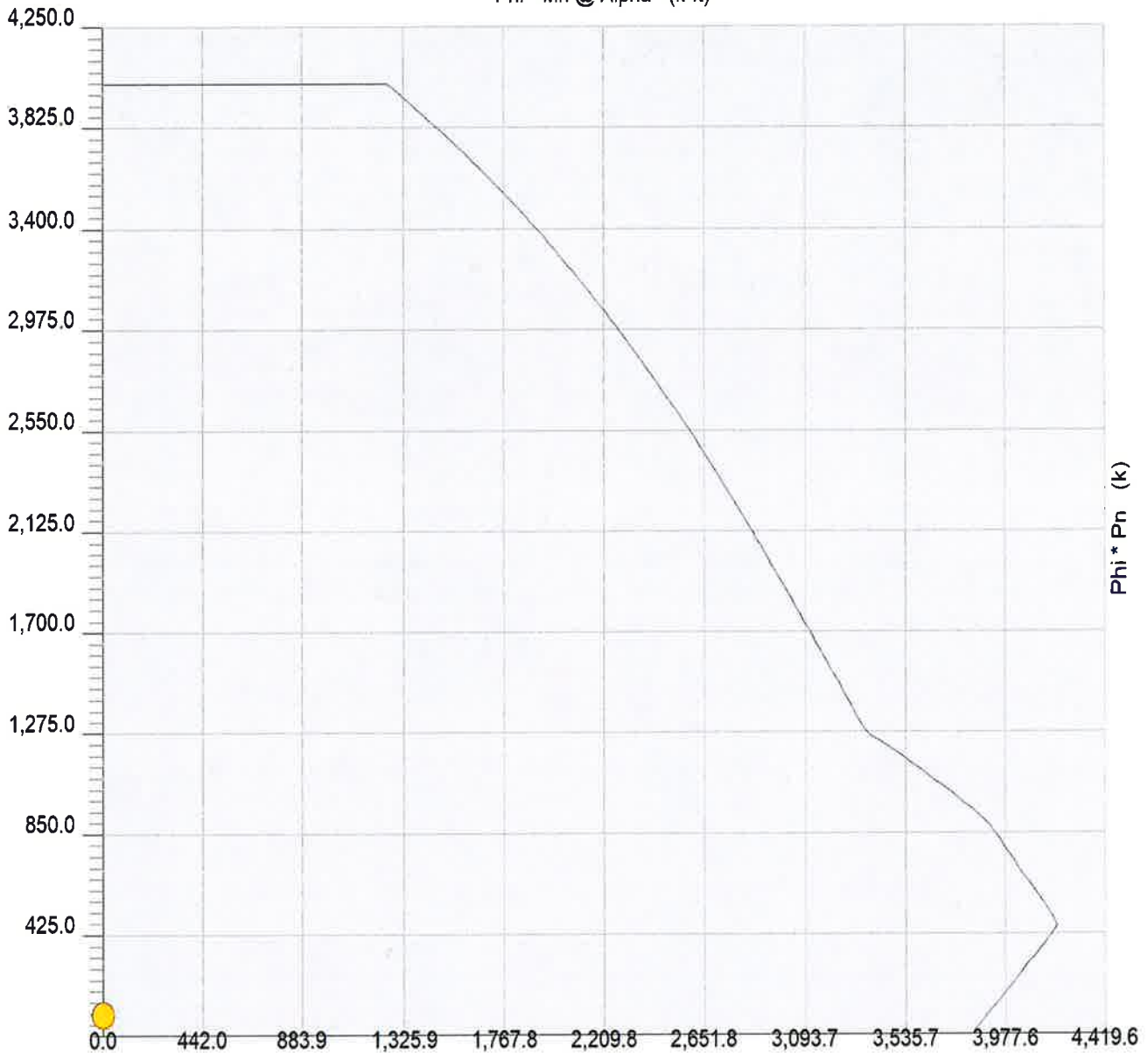
Lic. #: KW-06004426

Licensee: GPD ASSOCIATES

Description: Pedestal Analysis

Concrete Column P-M Interaction Diagram

Phi * Mn @ Alpha (k-ft)



Load Comb = +1.20D+1.60L+0.50L1+1.60H, Alpha = 0.0deg (98.30, 0.00)

Title Block Line 1
You can change this area
using the "Settings" menu item
and then using the "Printing &
Title Block" selection.
Title Block Line 6

Project Title: TAG0053 CHESHIRE
Engineer: Irife
Project ID: 2018703.48
Project Descr: Pedestal Analysis

Printed: 13 MAY 2019, 8:01PM

Concrete Column

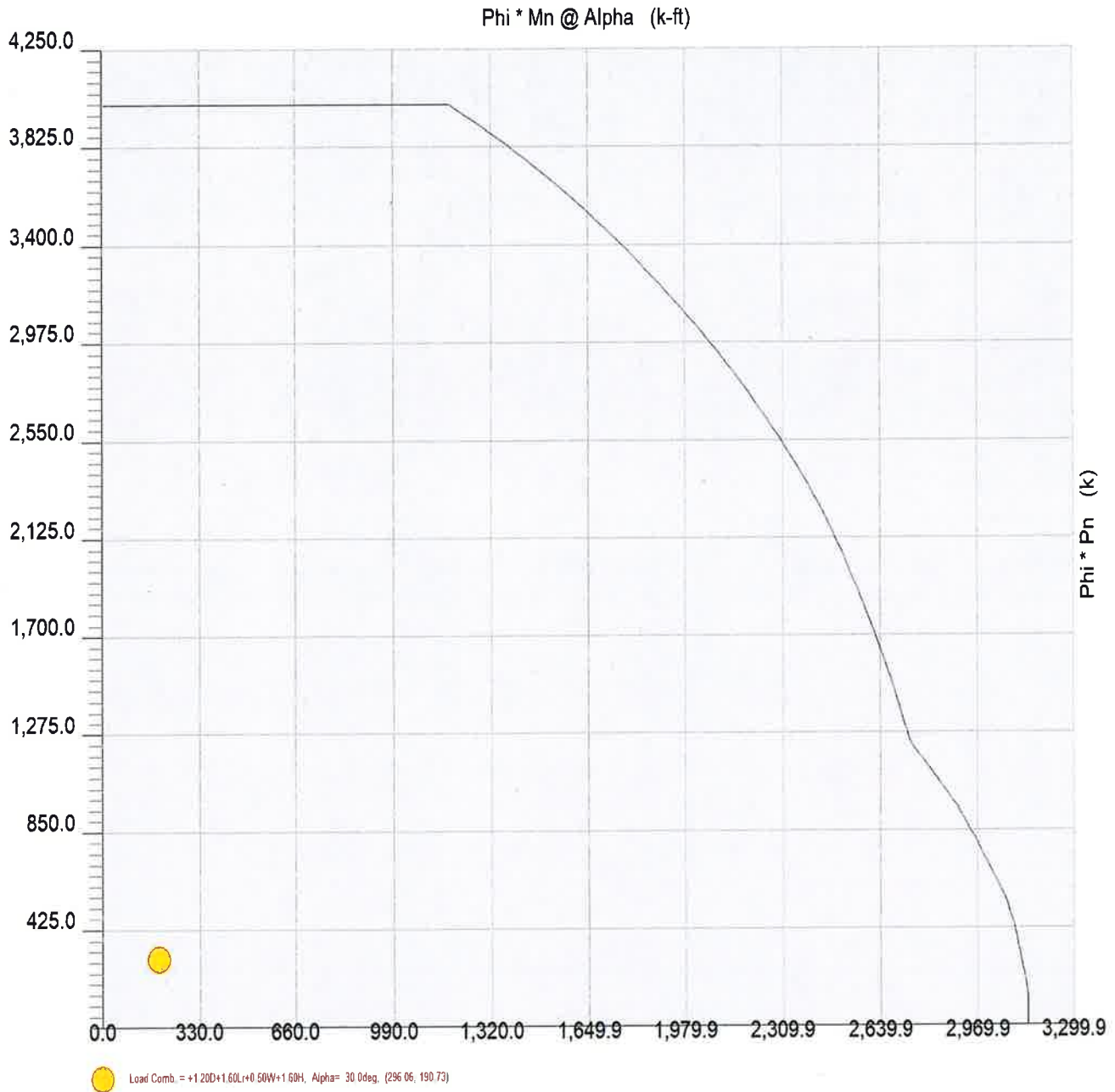
File = T:\ATandT\TAG005-4\182019-1\RE-RUN-1\SAREPO-1\Building Check.ec6
Software copyright ENERCALC, INC. 1983-2018, Build:10.18.12.13

Lic. #: KW-06004426

Licensee: GPD ASSOCIATES

Description: Pedestal Analysis

Concrete Column P-M Interaction Diagram



Title Block Line 1
You can change this area
using the "Settings" menu item
and then using the "Printing &
Title Block" selection.
Title Block Line 6

Project Title: TAG0053 CHESHIRE
Engineer: Irife
Project ID: 2018703.48
Project Descr: Pedestal Analysis

Printed: 13 MAY 2019, 8:01PM

File = T:\ATandT\TAG005-4\182019-1\RE-RUN-1\SAREPO-1\Building Check.ec6 .
Software copyright ENERCALC, INC. 1983-2018, Build:10.18.12.13 .

Concrete Column

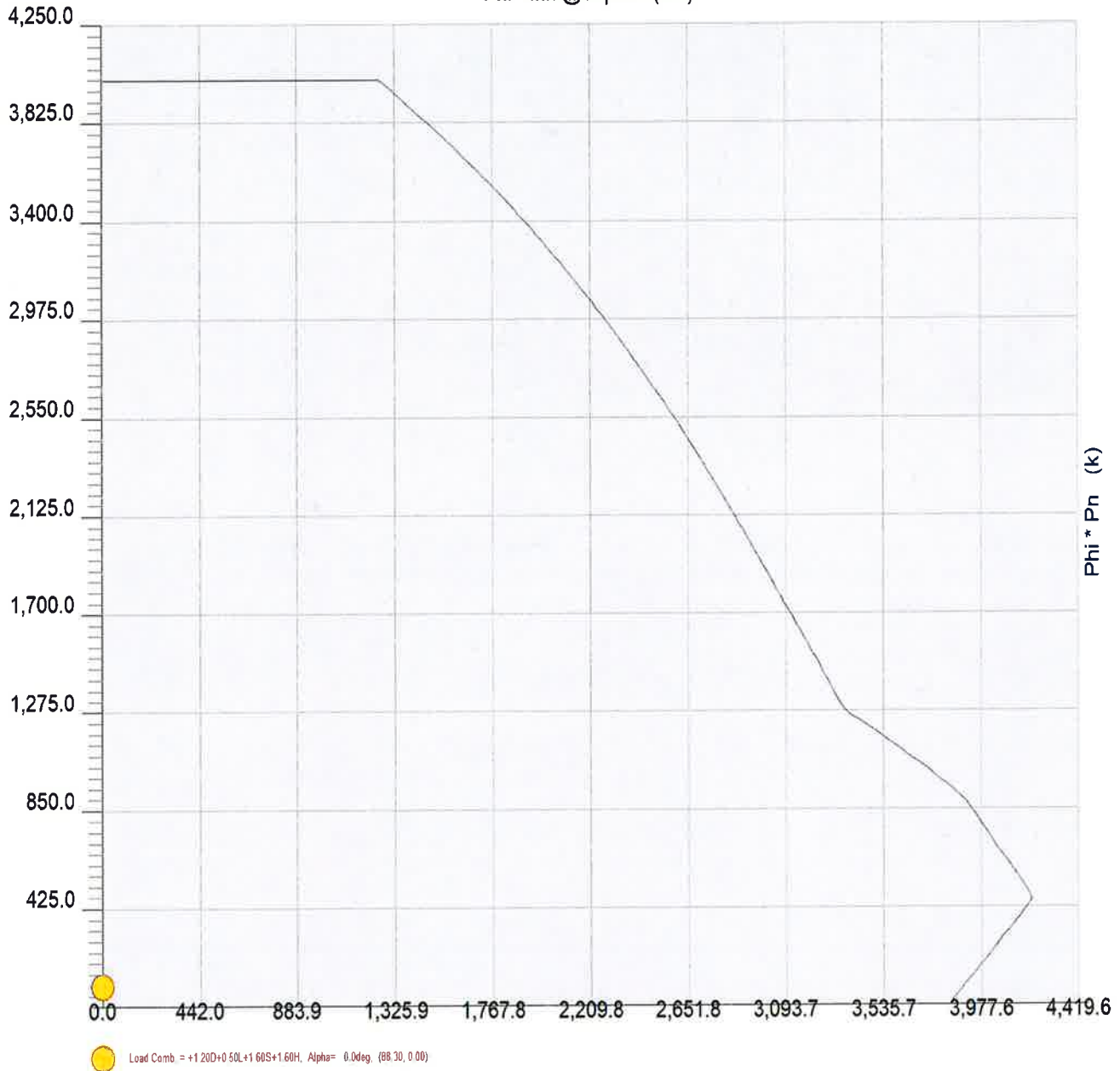
Lic. # : KW-06004426

Licensee : GPD ASSOCIATES

Description : Pedestal Analysis

Concrete Column P-M Interaction Diagram

Phi * Mn @ Alpha (k-ft)



Title Block Line 1
You can change this area
using the "Settings" menu item
and then using the "Printing &
Title Block" selection.
Title Block Line 6

Project Title: TAG0053 CHESHIRE
Engineer: Irife
Project ID: 2018703.48
Project Descr: Pedestal Analysis

Printed: 13 MAY 2019, 8:01PM

File = T:\ATandT\TAG005-4\182019-1\RE-RUN-1\SAREPO-1\Building Check.ec6
Software copyright ENERCALC, INC. 1983-2018, Build:10.18.12.13

Concrete Column

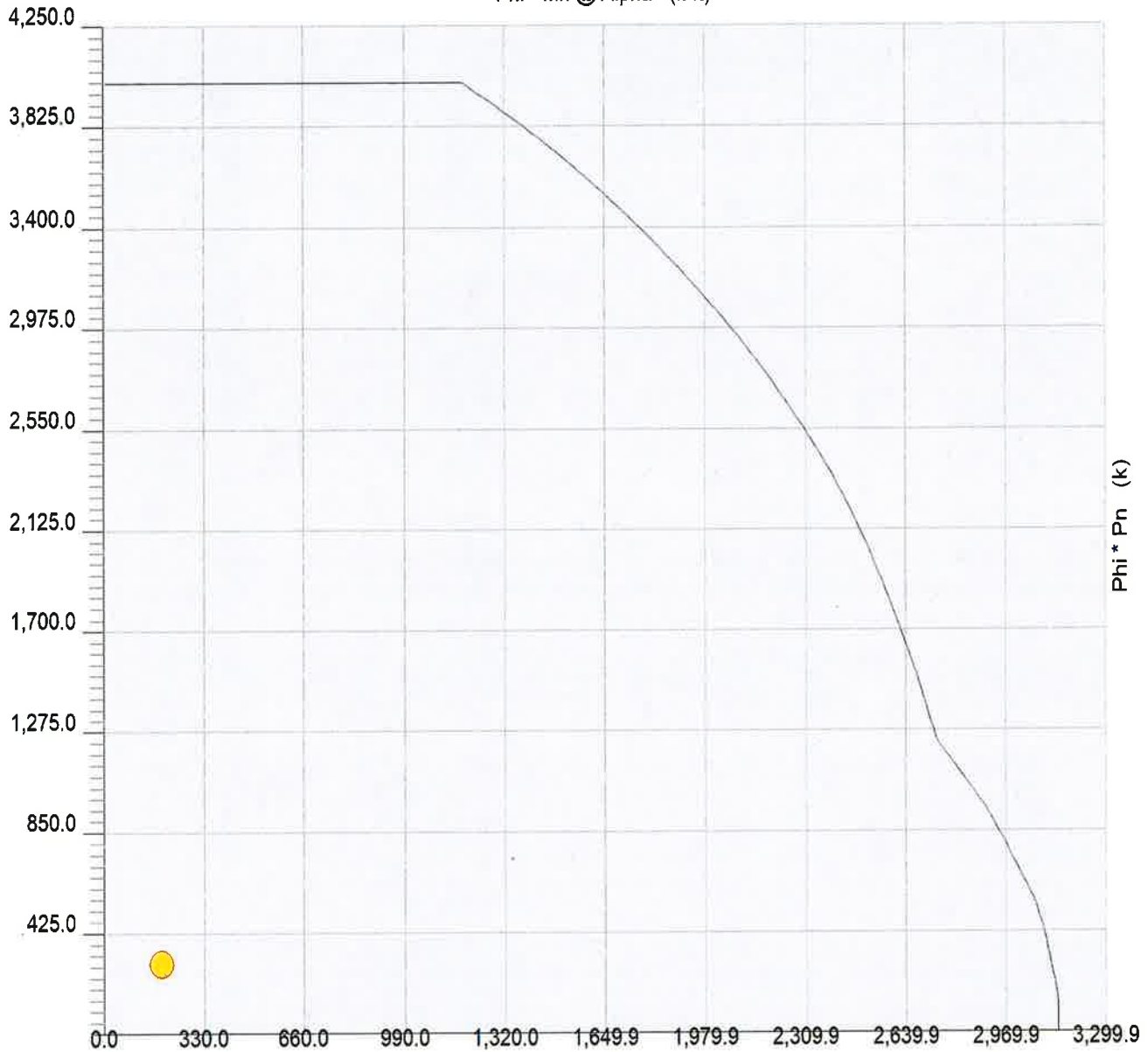
Lic. #: KW-06004426

Licensee: GPD ASSOCIATES

Description: Pedestal Analysis

Concrete Column P-M Interaction Diagram

Phi * Mn @ Alpha (k-ft)



Load Comb = +1.20D+1.60S+0.50W+1.60H, Alpha= 30.0deg (296.06, 190.73)

Title Block Line 1
You can change this area
using the "Settings" menu item
and then using the "Printing &
Title Block" selection.
Title Block Line 6

Project Title: TAG0053 CHESHIRE
Engineer: Irife
Project ID: 2018703.48
Project Descr: Pedestal Analysis

Printed: 13 MAY 2019, 8:01PM

Concrete Column

File = T:\ATand\TAG005-4\182019-1\RE-RUN-1\SAREPO-1\Building Check.ec6
Software copyright ENERCALC, INC. 1983-2018, Build:10.18.12.13

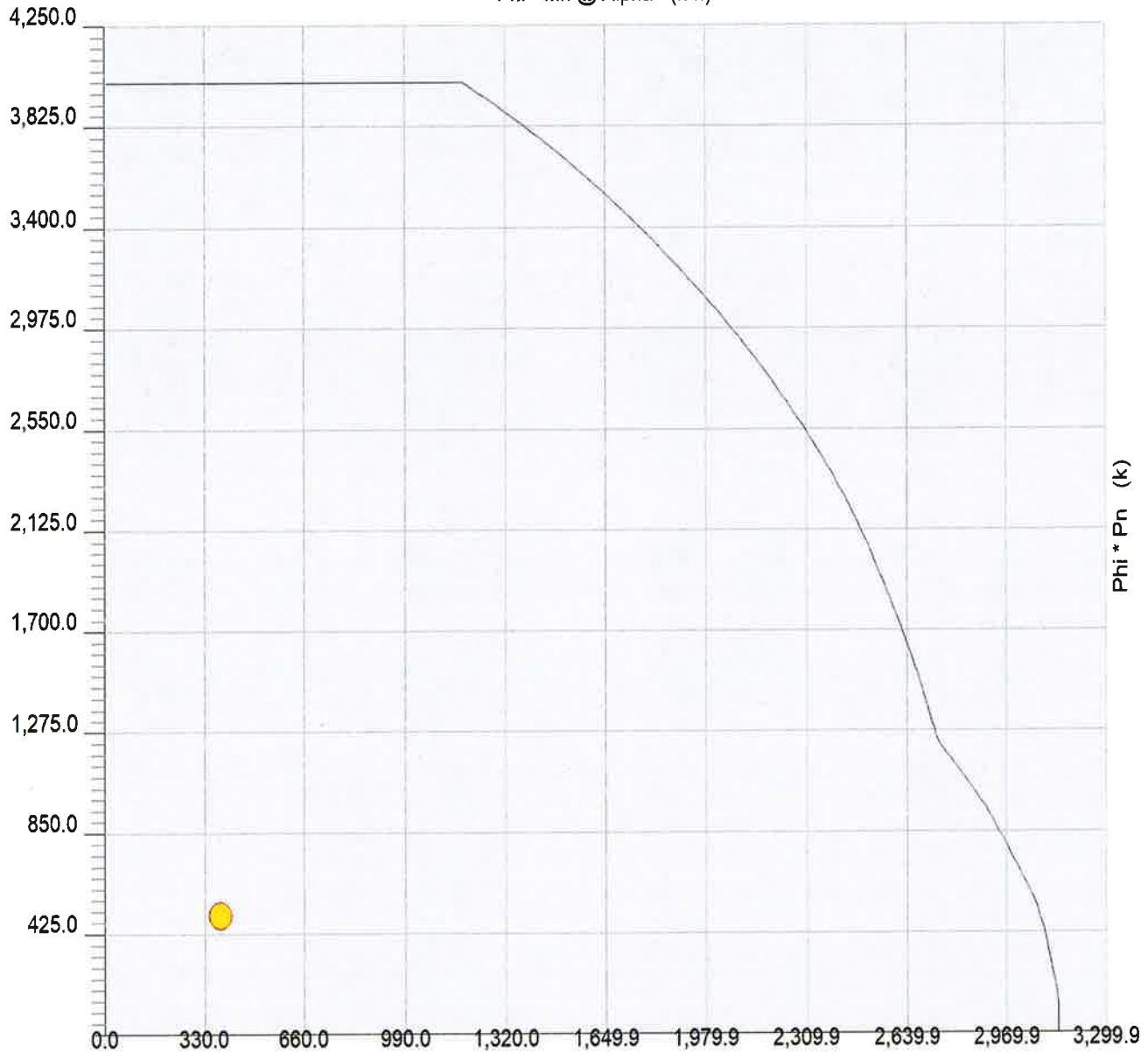
Lic. #: KW-06004426

Licensee: GPD ASSOCIATES

Description: Pedestal Analysis

Concrete Column P-M Interaction Diagram

Phi * Mn @ Alpha (k-ft)



Load Comb = +1.20D+0.50L+0.50L+W+1.60H, Alpha= 30.0deg, (503.02, 381.45)

Title Block Line 1
You can change this area
using the "Settings" menu item
and then using the "Printing &
Title Block" selection.
Title Block Line 6

Project Title: TAG0053 CHESHIRE
Engineer: Irife
Project ID: 2018703.48
Project Descr: Pedestal Analysis

Printed: 13 MAY 2019, 8:01PM

Concrete Column

File = T:\ATandTTAG005-4182019-1\RE-RUN-1\SAREPO-1\Building Check.ec6 .
Software copyright ENERCALC, INC. 1983-2018, Build:10.18.12.13 .

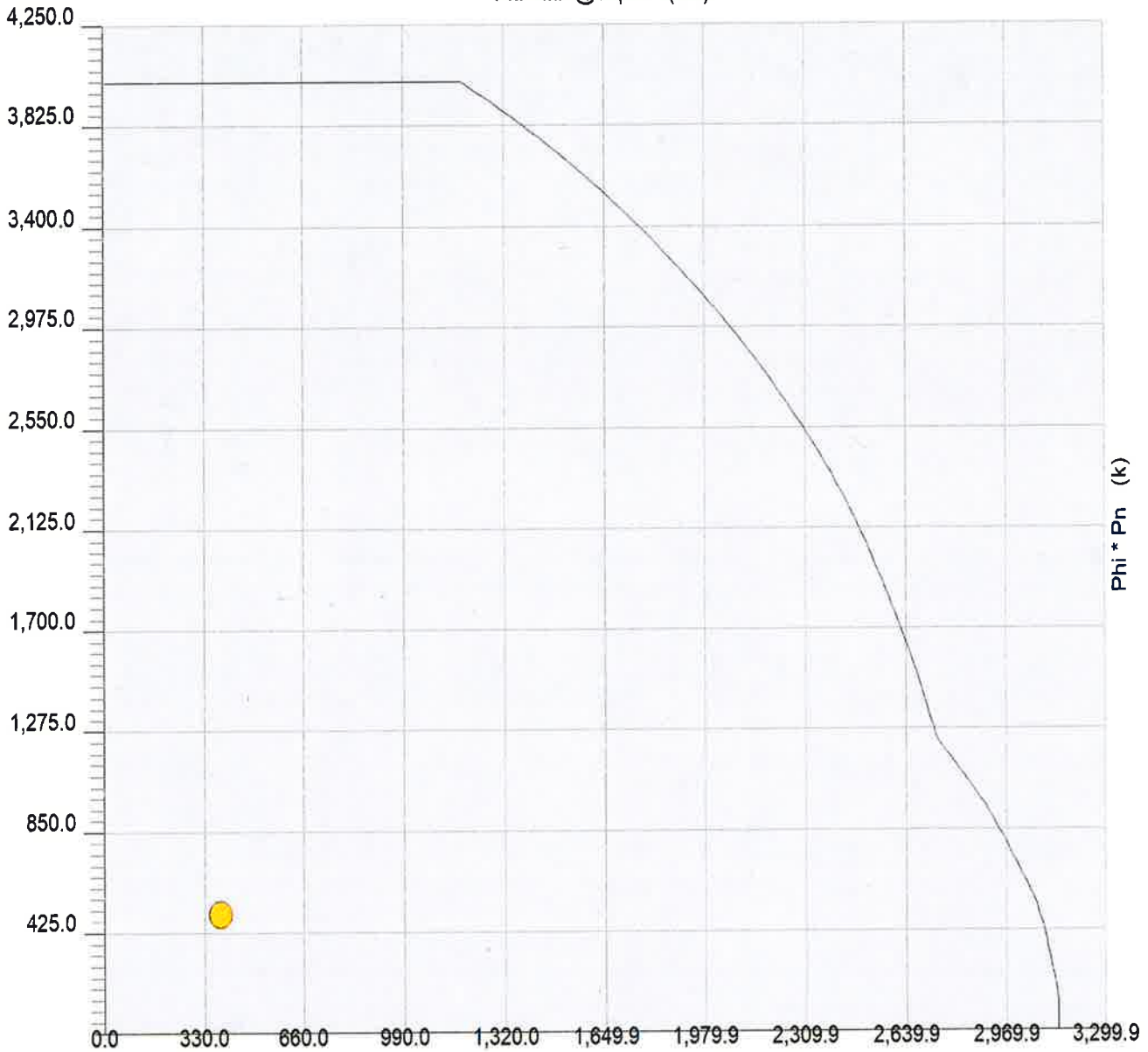
Lic. # : KW-06004426

Licensee : GPD ASSOCIATES

Description : Pedestal Analysis

Concrete Column P-M Interaction Diagram

Phi * Mn @ Alpha (k-ft)



Load Comb. = +1 20D+0 50L+0 50S+W+1 60H, Alpha= 30.0deg, (503 B2 381.45)

Title Block Line 1
You can change this area
using the "Settings" menu item
and then using the "Printing &
Title Block" selection.
Title Block Line 6

Project Title: TAG0053 CHESHIRE
Engineer: Irife
Project ID: 2018703.48
Project Descr: Pedestal Analysis

Printed: 13 MAY 2019, 8:01PM

File = T:\ATandTTAG005-4182019-1\RE-RUN-1\SAREPO-1\Building Check.ecb .
Software copyright ENERCALC, INC. 1983-2018, Build:10.18.12.13 .

Concrete Column

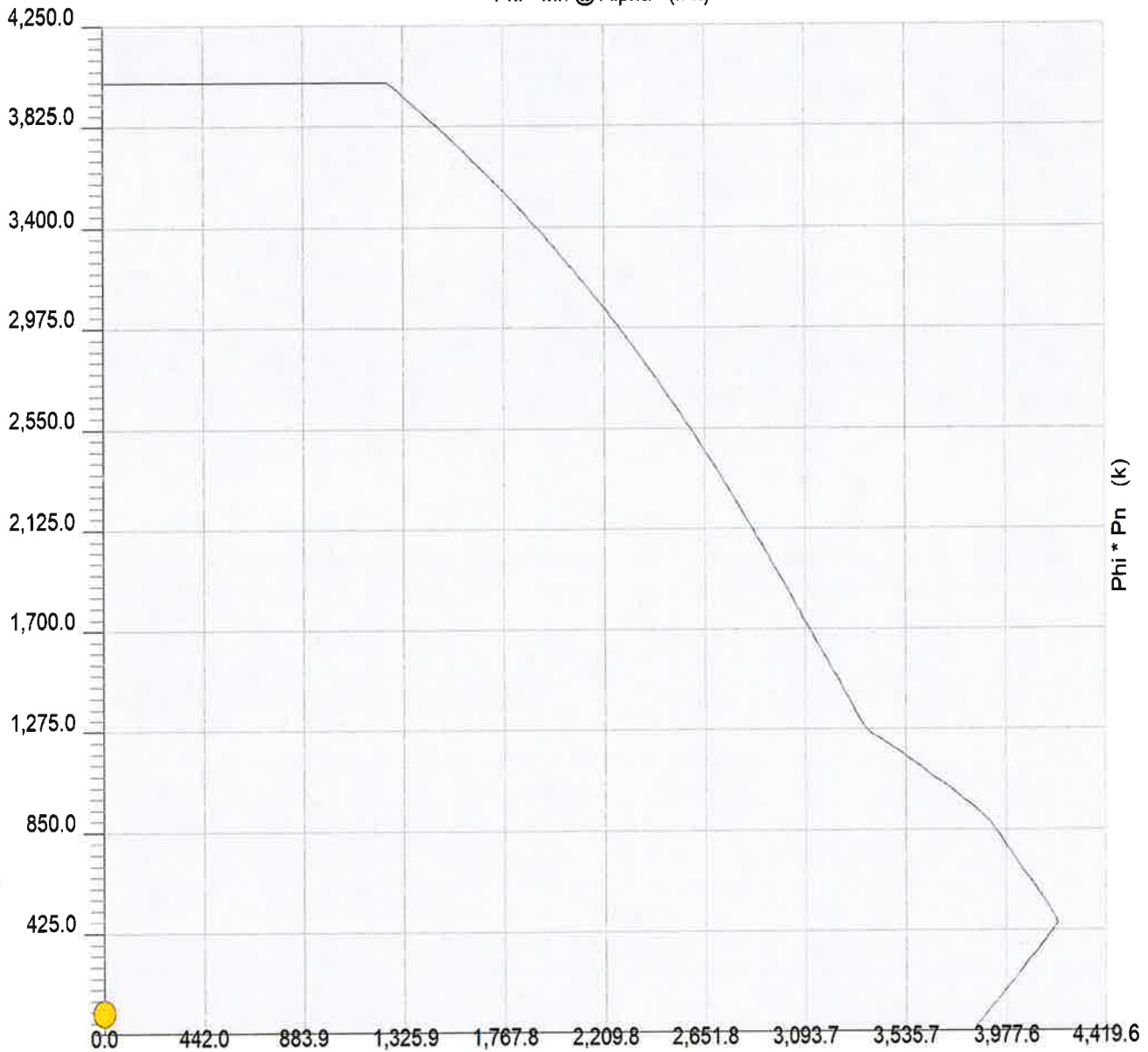
Lic. # : KW-06004426

Licensee : GPD ASSOCIATES

Description : Pedestal Analysis

Concrete Column P-M Interaction Diagram

Phi * Mn @ Alpha (k-ft)



Load Comb = +1.20D+0.50L+0.70S+E+1.60H, Alpha= 0.0deg (88.30, 0.00)

Title Block Line 1
You can change this area
using the "Settings" menu item
and then using the "Printing &
Title Block" selection.
Title Block Line 6

Project Title: TAG0053 CHESHIRE
Engineer: Irife
Project ID: 2018703.48
Project Descr: Pedestal Analysis

Printed: 13 MAY 2019, 8:01PM

Concrete Column

File = T:\ATandT\TAG005-4\182019-1\RE-RUN-1\ISAREPO-1\Building Check.ec8
Software copyright ENERCALC, INC. 1983-2018, Build:10.18.12.13

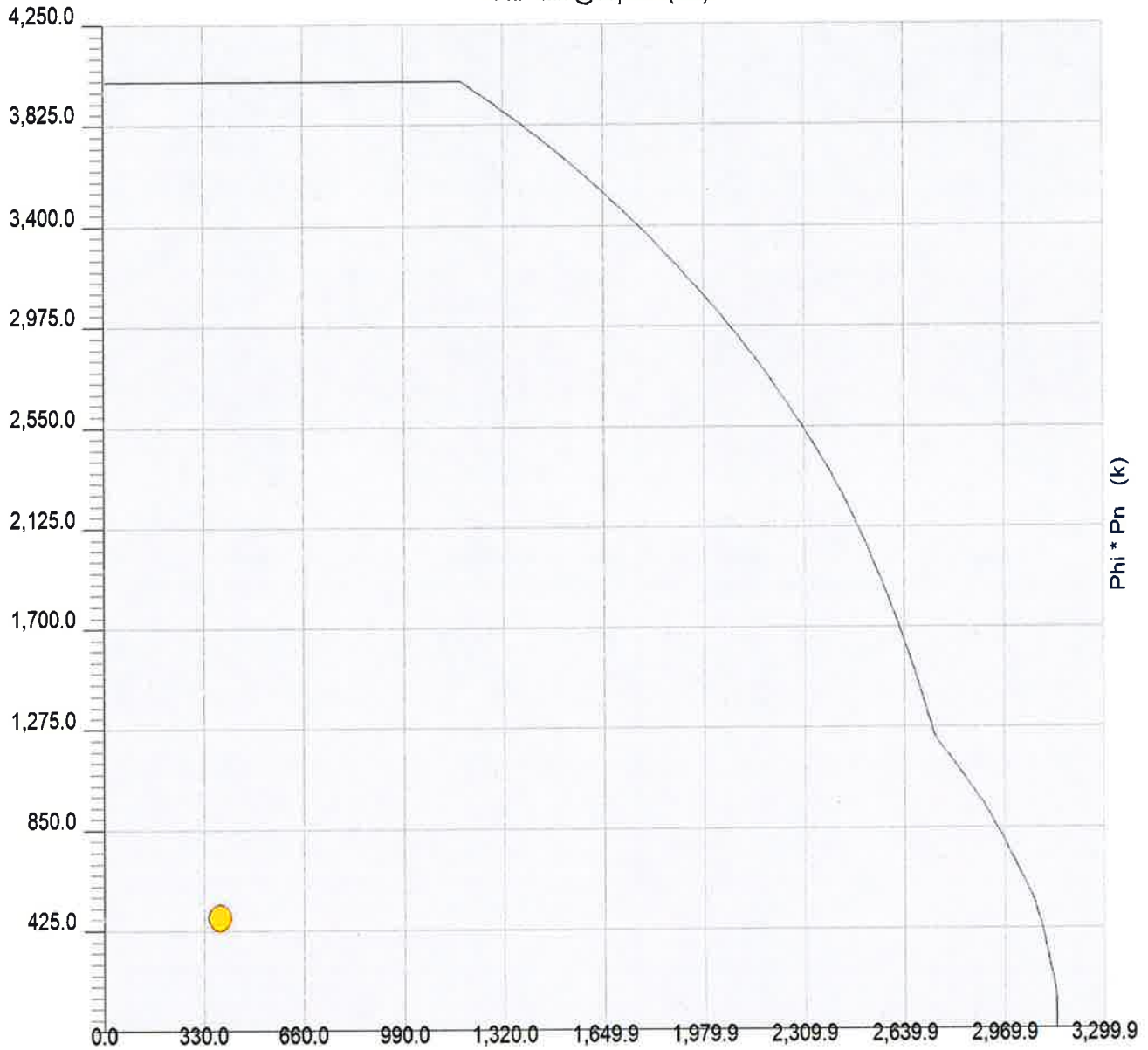
Lic. #: KW-06004426

Licensee: GPD ASSOCIATES

Description: Pedestal Analysis

Concrete Column P-M Interaction Diagram

Phi * Mn @ Alpha (k-ft)



Load Comb = +0.90D+W+0.90H, Alpha= 30.0deg (481.74, 381.45)

Title Block Line 1
You can change this area
using the "Settings" menu item
and then using the "Printing &
Title Block" selection.
Title Block Line 6

Project Title: TAG0053 CHESHIRE
Engineer: Irife
Project ID: 2018703.48
Project Descr: Pedestal Analysis

Printed: 13 MAY 2019, 8:01PM

File = T:\ATandT\TAG005-4\182019-1\RE-RUN-1\SAREPO-1\Building Check.ec6
Software copyright ENERCALC, INC. 1983-2018, Build:10.18.12.13

Concrete Column

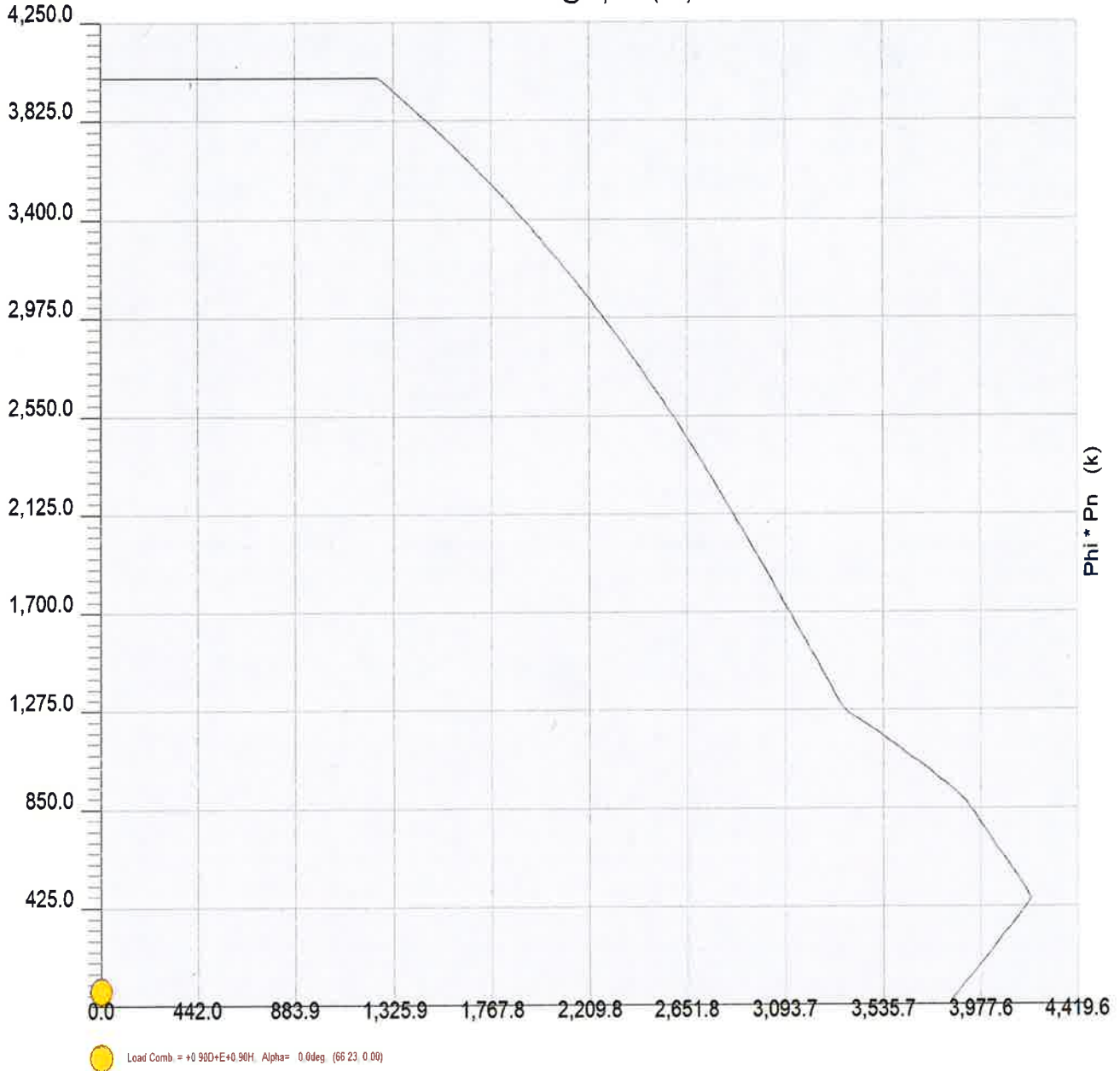
Lic. #: KW-06004426

Licensee: GPD ASSOCIATES

Description: Pedestal Analysis

Concrete Column P-M Interaction Diagram

Phi * Mn @ Alpha (k-ft)



ATTACHMENT 4



Imagery ©2019 Google, Map data ©2019 Google 100 ft



751 Higgins Rd

Cheshire, CT 06410



Directions



Save



Nearby



Send to your phone



Share



F3QC+2J Cheshire, Wallingford, CT

Photos

The Assessor's office is responsible for the maintenance of records on the ownership of properties. Assessments are computed at 70% of the estimated market value of real property at the time of the last revaluation which was 2018.



Town of Cheshire

The bedding plant capital of Connecticut

Information on the Property Records for the Municipality of Cheshire was last updated on 4/13/2019.

Parcel Information

Location:	751 HIGGINS RD	Property Use:	Industrial	Primary Use:	Light Industrial
Unique ID:	00712600	Map Block Lot:	69 53	Acres:	19.80
Zone:	R-40	Volume / Page:	0148/0566	Developers Map / Lot:	285128
Census:	3434				

Value Information

	Appraised Value	Assessed Value
Land	429,316	300,520
Buildings	2,594,709	1,816,300
Detached Outbuildings	29,640	20,750
Total	3,053,665	2,137,570

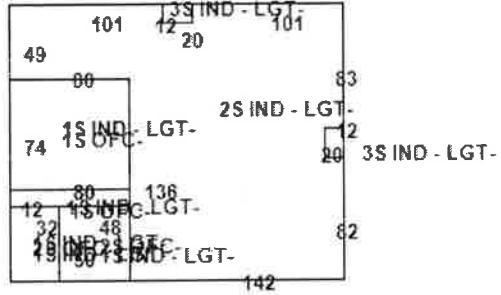
Owner's Information

Owner's Data

Owner's Data

AMER TEL & TEL CO
AT&T PROPERTY TAX UNIT
P O BOX 7207
BEDMINSTER, NJ 07921

Building 1



Category:	Industrial	Use:	Light Industrial	Stories:	2.00
Above Grade:	88,238	Below Grade:	0	Below Grade Finish:	0
Construction:	Average	Year Built:	1968	Heating:	
Fuel:		Cooling Percent:	100%	Siding:	Pre-Cast Concrete/B. V. Solid
Roof Material:	Asphalt	Beds/Units:	0		

Special Features

Extra Plumbing Fixtures

22

Attached Components

Detached Outbuildings

Type:	Year Built:	Length:	Width:	Area:
Fencing	1968			2,400
Fencing	1968			600
Fencing	1968			1,560
Paving	1968			43,000

Information Published With Permission From The Assessor

ATTACHMENT 5



Certificate of Mailing — Firm

Name and Address of Sender

Kenneth C. Baldwin, Esq.
Robinson & Cole LLP
280 Trumbull Street
Hartford, CT 06103

TOTAL NO.
of Pieces Listed by Sender

3

TOTAL NO.
of Pieces Received at Post Office™

Postmaster, per (name of receiving employee)
KD
CONNECTICUT HOUSE
STATION 06103
MAY 20 2019
USPS

Affix Stamp Here
Postmark with Date of Receipt.

neopost
05/20/2019
US POSTAGE \$002.79
ZIP 06103
041112203987

USPS® Tracking Number
Firm-specific Identifier

Address
(Name, Street, City, State, and ZIP Code™)

Postage

Fee

Special Handling

Parcel Airlift

1. Sean Kimball, Town Manager
Town of Cheshire
84 South Main Street
Cheshire, CT 06410

2. William Voelker, Town Planner
Town of Cheshire
84 South Main Street
Cheshire, CT 06410

3. AT&T Corporation
Attn: Network Real Estate Administration
RE Site Name: Higgins RD/CT1330/Fixed Asset No.
10136365
575 Morengo Drive
Atlanta, GA 30324