Robinson+Cole

KENNETH C. BALDWIN

280 Trumbull Street
Hartford, CT 06103-3597
Main (860) 275-8200
Fax (860) 275-8299
kbaldwin@rc.com
Direct (860) 275-8345

Also admitted in Massachusetts
and New York

January 13, 2022

Via Electronic Mail

Melanie A. Bachman, Esq.
Executive Director/Staff Attorney
Connecticut Siting Council
10 Franklin Square
New Britain, CT 06051

Re: **Notice of Exempt Modification – Facility Modification**
751 Higgins Road, Cheshire, Connecticut

Dear Attorney Bachman:

Cellco Partnership d/b/a Verizon Wireless ("Cellco") currently maintains twelve (12) antennas at the top level on the existing 250-foot tower at 751 Higgins Road in Cheshire, Connecticut (the "Property"). The Property and tower are owned by AT&T. According to the Town of Cheshire Director of Planning and Building Official the existing tower was constructed in or prior to1967 as a part of a United State Civil Defense program. The Town of Cheshire has no record of any local zoning or building permit approvals for this tower. The Siting Council approved Cellco's shared use of the tower in 1993. A copy of the Council's approval letter is included in Attachment 1.

Cellco now intends to modify its facility by removing seven (7) antennas and installing (3) new Samsung MT6407-77A antennas, three (3) new JAHHSS-65C-R3BT4 antennas, and two (2) BXA-70063-6CF-2 antennas on existing and new antenna mounts. Cellco also intends to install three (3) new remote radio heads ("RRHs") adjacent to its antennas. A set of project plans showing Cellco's proposed facility modifications and the specifications for the new antennas and RRHs are included in Attachment 2.

Please accept this letter as notification pursuant to R.C.S.A. § 16-50j-73, for construction that constitutes an exempt modification pursuant to R.C.S.A. § 16-50j-72(b)(2). In accordance with R.C.S.A. § 16-50j-73, a copy of this letter is being sent to Cheshire's Chief Elected Official and Land Use Officer.

The planned modifications to the facility fall squarely within those activities explicitly provided for in R.C.S.A. § 16-50j-72(b)(2).

1. The proposed modifications will not result in an increase in the height of the existing tower. Cellco's replacement antennas will be installed at the same heights on the tower.

2. The proposed modifications will not involve any change to ground-mounted equipment and, therefore, will not require the extension of the site boundary.

3. The proposed modifications will not increase noise levels at the facility by six decibels or more, or to levels that exceed state and local criteria.

4. The installation of Cellco's new antennas will not increase radio frequency (RF) emissions at the facility to a level at or above the Federal Communications Commission (FCC) safety standard. A cumulative General Power Density table for Cellco's modified facility is included in Attachment 3. The modified facility will be capable of providing Cellco's 5G wireless service.

5. The proposed modifications will not cause a change or alteration in the physical or environmental characteristics of the site.

6. According to the attached Structural Analysis ("SA") and Mount Analysis ("MA"), the existing tower, tower foundation and new and existing antenna mounts can support Cellco's proposed modifications. Copies of the SA and MA are included in Attachment 4.

A copy of the parcel map and Property owner information is included in Attachment 5. A Certificate of Mailing verifying that this filing was sent to municipal officials and the property owner is included in Attachment 6.

For the foregoing reasons, Cellco respectfully submits that the proposed modifications to the above-referenced telecommunications facility constitutes an exempt modification under R.C.S.A. § 16-50j-72(b)(2).

Sincerely,

Kenneth C. Baldwin

Enclosures
Copy to:
Sean Kimball, Cheshire Town Manager
Michael Glidden, Town Planner
AT&T, Property Owner
Alex Tyurin, Verizon Wireless

ATTACHMENT 1

STATE OF CONNECTICUT

CONNECTICUT SITING COUNCIL
136 Main Street, Suite 401
New Britain, Connecticut 06051-4225
Phone: 827-7682

FILE COPY

October 26, 1993

David S. Malko
General Manager - Engineering
Bell Atlantic Metro Mobile
20 Alexander Drive
Wallingford, CT 06492

RE: Metro Mobile CTS of New Haven, Inc., notice of intent to modify an existing telecommunications tower and associated equipment at 751 Higgins Road in Cheshire, Connecticut.

Dear Mr. Malko:

At a meeting held October 15, 1993, the Connecticut Siting Council (Council) acknowledged your notice of an exempt modification at an existing tower site at 751 Higgins Road in Cheshire, Connecticut, pursuant to section 16-50j-73 of the Regulations of State Agencies (RSA).

The proposed modification is to be implemented as specified in your notice dated October 1, 1993. The modification is in compliance with the exception criteria in RSA section 16-50j-72(b) as changes to an existing facility site that would not increase tower height, extend the boundaries of the tower site, increase noise levels at the tower site boundary by 6 decibels, and increase radio frequency electromagnetic radiation power density measured at the tower site boundary to or above the standard adopted by the State Department of Environmental Protection pursuant to Section 22a-162 of the Connecticut General Statutes.

The Council is pleased to note that the shared use of an existing tower serves the Council's long-term goal of protecting the public interest and avoiding proliferation of additional unnecessary tower structures.

Please notify the Council when all work is complete.

Very truly yours,

Mortimer A. Gelston

Mortimer A. Gelston
Chariman

MAG:RKE:mmb

cc: Honorable Sandra R. Mouris, Mayor, Town of Cheshire

7427E

ATTACHMENT 2

WIRELESS COMMUNICATIONS FACILITY

CHESHIRE CT
751 HIGGINS ROAD
CHESHIRE, CT 06410

DRAWING INDEX

SITE DIRECTIONS

START: 20 ALEXANDER DRIVE
WALLINGFORD, CONNECTICUT 06492

END: 751 HIGGINS ROAD
CHESHIRE, CT 06410

1.	HEAD SOUTH TOWARDS ALEXANDER DRIVE	279 FT
2.	SLIGHT RIGHT TOWARDS ALEXANDER DRIVE	289 FT
3.	TURN RIGHT TOWARDS ALEXANDER DRIVE	167 FT
4.	TURN RIGHT ONTO ALEXANDER DRIVE	0.3 MI
5.	TURN RIGHT ONTO BARNES INDUSTRIAL RD S.	0.1 MI
6.	TURN LEFT AT 1ST CROSS STREET ONTO CT-68 W	4.4 MI
7.	TURN LEFT ONTO CT-68 W/CT-70 W	1.2 MI
8.	TURN LEFT ONTO S MAIN STREET	1.0 MI
9.	TURN RIGHT ONTO HIGGINS ROAD	1.2 MI
10.	TURN LEFT	217 FT
11.	TURN LEFT	95 FT
12.	CONTINUE ONTO CT-20W	2.8 MI
13.	TURN LEFT (ARRIVE AT DESTINATION)	66 FT

LOCATION MAP
SCALE : 1" = 300'-0"

SITE INFORMATION

VZ SITE NAME: CHESHIRE CT
VZ PROJ FUZE I.D.: 16227584
VZ LOCATION CODE: 20212254428
VZ PROJECT CODE: 468692
LOCATION: 751 HIGGINS ROAD
CHESHIRE, CT 06410

PROJECT SCOPE: REFER TO NOTES ON DRAWING C-1 FOR SCOPE OF WORK.

MAP/LOT: 69

ZONING DISTRICT: R-40 (RESIDENTIAL DISTRICT)

LATITUDE: 41° 29' 15.3492" N (41.487597° N)
LONGITUDE: 72° 55' 45.3684" W (72.929269° W)

SITE COORDINATES AND GROUND ELEVATION OBTAINED FROM GOOGLE EARTH

GROUND ELEVATION: 287'± AMSL

PROPERTY OWNER: AMER TEL & TEL CO
P.O. BOX 2707
BEDMINSTER , NJ 07921

APPLICANT: VERIZON
d/b/a VERIZON WIRELESS
20 ALEXANDER DRIVE
WALLINGFORD, CT 06492

LEGAL/REGULATORY COUNSEL: ROBINSON & COLE, LLP
KENNETH C. BALDWIN, ESQ.
280 TRUMBULL STREET
HARTFORD, CT 06103

ENGINEER CONTACT: ALL-POINTS TECHNOLOGY CORPORATION, P.C.
567 VAUXHALL STREET EXTENSION - SUITE 311
WATERFORD, CT 06385
(860) 663-1697

VERIZON SMART TOOL PROJECT # 10119437

Cellco Partnership d/b/a
verizon
20 ALEXANDER DRIVE
WALLINGFORD, CT 06492

ALL-POINTS TECHNOLOGY CORPORATION
567 VAUXHALL STREET EXTENSION - SUITE 311
WATERFORD, CT 06385 PHONE: (860)-663-1697
WWW.ALLPOINTSTECH.COM FAX: (860)-663-0935

CONSTRUCTION DOCUMENTS

NO	DATE	REVISION
0	10/25/21	FOR REVIEW: JRM
1	11/23/21	FOR FILING: JRM
2	12/06/21	FOR FILING: JRM
3	12/14/21	FOR FILING: JRM
4		
5		
6		

STATE OF CONNECTICUT
MICHAEL TRODDEN
33313
LICENSED
PROFESSIONAL ENGINEER

DESIGN PROFESSIONALS OF RECORD

PROF: MICHAEL S. TRODDEN P.E.
COMP: ALL-POINTS TECHNOLOGY CORPORATION, P.C.
ADD: 567 VAUXHALL STREET EXT. SUITE 311 WATERFORD, CT 06385

OWNER: AMER TEL & TEL CO
ADDRESS: P.O. BOX 2707 BEDMINSTER , NJ 07921

CHESHIRE CT

SITE ADDRESS: 751 HIGGINS ROAD CHESHIRE, CT 06410

APT FILING NUMBER: CT141_12460

DRAWN BY: DRA
DATE: 10/25/21 CHECKED BY: JRM

VZ PROJECT CODE: 20212254428
VZ LOCATION CODE: 468692
VZ FUZE ID: 16227584

SHEET TITLE:
TITLE SHEET

SHEET NUMBER:
T-1

GENERAL ABBREVIATION LIST:

ABP	ABOVE BASE PLATE
AGL	ABOVE GROUND LEVEL
AMSL	ABOVE MEAN SEA LEVEL
AWS	ADVANCED WIRELESS SERVICE
HDG	HOT DIP GALVANIZED
OVP	OVER VOLTAGE PROTECTION
RRH	REMOTE RADIO HEAD
V.I.F.	VERIFY IN FIELD
W.P.	WORK POINT
A.F.R.	ABOVE FINISH ROOF

NOTES:

1. REFER TO TOWER STRUCTURAL ANALYSIS REPORT PREPARED BY GPD ENGINEERING & ARCHITECTURE PROFESSIONAL CORP. DATED 12/13/21, AVAILABLE UNDER SEPARATE COVER.
2. REFER TO MOUNT ANALYSIS REPORTS PREPARED BY MASER CONSULTING, CONNECTICUT, PROJECT #21777835A REV2 DATED 12/02/21 AVAILABLE UNDER SEPARATE COVER.
3. PROJECT SCOPE INCLUDES THE FOLLOWING:
   - REPLACEMENT OF (7) EXIST. PANEL ANTENNAS W/ (5) NEW PANEL ANTENNAS & (3) NEW SAMSUNG MT6407-77A ANTENNAS W INTEGRATED RRHS
   - ANTENNAS w INTEGRATED RRH (BETA)
   - INSTALLATION OF (3) NEW CBRS RRHs
   - (4) EXIST. PANEL ANTENNAS, (6) RRHs, (3) 6OVPs & (3) QUAD DIPLEXERS TO REMAIN.
4. ALL EXPOSED STEEL AND HARDWARE TO BE HOT DIP GALV. (HDG). PAINT TO MATCH EXIST. (WHERE APPLICABLE)
5. CAP & WEATHERPROOF ALL UN-USED CABLE ENTRY PORTS (WHERE APPLICABLE).
6. MOUNT & GROUND ALL NEW EQUIPMENT IN ACCORDANCE WITH NEC (NFPA-70), NESC AND MANUFACTURERS SPECIFICATION.
7. SECURE ALL NEW ANTENNA CABLES PER MANUFACTURER RECOMMENDATIONS.
8. BOND NEW ANTENNA MOUNTING PIPES TO ANTENNA SECTOR GROUND BAR w/ # 2 AWG, BCW, (WHERE APPLICABLE).
9. CONTRACTOR SHALL INSTALL NEW SIDE-BY-SIDE & DUAL-MOUNT BRACKETS PER ANTENNA MOUNT MANUFACTURER RECOMMENDATIONS, INCLUDING VERIFICATION OF MINIMUM PIPE MAST DIAMETER REQUIRED TO INSTALL NEW MOUNT BRACKETS. CONTRACTOR SHALL NOTIFY ENGINEER OF RECORD SHOULD EXIST. PIPE MASTS REQUIRE REPLACEMENT TO SUPPORT THE NEW MOUNT BRACKETS.
10. ANTENNA CONFIGURATIONS SHOWN HEREIN ARE FRONT ELEVATIONS. (UNLESS OTHERWISE NOTED)
11. ANTENNA SPACING DIMENSIONS ARE TO THE CENTER OF THE EXIST. ANTENNA AND PROP. ANTENNA FACE.
12. REFER TO THE FINAL RFDS PROVIDED BY VERIZON FOR THE LATEST INFORMATION REGARDING EQUIPMENT MODELS, REQUIRED CABLING & DOWN-TILT INFORMATION.
13. PAINT ALL LSUB6 ANTENNAS TO MATCH EXISTING STRUCTURE (WHERE APPLICABLE). COORDINATE W/ LSUB6 MANUFACTURER INSTALLATION MANUAL REQUIREMENTS, VERIZON CONSTRUCTION MANAGER & OWNER.
14. PAINT ALL NON SAMSUNG MT6407-77A ANTENNAS & APPURTENANCES TO MATCH EXIST. STRUCTURE (WHERE APPLICABLE) COORDINATE W/ VERIZON CONSTRUCTION MANAGER & BUILDING OWNER.

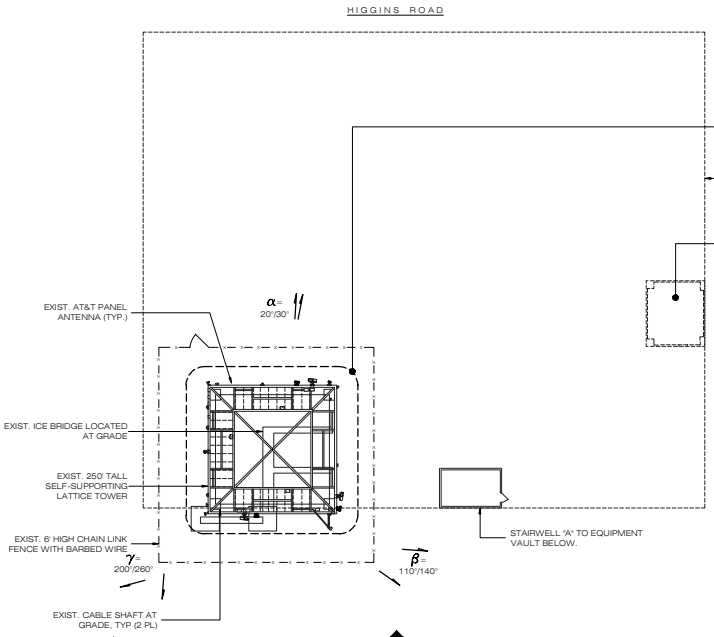

1 C-1 COMPOUND PLAN

SCALE : 1" = 20'-0"

20'-0" 0 10'-0" 20'-0" 40'-0"
20' SCALE: 1 INCH= 20'-0"

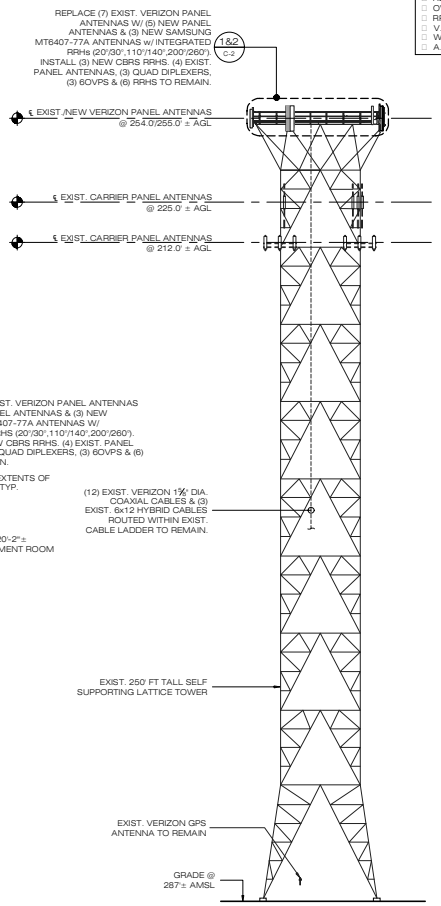

2 C-1 SOUTH ELEVATION

SCALE : 1" = 20'-0"

20'-0" 0 10'-0" 20'-0" 40'-0"
20' SCALE: 1 INCH= 20'-0"

LOCATION PLAN

SCALE: 1" = 200'

Cellco Partnership d/b/a

verizon

20 ALEXANDER DRIVE
WALLINGFORD, CT 06492

ALL-POINTS TECHNOLOGY CORPORATION

567 VAUXHALL STREET EXTENSION - SUITE 311
WATERFORD, CT 06385 PHONE: (860)-663-1697
WWW.ALLPOINTSTECH.COM FAX: (860)-663-0935

CONSTRUCTION DOCUMENTS

NO	DATE	REVISION
0	10/25/21	FOR REVIEW: JRM
1	11/23/21	FOR FILING: JRM
2	12/06/21	FOR FILING: JRM
3	12/14/21	FOR FILING: JRM
4		
5		
6		



DESIGN PROFESSIONALS OF RECORD

PROF: MICHAEL S. TRODDEN P.E.
COMP: ALL-POINTS TECHNOLOGY CORPORATION, P.C.
ADD: 567 VAUXHALL STREET EXT. SUITE 311 WATERFORD, CT 06385

OWNER: AMER TEL & TEL CO
ADDRESS: P.O. BOX 2707 BEDMINSTER , NJ 07921

CHESHIRE CT

SITE ADDRESS: 751 HIGGINS ROAD CHESHIRE, CT 06410

APT FILING NUMBER: CT141_12460

DRAWN BY: DRA

DATE: 10/25/21 CHECKED BY: JRM

VZ PROJECT CODE: 20212254428

VZ LOCATION CODE: 468692

VZ FUZE ID: 16227584

SHEET TITLE:

COMPOUND PLAN & SOUTH ELEVATION

SHEET NUMBER:

C-1

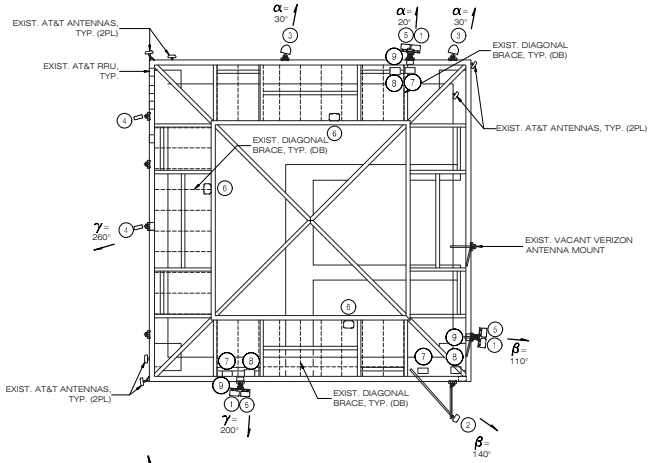

1 C-2 TYP. EQUIP. CONFIGURATION PLAN (EXIST.)

SCALE : ⅛" = 1'-0"

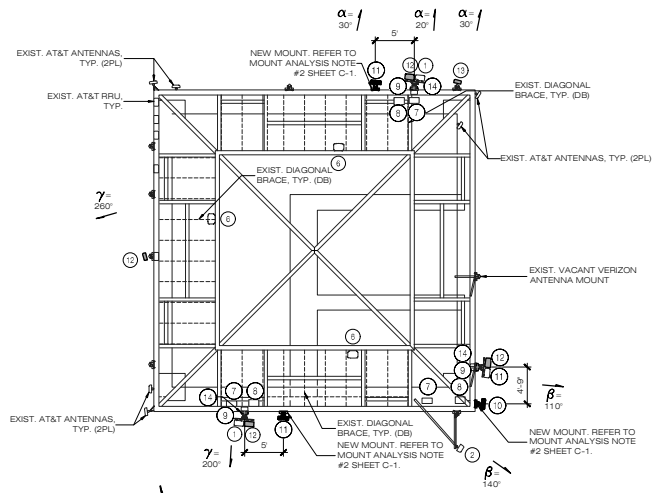

2 C-2 TYP. EQUIP. CONFIGURATION PLAN (NEW)

SCALE : ⅛" = 1'-0"

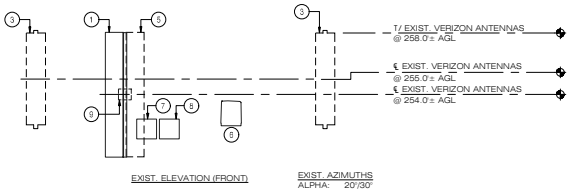

3 C-2 EXIST. EQUIP. MOUNTING CONFIG. (ALPHA)

SCALE : ¼" = 1'-0"

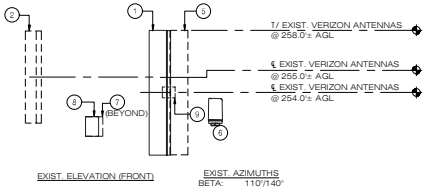

5 C-2 EXIST. EQUIP. MOUNTING CONFIG. (BETA)

SCALE : ¼" = 1'-0"

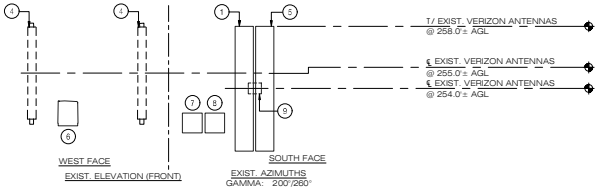

7 C-2 EXIST. EQUIP. MOUNTING CONFIG. (GAMMA)

SCALE : ¼" = 1'-0"

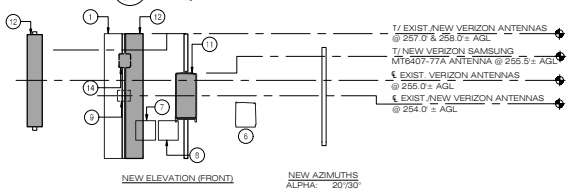

4 C-2 NEW EQUIP. MOUNTING CONFIG. (ALPHA)

SCALE : ¼" = 1'-0"

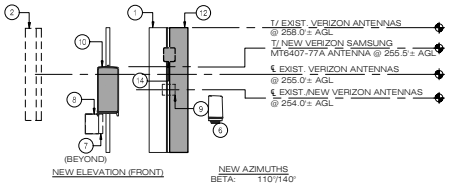

6 C-2 NEW EQUIP. MOUNTING CONFIG. (BETA)

SCALE : ¼" = 1'-0"

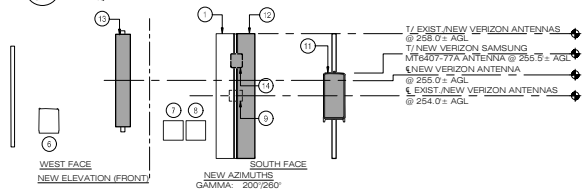

8 C-2 NEW EQUIP. MOUNTING CONFIG. (GAMMA)

SCALE : ¼" = 1'-0"

NOTES:

1. ANTENNA CONFIGURATIONS SHOWN HEREIN ARE FRONT ELEVATIONS.
2. ANTENNA SPACING DIMENSIONS ARE TO THE CENTER OF THE EXIST. ANTENNA AND PROP. ANTENNA FACE.
3. REFER TO THE FINAL RFDS PROVIDED BY VERIZON FOR THE LATEST INFORMATION REGARDING EQUIPMENT MODELS, REQUIRED CABLING & DOWN-TILT INFORMATION.
4. APPLY 3M FILM OVER ALL EXPOSED mmWAVE ANTENNAS COLOR TO MATCH EXIST. STRUCTURE (WHERE APPLICABLE) COORDINATE WITH VERIZON CONSTRUCTION MANAGER AND LL.

GENERAL ABBREVIATION LIST:

□	ABP	ABOVE BASE PLATE
□	AGL	ABOVE GROUND LEVEL
□	AMSL	ABOVE MEAN SEA LEVEL
□	AWS	ADVANCED WIRELESS SERVICE
□	HDG	HOT DIP GALVANIZED
□	OVP	OVER VOLTAGE PROTECTION
□	RRH	REMOTE RADIO HEAD
□	V.I.F.	VERIFY IN FIELD
□	W.P.	WORK POINT
□	A.F.R.	ABOVE FINISH ROOF

SCOPE OF WORK (ALL) SECTORS

1. EXIST. ANTENNA (TO REMAIN) MODEL: ANDREW JAHH-65C-R3B
2. EXIST. ANTENNA (TO REMAIN) MODEL: ANTEL BXA-70063-6CF
3. EXIST. ANTENNA (TO BE REPLACED) MODEL: ANTEL LPA-80063-6CF
4. EXIST. ANTENNA (TO BE REPLACED) MODEL: ANTEL LPA-80080-6CF
5. EXIST. ANTENNA (TO BE REPLACED) MODEL: ANDREW JAHH-65C-R3B
6. EXIST. 6OVP (TO REMAIN) MODEL: RAYCAP RHSDC-3315-PF-48
7. EXIST. DUAL BAND RRH (TO REMAIN) MODEL: SAMSUNG B13/B5 RRH-BR04C (RFV01U-D2A)
8. EXIST. DUAL BAND RRH (TO REMAIN) MODEL: SAMSUNG B66/B2A RRH-BR049 (RFV01U-D1A)
9. EXIST. QUAD DIPLEXER (TO REMAIN) (V.I.F.) MODEL: COMMSCOPE CBC78T-DS-43-2X
10. NEW ANTENNA MODEL: SAMSUNG MT6407-77A w/ INTEGRATED RRH
11. NEW ANTENNA & MOUNT MODEL: SAMSUNG MT6407-77A w/ INTEGRATED RRH
12. NEW ANTENNA MODEL: ANDREW JAHHSS-65A-R3BT4
13. NEW ANTENNA MODEL: ANTEL BXA-70063-6CF
14. NEW CBRS RRH MODEL: SAMSUNG RT4401-48A

Cellco Partnership d/b/a
verizon
20 ALEXANDER DRIVE
WALLINGFORD, CT 06492

ALL-POINTS TECHNOLOGY CORPORATION
567 VAUXHALL STREET EXTENSION - SUITE 311
WATERFORD, CT 06385 PHONE: (860)-663-1697
WWW.ALLPOINTSTECH.COM FAX: (860)-663-0935

CONSTRUCTION DOCUMENTS

NO	DATE	REVISION
0	10/25/21	FOR REVIEW: JRM
1	11/23/21	FOR FILING: JRM
2	12/06/21	FOR FILING: JRM
3	12/14/21	FOR FILING: JRM
4		
5		
6		

STATE OF CONNECTICUT
MICHAEL TRODDEN
33313
LICENSED
PROFESSIONAL ENGINEER

DESIGN PROFESSIONALS OF RECORD
PROF: MICHAEL S. TRODDEN P.E.
COMP: ALL-POINTS TECHNOLOGY CORPORATION, P.C.
ADD: 567 VAUXHALL STREET EXT. SUITE 311 WATERFORD, CT 06385

OWNER: AMER TEL & TEL CO
ADDRESS: P.O. BOX 2707 BEDMINSTER , NJ 07921

CHESHIRE CT

SITE ADDRESS: 751 HIGGINS ROAD CHESHIRE, CT 06410

APT FILING NUMBER: CT141_12460

DRAWN BY: DRA

DATE: 10/25/21 CHECKED BY: JRM

VZ PROJECT CODE: 20212254428

VZ LOCATION CODE: 468692

VZ FUZE ID: 16227584

SHEET TITLE:

EXIST. & NEW EQUIPMENT MOUNTING CONFIGURATIONS

SHEET NUMBER:

C-2

EQUIPMENT DATA

EQUIPMENT SPECIFICATIONS

SECTOR	ANTENNA MAKE/MODEL	QTY	AZIMUTH	EQUIPMENT STATUS	HEIGHT (IN)	WIDTH (IN)	DEPTH (IN)	WEIGHT (LBS)
ALPHA	SAMSUNG MT6407-77A	1	30°	**NEW**	35.1 (5)	16.1 (5)	5.51 (5)	87.1 (5)(5)
	700/850/1900: COMMSCOPE JAHH-65C-R3B	1	20°	ETR	96.0	13.8	8.2	79.6 (2)
	700/850/2100/CBRS: COMMSCOPE JAHHSS-65C-R3BT4	1	20°	NEW	96.0	13.8	8.2	89.8 (2)
	850: ANTEL BXA-70063-6CF	1	20°	NEW	71.0	11.3	6.0	17.0 (2)
BETA	700/850/1900: COMMSCOPE JAHH-65C-R3B	**1**	**110°**	ETR	96.0	13.8	8.2	79.6 (2)
	700/850/2100/CBRS: COMMSCOPE JAHHSS-65C-R3BT4	1	110°	NEW	96.0	13.8	8.2	89.8 (2)
	SAMSUNG MT6407-77A	1	110°	NEW	35.1 (5)	16.1 (5)	5.51 (5)	87.1 (5)(5)
	850: ANTEL BXA-70063-6CF	1	110°	ETR	71.0	11.3	6.0	17.0 (2)
GAMMA	SAMSUNG MT6407-77A	1	200°	NEW	35.1 (5)	16.1 (5)	5.51 (5)	87.1 (5)(5)
	700/850/1900: COMMSCOPE JAHH-65C-R3B	1	200°	ETR	96.0	13.8	8.2	79.6 (2)
	700/850/2100/CBRS: COMMSCOPE JAHHSS-65C-R3BT4	1	200°	NEW	96.0	13.8	8.2	89.8 (2)
	850: ANTEL BXA-70063-C6F	1	260°	NEW	71.0	11.3	6.0	17.0 (2)
	APPURTENANCE MAKE/MODEL							
	SAMSUNG CBRS RT4401-48 RRH	3	-	NEW	10.6	8.9	3.0	11.0
	SAMSUNG B2/B66A RRH-BR049 (RFV01U-D1A)	3	-	ETR	14.9	14.9	10.04	97.5
	SAMSUNG B5/B13 RRH-BR04C (RFV01U-D2A)	3	-	ETR	14.9	14.9	8.14	82.0
	COMMSCOPE CBC78T-DS-43-2X QUAD DIPLEXER	3	-	ETR	6.4	6.9	9.6	20.7
	RAYCAP RHSDC-3315-PF-48 (6 OVP)	3	-	ETR	28.9	15.7	10.3	32

(1) ETR DENOTES EXIST. TO REMAIN
(2) WEIGHT WITHOUT MOUNTING BRACKET.
(3) ANTENNA DATA BASED ON LATEST VERIZON RFDS.
(4) EQUIPMENT CONFIGURATION INDICATED ABOVE VIEWED FROM BEHIND.
(5) NOT TO EXCEED

BILL OF MATERIALS

	EQUIPMENT DESCRIPTION	QUANTITY	LENGTH	COMMENTS
1	700/850/2100/CBRS	3		(COMMSCOPE JAHHSS-65C-R3B4T) MOUNTED TO EXIST. SIDE-BY-SIDE MOUNT
2	LSU86 ANTENNA w/ INTEGRATED RRH	3		SAMSUNG MT6407-77A
3	850	2		(ANTEL BXA-70063-6CF) MOUNTED TO EXIST.,NEW ANTENNA MOUNT
4	ANTENNA LINK CABLES	9	15 M	ROUTE FROM UPPER OVP TO ANTENNAS
5	ANTENNA POWER CABLES	3	15 M	PROPRIETARY POWER CABLE FROM UPPER OVP TO ANTENNAS
6	1/2" JUMPER CABLE	12	15 FT	ROUTED FROM RRH TO ANTENNAS
7	SAMSUNG CBRS RT4401-48 RRH	3		MOUNTED ON EXIST. ANTENNA PIPE MAST (COORDINATE WIRING w/ VERIZON EQUIP. ENGINEER)
8	CPRI CABLE	3	25 FT	ROUTE FROM UPPER OVP TO RRH
9	10 AWG x2 DC POWER CABLE	6	25 FT	PROPRIETARY POWER CABLE FROM UPPER OVP TO ANTENNA/RRH

NOTES:
1. INFORMATION SHOWN HEREON IS FOR USE BY VERIZON EQUIPMENT OPERATIONS.
2. INFORMATION IS BASED ON LATEST VERIZON RFDS.
3. * DENOTES EQUIPMENT DESIGNATED "FOR LEASING ONLY" (WHERE APPLICABLE)
4. INSTALL ALARM BOARDS AT ALL OVPs WHERE REQUIRED. COORDINATE w/ VERIZON EQUIPMENT ENGINEERING.
5. INSTALL UP-CONVERTER(S) LOCATED AT BASE OVPs WHERE REQUIRED. COORDINATE w/ VERIZON EQUIPMENT ENGINEERING AS NECESSARY.
6. COORDINATE ANTENNA CABLING REQUIREMENTS WITH VERIZON ENGINEERING.
7. CONTRACTOR SHALL INSTALL NEW SIDE-BY-SIDE & DUAL-MOUNT BRACKETS PER ANTENNA MOUNT MANUFACTURER RECOMMENDATIONS, INCLUDING VERIFICATION OF MINIMUM PIPE MAST DIAMETER REQUIRED TO INSTALL NEW MOUNT BRACKETS. UNLESS NOTED OTHER WISE, CONTRACTOR SHALL NOTIFY ENGINEER OF RECORD SHOULD EXIST. PIPE MASTS REQUIRE REPLACEMENT TO SUPPORT THE NEW MOUNT BRACKETS.

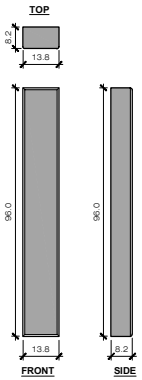

COMMSCOPE JAHHSS-65C-R3BT4
HxWxD=96.0"x13.8"x8.2 89.8 Lbs)

2 B-1 NEW ANTENNA DETAIL
SCALE : ½" = 1'-0"

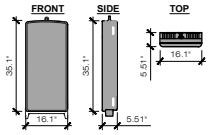

SAMSUNG MT6407-77A ANTENNA
HxWxD=35.1"x16.1"x5.51"
WT=87.1 Lbs
(NOT TO EXCEED)

3 B-1 NEW ANTENNA DETAIL
SCALE : ½" = 1'-0"

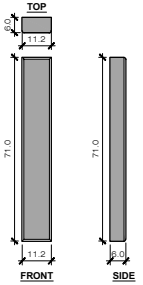

ANTEL BXA-70063-6CF
HxWxD=71.0"x11.2"x6.0" 17 Lbs)

4 B-1 NEW ANTENNA DETAIL
SCALE : ½" = 1'-0"

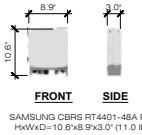

SAMSUNG CBRS RT4401-48A RRH
HxWxD=10.6"x8.9"x3.0" (11.0 lbs)

5 B-1 RRH EQUIPMENT
SCALE: 1" = 1'-0"

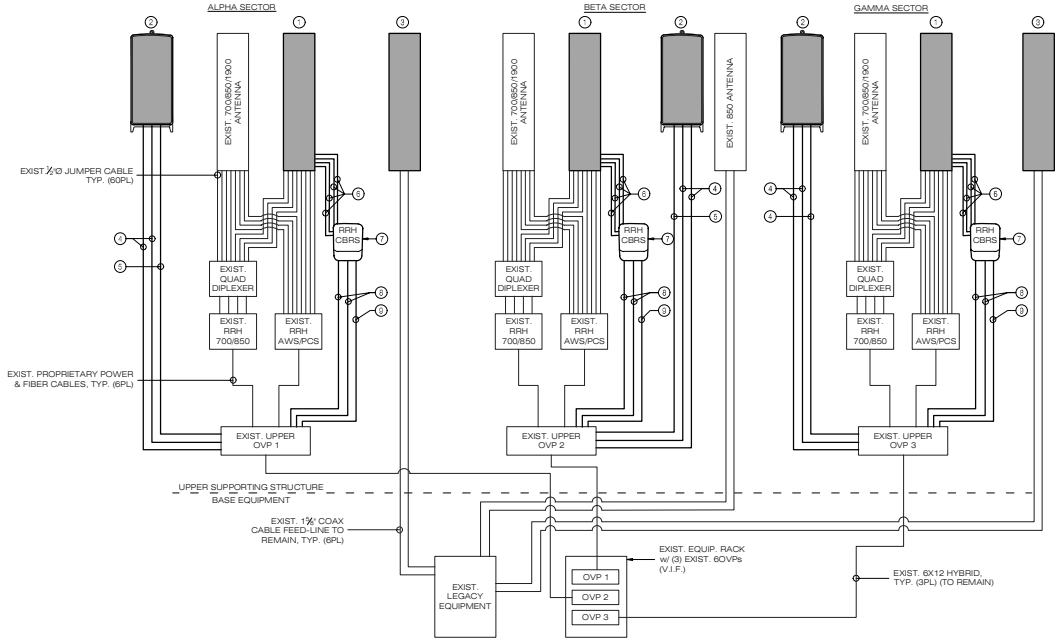

1 B-1 PLUMBING DIAGRAM
SCALE : ½" = 1'-0"

NOTE: EQUIPMENT CONFIGURATION AS VIEWED FROM BEHIND.

Cellco Partnership d/b/a
verizon
20 ALEXANDER DRIVE
WALLINGFORD, CT 06492

ALL-POINTS TECHNOLOGY CORPORATION
567 VAUXHALL STREET EXTENSION - SUITE 311
WATERFORD, CT 06385 PHONE: (860)-663-1697
WWW.ALLPOINTSTECH.COM FAX: (860)-663-0935

CONSTRUCTION DOCUMENTS

NO	DATE	REVISION
0	10/25/21	FOR REVIEW: JRM
1	11/23/21	FOR FILING: JRM
2	12/06/21	FOR FILING: JRM
3	12/14/21	FOR FILING: JRM
4		
5		
6		

DESIGN PROFESSIONALS OF RECORD

PROF: MICHAEL S. TRODDEN P.E.
COMP: ALL-POINTS TECHNOLOGY CORPORATION, P.C.
ADD: 567 VAUXHALL STREET EXT. SUITE 311 WATERFORD, CT 06385

OWNER: AMER TEL & TEL CO
ADDRESS: P.O. BOX 2707 BEDMINSTER , NJ 07921

CHESHIRE CT

SITE ADDRESS: 751 HIGGINS ROAD CHESHIRE, CT 06410

APT FILING NUMBER: CT141_12460

DRAWN BY: DRA

DATE: 10/25/21 CHECKED BY: JRM

VZ PROJECT CODE: 20212254428

VZ LOCATION CODE: 468692

VZ FUZE ID: 16227584

SHEET TITLE:
RF BILL OF MATERIALS, MECHANICAL SPECIFICATIONS & EQUIPMENT DETAILS

SHEET NUMBER:
B-1

DESIGN BASIS:

GOVERNING CODES/DESIGN STANDARDS:

2015 INTERNATIONAL BUILDING CODE (IBC) AS AMENDED BY THE 2018 CONNECTICUT STATE BUILDING CODE
ASCE 7-10
TIA-222-G (TOWER)

01 GENERAL:

ABBREVIATIONS USED IN THESE SPECIFICATIONS INCLUDE THE FOLLOWING:

ACI	AMERICAN CONCRETE INSTITUTE
ANSI	AMERICAN NATIONAL STANDARDS INSTITUTE
AWS	AMERICAN WELDING SOCIETY
AISC	AMERICAN INSTITUTE OF STEEL CONSTRUCTION
ASCE	AMERICAN SOCIETY OF CIVIL ENGINEERS
ASTM	AMERICAN STANDARDS AND TESTING METHODS
CRSI	CONCRETE REINFORCING STEEL INSTITUTE
ICC-ES	INTERNATIONAL CODE COUNCIL EVALUATION SERVICE
TIA	TELECOMMUNICATIONS INDUSTRY ASSOCIATION
UL	UNDERWIRTERS LABORATORIES
NEC	NATIONAL ELECTRICAL CODE
NFPA	NATIONAL FIRE PROTECTION ASSOCIATION
OSHA	OCCUPATIONAL SAFETY AND HEALTH ADMINISTRATION

EVERY INDIVIDUAL TRADE, DISCIPLINE, AND CONTRACTOR SHALL INCLUDE THESE GENERAL SPECIFICATIONS.

THE ENGINEER IS NOT RESPONSIBLE FOR NOR A GUARANTOR OF THE INSTALLING CONTRACTORS WORK, ADEQUACY OF ANY SITE COMPONENT, SUPERVISION OF ANY WORK, AND SAFETY IN, ON, OR ABOUT THE WORK SITE.

ANY REFERENCE HEREIN TO AN OR EQUAL ITEM, THAT EQUAL ITEM SHALL BE PRE-APPROVED BY THE CONSTRUCTION MANAGER BEFORE INSTALLATION

ALL TRADES SHALL COORDINATE THEIR WORK WITH ALL OTHER TRADES AND OTHER WORK AND CONDITIONS AS APNEWRIATE OR REQUIRED TO AVOID CONFLICTS. RESOLVE AND COORDINATE ALL CONFLICTS WITH ALL AFFECTED WORK AND SITE OPERATIONS. COORDINATION WITH THE SITE SHALL BE WITH THE OWNER, OR OWNER'S SPECIFIED REPRESENTATIVE, FOR EVERYTHING RELATED TO THE INSTALLATION OF THIS PROJECT.

ALL WORK SHALL BE IN STRICT ACCORDANCE WITH ALL APPLICABLE EDITIONS OF ALL APPLICABLE CODES AND SHALL BE ACCEPTABLE TO ALL AUTHORITIES HAVING JURISDICTION (AHJ). WHERE A CONFLICT EXISTS BETWEEN CODES, PLANS, SPECIFICATIONS, AND/OR AHJ, THE MORE STRINGENT AUTHORITY SHALL APPLY. WHERE CONFLICT EXISTS BETWEEN PLANS AND SPECIFICATIONS, PLAN SHALL APPLY. WHERE CONFLICT EXISTS BETWEEN PLAN SHEETS, CONSTRUCTION MANAGER SHALL BE CONSULTED PRIOR TO COMMENCING ANY WORK.

CONTRACTOR SHALL PROVIDE ALL LABOR, MATERIALS, INSURANCE, EQUIPMENT, INSTALLATION, CONSTRUCTION TOOLS, TRANSPORTATION, ETC., FOR A COMPLETE AND NEWERLY OPERATIVE AND USABLE SYSTEM THROUGHOUT AND AS INDICATED ON THE DRAWINGS AND AS SPECIFIED HEREIN AND/OR OTHERWISE REQUIRED.

CONTRACTOR SHALL VERIFY ALL EXISTING CONDITIONS, INSTALLATIONS, AND EQUIPMENT IN THE FIELD PRIOR TO BID, FABRICATION, AND INSTALLATION OF ANY WORK.

CONTRACTORS SHALL VERIFY ALL DIMENSIONS AND CONDITIONS IN THE FIELD PRIOR TO FABRICATION AND ERECTION OF ANY MATERIAL. THE ENGINEER SHALL BE NOTIFIED FOR INSPECTIONS PRIOR TO CLOSING PENETRATIONS AND OF ANY CONDITIONS WHICH PRECLUDE COMPLETION OF THE WORK IN ACCORDANCE WITH THE CONTRACT DOCUMENTS.

CONTRACTOR SHALL VISIT THE SITE TO MANAGE AND GAIN APPROVAL FOR ALL TENANT DISRUPTIONS, POWER OUTAGES, WORK SCHEDULES, DEFINITION OF WORK AREA AND WORK STORAGE, NEWER BUILDING/SITE ACCESS, NOISE AND CLEANLINESS REQUIREMENTS WITH THE BUILDING/SITE MANAGEMENT PRIOR TO ALL WORK. ANY DISRUPTIONS SHALL BE KEPT TO A MINIMUM AND SHALL BE IMPLEMENTED ONLY UPON WRITTEN APPROVAL OF THE OWNER.

THE CONTRACTOR SHALL SAFEGUARD AGAINST CREATING ANY HAZARD AFFECTING TENANT EGRESS OR COMPROMISING SITE SECURITY MEASURES.

PRIOR TO ALL BELOW-GRADE WORK AND ANY SURFACE WORK IN A NEW AREA FOR STRUCTURES OR VEHICLES, CONTRACTOR SHALL ENGAGE A MARKOUT SERVICE TO IDENTIFY ANY UNDERGROUND STRUCTURES, CONDUITS, AND PIPELINES IN THE AREA. ALL EXISTING SEWER, WATER, GAS, ELECTRIC, FIBER OPTIC, AND OTHER UNDERGROUND UTILITIES IDENTIFIED OR ENCOUNTERED, SHALL BE PROTECTED AT ALL TIMES. EXTREME CAUTION SHOULD BE USED BY THE CONTRACTOR WHEN DIGGING OR EXCAVATING IN ANY MANNER AROUND OR NEAR SUCH UTILITIES. CONTRACTOR IS RESPONSIBLE FOR REPAIRS, REPLACEMENT, AND ALL DAMAGES DUE TO DAMAGE OF UTILITIES BY HIS OPERATIONS.

ALL EXISTING AND NEW EQUIPMENT AND MATERIAL LOCATIONS, ROUTING, ORIENTATION, MOUNTING, SPECIFICATIONS AND GENERAL INSTALLED CHARACTERISTICS SHALL BE CONSIDERED DIAGRAMMATIC ON THE PLANS. EXACT CONDITIONS SHALL BE DETERMINED IN THE FIELD PRIOR TO ANY INSTALLATION. ANY DIFFERENCES THAT MAY CAUSE SCHEDULE, COST, OR QUALITY SHALL BE BROUGHT TO THE ATTENTION OF THE OWNER OR ENGINEER PRIOR TO ANY WORK.

ALL REFERENCES HEREIN TO VERIFICATION OF ANY CONDITION OF SITE, FIELD, PLANS, OR SPECIFICATIONS PRIOR TO ANY WORK SHALL BE THE FULL RESPONSIBILITY OF THE CONTRACTOR. ANY AND ALL ADDITIONS, MODIFICATIONS, CHANGES, REPAIR, OR DEMOLITION AS A RESULT OF FAILURE TO BRING ANY EXISTING CONDITION NEWERLY TO THE ATTENTION OF THE OWNER OR ENGINEER SHALL BE THE FULL RESPONSIBILITY OF THE CONTRACTOR WITHOUT DELAY, COST, OR CHANGES IN QUALITY.

ALL NOTES THIS SHEET SHALL APPLY UNLESS SPECIFICALLY NOTED OTHERWISE ON THE INCLUDED DRAWINGS OR IN SEPARATE PROJECT SPECIFICATIONS AS APPLICABLE. ALL SPECIFICATIONS SHALL BE CONSIDERED REQUIRED UNLESS APPROVED EQUAL BY THE OWNER, CONSTRUCTION MANAGER, OR ENGINEER AS APPLICABLE.

THE WORDS "PROVIDE" OR "INSTALL" SHALL MEAN FURNISH AND INSTALL.

CONTRACTOR SHALL PROVIDE ALL CUTTING AND PATCHING AS REQUIRED FOR THE INSTALLATION OF HIS WORK. ANY PATCHING SHALL MATCH EXISTING SURROUNDING AREA IN ALL RESPECTS. ALL REMOVED MATERIAL SHALL BE REMOVED FROM THE PREMISES DAILY IN AN APPROVED SAFE MANNER.

ALL SURPLUS MATERIAL SHALL BE REMOVED FROM THE SITE PROMPTLY WHEN DEEMED TO BE SURPLUS.

EVERY CONTRACTOR SHALL BE RESPONSIBLE FOR THE PROTECTION OF HIS WORK AND NEWLY INSTALLED OR EXISTING WORK, INCLUDING PROTECTION OF THE SITE, ALL STRUCTURES, AND ALL OCCUPANTS. FURNISH, INSTALL, MAINTAIN, AND REMOVE AS APNEWRIATE, ALL APNEWRIATE BARRIERS, SAFETY GUARDS, SIGNAGE, AND SECURITY AS REQUIRED.

EVERY CONTRACTOR SHALL BE RESPONSIBLE FOR THEIR RESPECTIVE FEES, PERMITS, INSPECTIONS, TESTING, CERTIFICATES, AND ALL MANAGEMENT OF SAME REQUIRED FOR COMPLETION OF AND LEGAL OCCUPANCY OF THE FINISHED PROJECT.

ALL CONTRACTORS SHALL PROVIDE ALL NECESSARY TOOLS, FIXTURES, SERVICES, MATERIALS, JOB AIDS, AND PERSONNEL REQUIRED FOR THE EXECUTION OF THEIR WORK.

EACH CONTRACTOR SHALL GUARANTEE ALL MATERIALS AND WORKMANSHIP BY THEM TO BE FREE OF DEFECTS AND MAINTAINED FOR A PERIOD OF ONE YEAR AFTER ACCEPTANCE OF THE INSTALLATION BY THE OWNER AND ENGINEER.

ALL WORK SHALL BE PERFORMED BY LICENSED CONTRACTORS IN THE TRADE HAVING JURISDICTION.

ANY DEVIATION, MODIFICATION, ADDITION, OR CHANGE IN DESIGN SHALL NOT BE MADE WITHOUT WRITTEN APPROVAL OF THE OWNER OR ENGINEER.

ALL CONTRACTORS SHALL SUBMIT SHOP DRAWINGS OF ALL EQUIPMENT AND MATERIALS TO THE ENGINEER FOR APPROVAL PRIOR TO FABRICATION AND INSTALLATION, AND SHALL NOT PROCEED UNTIL ENGINEER APPROVAL IN WRITING IS RETURNED. EACH CONTRACTOR SHALL MAINTAIN ON JOB SITE A COMPLETE SET OF SHOP DRAWINGS WITH ANY DEVIATIONS FROM THE ORIGINAL DESIGN SHALL BE NOTED.

ALL MATERIALS AND EQUIPMENT SHALL BE NEW, WITHOUT BLEMISH OR DEFECT, AND SUITABLE AND LISTED FOR THE INSTALLATION AND SHALL BE INSTALLED IN ACCORDANCE WITH MANUFACTURERS RECOMMENDATIONS OR SPECIFICATIONS. ALL ITEMS OF EQUIPMENT OR MATERIAL THAT ARE OF ONE GENERIC TYPE SHALL BE ONE MANUFACTURER THROUGHOUT.

ALL MATERIALS, EQUIPMENT, TOOLS, AND ITEMS UNDER THE CONTRACTOR'S RESPONSIBILITY ON THE JOBSITE SHALL BE ADEQUATELY SECURED, MAINTAINED, AND PROTECTED, SO AS NOT TO BECOME DAMAGED OR CREATE ANY HAZARD TO PERSONNEL OR NEWERTY.

THE CONTRACTORS HOURS OF WORK SHALL BE IN ACCORDANCE WITH LOCAL CODES AND ORDINANCES AND BE APPROVED BY THE OWNER.

CONTRACTOR SHALL PROVIDE SAFETY TRAINING FOR ALL OF HIS CREW AND INSURE THAT EVERY CREW MEMBER FOLLOWS SAVE WORK PRACTICES. SAFETY TRAINING SHALL INCLUDE, BUT NOT BE LIMITED TO, FALL PROTECTION, CONFINED SPACE ENTRY, ELECTRICAL SAFETY, AND TRENCHING/EXCAVATION SAFETY WHERE SUCH WORK IS EXECUTED OR ENCOUNTERED.

ALL TEMPORARY WORK REQUIRED OR SPECIFIED AS A PART OF THIS WORK, SHALL MEET ALL OF THE SAME REQUIREMENTS AS PERMANENT INSTALLATIONS, SHALL MEET ALL APPLICABLE CODE REQUIREMENTS, AND SHALL BE COMPLETELY REMOVED AFTER ITS PURPOSES HAVE BEEN SERVED.

ANY EXISTING UTILITY, SERVICE, STRUCTURE, EQUIPMENT, OR FIXTURE OBSTRUCTING THE WORK SHALL BE REMOVED AND/OR RELOCATED AS DIRECTED BY THE CONSTRUCTION MANAGER.

IF ASBESTOS IS ENCOUNTERED DURING WORK EXECUTION, CONTRACTOR SHALL IMMEDIATELY NOTIFY THE CONSTRUCTION MANAGER AND CEASE ALL ACTIVITIES IN AFFECTED AREAS UNTIL NOTIFIED BY THE CONSTRUCTION TO RESUME OPERATIONS.

EXIST. ELECTRICAL AND MECHANICAL FIXTURES, PIPING, WIRING AND EQUIPMENT OBSTRUCTING THE WORK SHALL BE REMOVED AND/OR RELOCATED AS DIRECTED BY THE CONSTRUCTION MANAGER. TEMPORARY SERVICE INTERRUPTIONS MUST BE COORDINATED WITH OWNER.

05 STEEL:

THESE SPECIFICATIONS SHALL INCLUDE THE GENERAL SPECIFICATIONS HEREIN.

MATERIALS:

WIDE FLANGE	ASTM A992, GR 50
TUBING	ASTM A500, GR B
PIPE	ASTM A53, GR B
BOLTS	ASTM A325
GRATING	TYPE GW-2 (1-1/4"x3/16" BARS)
EXISTING METALS	ASTM A36

PROVIDE CERTIFICATION THAT WELDERS TO BE USED IN WORK ARE LICENSED AND HAVE SATISFACTORILY PASSED AWS QUALIFICATION TEST UNDER THE PROVISIONS OF APPENDIX D, PARTS II AND III OF THE AWS CODE FOR WELDING IN BUILDING CONSTRUCTION.

ALL BUILDING CONNECTION POINTS TO BE CENTERED ON EXISTING STRUCTURAL BEARING POINTS AND THE LOCATIONS ARE TO BE VERIFIED IN FIELD PRIOR TO THE FABRICATION OF STEEL.

DESIGN AND CONSTRUCTION OF STRUCTURAL STEEL SHALL CONFORM TO THE LATEST EDITION OF AISC SPECIFICATION FOR *"THE DESIGN, FABRICATION AND ERECTION OF STRUCTURAL STEEL FOR BUILDINGS"*.

NON-STRUCTURAL CONNECTIONS FOR STEEL GRATING MAY USE 5/8" DIAMETER GALVANIZED ASTM A 307 BOLTS UNLESS OTHERWISE NOTED.

ALL STEEL MATERIAL SHALL BE GALVANIZED AFTER FABRICATION IN ACCORDANCE WITH ASTM A123 "ZINC (HOT-DIPPED GALVANIZED) COATINGS" ON IRON AND STEEL PRODUCTS WITH A COATING WEIGHT OF 2 OZ/SF.

ALL BOLTS, ANCHORS AND MISCELLANEOUS HARDWARE EXPOSED TO WEATHER SHALL BE GALVANIZED IN ACCORDANCE WITH ASTM A153 "ZINC COATING (HOT-DIP) ON IRON AND STEEL HARDWARE."

DAMAGED GALVANIZED SURFACES SHALL BE REPAIRED BY TOUCHING UP ALL DAMAGED GALVANIZED STEEL WITH COLD ZINC, "GALVANOX", "DRY GALV", OR "ZINC IT", IN ACCORDANCE WITH MANUFACTURERS GUIDELINES. TOUCH UP DAMAGED NON-GALVANIZED STEEL WITH SAME PAINT APPLIED IN SHOP OR FIELD.

THE ENGINEER SHALL BE NOTIFIED OF ANY INCORRECTLY FABRICATED, DAMAGED OR OTHERWISE MISFITTING OR NONCONFORMING MATERIALS OR CONDITIONS TO REMEDIAL OR CORRECTIVE ACTION. ANY SUCH ACTION SHALL REQUIRE ENGINEER REVIEW. FIELD CUTTING OF STRUCTURAL STEEL IS NOT PERMITTED EXCEPT WITH THE PRIOR APPROVAL OF THE ENGINEER.

CONTRACTOR TO REMOVE AND RE-INSTALL ALL FIRE PROOFING AS REQUIRED DURING CONSTRUCTION.

THE STEEL STRUCTURE SHALL BE DESIGNED TO BE SELF-SUPPORTING AND STABLE AFTER COMPLETION. IT IS THE CONTRACTOR'S SOLE RESPONSIBILITY TO DETERMINE ERECTION PROCEDURE AND SEQUENCE AND TO INSURE THE SAFETY OF THE BUILDING AND ITS COMPONENT PARTS DURING ERECTION.

ALL STEEL ELEMENTS SHALL BE INSTALLED PLUMB AND LEVEL.

TOWER MANUFACTURER'S DESIGNS SHALL PREVAIL FOR TOWER.

CONNECTIONS SHALL BE DESIGNED BY THE FABRICATOR AND CONSTRUCTED IN ACCORDANCE WITH THE LATEST EDITION OF THE AISC *"MANUAL OF STEEL CONSTRUCTION"*. CONNECTIONS SHALL BE PROVIDED TO CONFORM TO THE REQUIREMENTS OF TYPE 2 CONSTRUCTION.

STRUCTURAL CONNECTION BOLTS SHALL CONFORM TO ASTM A325. ALL BOLTS SHALL BE MINIMUM 3/4" DIAMETER AND EACH CONNECTION SHALL HAVE MINIMUM TWO BOLTS. LOCK WASHERS ARE NOT PERMITTED FOR A325 STEEL ASSEMBLIES. IF TENSION CONTROL BOLTS ARE USED, CONNECTIONS SHALL BE DESIGNED FOR SLIP CRITICAL BOLT ALLOWABLE LOAD VALUES.

DESIGN CONNECTIONS AT BEAM ENDS FOR 10 KIPS (MIN).

ALL U-BOLTED CONNECTIONS SHALL BE COMPLETED WITH DOUBLE NUTS OR A LOCK WASHER.

CONTRACTOR SHALL COMPLY WITH AWS CODE FOR PROCEDURES, APPEARANCE AND QUALITY OF WELDS, AND WELDING PROCESSES SHALL BE QUALIFIED IN ACCORDANCE WITH AWS *"STANDARD QUALIFICATION PROCEDURES"*. ALL WELDING SHALL BE PERFORMED USING E70XX ELECTRODES AND SHALL CONFORM TO AISC AND D1.1. WHERE FILLET WELD SIZES ARE NOT SHOWN, PROVIDE THE LARGER OF 1/4" FILLET OR MINIMUM SIZE PER TABLE J2.4 IN THE AISC *"MANUAL OF STEEL CONSTRUCTION"*. AT THE COMPLETION OF WELDING, ALL DAMAGE TO GALVANIZED COATING SHALL BE REPAIRED. SEE NOTE REGARDING DAMAGED GALVANIZED SURFACES.

ALL ARC AND GAS WELDING SHALL BE DONE BY A LICENSED AND CERTIFIED WELDER IN ACCORDANCE WITH AWS.

SEAL ALL PENETRATIONS AND SEAMS BETWEEN MASONRY AND STEEL WITH DOW CORNING 790 SILICONE BUILDING SEALANT OR EQUAL.

26 ELECTRICAL:

THESE SPECIFICATIONS SHALL INCLUDE THE GENERAL SPECIFICATIONS HEREIN.

ALL ELECTRICAL CONDUCTORS:

☐ INSULATION SHALL BE MINIMUM 600V TYPE THHN, THWN-2, OR XHHW.
☐ BRANCH CIRCUIT CONDUCTORS SHALL BE SOFT DRAWN 98% MINIMUM CONDUCTIVITY NEWERLY REFINED COPPER.
☐ FEEDER CIRCUIT CONDUCTORS SHALL BE EITHER COPPER OR ALUMINUM OF THE APNEWRIATE SIZE FOR THE APPLICATION, OR AS SPECIFICALLY NOTED.
☐ PERMANENTLY LABEL OR TAG ALL CONDUCTORS WITH THEIR CIRCUIT DESIGNATION AT ALL TERMINATION ENDS, SPLICES, AND VISIBLE AS PASS-THROUGH IN ALL ENCLOSURES.

ALL CONDUIT, RACEWAY, WIREWAYS, DUCTS, ETC. SHALL BE LISTED AND SUITABLE FOR THE APPLICATION. ONLY THE FOLLOWING CONDUITS AS APPROVED AND LISTED FOR THE APPLICATION SHALL BE ACCEPTABLE:

☐ ELECTRICAL METALLIC TUBING (EMT).
☐ COMPRESSION COUPLINGS AND CONNECTORS ONLY MADE UP WRENCH TIGHT.
☐ FLEXIBLE METAL CONDUIT (FMC) AND LIQUIDTIGHT FLEXIBLE METAL CONDUIT (LFMC).
☐ FINAL CONNECTIONS TO VIBRATING OR ADJUSTABLE EQUIPMENT INCLUDING, BUT NOT LIMITED TO, LIGHT FIXTURES, HVAC UNITS, TRANSFORMERS, MOTORS, ETC. OR WHERE EQUIPMENT IS PLACED UPON SLAB ON-GRADE.
☐ RIGID GALVANIZED STEEL (RGS).
☐ ALL FITTINGS, CONNECTORS, AND COUPLINGS SHALL BE THREADED MADE UP WRENCH TIGHT.
☐ RIGID POLYVINYL CHLORIDE (PVC) SCHEDULE 40 OR SCHEDULE 80.
☐ MAY BE USED FOR SERVICES, EXTERIOR, BELOW GRADE, AND WET LOCATIONS.
☐ SHALL NOT BE USED IN CONCRETE SLABS NOR EXPOSED WITHIN A BUILDING OR STRUCTURE.
☐ METAL-CLAD CABLE (MC)
☐ CONCEALED INSTALLATIONS ONLY.
☐ WITHIN A DUCT WITH SMOOTH OR CORRUGATED METAL JACKET AND NO OUTER COVERING OVER THE METAL JACKET.

IN FINISHED SPACES, ALL CONDUITS SHALL BE CONCEALED EXCEPT TO MAKE A FINAL CONNECTION TO EQUIPMENT NOT MOUNTED IN OR AGAINST FINISH MATERIAL.

ALL FEEDER AND BRANCH CIRCUITS SHALL HAVE A SEPARATE NEWERLY SIZED AND MARKED GROUNDING CONDUCTOR, PER APPLICABLE CODES, THAT BONDS ALL ENCLOSURES, BOXES, ETC. CONDUIT SHALL NOT BE USED AS A GROUNDING OR BONDING CONDUCTOR.

IF EXISTING ELECTRIC SERVICE IS TO REMAIN, CONTRACTOR SHALL BE VERIFY THAT IT MEETS PROJECT REQUIREMENTS WITHOUT MODIFICATION. IF IT IS TO BE ADDED OR REPLACED AS A PART OF THIS WORK, CONTRACTOR SHALL ORDER FROM, COORDINATE WITH, AND GAIN APPROVAL FROM THE ELECTRICAL UTILITY. ALL ELECTRICAL EQUIPMENT SHALL BE AS SPECIFIED AND AS APPROVED BY THE LOCAL UTILITY WHERE APPLICABLE.

ALL EQUIPMENT, ENCLOSURES, ETC. SHALL BE SUITABLE FOR THE INSTALLED ENVIRONMENT, MINIMUM NEMA 3R FOR ALL EXTERIOR INSTALLATIONS.

WIRING DEVICES SHALL BE SPECIFICATION GRADE AND WIRING DEVICE COVER PLATES SHALL BE PLASTIC WITH ENGRAVING AS SPECIFIED. COLOR SHALL BE IVORY. ALL DEVICES AND COVER PLATES SHALL BE OF THE SAME MANUFACTURER.

ALL FIRE-RATED PENETRATIONS SHALL BE SEALED USING A SUITABLE AND LISTED FIRE SEALING DEVICE OR GROUT THAT WILL MAINTAIN THE FIRE RATING OF THE STRUCTURE PENETRATED.

PROVIDE PERMANENTLY AFFIXED ENGRAVED NAMEPLATES FOR ALL CODE REQUIRED LABELING AND ON ALL PANELS, METERING, DISCONNECTS, AND ELECTRICAL EQUIPMENT THAT IDENTIFIES EQUIPMENT SERVED, ELECTRICAL SOURCE WITH CIRCUIT IDENTIFICATION, AND VOLTAGES WITHIN.

ELECTRICAL CONTRACTOR IS RESPONSIBLE FOR ALL FINAL TERMINATIONS TO ALL EQUIPMENT.

ALL ELECTRICAL APPURTENANCES THAT ARE DISCONNECTED SHALL BE COMPLETELY REMOVED WITH EXISTING STRUCTURES TO REMAIN, REPAIRED, FINISHED, FILLED, PAINTED, ETC. ALL PANEL SCHEDULES, EQUIPMENT LABELING, AND CODE-REQUIRED LABELING, SHALL BE VERIFIED AND NEWERLY COMPLETED TO MATCH THE INSTALLATION.

26 GROUNDING:

THESE SPECIFICATIONS SHALL INCLUDE THE GENERAL SPECIFICATIONS HEREIN.

GROUND ALL SYSTEMS AND EQUIPMENT IN ACCORDANCE WITH BEST INDUSTRY PRACTICE, THE REQUIREMENTS OF THE NFPA 70 NATIONAL ELECTRICAL CODE (NEC), AND ALL OTHER APPLICABLE CODES AND REGULATIONS.

ALL GROUNDING ELECTRODES PRESENT AT EACH SERVICE LOCATION SHALL BE BONDED TOGETHER TO FORM THE GROUNDING ELECTRODE SYSTEM.

ALL EQUIPMENT ENCLOSURES, DEVICES, AND CONDUITS SHALL BE GROUNDED BY THE INSTALLATION OF A SEPARATE GROUNDING CONDUCTOR FOR ALL FEEDER AND BRANCH CIRCUITS THAT IS SIZED PER CODE OR IS OF THE SIZE INDICATED ON THE DRAWINGS, SHALL BE CONTINUOUS IN LENGTH, AND SHALL BE BONDED TO EACH ENCLOSURE PASSED THROUGH. CONDUIT SHALL NOT BE USED AS A GROUNDING OR BONDING WIRE OR CIRCUIT.

BOND ALL METALLIC CONDUITS TOGETHER THAT ARE CONNECTED TO NON-METALLIC ENCLOSURES, IN-GROUND BOXES, AND TO AN ENCLOSURE WHERE A GROUND BUS IS SPECIFIED OR SUPPLIED. ACCOMPLISH THIS BOND WITH GROUNDING CONDUCTORS MINIMUM SIZED TO THE LARGEST GROUNDING CONDUCTOR PRESENT IN THE ENCLOSURE CONNECTED TO A GROUNDING TYPE BUSHING EQUALLY SIZED OR MAXIMUM GROUND WIRE ACCOMMODATION AVAILABLE IN STANDARD MANUFACTURE FOR THE CONDUIT SIZE, WHICHEVER IS LESS.

EQUIPMENT GROUNDING AND LOAD SIDE BONDING CONDUCTORS SHALL BE SIZED PER THE CIRCUIT'S OVER-CURRENT PROTECTIVE DEVICE (OCPD) SIZE. WHERE THE UNGROUNDED CONDUCTORS ARE INCREASED IN SIZE ABOVE THE STANDARD FOR THE CIRCUIT'S OCPD, INCREASE THE GROUNDING CONDUCTOR NEWORTIONATELY TO THE CROSS-SECTIONAL AREA OF THE UNGROUNDED CONDUCTORS.

SERVICE MAIN BONDING JUMPERS AND GROUNDING ELECTRODE CONDUCTORS SHALL BE SIZED AND INSTALLED PER THE MINIMUM OF ALL APPLICABLE CODES AND REGULATIONS.

26 LIGHTNING PROTECTION:

THESE SPECIFICATIONS SHALL INCLUDE THE GENERAL SPECIFICATIONS AND THE GROUNDING SPECIFICATIONS HEREIN.

THE LIGHTNING PROTECTION GROUNDING SYSTEM (LPGS) SHALL CONSIST OF BONDING ALL EQUIPMENT AND CONDUCTIVE STRUCTURES TO LOCALIZED SINGLE-POINT GROUNDING CONNECTIONS (TYPICALLY GROUND BARS) WHICH ARE BONDED TOGETHER AND TO AN IN-GROUND SYSTEM. IF THE LPGS IS ON A BUILDING, IT SHALL BE EFFECTIVELY BONDED TO THE ELECTRICAL SERVICE MAIN BONDING JUMPER AND TO ADDITIONAL IN-GROUND ELECTRODES AS MAY BE REQUIRED OR INDICATED. IF THE LPGS IS ON A DEDICATED COMMUNICATION SITE, ALL EQUIPMENT AREAS AND TOWERS SHALL EACH HAVE THEIR OWN IN-GROUND RING WITH EVERY RING BONDED TOGETHER, AND ALL CONDUCTIVE STRUCTURES IN CLOSE PROXIMITY (FENCES, ICE BRIDGES, ISOLATED EQUIPMENT, ETC.) ALSO BONDED TO PROVIDE A COMMON ELECTRICAL EQUIPOTENTIAL SYSTEM FOR ALL CONDUCTIVE ELEMENTS AND STRUCTURES.

CONDUCTORS:

☐ MIN #2 AWG SOLID BARE TINNED COPPER (SBTC) FOR ALL IN-GROUND CONDUCTORS.
☐ MIN #2 AWG COPPER GREEN STRANDED FOR BONDING STRUCTURES, AND FOR INTER-SYSTEM BONDING OF INDIVIDUAL ELEMENTS SUCH AS GROUND BAR TO GROUND BAR.
☐ MIN #6 AWG COPPER GREEN STRANDED OR ALL EQUIPMENT BONDING.
☐ INSTALL ALL IN-GROUND CONDUCTORS IN THE SAME HORIZONTAL PLANE OR IN A DOWNWARD DIRECTION AWAY FROM THE TOWER AND EQUIPMENT AREAS.
☐ AVOID LONG RUNS. MAKE DIRECT RUNS AS MUCH AS POSSIBLE.
☐ PLACE THROUGH NON-METALLIC SLEEVES WHEN PASSING THROUGH FLOORS, WALLS, CEILINGS, AND SIMILAR STRUCTURES.
☐ MAKE ALL CONNECTIONS IN CONTACT WITH EARTH WITH EXOTHERMIC WELDING. MAKE ALL OTHER CONNECTIONS WITH EXOTHERMIC WELDING, IRREVERSIBLE COMPRESSION CONNECTORS, OR LISTED COMPRESSION TWO-HOLE LUGS.
☐ INSTALL ALL CONDUCTORS WITH A MINIMUM 18 INCH BEND RADIUS AND NO BEND LONGER THAN A 90 DEGREE ARC. ALL BENDS SHALL BE HORIZONTAL, OR DOWNWARD TOWARDS EARTH.
☐ ALL CONDUCTORS PASSING FROM ABOVE-GROUND TO IN-GROUND CONNECTIONS, WHERE EXPOSED, SHALL BE COVERED AND PROTECTED WITH A NON-METALLIC CONDUIT SEALED AT BOTH ENDS.
☐ IF 2 OR MORE IN-GROUND CONDUCTOS ARE IN THE SAME PATH (2 RINGS OVERLAPPING, BONDING FOLLOWING ANOTHER RING OR RADIAL, OR SIMILAR), COMBINE WITH A SHARED SINGLE CONDUCTOR.

EQUIPMENT AND TOWER GROUND RINGS SHALL BE:

☐ BONDED TO ANY CONDUCTIVE OBJECT OR STRUCTURE WITHIN 5 FEET OF EQUIPMENT GROUND RINGS AND WITHIN 20 FEET OF TOWER GROUND RINGS.
☐ INSTALLED MINIMUM 18 INCHES FROM FOUNDATIONS, FOOTINGS, AND SIMILAR.

INSTALL ALL IN-GROUND RINGS, RADIALS, BONDS CONNECTING THEM, AND ALL SIMILAR GROUNDING:

☐ MIN 30 INCHES BELOW GRADE, OR 6 INCHES BELOW THE FROST LINE, WHICHEVER IS GREATER DEPTH.
☐ MIN 2 FEET FROM FOUNDATIONS, FOOTINGS, OTHER GROUNDING SYSTEMS, AND SIMILAR STRUCTURES, EXCEPT WHEN MAKING A BOND TO ANY OF THESE STRUCTURES. DO NOT BOND TO FOUNDATION INTERNAL REINFORCEMENT.

ALL EQUIPMENT GROUPED IN A COMMON AREA, COMPOUND, STRUCTURE, OR SIMILAR SHALL BE BONDED TO A SINGLE-POINT GROUND, PREFERABLY AN ISOLATED GROUND BAR. BOND THE GROUND BAR TO THE SYSTEM WITH MINIMUM SINGLE BONDING CONDUCTOR. IF BONDING TO AN IN-GROUND RING, INSTALL 2 BONDING CONDUCTORS MINIMUM WITH EACH CONDUCTOR INSTALLED DIRECTIONALLY AWAY FROM EACH OTHER AND PARALLEL TO THE IN-GROUND CONDUCTOR, WITH NO TEE CONNECTIONS.

TOWER GROUNDING:

☐ EACH TOWER LEG SHALL BE BONDED TO ITS RING. SINGLE-LEGGED TOWERS, OR MONOPOLES, SHALL HAVE 2 BONDS ON OPPOSITE SIDES.
☐ BOND TO TOWER BASE, NOT TO VERTICAL TOWER STRUCTURE, AWAY FROM TOWER MOUNTING HARDWARE.
☐ EACH BOND SHALL HAVE A CORRESPONDING GROUND ROD ON THE RING.
☐ EACH BOND SHALL CONSIST OF 2 CONDUCTORS FROM THE TOWER TO ITS RING WITH EACH CONDUCTOR DIRECTED IN OPPOSITE DIRECTIONS WITH A PARALLEL CONNECTION ON THE RING ON OPPOSITE SIDES OF THE GROUND ROD.

EQUIPMENT AREA GROUNDING:

☐ COMMUNICATION AREAS ON EARTH SHALL HAVE A GROUND RING.
☐ BOND ALL EQUIPMENT TO A SINGLE-POINT GROUND (GROUND BAR).
☐ BOND THE EQIPMENT SINGLE-POINT GROUND TO THE EQUIPMENT GROUND RING WITH MINIMUM 2 CONDUCTORS DIRECTED IN OPPOSITE DIRECTIONS WITH PARALLEL CONNECTIONS ON THE RING.
☐ IF EQUIPMENT IS ENCLOSED IN A SHELTER:
☐ IF THE SHELTER IS CONSIDERED TO BE EXPOSED TO A DIRECT LIGHTNING STRIKE, INSTALL A BUILDING LIGHTNING PROTECTION SYSTEM PER APPLICABLE VERSION OF NFPA 780.
☐ BOND ALL FIXED CONDUCTIVE BUILDING COMPONENTS TOGETHER AND TO THE BUILDING RING GROUND AT THE CORNERS. THIS IS TYPICALLY CALLED THE HALO GROUND. DO NOT BOND EQUIPMENT TO THE HALO GROUND.
☐ BOND ALL EQUIPMENT TOGETHER TO A SINGLE-POINT OR INTERIOR EQUIPMENT RING GROUND (IEGR). BOND THE SINGLE-POINT OR IEGR TO THE EXTERNAL EQUIPMENT RING GROUND.
☐ PLACE GROUND RODS AT THE EQUIPMENT GROUND RING CORNERS.

GROUND RODS:

☐ SEPARATION SPACE BETWEEN ANY 2 GROUND RODS SHALL BE NO CLOSER THAN THEIR DEPTH. THIS APPLIES TO ALL RODS IN THE COMPLETE SYSTEM.
☐ DRIVE VERTICALLY IN UNDISTURBED SOIL WITH THE TOP AT SAME DEPTH AS THE IN-GROUND CONDUCTOR. IF NOT POSSIBLE TO INSTALL VERTICALLY, PLACE AS CLOSE TO VERTICAL AS POSSIBLE AND IN A DIRECTION AWAY FROM THE NEAREST ABOVE-GROUND CONDUCTIVE ELEMENT (TOWER, EQUIPMENT, ETC.).

RADIALS (TYP. NEW DEDICATED COMMUNICATION SITES):

☐ WHERE FEASIBLE WITH ENOUGH SPACE AVAILABLE, INSTALL A MINIMUM OF 4, MAXIMUM 10 RING RADIALS.
☐ EACH RADIAL'S LENGTH SHALL BE MIN 20 FT, MAX 80 FT.
☐ EXTEND RADIALS PERPENDICULAR FROM RINGS IN AS STRAIGHT LINE AS POSSIBLE, AWAY FROM OTHER RING GROUNDS, RADIALS, BONDS, AND SIMILAR.
☐ A COMMON PRACTICE IS TO PLACE 4 RADIALS FROM THE TOWER RING TO THE 4 CORNERS OF THE AVAILABLE AREA.

AT A MINIMUM, BOND ALL COMPOUND CONDUCTIVE FENCE CORNER POSTS AND GATE POSTS TO THE LPGS. PREFERABLY, INSTALL A GROUND RING THAT FOLLOWS THE FENCE LINE, BONDING ALL POSTS TO THE RING.

27 ANTENNAS & CABLES:

THESE SPECIFICATIONS SHALL INCLUDE THE GENERAL SPECIFICATIONS HEREIN.

THE CONTRACTOR SHALL FURNISH AND INSTALL ALL TRANSMISSION CABLES, JUMPERS, CONNECTORS, GROUNDING STRAPS, ANTENNAS, MOUNT AND HARDWARE. ALL MATERIALS SHALL BE INSPECTED BY THE CONTRACTOR FOR DAMAGE UPON DELIVERY. JUMPERS SHALL BE SUPPLIED AT ANTENNAS AND EQUIPMENT INSIDE SHELTER. COORDINATE LENGTH OF JUMPER CABLES WITH OWNER. COORDINATE AND VERIFY ALL OF THE MATERIALS TO BE PROVIDED WITH OWNER PRIOR TO SUBMITTING BID AND ORDERING MATERIALS.

AFTER INSTALLATION, THE TRANSMISSION LINE SYSTEM SHALL BE PIM / SWEEP TESTED FOR NEWER INSTALLATION AND DAMAGE WITH ANTENNAS CONNECTED. CONTRACTOR SHALL OBTAIN AND USE LATEST TESTING PROCEDURES FROM OWNER OR MANUFACTURER PRIOR TO BIDDING.

ANTENNA CABLES SHALL BE UNIQUELY COLOR-CODED AT THE ANTENNAS, BOTH SIDES OF EQUIPMENT SHELTER WALL, AND JUMPER CABLES AT THE EQUIPMENT.

THE CONTRACTOR SHALL FURNISH AND INSTALL ALL CONNECTORS, ASSOCIATED CABLE MOUNTING AND GROUNDING HARDWARE, WALL MOUNTS, STANDOFFS, AND ALL ASSOCIATED HARDWARE TO INSTALL ALL CABLES AND ANTENNAS TO THE MANUFACTURER'S AND OWNER'S SPECIFICATIONS.

ANTENNA CABLES SHALL BE FOAM DIELECTRIC COAXIAL CABLES AS FOLLOWS:

☐ BASE STATION ANTENNAS:
  ☐ 7/8" DIAMETER FOR CABLE LENGTHS UP TO 100 FT.
  ☐ 1-5/8" DIAMETER FOR CABLE LENGTHS GREATER THAN 100 FT.
  ☐ GPS ANTENNAS:
  ☐ 7/8" DIAMETER FOR CABLE LENGTHS UP TO 200 FT.
  ☐ 1-5/8" DIAMETER FOR CABLE LENGTHS GREATER THAN 200 FT.

MINIMUM BENDING RADIUS FOR COAXIAL CABLES SHALL BE:

☐ 15 FT FOR 7/8" COAXIAL CABLES.
☐ 25 FT FOR 1-5/8" COAXIAL CABLES.

CABLE SHALL BE INSTALLED WITH A MINIMUM NUMBER OF BENDS WHERE POSSIBLE. CABLE SHALL NOT BE LEFT UNTERMINATED AND SHALL BE SEALED IMMEDIATELY AFTER BEING INSTALLED.

ALL EXTERIOR CABLE CONNECTIONS SHALL BE COVERED WITH A WATERPROOF SPLICING KIT.

CONTRACTOR SHALL VERIFY EXACT LENGTH AND DIRECTION OF TRAVEL IN FIELD PRIOR TO CONSTRUCTION.

CABLE SHALL BE FURNISHED AND INSTALLED WITHOUT SPLICES AND WITH CONNECTORS AT EACH END.

27 CABLE TRAY:

THESE SPECIFICATIONS SHALL INCLUDE THE GENERAL SPECIFICATIONS HEREIN.

CABLE TRAY SHALL BE MADE OF EITHER CORROSION RESISTANT METAL OR WITH A CORROSION RESISTANT FINISH.

CABLE TRAY SHALL BE OF LADDER TRAY TYPE WITH FLAT COVER CLAMPED TO SIDE RAILS.

CABLE LADDER SHALL BE SIZED TO FIT ALL CABLES IN ACCORDANCE WITH NEC AND NEMA 11-15-84.

CABLE LADDER TRAYS SHALL BE NEMA CLASS 12A BY PW INDUSTRIES, INC. OR EQUAL.

CABLE LADDER TRAY SHALL BE SUPPORTED IN ACCORDANCE WITH MANUFACTURER'S SPECIFICATIONS.

ALL WORKMANSHIP SHALL CONFORM TO THESE REQUIREMENTS AND ALL LOCAL CODES AND STANDARDS TO ENSURE SAFE AND ADEQUATE GROUNDING SYSTEM.

Cellco Partnership d/b/a

verizon

20 ALEXANDER DRIVE
WALLINGFORD, CT 06492

ALL-POINTS
TECHNOLOGY CORPORATION

567 VAUXHALL STREET EXTENSION - SUITE 311
WATERFORD, CT 06385 PHONE: (860)-663-1697
WWW.ALLPOINTSTECH.COM FAX: (860)-663-0935

CONSTRUCTION DOCUMENTS

NO	DATE	REVISION
0	10/25/21	FOR REVIEW: JRM
1	11/23/21	FOR FILING: JRM
2	12/06/21	FOR FILING: JRM
3	12/14/21	FOR FILING: JRM
4		
5		
6		

STATE OF CONNECTICUT
MICHAEL TRODDEN
33313
LICENSED
PROFESSIONAL ENGINEER

DESIGN PROFESSIONALS OF RECORD

PROF: MICHAEL S. TRODDEN P.E.
COMP: ALL-POINTS TECHNOLOGY CORPORATION, P.C.
ADD: 567 VAUXHALL STREET EXT.
SUITE 311
WATERFORD, CT 06385

OWNER: AMER TEL & TEL CO
ADDRESS: P.O. BOX 2707
BEDMINSTER , NJ 07921

CHESHIRE CT

SITE ADDRESS: 751 HIGGINS ROAD
CHESHIRE, CT 06410

APT FILING NUMBER: CT141_12460

DRAWN BY: DRA

DATE: 10/25/21

CHECKED BY: JRM

VZ PROJECT CODE: 20212254428

VZ LOCATION CODE: 468692

VZ FUZE ID: 16227584

SHEET TITLE:

NOTES & SPECIFICATIONS

SHEET NUMBER:

N-1

Specifications

The table below outlines the main specifications of the RRH.

Table 1. Specifications

Item	RT4401-48A
Air Technology	LTE
Band	Band 48 (3.5 GHz)
Operating Frequency (MHz)	3550 to 3700
RF Chain	4TX/4RX
Input Power	-48 V DC (-38 to -57 V DC, 1 SKU), with clip-on AC-DC converter (Option)
Dimension (W × D × H) (mm)	8.55 in. (217.4) × 4.15 in. (105.5) × 13.91 in. (353.5) * RRH only 11.39 in. (289.4) × 5.45 in. (138.5) × 16.16 in. (410.5) * with Clip-on antenna, AC-DC power unit
Cooling	Natural convection
Unwanted Emission	3GPP 36.104 Category A
	[B48]: FCC 47 CFR 96.41 e)
Spectrum Analyzer	TX/RX Support
Antenna Type	Integrated (Clip-on) antenna (Option), External antenna (Option)
Operating Humidity	5 to 100 [%] (RH), condensing, not to exceed 30 g/m^3 absolute humidity
Altitude	-60 to 1,800 m
Earthquake	Telcordia Earthquake Risk Zone4 (Telcordia GR-63-CORE)
Vibration in Use Transportation Vibration	Office Vibration Transportation Vibration
Noise	Fanless (natural convection cooling)
Wind Resistance	Telcordia GR-487-CORE, Section 3.34
EMC	FCC Title 47, CFR Part 96
Safety	UL 60950-1 2nd ED

Item	RT4401-48A
	UL 62368-1 UL 60950-22
RF	FCC Title 47, CFR Part 96

The table below outlines the AC/DC power unit specifications of the RRH system.

SAMSUNG

SAMSUNG C-Band 64T64R Massive MIMO Radio

for High Capacity and Wide Coverage

Samsung C-Band 64T64R Massive MIMO Radio enables mobile operators to increase coverage range, boost data speeds and ultimately offer enriched 5G experiences to users in the U.S..

Model Code : MT6407-77A

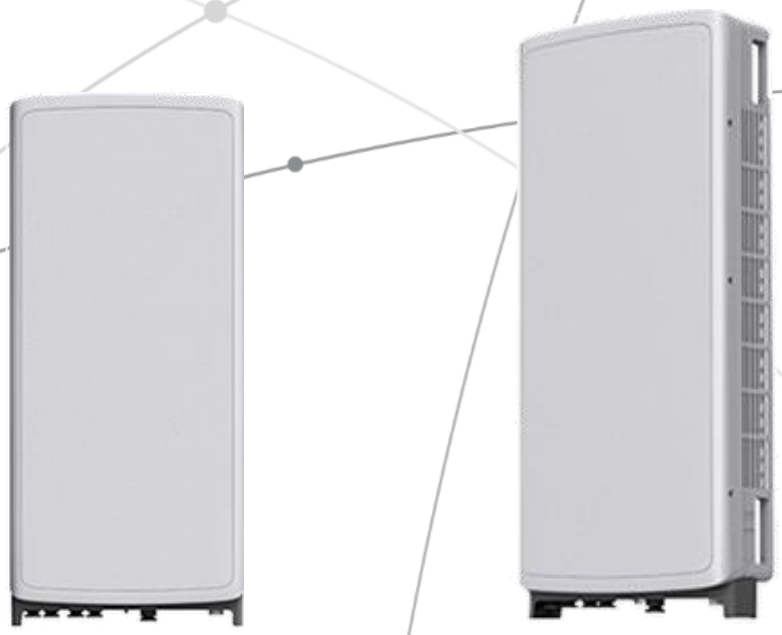

Points of Differentiation

Wide Bandwidth

With capability to support up to 2 CC carrier configuration, Samsung C-Band massive MIMO Radio supports 200 MHz bandwidth in the C-Band spectrum.

Samsung C-Band massive MIMO Radio covers the entire C-Band 280 MHz spectrum, so it can meet the operator's needs in current A block and future B/C blocks

C-Band spectrum supported by Massive MIMO Radio

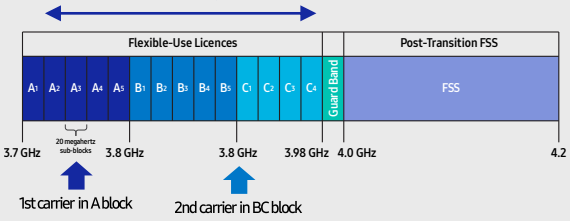

Future Proof Product

Samsung C-Band 64T64R Massive MIMO radio supports not only CPRI but also eCPRI as front-haul interface.
It enables operators can cut down on OPEX/CAPEX by reducing front-haul bandwidth through low layer split and using ethernet based higher efficient line.

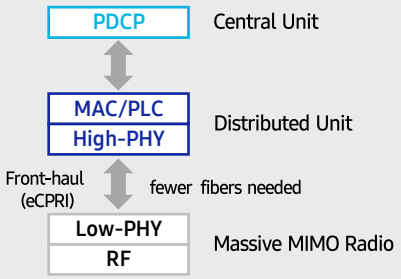

Enhanced Performance

C-Band massive MIMO Radio creates sharp beams and extends networks' coverage on the critical mid-band spectrum using a large number of antenna elements and high output power to boost data speeds.

This helps operators reduce their CAPEX as they now need less products to cover the same area than before.

Furthermore, as C-Band massive MIMO Radio supports MU-MIMO(Multi-user MIMO) , it enables to increase user throughput by minimizing interference.

Well Matched Design

Samsung C-Band Massive MIMO radio utilizes 64 antennas, supports up to 280MHz bandwidth, and delivers a 200W output power. despite the above advanced performance, the Radio has a compact size of 50.9L and 79.4lbs. This makes it easy to install the Radio.

It is designed to look solid and compact, with a low profile appearance so that, when installed, harmonizes well with the surrounding environment..

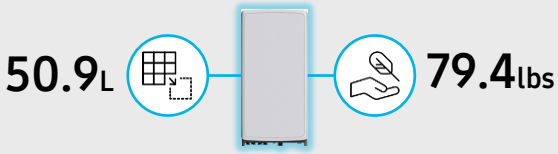

Technical Specifications

Item	Specification
Tech	NR
Band	n77
Frequency Band	3700 - 3980 MHz
EIRP	78.5dBm (53.0 dBm+25.5 dBi)
IBW/OBW	280 MHz / 200 MHz
Installation	Pole/Wall
Size/ Weight	16.06 x 35.06 x 5.51 inch (50.86L)/ 79.4 lbs

SAMSUNG

About Samsung Electronics Co., Ltd.

Samsung inspires the world and shapes the future with transformative ideas and technologies. The company is redefining the worlds of TVs, smartphones, wearable devices, tablets, digital appliances, network systems, and memory, system LSI, foundry and LED solutions.

129 Samsung-ro, Yeongtong-gu, Suwon-si Gyeonggi-do, Korea

BXA-70063-6CF-EDIN-X

Single Band | Panel Antenna | X-Pol | 63° | 16.6 dBi | Fixed Tilt

- Single band, panel antenna with fixed electrical tilt

Ordering Options
When ordering, replace the "X" in the model number with the electrical downtilt. Select from the options listed in the Electrical Downtilt section below.

Electrical Characteristics		696-900 MHz	
Frequency Bands		696-806 MHz	806-900 MHz
Polarization		±45°	
Horizontal Beamwidth		65°	63°
Vertical Beamwidth		13°	11°
Gain		16.1 dBi	16.6 dBi
Electrical Downtilt		(X) 0, 2, 5	
Impedance		50Ω	
IM3 (2x20W carrier)		-147 dBc	
Upper Sidelobe Suppression (0°)		-18.3 dB	-18.2 dB
Front-to-Back Ratio (±30°)		-33.4 dB	-36.3 dB
VSWR		1.5:1	
Null Fill		5% (-26.02 dB)	
Isolation Between Ports		20 dB	
Input Power		500 W	
Total Number of Connectors		Antenna has 2 connectors located on the center (back) of the antenna	
Connectors Per Band	696-900 MHz	2 Connectors, Elongated 7/16-DIN Female (EDIN)	
Lightning Protection		Direct Ground	

Mechanical Characteristics					
Dimensions (Length x Width x Depth)		1804 x 286 x 152	mm	71.0 x 11.3 x 6.0	in
Depth with z-brackets		188	mm	7.4	in
Weight without Mounting Brackets		7.9	kg	17	lbs
Wind Area	Front	0.52	m²	5.6	ft²
	Side	0.45	m²	4.8	ft²
Survival Wind Speed		> 201	km/hr	> 125	mph
Wind Load (161 km/hr or 100 mph)	Front	741	N	167	lbf
	Side	526	N	118	lbf

BXA-70063-6CF-EDIN-X

Single Band | Panel Antenna | X-Pol | 63° | 16.6 dBi | Fixed Tilt

Mounting Options	Part Number	Image	Fits Pipe Diameter	Weight
All mounting bracket kits are ordered separately unless otherwise indicated. Select from the options listed below.				
3-Point Mounting and Downtilt Bracket Kit	36210008	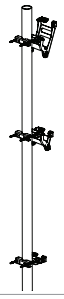	40-115 mm 1.57-4.5 in	6.9 kg 15.2 lbs

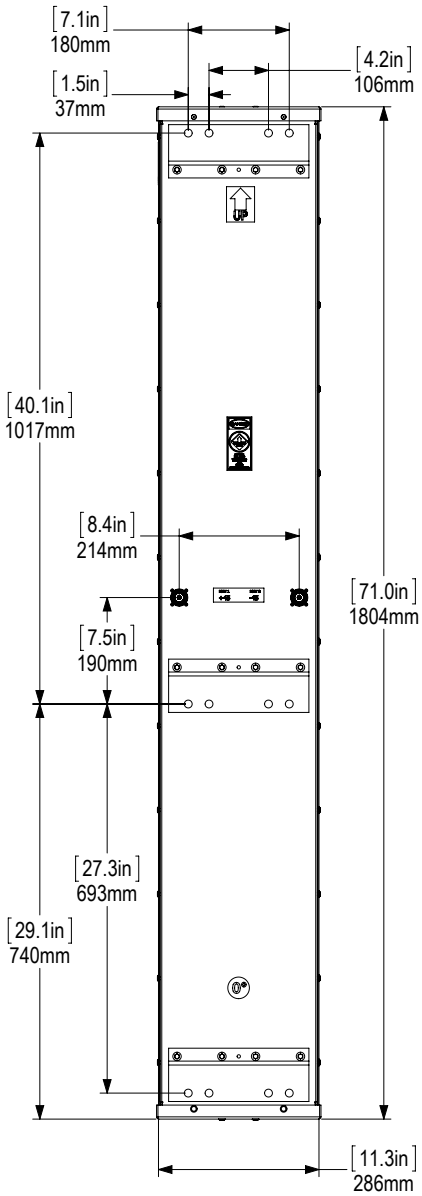

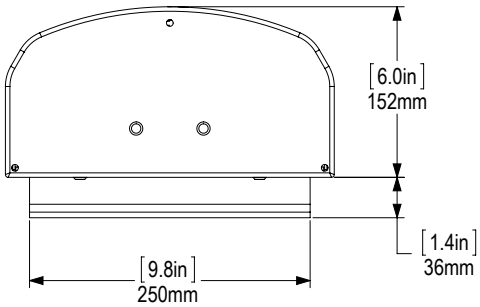

Quoted performance parameters are provided to offer typical, peak or range values only and may vary as a result of normal testing, manufacturing and operational conditions. Extreme operational conditions and/or stress on structural supports is beyond our control. Such conditions may result in damage to this product. Improvements to products may be made without notice.

BXA-70063-6CF-EDIN-X

Single Band | Panel Antenna | X-Pol | 63° | 16.6 dBi | Fixed Tilt

BXA-70063-6CF-EDIN-X

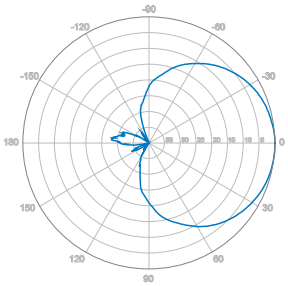

Horizontal | 750 MHz

BXA-70063-6CF-EDIN-0

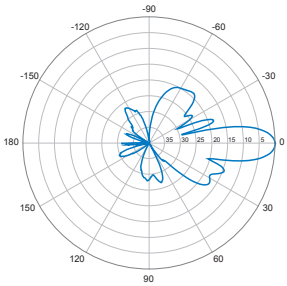

0° | Vertical | 750 MHz

BXA-70063-6CF-EDIN-2

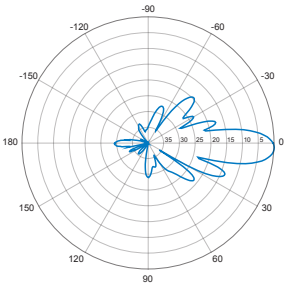

2° | Vertical | 750 MHz

BXA-70063-6CF-EDIN-5

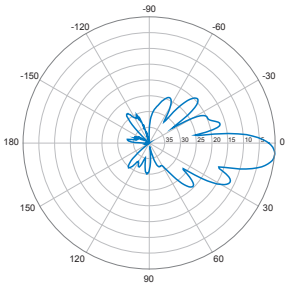

5° | Vertical | 750 MHz

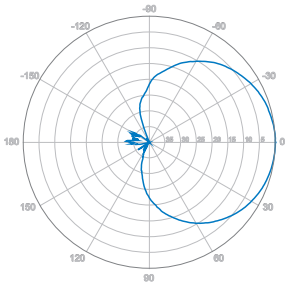

Horizontal | 850 MHz

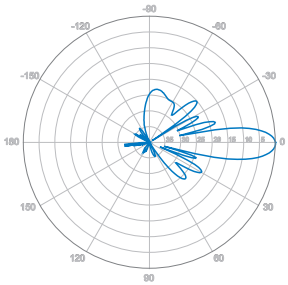

0° | Vertical | 850 MHz

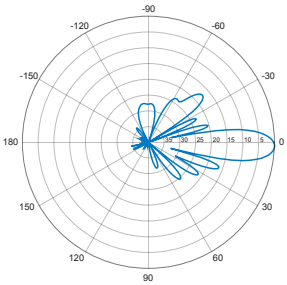

2° | Vertical | 850 MHz

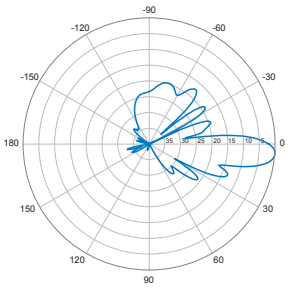

5° | Vertical | 850 MHz

JAHHSS-65C-R3BT4



12-port sector antenna, 2x 698-803, 2x 824-894, 4x 1695–2200 and 4x 3550-3700 MHz, 65° HPBW, 3x RETs and 2x SBTs.

- Perfect antenna to add 3.5GHz CBRS to macro sites
- 18dBi max CBRS gain to align with FCC max EIRP limitations
- Low band and mid band performance mirrors the performance of existing JAHH octo port antennas
- Internal SBT on low and high band allow remote RET control from the radio over the RF jumper cable
- Separate RS-485 RET input/output for low and high band
- Interleaved dipole technology providing for attractive, low wind load mechanical package
- Two LB RET and one HB RET. Both high bands are controlled by one RET to ensure same tilt level for 4x MIMO

General Specifications

Antenna Type	Sector with internal RET and bias tee
Band	Multiband
Color	Light Gray (RAL 7035)
Grounding Type	RF connector inner conductor and body grounded to reflector and mounting bracket
Performance Note	Outdoor usage
Radome Material	Fiberglass, UV resistant
Radiator Material	Low loss circuit board
Reflector Material	Aluminum
RF Connector Interface	4.3-10 Female
RF Connector Location	Bottom
RF Connector Quantity, high band	4
RF Connector Quantity, mid band	4
RF Connector Quantity, low band	4
RF Connector Quantity, total	12

Remote Electrical Tilt (RET) Information

RET Hardware	CommRET v2
RET Interface	8-pin DIN Female | 8-pin DIN Male
RET Interface, quantity	2 female | 2 male

JAHHSS-65C-R3BT4

Input Voltage	10–30 Vdc
Internal Bias Tee	Port 1 | Port 5
Internal RET	Low band (2) | Mid band (1)
Power Consumption, active state, maximum	10 W
Power Consumption, idle state, maximum	2 W
Protocol	3GPP/AISG 2.0

Dimensions

Width	350 mm | 13.78 in
Depth	208 mm | 8.189 in
Length	2438 mm | 95.984 in
Net Weight, without mounting kit	40.75 kg | 89.838 lb

Array Layout

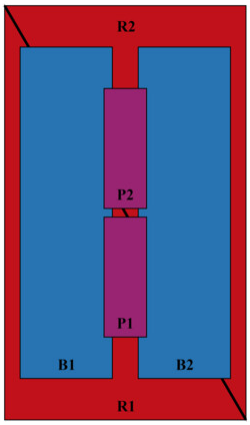

Array ID	Frequency (MHz)	RF Connector	RET (SRET)	AISG RET UID
R1	698-803	1 - 2	1	CPxxxxxxxxxxxxxxxR1
R2	824-894	3 - 4	2	CPxxxxxxxxxxxxxxxR2
B1	1695-2200	5 - 6	3	CPxxxxxxxxxxxxxxxB1
B2	1695-2200	7 - 8		
P1	3100-4200	9 - 10	N/A	N/A
P2	3100-4200	11 - 12		

(Sizes of colored boxes are not true depictions of array sizes)

Port Configuration

JAHHSS-65C-R3BT4



Electrical Specifications

Impedance	50 ohm
Operating Frequency Band	1695 – 2200 MHz | 3100 – 4200 MHz | 698 – 803 MHz | 824 – 894 MHz
Polarization	±45°
Total Input Power, maximum	1,100 W @ 50 °C

Electrical Specifications

Frequency Band, MHz	**698–803**	**824–894**	**1695–1880**	**1850–1990**	**1920–2200**	**3100–3550**	**3550–3700**	**3700–4200**
Gain, dBi	16.2	16.6	18.1	18.5	18.8	17.7	17.9	17.2
Beamwidth, Horizontal, degrees	63	61	61	57	59	58	53	67
Beamwidth, Vertical, degrees	8.8	7.9	5.4	5.1	4.8	5.6	5.3	5
Beam Tilt, degrees	0–11	0–11	0–10	0–10	0–10	4	4	4
USLS (First Lobe), dB	19	19	18	19	21	15	16	18
Front-to-Back Ratio at 180°, dB	31	35	34	36	36	32	32	28
Isolation, Cross Polarization, dB	25	25	25	25	25	25	25	25
Isolation, Inter-band, dB	30	30	25	25	25	28	28	28
VSWR | Return loss, dB	1.5 | 14.0	1.5 | 14.0	1.5 | 14.0	1.5 | 14.0	1.5 | 14.0	1.5 | 14.0	1.5 | 14.0	1.5 | 14.0
PIM, 3rd Order, 2 x 20 W, dBc	-153	-153	-153	-153	-153	-145	-145	-145

COMMSCOPE®

JAHHSS-65C-R3BT4

Input Power per Port at 50°C, maximum, watts	200	200	250	250	250	100	100	100

Electrical Specifications, BASTA

Frequency Band, MHz	**698–803**	**824–894**	**1695–1880**	**1850–1990**	**1920–2200**	**3100–3550**	**3550–3700**	**3700–4200**
Gain by all Beam Tilts, average, dBi	15.9	16.2	17.7	18.2	18.3	17.2	17.6	16.4
Gain by all Beam Tilts Tolerance, dB	±0.3	±0.3	±0.7	±0.5	±0.6	±0.7	±0.3	±1
Gain by Beam Tilt, average, dBi	0 ° | 15.8 5 ° | 15.9 11 ° | 15.7	0 ° | 16.0 5 ° | 16.2 11 ° | 15.9	0 ° | 17.3 5 ° | 17.8 10 ° | 17.7	0 ° | 17.7 5 ° | 18.3 10 ° | 18.3	0 ° | 17.5 5 ° | 18.3 10 ° | 18.3			
Beamwidth, Horizontal Tolerance, degrees	±1	±1.1	±5.9	±1.5	±6.3	±6.8	±5.1	±12.4
Beamwidth, Vertical Tolerance, degrees	±0.6	±0.4	±0.3	±0.2	±0.3	±0.5	±0.2	±0.3
USLS, beampeak to 20° above beampeak, dB	17	17	15	15	15	15	15	14
Front-to-Back Total Power at 180° ± 30°, dB	28	28	26	26	27	27	26	21
CPR at Boresight, dB	25	26	15	20	21	17	15	17
CPR at Sector, dB	14	9	6	5	5	8	8	6

Mechanical Specifications

Wind Loading @ Velocity, frontal	425.0 N @ 150 km/h (95.5 lbf @ 150 km/h)
Wind Loading @ Velocity, lateral	361.0 N @ 150 km/h (81.2 lbf @ 150 km/h)
Wind Loading @ Velocity, maximum	900.0 N @ 150 km/h (202.3 lbf @ 150 km/h)
Wind Loading @ Velocity, rear	451.0 N @ 150 km/h (101.4 lbf @ 150 km/h)
Wind Speed, maximum	241 km/h | 149.75 mph

Packaging and Weights

Width, packed	456 mm | 17.953 in
Depth, packed	357 mm | 14.055 in
Length, packed	2585 mm | 101.772 in
Weight, gross	55.75 kg | 122.908 lb

Regulatory Compliance/Certifications

Agency	**Classification**
CHINA-ROHS	Above maximum concentration value

COMMSCOPE®

JAHHSS-65C-R3BT4

ISO 9001:2015	Designed, manufactured and/or distributed under this quality management system
ROHS	Compliant/Exempted

Included Products

BSAMNT-3	–	Wide Profile Antenna Downtilt Mounting Kit for 2.4 - 4.5 in (60 - 115 mm) OD round members. Kit contains one scissor top bracket set and one bottom bracket set.

* Footnotes

Performance Note	Severe environmental conditions may degrade optimum performance

ATTACHMENT 3

	General	Power	Density					
Site Name: Cheshire								
Tower Height: Verizon @ 254ft and 255ft								
CARRIER	**# OF CHAN.**	**WATTS ERP**	**HEIGHT**	**FREQ.**	**CALC. POWER DENS**	**MAX. PERMISS.EXP.**	**FRACTION MPE**	**Total**
*AT&T	4	656	255	700	0.015219808	0.466666667	0.003261387	
*AT&T	2	736	255	850	0.008537941	0.566666667	0.001506695	
*AT&T	2	736	255	850	0.008537941	0.566666667	0.001506695	
*AT&T	4	1435.5	255	2100	0.033304929	1	0.003330493	
*AT&T	4	788.75	255	700	0.01829973	0.466666667	0.003921371	
*AT&T	4	1006.75	255	2300	0.023357532	1	0.002335753	
*AT&T	1	1089	255	850	0.006316452	0.566666667	0.001114668	
*AT&T	4	1279.5	255	1900	0.029685585	1	0.002968558	
*T-Mobile	2	6413	212	2500	0.108692811	1	0.010869281	
*T-Mobile	2	6413	212	2500	0.108692811	1	0.010869281	
*T-Mobile	2	592	212	600	0.010033704	0.4	0.002508426	
*T-Mobile	1	1578	212	600	0.013372622	0.4	0.003343156	
*T-Mobile	2	649	212	700	0.010999787	0.466666667	0.002357097	
*T-Mobile	2	2204	212	1900	0.037355209	1	0.003735521	
*T-Mobile	2	1295	212	2100	0.021948728	1	0.002194873	
*T-Mobile	4	1028	212	1900	0.034846783	1	0.003484678	
*T-Mobile	2	2057	212	1900	0.034863732	1	0.003486373	
*T-Mobile	2	2308	212	2100	0.039117887	1	0.003911789	
*Nextel	9	100	215	851	0.007409586	0.567333333	0.001306038	
*VoiceStream	1	100	217	2400	0.000807754	1	8.07754E-05	
*Sprint	1	377	225.6	850	0.002811387	0.566666667	0.000496127	
*Sprint	2	942	225.6	850	0.01404948	0.566666667	0.00247932	
*Sprint	5	512	225.6	1900	0.019090589	1	0.001909059	
*Sprint	2	1280	225.6	1900	0.019090589	1	0.001909059	
*Sprint	8	778	225.6	2500	0.046413993	1	0.46%	
VZW 700	**4**	**795**	**254**	**751**	**0.0018**	**0.5007**	**0.35%**	
VZW CDMA	**2**	**321**	**255**	**878.49**	**0.0004**	**0.5857**	**0.06%**	
VZW Cellular	**4**	**897**	**254**	**874**	**0.0020**	**0.5827**	**0.34%**	
VZW PCS	**4**	**1692**	**254**	**1975**	**0.0038**	**1.0000**	**0.38%**	
VZW AWS	**4**	**1794**	**254**	**2120**	**0.0040**	**1.0000**	**0.40%**	
VZW CBRS	**4**	**180**	**254**	**3555**	**0.0004**	**1.0000**	**0.04%**	
VZW CBAND	**2**	**21627**	**254**	**3730.08**	**0.0241**	**1.0000**	**2.41%**	
								11.93%
* Source: Siting Council								

ATTACHMENT 4

Structure Consulting Group
49 Brattle Street
Arlington, MA 02474

GPD Engineering and Architecture Professional Corporation
Traci Preble
520 South Main Street, Suite 2531
Akron, OH 44311
(317) 295-3164
tpreble@gpdgroup.com

GPD# 2021706.25
December 13, 2021

STRUCTURAL ANALYSIS REPORT

AT&T DESIGNATION:	**USID #:**	**TAG0053**	**26014**
	Site FA #:	**10136365**	**10034996**
	Client #:	**323580**	
	Site Name:	**CHESHIRE**	**CHESHIRE SW**

ANALYSIS CRITERIA:	**Codes:**	**TIA-222-G & 2018 Connecticut State Building Code** **135 mph (ultimate 3-second gust) w/ 0" ice** **105 mph (nominal 3-second gust) w/ 0" ice** **50 mph (3-second gust) w/ 0.75" ice**
SITE DATA:		**751 Higgins Road, Cheshire, CT 06410, New Haven County** **Latitude 41° 29' 14.87" N, Longitude 72° 55' 46.59" W** **Market: NEW ENGLAND** **250.0' Radio Relay Towers Wireline Self Support**

To whom it may concern,

GPD is pleased to submit this Structural Analysis Report to determine the structural integrity of the aforementioned tower. The purpose of the analysis is to determine the suitability of the tower with the existing and proposed loading configuration detailed in the analysis report.

Analysis Results

Tower Stress Level with Proposed Equipment:	78.0%	Pass
Building Pedestal Ratio with Proposed Equipment:	24.0%	Pass

We at GPD appreciate the opportunity of providing our continuing professional services to you and Structure Consulting Group. If you have any questions or need further assistance on this or any other projects please do not hesitate to call.

Respectfully submitted,

STATE OF CONNECTICUT
CHRISTOPHER J. SCHEKS
LICENSED
PROFESSIONAL ENGINEER

Christopher J. Scheks, P.E.
Connecticut #: 0030026

12/13/2021

SUMMARY & RESULTS

The purpose of this analysis was to verify whether the existing structure is capable of carrying the proposed loading configuration as specified by Verizon and commissioned by Structure Consulting Group.

This analysis has been performed in accordance with the 2018 Connecticut State Building Code based upon an ultimate 3-second gust wind speed of 135 mph converted to a nominal 3-second gust wind speed of 105 mph per Section 1609.3 and Appendix N as required for use in the TIA-222-G Standard per Exception #5 of Section 1609.1.1. Exposure Category B with a maximum topographic factor, Kzt, of 1.0 and Risk Category III were used in this analysis. Applicable Standard references and design criteria are listed in Appendices A & B.

Detailed foundation and geotechnical information for the building were not available or provided for this report. Therefore, the in place capacities could not be verified. However, based on the reserve capacity of the supporting pedestals, it is our opinion that the supporting building and foundations will be adequate for the proposed loading configuration.

Modifications designed by GPD (Project #: 2012856.05, dated 7/25/2012) have been installed and were considered in this analysis.

Two proposed 7' P2 STD mount pipes were considered in this analysis, per the recent mount analysis by Maser Consulting (Project #: 21777835A Rev 2, dated 12/2/2021).

TOWER SUMMARY AND RESULTS

Member	Capacity	Results
Legs	75.8%	Pass
Leg Bolts	76.7%	Pass
Diagonals	66.2%	Pass
Horizontals	55.0%	Pass
Redundant Members	75.2%	Pass
Internal Bracing	73.9%	Pass
Member Bolts	78.0%	Pass
Anchor Rods	38.3%	Pass
Building Pedestals	24.0%	Pass
Foundation	Adequate	Pass

RECOMMENDATIONS

The tower and its foundation(s) have sufficient capacity to carry the proposed loading configuration. No modifications are required at this time.

ANALYSIS METHOD

RISA-3D (Version 17.0.1), tnxTower (Version 8.1.1.0), and EnerCalc (Version 12.20.8.24), commercially available software programs, were used to create a three-dimensional model of the tower and calculate primary member stresses for various load cases. Selected output from the analysis is included the report appendices. The following table details the information provided to complete this structural analysis. This analysis is solely based on this information.

DOCUMENTS PROVIDED

Document	Remarks	Source
RF Data Sheet	RFDS Site ID: 323580 Rev. 3, dated 11/16/2021	SCG
Construction Drawings	APT Filing #: CT141_12460 Rev. 2, dated 12/6/2021	SCG
Tower Design	AT&T Co. Drawing #: NA4J03-902 Rev 3, dated 6/5/1967	AT&T
Building Drawings	AT&T Co. L-4 Junction Building, dated 12/1/1965	AT&T
Tower Mapping	GPD Project #: 2013723.01.TAG0053.03, 1/17/2014	AT&T
Ground Mapping	GPD Project #: 2013723.01.TAG0053.01, dated 6/14/2013	AT&T
Foundation Mapping	FDH Project #: 11-12049E-N1, dated 12/20/2011	AT&T
Geotechnical Report	Not Provided	N/A
Modification Drawings	GPD Project #: 2012856.05, dated 7/25/2012	AT&T
Post Modification Inspection	Centek Project #: 12033.OO40, dated 4/24/2013	AT&T
Previous Tower Analysis	GPD Project #: 2021703.34, dated 7/1/2021	GPD
Mount Analysis	Maser Consulting Project #: 21777835A Rev 2, dated 12/2/2021	SCG

ASSUMPTIONS

This structural analysis is based on the theoretical capacity of the members and is not a condition assessment of the tower. This analysis is from information supplied, and therefore, its results are based on and are as accurate as that supplied data. GPD has made no independent determination, nor is it required to, of its accuracy. The following assumptions were made for this structural analysis.

1. The tower member sizes and shapes are considered accurate as supplied. The material grade is as per data supplied and/or as assumed and as stated in the materials section.
2. The appurtenance configuration is as supplied, determined from available photos, and/or as modeled in the analysis. It is assumed to be complete and accurate. All antennas, mounts, coax and waveguides are assumed to be properly installed and supported as per manufacturer requirements.
3. All mounts, if applicable, are considered adequate to support the loading. No actual analysis of the mount(s) is performed. This analysis is limited to analyzing the tower only.
4. The soil parameters are as per data supplied or as assumed and stated in the calculations.
5. Foundations are properly designed and constructed to resist the original design loads indicated in the documents provided.
6. The tower and structures have been properly maintained in accordance with TIA Standards and/or with manufacturer's specifications.
7. All welds and connections are assumed to develop at least the member capacity unless determined otherwise and explicitly stated in this report.
8. All prior structural modifications, if applicable, are assumed to be as per data supplied/available and to have been properly installed.
9. Loading interpreted from photos is accurate to ±5' AGL, antenna size accurate to ±3.3 sf, and coax equal to the number of existing antennas without reserve.
10. All existing and proposed loading has been taken from the available site photos as well as documents supplied to GPD at the time of generating this report. All such documents are listed in the Documents Provided Table and are assumed to be accurate. GPD is not responsible for loading scenarios outside those conveyed in the supplied documentation.
11. Two proposed 7' P2 STD mount pipes were considered in this analysis per the recent mount analysis by Maser Consulting (Project #: 21777835A Rev 2, dated 12/2/2021).
12. The final loading configuration for Verizon has been modeled based on the provided construction drawings by All-Points Technology Corporation (Filing #: CT141_12460 Rev. 2, dated 12/6/2021), and is assumed to be accurate

If any of these assumptions are not valid or have been made in error, this analysis may be affected, and GPD should be allowed to review any new information to determine its effect on the structural integrity of the tower.

DISCLAIMER OF WARRANTIES

GPD has not performed a recent site visit to the tower to verify the member sizes or antenna/coax loading. If the existing conditions are not as represented on the tower elevation contained in this report, we should be contacted immediately to evaluate the significance of the discrepancy. This is not a condition assessment of the tower or foundation. This report does not replace a full tower inspection. The tower and foundations are assumed to have been properly fabricated, erected, maintained, in good condition, twist free, and plumb.

The engineering services rendered by GPD in connection with this Rigorous Structural Analysis are limited to a computer analysis of the tower structure and theoretical capacity of its main structural members. No allowance was made for any damaged, bent, missing, loose, or rusted members (above and below ground). No allowance was made for loose bolts or cracked welds.

This analysis is limited to the designated maximum wind and seismic conditions per the governing tower standards and code. Wind forces resulting in tower vibrations near the structure's resonant frequencies were not considered in this analysis and are outside the scope of this analysis. Lateral loading from any dynamic response was not evaluated under a time-domain based fatigue analysis.

GPD does not analyze the fabrication of the structure (including welding). It is not possible to have all the very detailed information needed to perform a thorough analysis of every structural sub-component and connection of an existing tower. GPD provides a limited scope of service in that we cannot verify the adequacy of every weld, plate connection detail, etc. The purpose of this report is to assess the capability of adding appurtenances usually accompanied by transmission lines to the structure.

It is the owner's responsibility to determine the amount of ice accumulation in excess of the code specified amount, if any, that should be considered in the structural analysis.

The attached sketches are a schematic representation of the analyzed tower. If any material is fabricated from these sketches, the contractor shall be responsible for field verifying the existing conditions, proper fit, and clearance in the field. Any mentions of structural modifications are reasonable estimates and should not be used as a precise construction document. Precise modification drawings are obtainable from GPD, but are beyond the scope of this report.

Miscellaneous items such as antenna mounts, etc., have not been designed or detailed as a part of our work. We recommend that material of adequate size and strength be purchased from a reputable tower manufacturer.

Towers are designed to carry gravity, wind, and ice loads. All members, legs, diagonals, struts, and redundant members provide structural stability to the tower with little redundancy. Absence or removal of a member can trigger catastrophic failure unless a substitute is provided before any removal. Legs carry axial loads and derive their strength from shorter unbraced lengths by the presence of redundant members and their connection to the diagonals with bolts or welds. If the bolts or welds are removed without providing any substitute to the frame, the leg is subjected to a higher unbraced length that immediately reduces its load carrying capacity. If a diagonal is also removed in addition to the connection, the unbraced length of the leg is greatly increased, jeopardizing its load carrying capacity. Failure of one leg can result in a tower collapse because there is no redundancy. Redundant members and diagonals are critical to the stability of the tower.

GPD makes no warranties, expressed and/or implied, in connection with this report and disclaims any liability arising from material, fabrication, and erection of this tower. GPD will not be responsible whatsoever for, or on account of, consequential or incidental damages sustained by any person, firm, or organization as a result of any data or conclusions contained in this report. The maximum liability of GPD pursuant to this report will be limited to the total fee received for preparation of this report.

APPENDIX A

Tower Analysis Summary Form

Tower Analysis Summary Form

General Info

Site Name	CHESHIRE
Site Number	TAG0053
FA Number	10136365
Date of Analysis	12/13/2021
Company Performing Analysis	GPD

The information contained in this summary report is not to be used independently from the PE stamped tower analysis.

Tower Info	Description	Date
Tower Type (G, SST, MP)	SST	
Tower Height (top of steel AGL)	250'	
Tower Manufacturer	Radio Relay Towers	
Tower Model	Type "J"	
Tower Design	AT&T Co. Drawing #: NA4J03-902 Rev 3	6/5/1967
Building Drawings	AT&T Co. L-4 Junction Building	12/1/1965
Tower Mapping	TEP Project #: 111343	4/8/2011
Tower Mapping	Hudson Design Group	2/4/2013
Tower Mapping	GPD Project #: 2013723.01.TAG0053.03	1/17/2014
Ground Mapping	GPD Project #: 2013723.01.TAG0053.01	6/14/2013
Foundation Mapping	FDH Project #: 11-12049E-N1	12/20/2011
Modification Drawings	GPD Project #: 2012856.05	7/25/2012
Post Modification Inspection	Centek Project #: 12033.OO40	4/24/2013
Previous Structural Analysis	GPD Project #: 2021703.34	7/1/2021
Mount Analysis	Maser Consulting Project #: 21777835A Rev 2	12/2/2021

Design Parameters

Design Code Used	TIA-222-G & 2018 CT Building Code
Location of Tower (County, State)	New Haven, CT
Nominal Wind Speed (mph)	105 3-Second Gust
Ice Thickness (in)	0.75
Risk Category (I, II, III)	III
Exposure Category (B, C, D)	B
Topographic Category (1 to 5)	1

Analysis Results (% Maximum Usage)

Existing/Reserved + Future + Proposed Condition	
Tower (%)	78.0%
Anchor Rods (%)	38.3%
Building Pedestals (%)	24.0%
Foundation Adequate?	Yes

Existing / Reserved Loading

Antenna								Mount			Transmission Line			
Antenna Owner	Mount Height (ft)	Antenna CL (ft)	Quantity	Type	Manufacturer	Model	Azimuth	Quantity	Manufacturer	Type	Quantity	Model	Size	Attachment Leg/Face
Unknown	252	265	1	Rod	Unknown	4' Lightning Rod		1	Unknown	Top Platform	1	Unknown	5/8"	Face A
Unknown	252	263	1	Beacon	Unknown	Flash Beacon				on the same mount				
AT&T Mobility	252	255	3	Panel	Kathrein	DMP65R-BU8DA	15/154/270	2	Unknown	Standoff Frames	6	Unknown	1-5/8"	Face D
AT&T Mobility	252	255	1	Panel	Kathrein	800-10966	15			on the same mounts	6	DC Power	0.78"	Face D
AT&T Mobility	252	255	2	Panel	Kathrein	800-10965	154/270			on the same mounts	3	Fiber	3/8"	Face D
AT&T Mobility	252	255	3	Panel	CCI	HPA-65R-BUU-H8	15/154/270			on the same mounts				
AT&T Mobility	252	255	3	RRU	Ericsson	RRUS 32 B2				on the same mounts				
AT&T Mobility	252	255	3	RRU	Ericsson	RRUS 32 B30				on the same mounts				
AT&T Mobility	252	255	3	RRU	Ericsson	RRUS 4478 B14				on the same mounts				
AT&T Mobility	252	255	3	RRU	Ericsson	4449 B5/B12				on the same mounts				
AT&T Mobility	252	255	3	RRU	Ericsson	RRUS-32 B66A				on the same mounts				
AT&T Mobility	252	255	3	Surge	Raycap	DC6-48-60-18-8F				on the same mounts				
Verizon	252	255	2	Panel	Antel	LPA-80063/6CF	30	3	Commscope	BSAMNT-SBS-2-3	12	Unknown	1-5/8"	Face D
Verizon	252	255	2	Panel	Antel	LPA-80080/6CF	260	9	Site Pro	SCP10W Clamp Set	3	Hybrid	1-5/8"	Face D
Verizon	252	255	1	Panel	Antel	BXA-70063-6CF	140	2	Unknown	7' P2.5 STD Mount Pipe				
Verizon	252	254	3	Panel	Andrew	JAHH-65C-R3B-V2	20/110/200	2	Unknown	8' P2.5 STD Mount Pipe				
Verizon	252	254	3	Panel	Andrew	JAHH-65C-R3B-V2	20/110/200	5	Unknown	9' P2.5 STD Mount Pipe				
Verizon	252	254	3	Diplexer	Commscope	CBC78T-DS-43-2X				on the same mounts				
Verizon	252	254	3	RRU	Samsung	B5/B13 RRH-BR04C (RFV01U-D2A)				on the same mounts				
Verizon	252	254	3	RRU	Samsung	B2/B66A RRH-BR049 (RFV01U-D1A)				on the same mounts				
Verizon	252	254	3	Surge	Raycap	RHSDC-3315-PF-48				on the same mounts				
Verizon	252	254	1	GPS	Lucen	GPS				on the same mounts				
Town of Cheshire	249	255	1	Dipole	RFI	0A20-41 DIN		1	Unknown	6' Sidearm	1	Unknown	7/8"	Face D
Town of Cheshire	249	252.5	1	Dipole	RFI	0A20-67 DIN		1	Unknown	6' Sidearm	1	Unknown	7/8"	Face D
Town of Cheshire	240	240	1	Dish	RFS	SC3-W100AC		1	Unknown	Mount Pipe	1	RFS	E105	Face D
Misc.	239.5							1	Unknown	Platform				
Sprint	225	225.5	3	Panel	Celwave	APXVTM14-ALU-120	30/130/210	8	Unknown	20' Pipe Mounts	4	Hybrid	1"	Face D
Sprint	225	225.5	3	Panel	Comscope	NNVV-65B-R4	30/130/210			on the same mounts				
Sprint	225	225.5	3	RRU	Alcatel Lucent	TD-RRH 8x25				on the same mounts				
Sprint	225	225.5	6	RRU	Alcatel Lucent	800 MHz 2x50W				on the same mounts				
Sprint	225	225.5	3	RRU	Alcatel Lucent	1900 MHz 4x45				on the same mounts				
Nextel	210	212	6	Panel	Decibel	DB844H90E-XY	30/255	2	Unknown	14' Sector Frames	6	Unknown	1-5/8"	Face D
T-Mobile	210	212	2	Panel	Ericsson	AIR21 B4A/B2P	60/140	2	Unknown	14' Sector Frames	2	Hybrid	7/8"	Face B
T-Mobile	210	212	2	Panel	Ericsson	KRC 118 048/1 B4A/B12P-B8P	60/140			on the same mounts				
T-Mobile	210	212	2	RRU	Ericsson	RRUS11 B12				on the same mounts				
T-Mobile	210	212	2	RRU	Ericsson	RRUS11 B2				on the same mounts				
Unknown	210	207	1	Panel	Unknown	26"x26"x2" Flat Panel	160			on the same mounts	1	Unknown	1/2"	Face A
Nextel	198	200	3	Panel	Decibel	DB844H90E-XY	135	1	Unknown	14' Sector Frame	3	Unknown	1-5/8"	Face D
SGI	190	196	2	Omni	Unknown	PG1-NOF-0091		2	Unknown	5' Standoffs	2	Unknown	7/8"	Face D
SGI	171	177	1	Omni	Unknown	PG1-DOF-0093		1	Unknown	5' Standoff	1	Unknown	7/8"	Face D
Misc.	139.5							1	Unknown	Platforms w/ Rails				
AT&T Internet Services	85	88	1	Yagi	Wade	WL 7-13/S		3	Unknown	Standoffs	7	Unknown	5/8"	Face D
AT&T Internet Services	85	85	1	Yagi	Wade	WL 14-69/S				on the same mounts				
AT&T Internet Services	85	84	1	Yagi	Wade	WL 14-69/S				on the same mounts				
AT&T Internet Services	85	83	1	Yagi	Wade	WL 14-69/S				on the same mounts				
AT&T Internet Services	85	81	1	Yagi	Wade	WL 14-69/S				on the same mounts				
Unknown	37	37	1	Camera	Vicon	Camera - V8300H		1	Unknown	2.5' Box Mount	1	Conduit	1"	Face A
Unknown	36.5	36.5	1	GPS	Lucent	407517689		1	Unknown	3' Side Arm	1	Unknown	1/2"	Face D
Unknown	21	21	2	Junction	Unknown	Junction Box		1	Unknown	Platform	1	Conduit	1"	Face A
Unknown	21	21	1	RRU	Unknown	28" x 15.5" x 10" RRU				on the same mount				

*Indicates equipment to be removed

Proposed Loading

Antenna								Mount			Transmission Line			
Antenna Owner	Mount Height (ft)	Antenna CL (ft)	Quantity	Type	Manufacturer	Model	Azimuth	Quantity	Manufacturer	Type	Quantity	Model	Size	Attachment Leg/Face
Verizon	252	255	2	Panel	Antel	BXA-70063-6CF	30/260	2	Unknown	7' P2 STD Mount Pipe				
Verizon	252	254	3	Panel	Commscope	JAHHSS-65C-R3BT4	20/110/200	4	SitePro	VZWSMART-MSK7				
Verizon	252	254	3	Panel	Samsung	MT6407-77A	30/110/200			on the proposed mounts				
Verizon	252	254	3	RRU	Samsung	CBRS RT4401-48				on the existing mounts				

Note: The proposed equipment shall be installed in addition to the existing/reserved loading at the same elevation.

APPENDIX B

Software Output Files and Calculations

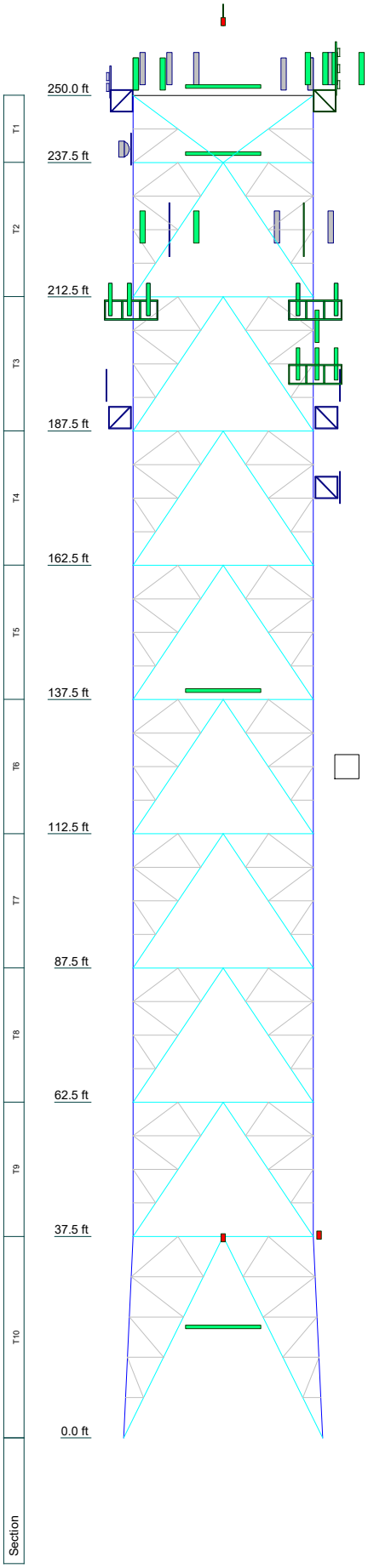

MATERIAL STRENGTH

GRADE	Fy	Fu	GRADE	Fy	Fu
A36	36 ksi	58 ksi			

TOWER DESIGN NOTES

1. Tower is located in New Haven County, Connecticut.
2. Tower designed for Exposure B to the TIA-222-G Standard.
3. Tower designed for a 105 mph basic wind in accordance with the TIA-222-G Standard.
4. Tower is also designed for a 50 mph basic wind with 0.75 in ice. Ice is considered to increase in thickness with height.
5. Deflections are based upon a 60 mph wind.
6. Tower Structure Class III.
7. Topographic Category 1 with Crest Height of 0.00 ft

GPD
520 South Main Street Suite 2531
Akron, Ohio 44311
Phone: (330) 572-2100
FAX: (330) 572-2101

Job: TAG0053 (10136365) CHESHIRE		
Project: 2021706.25		
Client: Structure Consulting Group	Drawn by: mschooley	App'd:
Code: TIA-222-G		Scale: NTS
Path: T:\ATandT\TAG0053 and 26014\23 2021706.25 VZW SA\5_Structural\00_Structural\00_Rev 0\03_Modeling\TNX\TAG0053.eri		Dwg No. E-1

Feed Line Distribution Chart
0' - 250'

Round | Flat | App In Face | App Out Face | Truss Leg

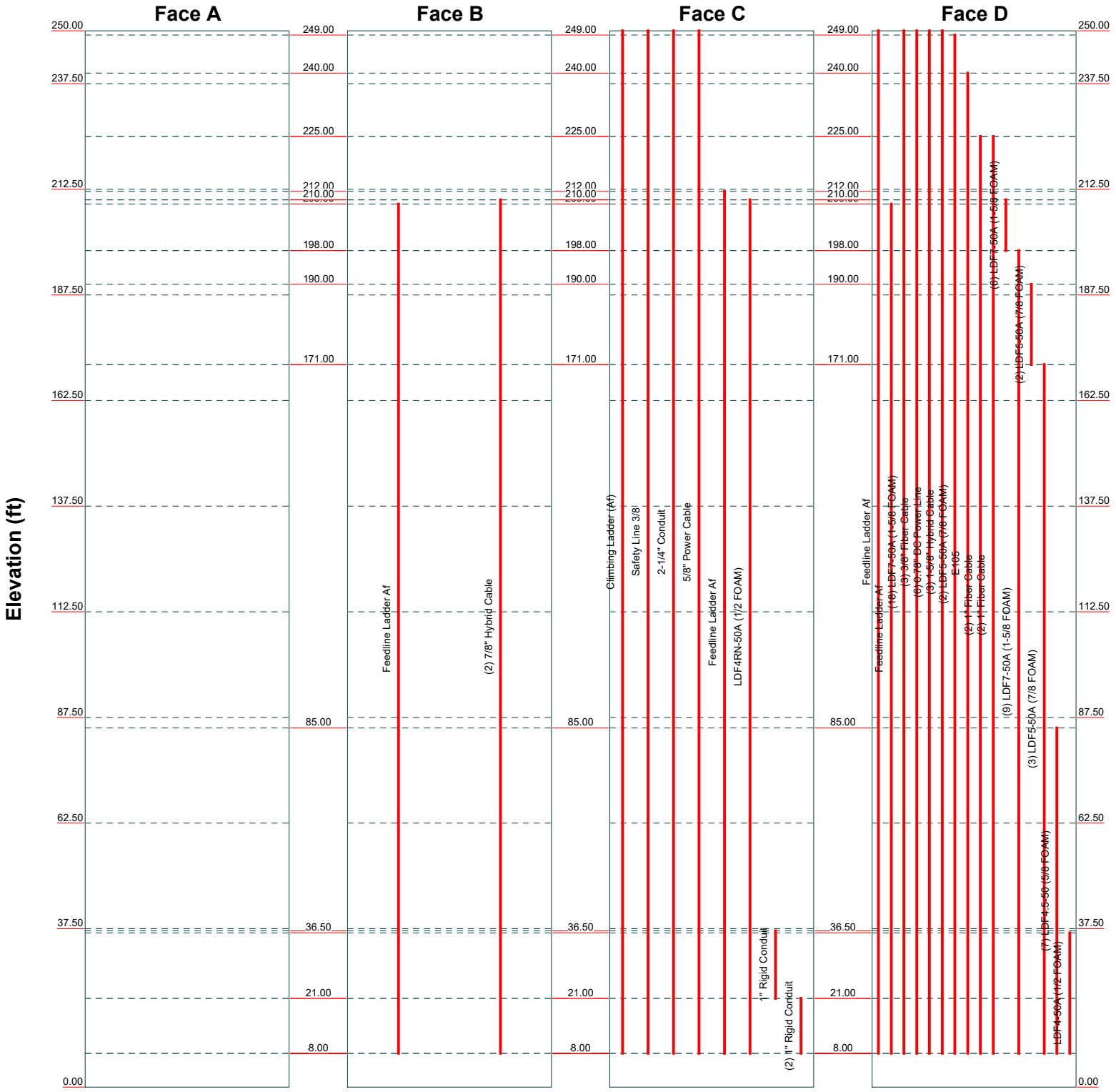

GPD
520 South Main Street Suite 2531
Akron, Ohio 44311
Phone: (330) 572-2100
FAX: (330) 572-2101

Job: ***TAG0053 (10136365) CHESHIRE***			
Project: ***2021706.25***			
Client: Structure Consulting Group	Drawn by: mschooley	App'd:	
Code: TIA-222-G		Scale: NTS	
Path: 1:\ATandT\TAG0053 and 26014\23 2021706.25 VZW SA\5_Structural\00_Structural\00_Rev 0\03_Modeling\TNX\TAG0053.eri		Dwg No. E-7	

Feed Line Plan
37'6"

Round Flat App In Face App Out Face



GPD 520 South Main Street Suite 2531 Akron, Ohio 44311 Phone: (330) 572-2100 FAX: (330) 572-2101	Job: ***TAG0053 (10136365) CHESHIRE***		
	Project: ***2021706.25***		
	Client: Structure Consulting Group	Drawn by: mschooley	App'd:
	Code: TIA-222-G		Scale: NTS
	Path: T:\ATandT\TAG0053 and 26014\23 2021706.25 VZW SA\5_Structural\00_Structural\00_Rev 0\03_Modeling\TNX\TAG0053.eri		Dwg No. E-7

Tower Input Data

The main tower is a 4x free standing tower with an overall height of 250.00 ft above the ground line.
The base of the tower is set at an elevation of 0.00 ft above the ground line.
The face width of the tower is 33.50 ft at the top and 37.00 ft at the base.
This tower is designed using the TIA-222-G standard.
The following design criteria apply:

Tower is located in New Haven County, Connecticut.
ASCE 7-10 Wind Data is used (wind speeds converted to nominal values).
Basic wind speed of 105 mph.
Structure Class III.
Exposure Category B.
Topographic Category 1.
Crest Height 0.00 ft.
Nominal ice thickness of 0.7500 in.
Ice thickness is considered to increase with height.
Ice density of 56 pcf.
A wind speed of 50 mph is used in combination with ice.
Temperature drop of 50 °F.
Deflections calculated using a wind speed of 60 mph.
Pressures are calculated at each section.
Stress ratio used in tower member design is 1.
Local bending stresses due to climbing loads, feed line supports, and appurtenance mounts are not considered.

Options

Consider Moments - Legs
Consider Moments - Horizontals
Consider Moments - Diagonals
Use Moment Magnification
√ Use Code Stress Ratios
√ Use Code Safety Factors - Guys
Escalate Ice
Always Use Max Kz
Use Special Wind Profile
√ Include Bolts In Member Capacity
Leg Bolts Are At Top Of Section
√ Secondary Horizontal Braces Leg
√ Use Diamond Inner Bracing (4 Sided)
SR Members Have Cut Ends
SR Members Are Concentric

Distribute Leg Loads As Uniform
Assume Legs Pinned
Assume Rigid Index Plate
√ Use Clear Spans For Wind Area
√ Use Clear Spans For KL/r
Retension Guys To Initial Tension
√ Bypass Mast Stability Checks
√ Use Azimuth Dish Coefficients
√ Project Wind Area of Appurt.
Autocalc Torque Arm Areas
Add IBC .6D+W Combination
√ Sort Capacity Reports By Component
√ Triangulate Diamond Inner Bracing
Treat Feed Line Bundles As Cylinder
Ignore KL/ry For 60 Deg. Angle Legs

Use ASCE 10 X-Brace Ly Rules
√ Calculate Redundant Bracing Forces
Ignore Redundant Members in FEA
SR Leg Bolts Resist Compression
All Leg Panels Have Same Allowable
Offset Girt At Foundation
√ Consider Feed Line Torque
√ Include Angle Block Shear Check
Use TIA-222-G Bracing Resist. Exemption
Use TIA-222-G Tension Splice Exemption

Poles

Include Shear-Torsion Interaction
Always Use Sub-Critical Flow
Use Top Mounted Sockets
Pole Without Linear Attachments
Pole With Shroud Or No Appurtenances
Outside and Inside Corner Radii Are Known

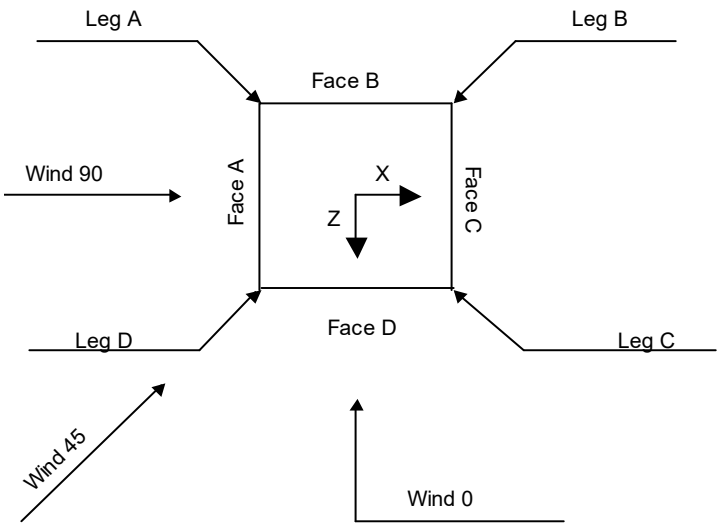

Square Tower

Feed Line/Linear Appurtenances - Entered As Round Or Flat

Description	Face or Leg	Allow Shield	Exclude From Torque Calculation	Component Type	Placement ft	Face Offset in	Lateral Offset (Frac FW)	#	# Per Row	Clear Spacing in	Width or Diameter in	Perimeter in	Weight plf
***													
Climbing Ladder (Af)	C	No	No	Af (CaAa)	250.00 - 8.00	-24.0000	0.44	1	1	3.8400	3.8400		4.81
Safety Line 3/8	C	No	No	Ar (CaAa)	250.00 - 8.00	-24.0000	0.44	1	1	0.3750	0.3750		0.22
2-1/4" Conduit	C	No	No	Ar (CaAa)	250.00 - 8.00	0.0000	0.35	1	1	2.2500	2.2500		0.32
5/8" Power Cable	C	No	No	Ar (CaAa)	250.00 - 8.00	0.0000	0.35	1	1	0.6300	0.5000		0.15
***													
Feedline Ladder Af	D	No	No	Af (CaAa)	250.00 - 8.00	0.0000	0.02	1	1	2.5000	2.5000		7.00
Feedline Ladder Af	C	No	No	Af (CaAa)	212.00 - 8.00	2.0000	-0.042	1	1	2.5000	2.5000		7.00
Feedline Ladder Af	B	No	No	Af (CaAa)	209.00 - 8.00	0.0000	0.45	1	1	2.5000	2.5000		7.00
Feedline Ladder Af	D	No	No	Af (CaAa)	209.00 - 8.00	0.0000	0.43	1	1	2.5000	2.5000		7.00
***													
LDF7-50A (1-5/8 FOAM)	D	No	No	Ar (CaAa)	250.00 - 8.00	0.0000	0.02	18	6	1.0000	1.9800		0.82
3/8" Fiber Cable	D	No	No	Ar (CaAa)	250.00 - 8.00	5.0000	0.02	3	3	0.3750	0.3750		0.10
0.78" DC Power Line	D	No	No	Ar (CaAa)	250.00 - 8.00	5.0000	0.02	6	6	0.7800	0.7800		0.33
1-5/8" Hybrid Cable	D	No	No	Ar (CaAa)	250.00 - 8.00	0.0000	0.02	3	3	1.0000	1.6250		0.82
***													
LDF5-50A	D	No	No	Ar (CaAa)	249.00 -	0.0000	-0.02	2	2	1.0000	1.0900		0.33

Description	Face or Leg	Allow Shield	Exclude From Torque Calculation	Component Type	Placement ft	Face Offset in	Lateral Offset (Frac FW)	#	# Per Row	Clear Spacing in	Width or Diameter in	Perimeter in	Weight plf
(7/8 FOAM)					8.00								
***													
E105	D	No	No	Ar (CaAa)	240.00 - 8.00	0.0000	-0.02	1	1	1.0000	1.3000		0.40
***													
1" Fiber Cable	D	No	No	Ar (CaAa)	225.00 - 8.00	0.0000	0.05	2	1	0.8800	0.8800		0.60
1" Fiber Cable	D	No	No	Ar (CaAa)	225.00 - 8.00	0.0000	-0.05	2	1	0.8800	0.8800		0.60
***													
LDF7-50A (1-5/8 FOAM)	D	No	No	Ar (CaAa)	210.00 - 198.00	0.0000	0.45	6	6	1.0000	1.9800		0.82
LDF7-50A (1-5/8 FOAM)	D	No	No	Ar (CaAa)	198.00 - 8.00	0.0000	0.45	9	9	1.0000	1.9800		0.82
***													
7/8" Hybrid Cable	B	No	No	Ar (CaAa)	210.00 - 8.00	0.0000	0.45	2	2	0.8750	0.8750		0.28
LDF4RN-50A (1/2 FOAM)	C	No	No	Ar (CaAa)	210.00 - 8.00	0.0000	-0.35	1	1	0.6300	0.6300		0.15
***													
LDF5-50A (7/8 FOAM)	D	No	No	Ar (CaAa)	190.00 - 171.00	8.0000	0	2	2	1.0000	1.0900		0.33
LDF5-50A (7/8 FOAM)	D	No	No	Ar (CaAa)	171.00 - 8.00	8.0000	0	3	3	1.0000	1.0900		0.33
***													
LDF4.5-50 (5/8 FOAM)	D	No	No	Ar (CaAa)	85.00 - 8.00	6.0000	0	7	4	0.8700	0.8700		0.15
***													
1" Rigid Conduit	C	No	No	Ar (CaAa)	37.00 - 21.00	0.0000	-0.3	1	1	1.0000	1.0000		0.50
1" Rigid Conduit	C	No	No	Ar (CaAa)	21.00 - 8.00	0.0000	-0.3	2	2	1.0000	1.0000		0.50
***													
LDF4-50A (1/2 FOAM)	D	No	No	Ar (CaAa)	36.50 - 8.00	0.0000	0.055	1	1	0.6300	0.6300		0.15
***													

Discrete Tower Loads

Description	Face or Leg	Offset Type	Offsets: Horz Lateral Vert ft ft ft	Azimuth Adjustment °	Placement ft		C_AA_A Front ft^2	C_AA_A Side ft^2	Weight lb
***									
Lighting Rod 5/8" x 4'	B	None		0.0000	265.00	No Ice	0.25	0.25	31.00
						1/2" Ice	0.66	0.66	33.82
						1" Ice	0.97	0.97	39.29
Flash Beacon Lighting	B	None		0.0000	263.00	No Ice	2.70	2.70	50.00
						1/2" Ice	3.10	3.10	70.00
						1" Ice	3.50	3.50	90.00
13' I-Beam Mast Mount	B	None		0.0000	256.50	No Ice	13.00	13.00	300.00
						1/2" Ice	14.14	14.14	550.00
						1" Ice	15.08	15.08	800.00
***									

Description	Face or Leg	Offset Type	Offsets: Horz Lateral Vert ft ft ft	Azimuth Adjustment °	Placement ft		C_AA_A Front ft^2	C_AA_A Side ft^2	Weight lb
80010966 w/ Mount Pipe	B	From Face	4.00	-7.0000	252.00	No Ice	17.60	9.64	147.45
			-10.00			1/2" Ice	18.33	11.15	263.33
			3.00			1" Ice	19.07	12.70	389.66
80010965 w/ Mount Pipe	C	From Face	4.00	42.0000	252.00	No Ice	14.05	7.63	125.19
			-10.50			1/2" Ice	14.69	8.90	221.67
			3.00			1" Ice	15.30	9.96	327.18
80010965 w/ Mount Pipe	D	From Face	4.00	68.0000	252.00	No Ice	14.05	7.63	125.19
			-20.75			1/2" Ice	14.69	8.90	221.67
			3.00			1" Ice	15.30	9.96	327.18
HPA-65R-BUU-H8 w/ Mount Pipe	B	From Face	4.00	-7.0000	252.00	No Ice	13.05	9.42	94.20
			-13.00			1/2" Ice	13.66	10.82	189.07
			3.00			1" Ice	14.27	12.07	293.65
HPA-65R-BUU-H8 w/ Mount Pipe	C	From Face	4.00	42.0000	252.00	No Ice	13.05	9.42	94.20
			-13.50			1/2" Ice	13.66	10.82	189.07
			3.00			1" Ice	14.27	12.07	293.65
HPA-65R-BUU-H8 w/ Mount Pipe	D	From Face	4.00	68.0000	252.00	No Ice	13.05	9.42	94.20
			-20.75			1/2" Ice	13.66	10.82	189.07
			3.00			1" Ice	14.27	12.07	293.65
DMP65R-BU8DA w/ Mount Pipe	B	From Face	4.00	-7.0000	252.00	No Ice	17.87	10.02	29.30
			-10.00			1/2" Ice	18.50	11.44	147.98
			3.00			1" Ice	19.14	12.72	277.00
DMP65R-BU8DA w/ Mount Pipe	C	From Face	4.00	42.0000	252.00	No Ice	17.87	10.02	29.30
			-10.50			1/2" Ice	18.50	11.44	147.98
			3.00			1" Ice	19.14	12.72	277.00
DMP65R-BU8DA w/ Mount Pipe	D	From Face	4.00	68.0000	252.00	No Ice	17.87	10.02	29.30
			-20.75			1/2" Ice	18.50	11.44	147.98
			3.00			1" Ice	19.14	12.72	277.00
RRUS 32 B2	B	From Face	4.00	-7.0000	252.00	No Ice	2.73	1.67	52.90
			-10.00			1/2" Ice	2.95	1.86	73.96
			3.00			1" Ice	3.18	2.05	98.21
RRUS 32 B2	C	From Face	4.00	42.0000	252.00	No Ice	2.73	1.67	52.90
			-10.50			1/2" Ice	2.95	1.86	73.96
			3.00			1" Ice	3.18	2.05	98.21
RRUS 32 B2	D	From Face	4.00	68.0000	252.00	No Ice	2.73	1.67	52.90
			-20.75			1/2" Ice	2.95	1.86	73.96
			3.00			1" Ice	3.18	2.05	98.21
RRUS 32 B30	B	From Face	4.00	-7.0000	252.00	No Ice	2.69	1.57	60.00
			-10.00			1/2" Ice	2.91	1.76	80.40
			3.00			1" Ice	3.14	1.95	103.95
RRUS 32 B30	C	From Face	4.00	42.0000	252.00	No Ice	2.69	1.57	60.00
			-10.50			1/2" Ice	2.91	1.76	80.40
			3.00			1" Ice	3.14	1.95	103.95
RRUS 32 B30	D	From Face	4.00	68.0000	252.00	No Ice	2.69	1.57	60.00
			-20.75			1/2" Ice	2.91	1.76	80.40
			3.00			1" Ice	3.14	1.95	103.95
RRUS 4478 B14	B	From Face	4.00	-7.0000	252.00	No Ice	1.84	1.06	59.90
			-10.00			1/2" Ice	2.01	1.20	75.78
			3.00			1" Ice	2.19	1.34	94.29
RRUS 4478 B14	C	From Face	4.00	42.0000	252.00	No Ice	1.84	1.06	59.90
			-10.50			1/2" Ice	2.01	1.20	75.78
			3.00			1" Ice	2.19	1.34	94.29
RRUS 4478 B14	D	From Face	4.00	68.0000	252.00	No Ice	1.84	1.06	59.90
			-20.75			1/2" Ice	2.01	1.20	75.78
			3.00			1" Ice	2.19	1.34	94.29
4449 B5/B12	B	From Face	4.00	-7.0000	252.00	No Ice	1.97	1.41	71.00
			-10.00			1/2" Ice	2.14	1.56	89.51
			3.00			1" Ice	2.33	1.73	110.84

Description	Face or Leg	Offset Type	Offsets: Horz Lateral Vert ft ft ft	Azimuth Adjustment °	Placement ft		C_AA_A Front ft^2	C_AA_A Side ft^2	Weight lb
4449 B5/B12	C	From Face	4.00 -10.50 3.00	42.0000	252.00	No Ice 1/2" Ice 1" Ice	1.97 2.14 2.33	1.41 1.56 1.73	71.00 89.51 110.84
4449 B5/B12	D	From Face	4.00 -20.75 3.00	68.0000	252.00	No Ice 1/2" Ice 1" Ice	1.97 2.14 2.33	1.41 1.56 1.73	71.00 89.51 110.84
RRUS-32 B66A	B	From Face	4.00 -10.00 3.00	-7.0000	252.00	No Ice 1/2" Ice 1" Ice	2.86 3.09 3.32	1.78 1.97 2.17	55.12 77.44 103.04
RRUS-32 B66A	C	From Face	4.00 -10.50 3.00	42.0000	252.00	No Ice 1/2" Ice 1" Ice	2.86 3.09 3.32	1.78 1.97 2.17	55.12 77.44 103.04
RRUS-32 B66A	D	From Face	4.00 -20.75 3.00	68.0000	252.00	No Ice 1/2" Ice 1" Ice	2.86 3.09 3.32	1.78 1.97 2.17	55.12 77.44 103.04
DC6-48-60-18-8F Surge Suppression Unit	B	From Face	4.00 -10.00 3.00	-7.0000	252.00	No Ice 1/2" Ice 1" Ice	0.92 1.46 1.64	0.92 1.46 1.64	18.90 36.62 56.82
DC6-48-60-18-8F Surge Suppression Unit	C	From Face	4.00 -10.50 3.00	42.0000	252.00	No Ice 1/2" Ice 1" Ice	0.92 1.46 1.64	0.92 1.46 1.64	18.90 36.62 56.82
DC6-48-60-18-8F Surge Suppression Unit	D	From Face	4.00 -20.75 3.00	68.0000	252.00	No Ice 1/2" Ice 1" Ice	0.92 1.46 1.64	0.92 1.46 1.64	18.90 36.62 56.82
10' In-Face Frame	C	From Face	4.00 -21.00 3.00	0.0000	252.00	No Ice 1/2" Ice 1" Ice	12.84 15.40 17.96	1.42 1.70 1.98	250.00 325.00 400.00
10' In-Face Frame	D	From Face	4.00 -21.00 3.00	0.0000	252.00	No Ice 1/2" Ice 1" Ice	12.84 15.40 17.96	1.42 1.70 1.98	250.00 325.00 400.00
Tower Top Platform	B	None		0.0000	252.00	No Ice 1/2" Ice 1" Ice	85.00 97.00 110.00	85.00 97.00 110.00	4425.00 5752.50 7080.00
***									
JAHH-65C-R3B-V2 w/ 9' P2.5 STD Mount Pipe	B	From Face	4.00 16.25 2.00	5.0000	252.00	No Ice 1/2" Ice 1" Ice	12.82 13.42 14.02	10.78 12.20 13.29	126.52 227.13 338.68
JAHH-65C-R3B-V2 w/ 9' P2.5 STD Mount Pipe	C	From Face	4.00 16.75 2.00	5.0000	252.00	No Ice 1/2" Ice 1" Ice	12.82 13.42 14.02	10.78 12.20 13.29	126.52 227.13 338.68
JAHH-65C-R3B-V2 w/ 9' P2.5 STD Mount Pipe	D	From Face	4.00 16.25 2.00	5.0000	252.00	No Ice 1/2" Ice 1" Ice	12.82 13.42 14.02	10.78 12.20 13.29	126.52 227.13 338.68
MT6407-77A w/ 7' P2 STD Mount Pipe & (2) VZWSMART-MSK7	B	From Face	4.00 11.25 2.00	15.0000	252.00	No Ice 1/2" Ice 1" Ice	5.42 5.97 6.45	3.27 3.99 4.59	103.40 148.53 199.20
MT6407-77A w/ 8' P2.5 STD Mount Pipe	C	From Face	4.00 3.00 2.00	5.0000	252.00	No Ice 1/2" Ice 1" Ice	5.42 5.97 6.45	3.27 3.99 4.59	103.40 148.53 199.20
MT6407-77A w/ 7' P2 STD Mount Pipe & (2) VZWSMART-MSK7	D	From Face	4.00 11.25 2.00	5.0000	252.00	No Ice 1/2" Ice 1" Ice	5.42 5.97 6.45	3.27 3.99 4.59	103.40 148.53 199.20
BXA-70063-6CF w/ 9' P2.5 STD Mount Pipe	A	From Face	4.00 1.00 3.00	-25.0000	252.00	No Ice 1/2" Ice 1" Ice	7.57 8.02 8.47	5.49 6.23 6.99	45.95 104.10 170.26
BXA-70063-6CF w/ 8' P2.5 STD Mount Pipe	B	From Face	4.00 20.00	15.0000	252.00	No Ice 1/2" Ice	7.57 8.02	5.49 6.23	45.95 104.10

Description	Face or Leg	Offset Type	Offsets: Horz Lateral Vert ft ft ft	Azimuth Adjustment °	Placement ft		C_AA_A Front ft^2	C_AA_A Side ft^2	Weight lb
			3.00			1" Ice	8.47	6.99	170.26
BXA-70063-6CF w/ 9' P2.5	D	From Face	5.00	-55.0000	252.00	No Ice	7.57	5.49	45.95
STD Mount Pipe			-19.00			1/2" Ice	8.02	6.23	104.10
			3.00			1" Ice	8.47	6.99	170.26
JAHHSS-65C-R3BT4 w/	B	From Face	4.00	5.0000	252.00	No Ice	12.86	8.51	240.82
BSAMNT-SBS-2-3 & (3)			16.25			1/2" Ice	13.46	9.11	316.79
SCP10W Clamp			2.00			1" Ice	14.06	9.71	400.60
JAHHSS-65C-R3BT4 w/	C	From Face	4.00	5.0000	252.00	No Ice	12.86	8.51	240.82
BSAMNT-SBS-2-3 & (3)			16.75			1/2" Ice	13.46	9.11	316.79
SCP10W Clamp			2.00			1" Ice	14.06	9.71	400.60
JAHHSS-65C-R3BT4 w/	D	From Face	4.00	5.0000	252.00	No Ice	12.86	8.51	240.82
BSAMNT-SBS-2-3 & (3)			16.25			1/2" Ice	13.46	9.11	316.79
SCP10W Clamp			2.00			1" Ice	14.06	9.71	400.60
CBC78T-DS-43-2X	B	From Face	4.00	5.0000	252.00	No Ice	0.37	0.51	20.70
			16.25			1/2" Ice	0.45	0.60	27.04
			2.00			1" Ice	0.53	0.70	35.07
CBC78T-DS-43-2X	C	From Face	4.00	5.0000	252.00	No Ice	0.37	0.51	20.70
			16.75			1/2" Ice	0.45	0.60	27.04
			2.00			1" Ice	0.53	0.70	35.07
CBC78T-DS-43-2X	D	From Face	4.00	5.0000	252.00	No Ice	0.37	0.51	20.70
			16.25			1/2" Ice	0.45	0.60	27.04
			2.00			1" Ice	0.53	0.70	35.07
B5/B13 RRH-BR04C	B	From Face	4.00	0.0000	252.00	No Ice	1.88	1.01	70.30
(RFV01UD2A)			16.25			1/2" Ice	2.05	1.14	86.73
			2.00			1" Ice	2.22	1.28	105.83
B5/B13 RRH-BR04C	C	From Face	4.00	0.0000	252.00	No Ice	1.88	1.01	70.30
(RFV01UD2A)			16.75			1/2" Ice	2.05	1.14	86.73
			2.00			1" Ice	2.22	1.28	105.83
B5/B13 RRH-BR04C	D	From Face	4.00	0.0000	252.00	No Ice	1.88	1.01	70.30
(RFV01UD2A)			16.25			1/2" Ice	2.05	1.14	86.73
			2.00			1" Ice	2.22	1.28	105.83
B2/B66a RRH-BR049	B	From Face	4.00	0.0000	252.00	No Ice	1.88	1.25	84.40
(RFV01UD1A)			16.25			1/2" Ice	2.05	1.39	102.74
			2.00			1" Ice	2.22	1.54	123.87
B2/B66a RRH-BR049	C	From Face	4.00	0.0000	252.00	No Ice	1.88	1.25	84.40
(RFV01UD1A)			16.75			1/2" Ice	2.05	1.39	102.74
			2.00			1" Ice	2.22	1.54	123.87
B2/B66a RRH-BR049	D	From Face	4.00	0.0000	252.00	No Ice	1.88	1.25	84.40
(RFV01UD1A)			16.25			1/2" Ice	2.05	1.39	102.74
			2.00			1" Ice	2.22	1.54	123.87
CBRS RT4401-48	B	From Face	4.00	0.0000	252.00	No Ice	0.85	0.30	17.60
			16.25			1/2" Ice	0.97	0.37	24.53
			2.00			1" Ice	1.09	0.45	33.25
CBRS RT4401-48	C	From Face	4.00	0.0000	252.00	No Ice	0.85	0.30	17.60
			16.75			1/2" Ice	0.97	0.37	24.53
			2.00			1" Ice	1.09	0.45	33.25
CBRS RT4401-48	D	From Face	4.00	0.0000	252.00	No Ice	0.85	0.30	17.60
			16.25			1/2" Ice	0.97	0.37	24.53
			2.00			1" Ice	1.09	0.45	33.25
RHSDC-3315-PF-48	A	From Face	1.00	0.0000	252.00	No Ice	3.36	2.19	32.00
			5.00			1/2" Ice	3.60	2.39	60.54
			2.00			1" Ice	3.84	2.61	92.61
RHSDC-3315-PF-48	B	From Face	1.00	0.0000	252.00	No Ice	3.36	2.19	32.00
			-5.00			1/2" Ice	3.60	2.39	60.54
			2.00			1" Ice	3.84	2.61	92.61
RHSDC-3315-PF-48	D	From Face	1.00	0.0000	252.00	No Ice	3.36	2.19	32.00
			5.00			1/2" Ice	3.60	2.39	60.54

Description	Face or Leg	Offset Type	Offsets: Horz Lateral Vert ft ft ft	Azimuth Adjustment °	Placement ft		C_AA_A Front ft^2	C_AA_A Side ft^2	Weight lb
			2.00			1" Ice	3.84	2.61	92.61
GPS	B	From Face	4.00	0.0000	252.00	No Ice	0.11	0.11	0.87
			11.00			1/2" Ice	0.21	0.21	3.85
			2.00			1" Ice	0.28	0.28	7.85
Pipe Mount 7'x2.875"	B	From Face	4.00	0.0000	252.00	No Ice	2.01	2.01	45.00
			-2.00			1/2" Ice	2.59	2.59	59.81
			2.00			1" Ice	3.02	3.02	79.35
Pipe Mount 7'x2.875"	D	From Face	4.00	0.0000	252.00	No Ice	2.01	2.01	45.00
			11.00			1/2" Ice	2.59	2.59	59.81
			2.00			1" Ice	3.02	3.02	79.35
***									
OA20-67-DIN	A	From Leg	6.00	0.0000	249.00	No Ice	1.31	1.31	9.00
			0.00			1/2" Ice	2.03	2.03	19.35
			3.50			1" Ice	2.60	2.60	34.28
6' Standoff	A	From Leg	3.00	0.0000	249.00	No Ice	2.72	12.93	145.70
			0.00			1/2" Ice	4.11	17.82	223.26
			0.00			1" Ice	5.50	22.71	300.83
OA20-41-DIN	C	From Leg	6.00	0.0000	249.00	No Ice	3.73	3.73	28.00
			0.00			1/2" Ice	5.21	5.21	56.62
			6.00			1" Ice	6.42	6.42	92.76
6' Standoff	C	From Leg	3.00	0.0000	249.00	No Ice	2.72	12.93	145.70
			0.00			1/2" Ice	4.11	17.82	223.26
			0.00			1" Ice	5.50	22.71	300.83
***									
Pipe Mount 4'x4.5"	A	From Leg	0.50	0.0000	240.00	No Ice	1.10	1.10	43.20
			0.00			1/2" Ice	1.58	1.58	56.19
			0.00			1" Ice	1.84	1.84	72.23
***									
Platform	B	None		0.0000	239.50	No Ice	75.38	75.38	10500.00
						1/2" Ice	94.22	94.22	13000.00
						1" Ice	113.06	113.06	15500.00
***									
10' x 2.5" Mount Pipe	B	From Face	1.00	0.0000	225.00	No Ice	2.50	2.50	50.00
			-10.00			1/2" Ice	3.53	3.53	68.64
			0.00			1" Ice	4.58	4.58	93.79
10' x 2.5" Mount Pipe	D	From Face	1.00	0.0000	225.00	No Ice	2.50	2.50	50.00
			-15.00			1/2" Ice	3.53	3.53	68.64
			0.00			1" Ice	4.58	4.58	93.79
APXVTM14-ALU-I20 w/ 10' x 2" Mount Pipe	B	From Face	1.00	0.0000	225.00	No Ice	7.60	5.98	92.72
			15.00			1/2" Ice	8.52	7.37	158.56
			0.50			1" Ice	9.46	8.78	231.95
APXVTM14-ALU-I20 w/ 10' x 2" Mount Pipe	C	From Face	1.00	0.0000	225.00	No Ice	7.60	5.98	92.72
			-15.00			1/2" Ice	8.52	7.37	158.56
			0.50			1" Ice	9.46	8.78	231.95
APXVTM14-ALU-I20 w/ 10' x 2" Mount Pipe	D	From Face	1.00	0.0000	225.00	No Ice	7.60	5.98	92.72
			10.00			1/2" Ice	8.52	7.37	158.56
			0.50			1" Ice	9.46	8.78	231.95
NNVV-65B-R4 w/ Mount Pipe	B	From Face	1.00	0.0000	225.00	No Ice	12.27	7.17	99.30
			15.00			1/2" Ice	12.77	8.13	187.33
			0.50			1" Ice	13.27	8.97	283.67
NNVV-65B-R4 w/ Mount Pipe	C	From Face	1.00	0.0000	225.00	No Ice	12.27	7.17	99.30
			-15.00			1/2" Ice	12.77	8.13	187.33
			0.50			1" Ice	13.27	8.97	283.67
NNVV-65B-R4 w/ Mount Pipe	D	From Face	1.00	0.0000	225.00	No Ice	12.27	7.17	99.30
			10.00			1/2" Ice	12.77	8.13	187.33
			0.50			1" Ice	13.27	8.97	283.67
TD-RRH8x20-25	B	From Face	1.00	0.0000	225.00	No Ice	3.70	1.29	66.00

Description	Face or Leg	Offset Type	Offsets: Horz Lateral Vert ft ft ft	Azimuth Adjustment °	Placement ft		C_AA_A Front ft^2	C_AA_A Side ft^2	Weight lb
			15.00			1/2" Ice	3.95	1.46	89.94
			0.50			1" Ice	4.20	1.64	117.22
TD-RRH8x20-25	C	From Face	1.00	0.0000	225.00	No Ice	3.70	1.29	66.00
			-15.00			1/2" Ice	3.95	1.46	89.94
			0.50			1" Ice	4.20	1.64	117.22
TD-RRH8x20-25	D	From Face	1.00	0.0000	225.00	No Ice	3.70	1.29	66.00
			10.00			1/2" Ice	3.95	1.46	89.94
			0.50			1" Ice	4.20	1.64	117.22
(2) 800 MHz 2x50W	B	From Face	1.00	0.0000	225.00	No Ice	2.09	1.73	53.00
			15.00			1/2" Ice	2.27	1.90	73.74
			0.50			1" Ice	2.46	2.08	97.45
(2) 800 MHz 2x50W	C	From Face	1.00	0.0000	225.00	No Ice	2.09	1.73	53.00
			-15.00			1/2" Ice	2.27	1.90	73.74
			0.50			1" Ice	2.46	2.08	97.45
(2) 800 MHz 2x50W	D	From Face	1.00	0.0000	225.00	No Ice	2.09	1.73	53.00
			10.00			1/2" Ice	2.27	1.90	73.74
			0.50			1" Ice	2.46	2.08	97.45
1900 4x45 65 MHz RRU	B	From Face	1.00	0.0000	225.00	No Ice	2.08	1.99	53.00
			15.00			1/2" Ice	2.27	2.18	74.10
			0.50			1" Ice	2.47	2.37	98.26
1900 4x45 65 MHz RRU	C	From Face	1.00	0.0000	225.00	No Ice	2.08	1.99	53.00
			-15.00			1/2" Ice	2.27	2.18	74.10
			0.50			1" Ice	2.47	2.37	98.26
1900 4x45 65 MHz RRU	D	From Face	1.00	0.0000	225.00	No Ice	2.08	1.99	53.00
			10.00			1/2" Ice	2.27	2.18	74.10
			0.50			1" Ice	2.47	2.37	98.26
***									
(3) DB844H90E-XY w/Mount Pipe	A	From Leg	1.00	60.0000	210.00	No Ice	2.24	3.34	43.38
			0.00			1/2" Ice	2.61	3.73	78.61
			2.00			1" Ice	2.99	4.13	121.53
(3) DB844H90E-XY w/Mount Pipe	D	From Leg	1.00	15.0000	210.00	No Ice	2.24	3.34	43.38
			0.00			1/2" Ice	2.61	3.73	78.61
			2.00			1" Ice	2.99	4.13	121.53
14' Sector Frame	A	From Leg	0.50	60.0000	210.00	No Ice	18.21	0.00	492.00
			0.00			1/2" Ice	23.76	0.00	690.25
			0.00			1" Ice	29.31	0.00	888.50
14' Sector Frame	D	From Leg	0.50	15.0000	210.00	No Ice	18.21	0.00	492.00
			0.00			1/2" Ice	23.76	0.00	690.25
			0.00			1" Ice	29.31	0.00	888.50
***									
AIR21 B4A/B2P w/ mount pipe	B	From Leg	1.00	0.0000	210.00	No Ice	6.13	5.54	101.25
			0.00			1/2" Ice	6.52	6.20	156.43
			2.00			1" Ice	6.92	6.87	218.21
AIR21 B4A/B2P w/ mount pipe	C	From Leg	1.00	-10.0000	210.00	No Ice	6.13	5.54	101.25
			0.00			1/2" Ice	6.52	6.20	156.43
			2.00			1" Ice	6.92	6.87	218.21
KRC 118 048/1 B4A/B12P-B8P w/ Mount Pipe	B	From Leg	1.00	0.0000	210.00	No Ice	11.54	10.68	154.59
			0.00			1/2" Ice	12.16	12.09	246.84
			2.00			1" Ice	12.79	13.33	348.90
KRC 118 048/1 B4A/B12P-B8P w/ Mount Pipe	C	From Leg	1.00	-10.0000	210.00	No Ice	11.54	10.68	154.59
			0.00			1/2" Ice	12.16	12.09	246.84
			2.00			1" Ice	12.79	13.33	348.90
RRUS 11 B12	B	From Leg	1.00	0.0000	210.00	No Ice	2.83	1.18	50.70
			0.00			1/2" Ice	3.04	1.33	71.57
			2.00			1" Ice	3.26	1.48	95.49
RRUS 11 B12	C	From Leg	1.00	-10.0000	210.00	No Ice	2.83	1.18	50.70
			0.00			1/2" Ice	3.04	1.33	71.57

Description	Face or Leg	Offset Type	Offsets: Horz Lateral Vert ft ft ft	Azimuth Adjustment °	Placement ft		C_AA_A Front ft^2	C_AA_A Side ft^2	Weight lb
			2.00			1" Ice	3.26	1.48	95.49
RRUS 11 B2	B	From Leg	1.00	0.0000	210.00	No Ice	2.83	1.18	50.70
			0.00			1/2" Ice	3.04	1.33	71.57
			2.00			1" Ice	3.26	1.48	95.49
RRUS 11 B2	C	From Leg	1.00	-10.0000	210.00	No Ice	2.83	1.18	50.70
			0.00			1/2" Ice	3.04	1.33	71.57
			2.00			1" Ice	3.26	1.48	95.49
26"x 26" Flat Panel	C	From Leg	1.00	0.0000	210.00	No Ice	5.60	0.52	15.00
			0.00			1/2" Ice	5.92	0.67	38.43
			-3.00			1" Ice	6.24	0.83	65.30
14' Sector Frame	B	From Leg	0.50	0.0000	210.00	No Ice	18.21	0.00	492.00
			0.00			1/2" Ice	23.76	0.00	690.25
			0.00			1" Ice	29.31	0.00	888.50
14' Sector Frame	C	From Leg	0.50	-10.0000	210.00	No Ice	18.21	0.00	492.00
			0.00			1/2" Ice	23.76	0.00	690.25
			0.00			1" Ice	29.31	0.00	888.50
***									
(3) DB844H90E-XY w/Mount Pipe	C	From Leg	1.00	-15.0000	198.00	No Ice	2.24	3.34	43.38
			0.00			1/2" Ice	2.61	3.73	78.61
			2.00			1" Ice	2.99	4.13	121.53
14' Sector Frame	C	From Leg	0.50	-15.0000	198.00	No Ice	18.21	0.00	492.00
			0.00			1/2" Ice	23.76	0.00	690.25
			0.00			1" Ice	29.31	0.00	888.50
***									
PG1-NOF-0091	A	From Leg	3.50	-45.0000	190.00	No Ice	1.40	1.40	7.50
			-3.50			1/2" Ice	2.23	2.23	18.71
			6.00			1" Ice	3.07	3.07	35.15
5' Standoff	A	From Leg	1.75	-45.0000	190.00	No Ice	2.72	12.93	145.70
			-1.75			1/2" Ice	4.11	17.82	223.26
			0.00			1" Ice	5.50	22.71	300.83
PG1-NOF-0091	B	From Leg	3.50	45.0000	190.00	No Ice	1.40	1.40	7.50
			3.50			1/2" Ice	2.23	2.23	18.71
			6.00			1" Ice	3.07	3.07	35.15
5' Standoff	B	From Leg	1.75	45.0000	190.00	No Ice	2.72	12.93	145.70
			1.75			1/2" Ice	4.11	17.82	223.26
			0.00			1" Ice	5.50	22.71	300.83
***									
PG1-DOF-0093	B	From Leg	3.50	45.0000	177.00	No Ice	1.40	1.40	7.50
			3.50			1/2" Ice	2.23	2.23	18.71
			0.00			1" Ice	3.07	3.07	35.15
5' Standoff	B	From Leg	1.75	45.0000	177.00	No Ice	2.72	12.93	145.70
			1.75			1/2" Ice	4.11	17.82	223.26
			0.00			1" Ice	5.50	22.71	300.83
***									
Catwalk	B	From Face	0.00	0.0000	139.50	No Ice	75.38	4.08	1250.00
			0.00			1/2" Ice	94.22	5.09	1600.00
			0.00			1" Ice	113.06	6.11	1950.00
***									
WL7-13	D	From Leg	1.00	-32.0000	85.00	No Ice	2.88	2.88	25.00
			0.00			1/2" Ice	3.73	3.73	32.50
			3.00			1" Ice	4.59	4.59	40.00
WL14-69/S	B	From Leg	1.00	-28.0000	85.00	No Ice	2.88	2.88	5.00
			0.00			1/2" Ice	3.74	3.74	6.50
			0.00			1" Ice	4.61	4.61	8.45
WL14-69/S	D	From Leg	1.00	-32.0000	85.00	No Ice	2.88	2.88	5.00
			0.00			1/2" Ice	3.74	3.74	6.50
			-1.00			1" Ice	4.61	4.61	8.45

Description	Face or Leg	Offset Type	Offsets: Horz Lateral Vert ft ft ft	Azimuth Adjustment °	Placement ft		C_AA_A Front ft^2	C_AA_A Side ft^2	Weight lb
WL14-69/S	C	From Leg	1.00	-39.0000	85.00	No Ice	2.88	2.88	5.00
			0.00			1/2" Ice	3.74	3.74	6.50
			-2.00			1" Ice	4.61	4.61	8.45
WL14-69/S	B	From Leg	1.00	-28.0000	85.00	No Ice	2.88	2.88	5.00
			0.00			1/2" Ice	3.74	3.74	6.50
			-4.00			1" Ice	4.61	4.61	8.45
***									
Camera	B	From Leg	1.50	0.0000	37.00	No Ice	0.11	0.05	2.00
			0.00			1/2" Ice	0.16	0.08	3.30
			0.00			1" Ice	0.21	0.12	5.42
2.5' Box Mount	B	From Leg	0.75	0.0000	37.00	No Ice	1.36	1.36	20.00
			0.00			1/2" Ice	2.45	2.45	40.00
			0.00			1" Ice	3.50	3.50	64.00
***									
GPS	D	From Face	3.00	0.0000	36.50	No Ice	0.12	0.12	0.87
			0.00			1/2" Ice	0.21	0.21	3.85
			0.00			1" Ice	0.28	0.28	7.85
3' Side Arm	D	From Face	1.50	0.0000	36.50	No Ice	0.93	0.93	44.94
			0.00			1/2" Ice	1.13	1.13	54.87
			0.00			1" Ice	1.37	1.37	67.25
***									
Junction Box (40"x14"x9")	B	From Face	0.00	0.0000	21.00	No Ice	3.88	2.50	50.00
			10.00			1/2" Ice	3.88	2.50	50.00
			0.00			1" Ice	3.88	2.50	50.00
RRU (28" x 15.5" x 10")	B	From Face	0.00	0.0000	21.00	No Ice	3.62	2.36	65.00
			10.00			1/2" Ice	3.86	2.57	94.93
			0.00			1" Ice	4.11	2.78	128.52
Platform	B	From Face	0.00	0.0000	21.00	No Ice	0.00	0.00	0.00
			10.00			1/2" Ice	0.00	0.00	0.00
			0.00			1" Ice	0.00	0.00	0.00

Dishes

Description	Face or Leg	Dish Type	Offset Type	Offsets: Horz Lateral Vert ft	Azimuth Adjustment °	3 dB Beam Width °	Elevation ft	Outside Diameter ft		Aperture Area ft^2	Weight lb
SC3-W100AC	A	Paraboloid w/Shroud (HP)	From Leg	1.00	74.0000		240.00	3.00	No Ice	7.07	400.00
				0.00					1/2" Ice	7.47	440.00
				0.00					1" Ice	7.86	480.00



Envelope Only Solution

GPD	TAG0053 (10136365) CHESHIRE	SK - 1
2021706.25	Rendered Tower	TAG0053.r3d

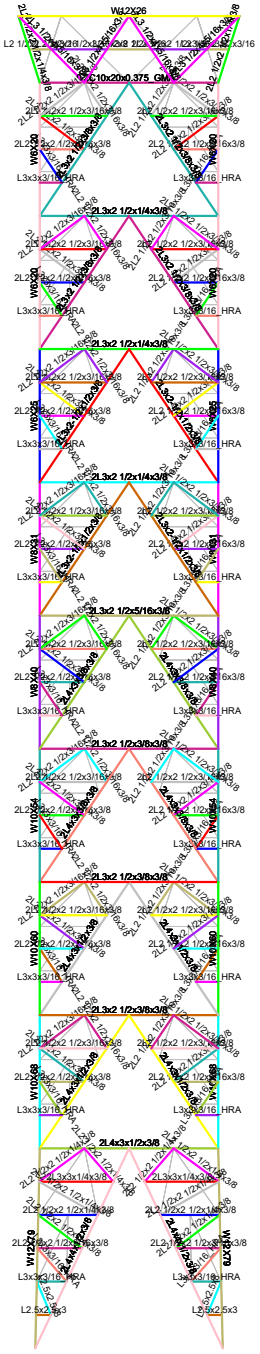

Section Sets

- TWR_LEG_T1
- TWR_LEG_OUTER_T1
- TWR_TOP_GIRT_T1
- TWR_DIAG_T1
- TWR_DIAG_OUTER_T1
- TWR_RED_HORZ_T1
- TWR_RED_HORZ_2_T1
- TWR_HORZ_OUTER_T1
- TWR_RED_HORZ_3_T1
- TWR_RED_HORZ_4_T1
- TWR_RED_DIAG_T1
- TWR_LEG_T2
- TWR_DIAG_T2
- TWR_RED_HORZ_T2
- TWR_RED_HORZ_2_T2
- TWR_RED_DIAG_T2
- TWR_RED_HORZ_3_T2
- TWR_RED_DIAG_2_T2
- TWR_RED_DIAG_3_T2
- TWR_RED_HIP_T2
- TWR_RED_HIP_2_T2
- TWR_RED_HIPDIA_T2
- TWR_RED_HIPDIA_2_T2
- TWR_INNER_SUPP_T2
- TWR_INNER_SQ_T2
- TWR_INNER_CORNER_T2
- TWR_LEG_T3
- TWR_HORZ_T3
- TWR_DIAG_T3
- TWR_RED_HORZ_T3
- TWR_RED_HORZ_2_T3
- TWR_RED_DIAG_T3
- TWR_RED_HORZ_3_T3
- TWR_RED_DIAG_2_T3
- TWR_RED_DIAG_3_T3
- TWR_RED_HIP_T3
- TWR_RED_HIP_2_T3
- TWR_RED_HIPDIA_T3
- TWR_RED_HIPDIA_2_T3
- TWR_INNER_SUPP_T3
- TWR_INNER_SQ_T3
- TWR_INNER_CORNER_T3
- TWR_INNER_TRI_T3
- TWR_INNER_BRACE_T3
- TWR_INNER_LADDER_T3
- TWR_LEG_T4
- TWR_HORZ_T4
- TWR_DIAG_T4
- TWR_RED_HORZ_T4
- TWR_RED_HORZ_2_T4
- TWR_RED_DIAG_T4
- TWR_RED_HORZ_3_T4
- TWR_RED_DIAG_2_T4
- TWR_RED_DIAG_3_T4
- TWR_RED_HIP_T4
- TWR_RED_HIP_2_T4
- TWR_RED_HIPDIA_T4
- TWR_RED_HIPDIA_2_T4
- TWR_INNER_SUPP_T4
- TWR_INNER_SQ_T4
- TWR_INNER_CORNER_T4
- TWR_INNER_TRI_T4
- TWR_INNER_BRACE_T4
- TWR_INNER_LADDER_T4
- TWR_LEG_T5
- TWR_HORZ_T5
- TWR_DIAG_T5
- TWR_RED_HORZ_T5
- TWR_RED_HORZ_2_T5
- TWR_RED_DIAG_T5
- TWR_RED_HORZ_3_T5
- TWR_RED_DIAG_2_T5
- TWR_RED_DIAG_3_T5
- TWR_RED_HIP_T5
- TWR_RED_HIP_2_T5
- TWR_RED_HIPDIA_T5
- TWR_RED_HIPDIA_2_T5
- TWR_INNER_SUPP_T5
- TWR_INNER_SQ_T5
- TWR_INNER_CORNER_T5
- TWR_INNER_TRI_T5
- TWR_INNER_BRACE_T5
- TWR_INNER_LADDER_T5
- TWR_LEG_T6
- TWR_HORZ_T6
- TWR_DIAG_T6
- TWR_RED_HORZ_T6
- TWR_RED_HORZ_2_T6
- TWR_RED_DIAG_T6
- TWR_RED_HORZ_3_T6
- TWR_RED_DIAG_2_T6
- TWR_RED_DIAG_3_T6
- TWR_RED_HIP_T6
- TWR_RED_HIP_2_T6
- TWR_RED_HIPDIA_T6
- TWR_RED_HIPDIA_2_T6
- TWR_INNER_SUPP_T6
- TWR_INNER_SQ_T6
- TWR_INNER_CORNER_T6
- TWR_INNER_TRI_T6
- TWR_INNER_BRACE_T6
- TWR_INNER_LADDER_T6
- TWR_LEG_T7
- TWR_HORZ_T7
- TWR_DIAG_T7
- TWR_RED_HORZ_T7
- TWR_RED_HORZ_2_T7
- TWR_RED_DIAG_T7
- TWR_RED_HORZ_3_T7
- TWR_RED_DIAG_2_T7
- TWR_RED_DIAG_3_T7
- TWR_RED_HIP_T7
- TWR_RED_HIP_2_T7
- TWR_RED_HIPDIA_T7
- TWR_RED_HIPDIA_2_T7
- TWR_INNER_SUPP_T7
- TWR_INNER_SQ_T7
- TWR_INNER_CORNER_T7
- TWR_INNER_TRI_T7
- TWR_INNER_BRACE_T7
- TWR_INNER_LADDER_T7
- TWR_LEG_T8
- TWR_HORZ_T8
- TWR_DIAG_T8
- TWR_RED_HORZ_T8
- TWR_RED_HORZ_2_T8
- TWR_RED_DIAG_T8
- TWR_RED_HORZ_3_T8
- TWR_RED_DIAG_2_T8
- TWR_RED_DIAG_3_T8
- TWR_RED_HIP_T8
- TWR_RED_HIP_2_T8
- TWR_RED_HIPDIA_T8
- TWR_RED_HIPDIA_2_T8
- TWR_INNER_SUPP_T8
- TWR_INNER_SQ_T8
- TWR_INNER_CORNER_T8
- TWR_INNER_TRI_T8
- TWR_INNER_BRACE_T8
- TWR_INNER_LADDER_T8
- TWR_LEG_T9
- TWR_HORZ_T9
- TWR_DIAG_T9
- TWR_RED_HORZ_T9
- TWR_RED_HORZ_2_T9
- TWR_RED_DIAG_T9
- TWR_RED_HORZ_3_T9
- TWR_RED_DIAG_2_T9
- TWR_RED_DIAG_3_T9
- TWR_RED_HIP_T9
- TWR_RED_HIP_2_T9
- TWR_RED_HIPDIA_T9
- TWR_REDHIPDIA_2_T9
- TWR_INNER_SUPP_T9
- TWR_INNER_SQ_T9
- TWR_INNER_CORNER_T9
- TWR_INNER_TRI_T9
- TWR_INNER_BRACE_T9
- TWR_INNER_LADDER_T9
- TWR_LEG_T10
- TWR_HORZ_T10
- TWR_DIAG_T10
- TWR_RED_HORZ_T10
- TWR_RED_HORZ_2_T10
- TWR_RED_DIAG_T10
- TWR_RED_HORZ_3_T10
- TWR_RED_DIAG_2_T10
- TWR_RED_HORZ_4_T10
- TWR_RED_DIAG_3_T10
- TWR_RED_DIAG_4_T10
- TWR_RED_DIAG_0_T10
- TWR_RED_HORZ_0_T10
- TWR_RED_HIP_1_T10
- TWR_RED_HIP_3_T10
- TWR_RED_HIPDIA_1_T10
- TWR_RED_HIPDIA_3_T10
- TWR_INNER_GIRT_T10
- TWR_INNER_SUPP_T1
- TWR_HORZ_T2
- TWR_INNER_SUPP_T10

More...

Envelope Only Solution

GPD	TAG0053 (10136365) CHESHIRE	SK - 2
2021706.25	Tower Members	TAG0053.r3d

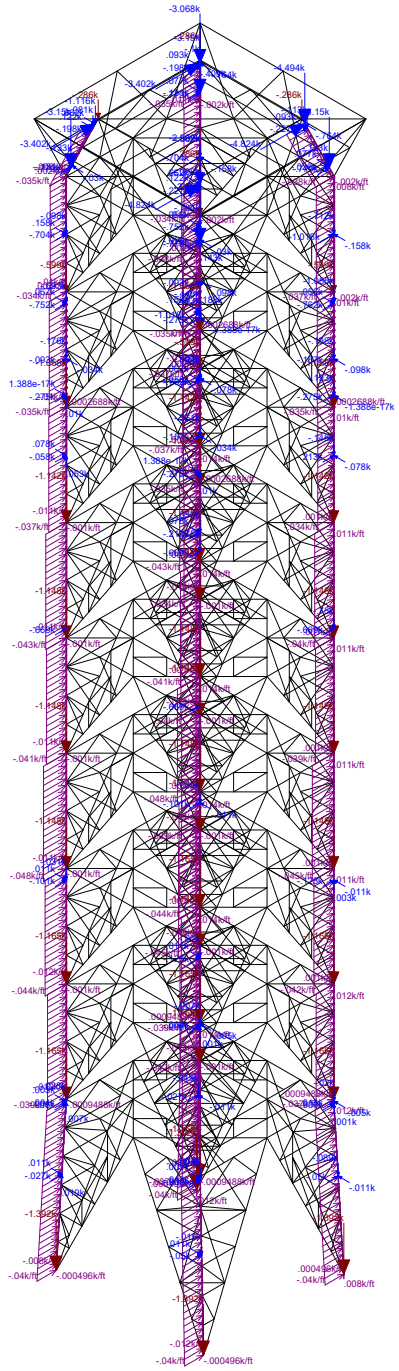

Loads: LC 2, 1.2 Dead+1.6 Wind 0 deg - No Ice
Envelope Only Solution

GPD		SK - 3
	TAG0053 (10136365) CHESHIRE	
2021706.25	Example Wind Loading	TAG0053.r3d



Member Code Checks Displayed (Enveloped)
Envelope Only Solution

GPD	TAG0053 (10136365) CHESHIRE	SK - 4
2021706.25	Unity Checks	TAG0053.r3d



Member Shear Checks Displayed (Enveloped)
Envelope Only Solution

GPD		SK - 5
	TAG0053 (10136365) CHESHIRE	
2021706.25	Shear Checks	TAG0053.r3d

(Global) Model Settings

Display Sections for Member Calcs	5
Max Internal Sections for Member Calcs	97
Include Shear Deformation?	Yes
Increase Nailing Capacity for Wind?	Yes
Include Warping?	Yes
Trans Load Btwn Intersecting Wood Wall?	Yes
Area Load Mesh (in^2)	144
Merge Tolerance (in)	.12
P-Delta Analysis Tolerance	0.50%
Include P-Delta for Walls?	Yes
Automatically Iterate Stiffness for Walls?	No
Max Iterations for Wall Stiffness	3
Gravity Acceleration (ft/sec^2)	32.2
Wall Mesh Size (in)	12
Eigensolution Convergence Tol. (1.E-)	4
Vertical Axis	Y
Global Member Orientation Plane	XZ
Static Solver	Sparse Accelerated
Dynamic Solver	Accelerated Solver

Hot Rolled Steel Code	AISC 14th(360-10): LRFD
Adjust Stiffness?	No
RISAConnection Code	None
Cold Formed Steel Code	None
Wood Code	None
Wood Temperature	< 100F
Concrete Code	None
Masonry Code	None
Aluminum Code	None - Building
Stainless Steel Code	None

Number of Shear Regions	4
Region Spacing Increment (in)	4
Biaxial Column Method	Exact Integration
Parme Beta Factor (PCA)	.65
Concrete Stress Block	Rectangular
Use Cracked Sections?	Yes
Use Cracked Sections Slab?	No
Bad Framing Warnings?	No
Unused Force Warnings?	Yes
Min 1 Bar Diam. Spacing?	No
Concrete Rebar Set	REBAR_SET_ASTMA615
Min % Steel for Column	1
Max % Steel for Column	8

(Global) Model Settings, Continued

Seismic Code	ASCE 7-10
Seismic Base Elevation (ft)	Not Entered
Add Base Weight?	Yes
Ct X	.02
Ct Z	.02
T X (sec)	Not Entered
T Z (sec)	Not Entered
R X	3
R Z	3
Ct Exp. X	.75
Ct Exp. Z	.75
SD1	1
SDS	1
S1	1
TL (sec)	5
Risk Cat	I or II
Drift Cat	Other
Om Z	1
Om X	1
Cd Z	4
Cd X	4
Rho Z	1
Rho X	1

Hot Rolled Steel Properties

	Label	E [ksi]	G [ksi]	Nu	Therm (\1...	Density[k/ft^3]	Yield[ksi]	Ry	Fu[ksi]	Rt
1	A36	29000	11200	.295	.65	.49	36	1.5	58	1.2

Hot Rolled Steel Section Sets

	Label	Shape	Type	Design List	Material	Design ...	A [in2]	Iyy [in4]	Izz [in4]	J [in4]
1	TWR_LEG_T1	L6x6x1/2	Column	None	A36	Typical	5.75	19.908	19.908	.479
2	TWR_LEG_OUTER_...	2L2 1/2x2 1/2x1/4x3/8	Column	None	A36	Typical	2.38	3.347	1.41	.049
3	TWR_TOP_GIRT_T1	2L3x4x5/16x3/8	Beam	None	A36	Typical	4.18	15.508	3.29	.136
4	TWR_DIAG_T1	2L3x4x5/16x3/8	Column	None	A36	Typical	4.18	15.508	3.29	.136
5	TWR_DIAG_OUTER...	2L3 1/2x4x5/16x3/8	Column	None	A36	Typical	4.49	15.551	5.1	.146
6	TWR_RED_HORZ_T1	L2 1/2x2 1/2x3/16	Beam	None	A36	Typical	.902	.547	.547	.011
7	TWR_RED_HORZ_2...	2L2 1/2x2 1/2x3/16x3/8	Beam	None	A36	Typical	1.8	2.499	1.09	.021
8	TWR_HORZ_OUTE...	W12X26	Beam	None	A36	Typical	7.65	17.3	204	.3
9	TWR_RED_HORZ_3...	2L2 1/2x2 1/2x3/16x3/8	Beam	None	A36	Typical	1.8	2.499	1.09	.021
10	TWR_RED_HORZ_4...	L2 1/2x2 1/2x3/16	Beam	None	A36	Typical	.902	.547	.547	.011
11	TWR_RED_DIAG_T1	L2 1/2x2 1/2x3/16	Column	None	A36	Typical	.902	.547	.547	.011
12	TWR_LEG_T2	W6X20	Column	None	A36	Typical	5.87	13.3	41.4	.24
13	TWR_DIAG_T2	2L3x2 1/2x3/8x3/8	Column	None	A36	Typical	3.84	5.153	3.31	.18
14	TWR_RED_HORZ_T2	L3x3x3/16_HRA	Beam	None	A36	Typical	1.09	.96	.96	.014
15	TWR_RED_HORZ_2...	2L2 1/2x2 1/2x3/16x3/8	Beam	None	A36	Typical	1.8	2.499	1.09	.021
16	TWR_RED_DIAG_T2	L3x3x3/16_HRA	Column	None	A36	Typical	1.09	.96	.96	.014
17	TWR_RED_HORZ_3...	2L2 1/2x2 1/2x3/16x3/8	Beam	None	A36	Typical	1.8	2.499	1.09	.021
18	TWR_RED_DIAG_2_...	2L2 1/2x2 1/2x3/16x3/8	Column	None	A36	Typical	1.8	2.499	1.09	.021
19	TWR_RED_DIAG_3_...	2L2 1/2x2 1/2x3/16x3/8	Column	None	A36	Typical	1.8	2.499	1.09	.021
20	TWR_RED_HIP_T2	2L2 1/2x2 1/2x3/16x3/8	Column	None	A36	Typical	1.8	2.499	1.09	.021
21	TWR_RED_HIP_2_T2	2L2 1/2x2 1/2x3/16x3/8	Column	None	A36	Typical	1.8	2.499	1.09	.021
22	TWR_RED_HIPDIA_...	2L2 1/2x2 1/2x3/16x3/8	Column	None	A36	Typical	1.8	2.499	1.09	.021
23	TWR_RED_HIPDIA_...	2L2 1/2x2 1/2x3/16x3/8	Column	None	A36	Typical	1.8	2.499	1.09	.021
24	TWR_INNER_SUPP...	W10X30	Beam	None	A36	Typical	8.84	16.7	170	.622
25	TWR_INNER_SQ_T2	W8X13	Beam	None	A36	Typical	3.84	2.73	39.6	.087

Hot Rolled Steel Section Sets (Continued)

	Label	Shape	Type	Design List	Material	Design ...	A [in2]	Iyy [in4]	Izz [in4]	J [in4]
26	TWR_INNER_CORN...	W8X13	Beam	None	A36	Typical	3.84	2.73	39.6	.087
27	TWR_LEG_T3	W6X20	Column	None	A36	Typical	5.87	13.3	41.4	.24
28	TWR_HORZ_T3	2L3x2 1/2x1/4x3/8	Beam	None	A36	Typical	2.63	3.373	2.35	.055
29	TWR_DIAG_T3	2L3x2 1/2x3/8x3/8	Column	None	A36	Typical	3.84	5.153	3.31	.18
30	TWR_RED_HORZ_T3	L3x3x3/16_HRA	Beam	None	A36	Typical	1.09	.96	.96	.014
31	TWR_RED_HORZ_2...	2L2 1/2x2 1/2x3/16x3/8	Beam	None	A36	Typical	1.8	2.499	1.09	.021
32	TWR_RED_DIAG_T3	L3x3x3/16_HRA	Column	None	A36	Typical	1.09	.96	.96	.014
33	TWR_RED_HORZ_3...	2L2 1/2x2 1/2x3/16x3/8	Beam	None	A36	Typical	1.8	2.499	1.09	.021
34	TWR_RED_DIAG_2_...	2L2 1/2x2 1/2x3/16x3/8	Column	None	A36	Typical	1.8	2.499	1.09	.021
35	TWR_RED_DIAG_3_...	2L2 1/2x2 1/2x3/16x3/8	Column	None	A36	Typical	1.8	2.499	1.09	.021
36	TWR_RED_HIP_T3	2L2 1/2x2 1/2x3/16x3/8	Column	None	A36	Typical	1.8	2.499	1.09	.021
37	TWR_RED_HIP_2_T3	2L2 1/2x2 1/2x3/16x3/8	Column	None	A36	Typical	1.8	2.499	1.09	.021
38	TWR_RED_HIPDIA_...	2L2 1/2x2 1/2x3/16x3/8	Column	None	A36	Typical	1.8	2.499	1.09	.021
39	TWR_RED_HIPDIA_...	2L2 1/2x2 1/2x3/16x3/8	Column	None	A36	Typical	1.8	2.499	1.09	.021
40	TWR_INNER_SUPP...	2L3x2 1/2x1/4x3/8	Beam	None	A36	Typical	2.63	3.373	2.35	.055
41	TWR_INNER_SQ_T3	2L2 1/2x2 1/2x3/16x3/8	Beam	None	A36	Typical	1.8	2.499	1.09	.021
42	TWR_INNER_CORN...	2L2 1/2x2 1/2x3/16x3/8	Beam	None	A36	Typical	1.8	2.499	1.09	.021
43	TWR_INNER_TRI_T3	2L2 1/2x2 1/2x3/16x3/8	Beam	None	A36	Typical	1.8	2.499	1.09	.021
44	TWR_INNER_BRAC...	2L2 1/2x2 1/2x3/16x3/8	Beam	None	A36	Typical	1.8	2.499	1.09	.021
45	TWR_INNER_LADD...	2L3x2 1/2x1/4x3/8	Beam	None	A36	Typical	2.63	3.373	2.35	.055
46	TWR_LEG_T4	W6X25	Column	None	A36	Typical	7.34	17.1	53.4	.461
47	TWR_HORZ_T4	2L3x2 1/2x1/4x3/8	Beam	None	A36	Typical	2.63	3.373	2.35	.055
48	TWR_DIAG_T4	2L3x2-1/2x1/2x3/8	Column	None	A36	Typical	5	6.999	4.167	.417
49	TWR_RED_HORZ_T4	L3x3x3/16_HRA	Beam	None	A36	Typical	1.09	.96	.96	.014
50	TWR_RED_HORZ_2...	2L2 1/2x2 1/2x3/16x3/8	Beam	None	A36	Typical	1.8	2.499	1.09	.021
51	TWR_RED_DIAG_T4	L3x3x3/16_HRA	Column	None	A36	Typical	1.09	.96	.96	.014
52	TWR_RED_HORZ_3...	2L2 1/2x2 1/2x3/16x3/8	Beam	None	A36	Typical	1.8	2.499	1.09	.021
53	TWR_RED_DIAG_2_...	2L2 1/2x2 1/2x3/16x3/8	Column	None	A36	Typical	1.8	2.499	1.09	.021
54	TWR_RED_DIAG_3_...	2L2 1/2x2 1/2x3/16x3/8	Column	None	A36	Typical	1.8	2.499	1.09	.021
55	TWR_RED_HIP_T4	2L2 1/2x2 1/2x3/16x3/8	Column	None	A36	Typical	1.8	2.499	1.09	.021
56	TWR_RED_HIP_2_T4	2L2 1/2x2 1/2x3/16x3/8	Column	None	A36	Typical	1.8	2.499	1.09	.021
57	TWR_RED_HIPDIA_...	2L2 1/2x2 1/2x3/16x3/8	Column	None	A36	Typical	1.8	2.499	1.09	.021
58	TWR_RED_HIPDIA_...	2L2 1/2x2 1/2x3/16x3/8	Column	None	A36	Typical	1.8	2.499	1.09	.021
59	TWR_INNER_SUPP...	2L3x2 1/2x1/4x3/8	Beam	None	A36	Typical	2.63	3.373	2.35	.055
60	TWR_INNER_SQ_T4	2L2 1/2x2 1/2x3/16x3/8	Beam	None	A36	Typical	1.8	2.499	1.09	.021
61	TWR_INNER_CORN...	2L2 1/2x2 1/2x3/16x3/8	Beam	None	A36	Typical	1.8	2.499	1.09	.021
62	TWR_INNER_TRI_T4	2L2 1/2x2 1/2x3/16x3/8	Beam	None	A36	Typical	1.8	2.499	1.09	.021
63	TWR_INNER_BRAC...	2L2 1/2x2 1/2x3/16x3/8	Beam	None	A36	Typical	1.8	2.499	1.09	.021
64	TWR_INNER_LADD...	2L3x2 1/2x1/4x3/8	Beam	None	A36	Typical	2.63	3.373	2.35	.055
65	TWR_LEG_T5	W8X31	Column	None	A36	Typical	9.13	37.1	110	.536
66	TWR_HORZ_T5	2L3x2 1/2x1/4x3/8	Beam	None	A36	Typical	2.63	3.373	2.35	.055
67	TWR_DIAG_T5	2L3x2-1/2x1/2x3/8	Column	None	A36	Typical	5	6.999	4.167	.417
68	TWR_RED_HORZ_T5	L3x3x3/16_HRA	Beam	None	A36	Typical	1.09	.96	.96	.014
69	TWR_RED_HORZ_2...	2L2 1/2x2 1/2x3/16x3/8	Beam	None	A36	Typical	1.8	2.499	1.09	.021
70	TWR_RED_DIAG_T5	L3x3x3/16_HRA	Column	None	A36	Typical	1.09	.96	.96	.014
71	TWR_RED_HORZ_3...	2L2 1/2x2 1/2x3/16x3/8	Beam	None	A36	Typical	1.8	2.499	1.09	.021
72	TWR_RED_DIAG_2_...	2L2 1/2x2 1/2x3/16x3/8	Column	None	A36	Typical	1.8	2.499	1.09	.021
73	TWR_RED_DIAG_3_...	2L2 1/2x2 1/2x3/16x3/8	Column	None	A36	Typical	1.8	2.499	1.09	.021
74	TWR_RED_HIP_T5	2L2 1/2x2 1/2x3/16x3/8	Column	None	A36	Typical	1.8	2.499	1.09	.021
75	TWR_RED_HIP_2_T5	2L2 1/2x2 1/2x3/16x3/8	Column	None	A36	Typical	1.8	2.499	1.09	.021
76	TWR_RED_HIPDIA_...	2L2 1/2x2 1/2x3/16x3/8	Column	None	A36	Typical	1.8	2.499	1.09	.021
77	TWR_RED_HIPDIA_...	2L2 1/2x2 1/2x3/16x3/8	Column	None	A36	Typical	1.8	2.499	1.09	.021
78	TWR_INNER_SUPP...	2L3x2 1/2x1/4x3/8	Beam	None	A36	Typical	2.63	3.373	2.35	.055
79	TWR_INNER_SQ_T5	2L2 1/2x2 1/2x3/16x3/8	Beam	None	A36	Typical	1.8	2.499	1.09	.021
80	TWR_INNER_CORN...	2L2 1/2x2 1/2x3/16x3/8	Beam	None	A36	Typical	1.8	2.499	1.09	.021
81	TWR_INNER_TRI_T5	2L2 1/2x2 1/2x3/16x3/8	Beam	None	A36	Typical	1.8	2.499	1.09	.021
82	TWR_INNER_BRAC...	2L2 1/2x2 1/2x3/16x3/8	Beam	None	A36	Typical	1.8	2.499	1.09	.021

Hot Rolled Steel Section Sets (Continued)

	Label	Shape	Type	Design List	Material	Design ...	A [in2]	Iyy [in4]	Izz [in4]	J [in4]
83	TWR_INNER_LADD...	2L3x2 1/2x1/4x3/8	Beam	None	A36	Typical	2.63	3.373	2.35	.055
84	TWR_LEG_T6	W8X40	Column	None	A36	Typical	11.7	49.1	146	1.12
85	TWR_HORZ_T6	2L3x2 1/2x5/16x3/8	Beam	None	A36	Typical	3.242	4.255	2.845	.106
86	TWR_DIAG_T6	2L4x3x3/8x3/8	Column	None	A36	Typical	4.97	8.508	7.93	.233
87	TWR_RED_HORZ_T6	L3x3x3/16_HRA	Beam	None	A36	Typical	1.09	.96	.96	.014
88	TWR_RED_HORZ_2...	2L2 1/2x2 1/2x3/16x3/8	Beam	None	A36	Typical	1.8	2.499	1.09	.021
89	TWR_RED_DIAG_T6	L3x3x3/16_HRA	Column	None	A36	Typical	1.09	.96	.96	.014
90	TWR_RED_HORZ_3...	2L2 1/2x2 1/2x3/16x3/8	Beam	None	A36	Typical	1.8	2.499	1.09	.021
91	TWR_RED_DIAG_2_...	2L2 1/2x2 1/2x3/16x3/8	Column	None	A36	Typical	1.8	2.499	1.09	.021
92	TWR_RED_DIAG_3_...	2L2 1/2x2 1/2x3/16x3/8	Column	None	A36	Typical	1.8	2.499	1.09	.021
93	TWR_RED_HIP_T6	2L2 1/2x2 1/2x3/16x3/8	Column	None	A36	Typical	1.8	2.499	1.09	.021
94	TWR_RED_HIP_2_T6	2L2 1/2x2 1/2x3/16x3/8	Column	None	A36	Typical	1.8	2.499	1.09	.021
95	TWR_RED_HIPDIA_...	2L2 1/2x2 1/2x3/16x3/8	Column	None	A36	Typical	1.8	2.499	1.09	.021
96	TWR_RED_HIPDIA_...	2L2 1/2x2 1/2x3/16x3/8	Column	None	A36	Typical	1.8	2.499	1.09	.021
97	TWR_INNER_SUPP...	2L3x2 1/2x1/4x3/8	Beam	None	A36	Typical	2.63	3.373	2.35	.055
98	TWR_INNER_SQ_T6	2L2 1/2x2 1/2x3/16x3/8	Beam	None	A36	Typical	1.8	2.499	1.09	.021
99	TWR_INNER_CORN...	2L2 1/2x2 1/2x3/16x3/8	Beam	None	A36	Typical	1.8	2.499	1.09	.021
100	TWR_INNER_TRI_T6	2L2 1/2x2 1/2x3/16x3/8	Beam	None	A36	Typical	1.8	2.499	1.09	.021
101	TWR_INNER_BRAC...	2L2 1/2x2 1/2x3/16x3/8	Beam	None	A36	Typical	1.8	2.499	1.09	.021
102	TWR_INNER_LADD...	2L3x2 1/2x1/4x3/8	Beam	None	A36	Typical	2.63	3.373	2.35	.055
103	TWR_LEG_T7	W10X54	Column	None	A36	Typical	15.8	103	303	1.82
104	TWR_HORZ_T7	2L3x2 1/2x3/8x3/8	Beam	None	A36	Typical	3.84	5.153	3.31	.18
105	TWR_DIAG_T7	2L4x3x3/8x3/8	Column	None	A36	Typical	4.97	8.508	7.93	.233
106	TWR_RED_HORZ_T7	L3x3x3/16_HRA	Beam	None	A36	Typical	1.09	.96	.96	.014
107	TWR_RED_HORZ_2...	2L2 1/2x2 1/2x3/16x3/8	Beam	None	A36	Typical	1.8	2.499	1.09	.021
108	TWR_RED_DIAG_T7	L3x3x3/16_HRA	Column	None	A36	Typical	1.09	.96	.96	.014
109	TWR_RED_HORZ_3...	2L2 1/2x2 1/2x3/16x3/8	Beam	None	A36	Typical	1.8	2.499	1.09	.021
110	TWR_RED_DIAG_2_...	2L2 1/2x2 1/2x3/16x3/8	Column	None	A36	Typical	1.8	2.499	1.09	.021
111	TWR_RED_DIAG_3_...	2L2 1/2x2 1/2x3/16x3/8	Column	None	A36	Typical	1.8	2.499	1.09	.021
112	TWR_RED_HIP_T7	2L2 1/2x2 1/2x3/16x3/8	Column	None	A36	Typical	1.8	2.499	1.09	.021
113	TWR_RED_HIP_2_T7	2L2 1/2x2 1/2x3/16x3/8	Column	None	A36	Typical	1.8	2.499	1.09	.021
114	TWR_RED_HIPDIA_...	2L2 1/2x2 1/2x3/16x3/8	Column	None	A36	Typical	1.8	2.499	1.09	.021
115	TWR_RED_HIPDIA_...	2L2 1/2x2 1/2x3/16x3/8	Column	None	A36	Typical	1.8	2.499	1.09	.021
116	TWR_INNER_SUPP...	2L3x2 1/2x1/4x3/8	Beam	None	A36	Typical	2.63	3.373	2.35	.055
117	TWR_INNER_SQ_T7	2L2 1/2x2 1/2x3/16x3/8	Beam	None	A36	Typical	1.8	2.499	1.09	.021
118	TWR_INNER_CORN...	2L2 1/2x2 1/2x3/16x3/8	Beam	None	A36	Typical	1.8	2.499	1.09	.021
119	TWR_INNER_TRI_T7	2L2 1/2x2 1/2x3/16x3/8	Beam	None	A36	Typical	1.8	2.499	1.09	.021
120	TWR_INNER_BRAC...	2L2 1/2x2 1/2x3/16x3/8	Beam	None	A36	Typical	1.8	2.499	1.09	.021
121	TWR_INNER_LADD...	2L3x2 1/2x1/4x3/8	Beam	None	A36	Typical	2.63	3.373	2.35	.055
122	TWR_LEG_T8	W10X60	Column	None	A36	Typical	17.7	116	341	2.48
123	TWR_HORZ_T8	2L3x2 1/2x3/8x3/8	Beam	None	A36	Typical	3.84	5.153	3.31	.18
124	TWR_DIAG_T8	2L4x3x1/2x3/8	Column	None	A36	Typical	6.5	11.536	10.1	.542
125	TWR_RED_HORZ_T8	L3x3x3/16_HRA	Beam	None	A36	Typical	1.09	.96	.96	.014
126	TWR_RED_HORZ_2...	2L2 1/2x2 1/2x3/16x3/8	Beam	None	A36	Typical	1.8	2.499	1.09	.021
127	TWR_RED_DIAG_T8	L3x3x3/16_HRA	Column	None	A36	Typical	1.09	.96	.96	.014
128	TWR_RED_HORZ_3...	2L2 1/2x2 1/2x3/16x3/8	Beam	None	A36	Typical	1.8	2.499	1.09	.021
129	TWR_RED_DIAG_2_...	2L2 1/2x2 1/2x3/16x3/8	Column	None	A36	Typical	1.8	2.499	1.09	.021
130	TWR_RED_DIAG_3_...	2L2 1/2x2 1/2x3/16x3/8	Column	None	A36	Typical	1.8	2.499	1.09	.021
131	TWR_RED_HIP_T8	2L2 1/2x2 1/2x3/16x3/8	Column	None	A36	Typical	1.8	2.499	1.09	.021
132	TWR_RED_HIP_2_T8	2L2 1/2x2 1/2x3/16x3/8	Column	None	A36	Typical	1.8	2.499	1.09	.021
133	TWR_RED_HIPDIA_...	2L2 1/2x2 1/2x3/16x3/8	Column	None	A36	Typical	1.8	2.499	1.09	.021
134	TWR_RED_HIPDIA_...	2L2 1/2x2 1/2x3/16x3/8	Column	None	A36	Typical	1.8	2.499	1.09	.021
135	TWR_INNER_SUPP...	2L3x2 1/2x1/4x3/8	Beam	None	A36	Typical	2.63	3.373	2.35	.055
136	TWR_INNER_SQ_T8	2L2 1/2x2 1/2x3/16x3/8	Beam	None	A36	Typical	1.8	2.499	1.09	.021
137	TWR_INNER_CORN...	2L2 1/2x2 1/2x3/16x3/8	Beam	None	A36	Typical	1.8	2.499	1.09	.021
138	TWR_INNER_TRI_T8	2L2 1/2x2 1/2x3/16x3/8	Beam	None	A36	Typical	1.8	2.499	1.09	.021
139	TWR_INNER_BRAC...	2L2 1/2x2 1/2x3/16x3/8	Beam	None	A36	Typical	1.8	2.499	1.09	.021

Hot Rolled Steel Section Sets (Continued)

	Label	Shape	Type	Design List	Material	Design ...	A [in2]	Iyy [in4]	Izz [in4]	J [in4]
140	TWR_INNER_LADD...	2L3x2 1/2x1/4x3/8	Beam	None	A36	Typical	2.63	3.373	2.35	.055
141	TWR_LEG_T9	W10X68	Column	None	A36	Typical	19.9	134	394	3.56
142	TWR_HORZ_T9	2L3x2 1/2x3/8x3/8	Beam	None	A36	Typical	3.84	5.153	3.31	.18
143	TWR_DIAG_T9	2L4x3x1/2x3/8	Column	None	A36	Typical	6.5	11.536	10.1	.542
144	TWR_RED_HORZ_T9	L3x3x3/16_HRA	Beam	None	A36	Typical	1.09	.96	.96	.014
145	TWR_RED_HORZ_2...	2L2 1/2x2 1/2x3/16x3/8	Beam	None	A36	Typical	1.8	2.499	1.09	.021
146	TWR_RED_DIAG_T9	L3x3x3/16_HRA	Column	None	A36	Typical	1.09	.96	.96	.014
147	TWR_RED_HORZ_3...	2L2 1/2x2 1/2x3/16x3/8	Beam	None	A36	Typical	1.8	2.499	1.09	.021
148	TWR_RED_DIAG_2_...	2L2 1/2x2 1/2x3/16x3/8	Column	None	A36	Typical	1.8	2.499	1.09	.021
149	TWR_RED_DIAG_3_...	2L2 1/2x2 1/2x3/16x3/8	Column	None	A36	Typical	1.8	2.499	1.09	.021
150	TWR_RED_HIP_T9	2L2 1/2x2 1/2x3/16x3/8	Column	None	A36	Typical	1.8	2.499	1.09	.021
151	TWR_RED_HIP_2_T9	2L2 1/2x2 1/2x3/16x3/8	Column	None	A36	Typical	1.8	2.499	1.09	.021
152	TWR_RED_HIPDIA_...	2L2 1/2x2 1/2x3/16x3/8	Column	None	A36	Typical	1.8	2.499	1.09	.021
153	TWR_REDHIPDIA_2...	2L2 1/2x2 1/2x3/16x3/8	Column	None	A36	Typical	1.8	2.499	1.09	.021
154	TWR_INNER_SUPP...	2L3x2 1/2x1/4x3/8	Beam	None	A36	Typical	2.63	3.373	2.35	.055
155	TWR_INNER_SQ_T9	2L2 1/2x2 1/2x3/16x3/8	Beam	None	A36	Typical	1.8	2.499	1.09	.021
156	TWR_INNER_CORN...	2L2 1/2x2 1/2x3/16x3/8	Beam	None	A36	Typical	1.8	2.499	1.09	.021
157	TWR_INNER_TRI_T9	2L2 1/2x2 1/2x3/16x3/8	Beam	None	A36	Typical	1.8	2.499	1.09	.021
158	TWR_INNER_BRAC...	2L2 1/2x2 1/2x3/16x3/8	Beam	None	A36	Typical	1.8	2.499	1.09	.021
159	TWR_INNER_LADD...	2L3x2 1/2x1/4x3/8	Beam	None	A36	Typical	2.63	3.373	2.35	.055
160	TWR_LEG_T10	W12X79	Column	None	A36	Typical	23.2	216	662	3.84
161	TWR_HORZ_T10	2L4x3x1/2x3/8	Beam	None	A36	Typical	6.5	11.536	10.1	.542
162	TWR_DIAG_T10	2L4x4x1/2x3/8	Column	None	A36	Typical	7.5	25.217	11.1	.625
163	TWR_RED_HORZ_T...	L3x3x3/16_HRA	Beam	None	A36	Typical	1.09	.96	.96	.014
164	TWR_RED_HORZ_2...	2L2 1/2x2 1/2x3/16x3/8	Beam	None	A36	Typical	1.8	2.499	1.09	.021
165	TWR_RED_DIAG_T10	L3x3x3/16_HRA	Column	None	A36	Typical	1.09	.96	.96	.014
166	TWR_RED_HORZ_3...	2L2 1/2x2 1/2x1/4x3/8	Beam	None	A36	Typical	2.38	3.347	1.41	.049
167	TWR_RED_DIAG_2_...	2L2 1/2x2 1/2x1/4x3/8	Column	None	A36	Typical	2.38	3.347	1.41	.049
168	TWR_RED_HORZ_4...	2L3x3x1/4x3/8	Beam	None	A36	Typical	2.88	5.535	2.49	.06
169	TWR_RED_DIAG_3_...	2L2 1/2x2 1/2x1/4x3/8	Column	None	A36	Typical	2.38	3.347	1.41	.049
170	TWR_RED_DIAG_4_...	2L2 1/2x2 1/2x1/4x3/8	Column	None	A36	Typical	2.38	3.347	1.41	.049
171	TWR_RED_DIAG_0_...	L2.5x2.5x8	Column	None	A36	Typical	2.26	1.22	1.22	.188
172	TWR_RED_HORZ_0...	L2.5x2.5x3	Column	None	A36	Typical	.901	.535	.535	.011
173	TWR_RED_HIP_1_T...	LL4x4x8x3	Column	None	A36	Typical	7.5	25.1	11	.644
174	TWR_RED_HIP_3_T...	LL3x3x3x3	Column	None	A36	Typical	2.18	4.09	1.9	.027
175	TWR_RED_HIPDIA_...	LL3x3x3x3	Column	None	A36	Typical	2.18	4.09	1.9	.027
176	TWR_RED_HIPDIA_...	LL3x3x3x3	Column	None	A36	Typical	2.18	4.09	1.9	.027
177	TWR_INNER_GIRT_...	C4x7.2	Column	None	A36	Typical	2.13	.425	4.58	.082

General Section Sets

	Label	Shape	Type	Material	A [in2]	Iyy [in4]	Izz [in4]	J [in4]
1	TWR_INNER_SU...	2C12x20.7x0.375_GMA	Beam	A36_Gen	12.18	17.311	258	.74
2	TWR_HORZ_T2	2C10x20x0.375_GMA	Beam	A36_Gen	11.76	13.025	157.8	.74
3	TWR_INNER_SU...	2C12x20.7x0.375_GMA	Beam	A36_Gen	12.18	17.311	258	.74
4	TWR_INNER_SU...	2C4x7.25x0.375_GMA	Beam	A36_Gen	4.26	2.647	9.18	.16
5	TWR_INNER_SQ...	2C4x7.25x0.375_GMA	Beam	A36_Gen	4.26	2.647	9.18	.16
6	TWR_INNER_CO...	2C4x7.25x0.375_GMA	Beam	A36_Gen	4.26	2.647	9.18	.16
7	TWR_INNER_LA...	2C4x7.25x0.375_GMA	Beam	A36_Gen	4.26	2.647	9.18	.16
8	TWR_INNER_TRI...	2C4x7.25x0.375_GMA	Beam	A36_Gen	4.26	2.647	9.18	.16
9	TWR_INNER_BR...	2C4x7.25x0.375_GMA	Beam	A36_Gen	4.26	2.647	9.18	.16

Member Primary Data

	Label	I Joint	J Joint	K Joint	Rotate(...	Section/Shape	Type	Design List	Material	Design R...
1	M1274	N68	N843			TWR_DIAG_OUTER_T1	Column	None	A36	Typical
2	M1275	N843	N72			TWR_DIAG_OUTER_T1	Column	None	A36	Typical
3	M1276	N61	N841			TWR_DIAG_OUTER_T1	Column	None	A36	Typical
4	M1277	N841	N57			TWR_DIAG_OUTER_T1	Column	None	A36	Typical
5	M1278	N50	N840			TWR_DIAG_OUTER_T1	Column	None	A36	Typical
6	M1279	N840	N46			TWR_DIAG_OUTER_T1	Column	None	A36	Typical
7	M1280	N39	N842			TWR_DIAG_OUTER_T1	Column	None	A36	Typical
8	M1281	N842	N76			TWR_DIAG_OUTER_T1	Column	None	A36	Typical
9	M1282	N76	N844			TWR_DIAG_OUTER_T1	Column	None	A36	Typical
10	M1283	N844	N72			TWR_DIAG_OUTER_T1	Column	None	A36	Typical
11	M1284	N68	N845			TWR_DIAG_OUTER_T1	Column	None	A36	Typical
12	M1285	N845	N61			TWR_DIAG_OUTER_T1	Column	None	A36	Typical
13	M1286	N57	N846			TWR_DIAG_OUTER_T1	Column	None	A36	Typical
14	M1287	N846	N50			TWR_DIAG_OUTER_T1	Column	None	A36	Typical
15	M1288	N46	N847			TWR_DIAG_OUTER_T1	Column	None	A36	Typical
16	M1289	N847	N39			TWR_DIAG_OUTER_T1	Column	None	A36	Typical
17	M15	N13	N1			TWR_DIAG_T1	Column	None	A36	Typical
18	M18	N13	N3			TWR_DIAG_T1	Column	None	A36	Typical
19	M22	N18	N3			TWR_DIAG_T1	Column	None	A36	Typical
20	M25	N18	N5			TWR_DIAG_T1	Column	None	A36	Typical
21	M29	N22	N5			TWR_DIAG_T1	Column	None	A36	Typical
22	M32	N22	N7			TWR_DIAG_T1	Column	None	A36	Typical
23	M36	N26	N7			TWR_DIAG_T1	Column	None	A36	Typical
24	M39	N26	N1			TWR_DIAG_T1	Column	None	A36	Typical
25	M51	N29	N13			TWR_DIAG_T2	Column	None	A36	Typical
26	M59	N30	N13			TWR_DIAG_T2	Column	None	A36	Typical
27	M67	N30	N18			TWR_DIAG_T2	Column	None	A36	Typical
28	M75	N31	N18			TWR_DIAG_T2	Column	None	A36	Typical
29	M83	N31	N22			TWR_DIAG_T2	Column	None	A36	Typical
30	M91	N32	N22			TWR_DIAG_T2	Column	None	A36	Typical
31	M99	N32	N26			TWR_DIAG_T2	Column	None	A36	Typical
32	M107	N29	N26			TWR_DIAG_T2	Column	None	A36	Typical
33	M124	N77	N81			TWR_DIAG_T3	Column	None	A36	Typical
34	M132	N78	N81			TWR_DIAG_T3	Column	None	A36	Typical
35	M141	N78	N96			TWR_DIAG_T3	Column	None	A36	Typical
36	M149	N79	N96			TWR_DIAG_T3	Column	None	A36	Typical
37	M158	N79	N108			TWR_DIAG_T3	Column	None	A36	Typical
38	M166	N80	N108			TWR_DIAG_T3	Column	None	A36	Typical
39	M175	N80	N120			TWR_DIAG_T3	Column	None	A36	Typical
40	M183	N77	N120			TWR_DIAG_T3	Column	None	A36	Typical
41	M205	N129	N133			TWR_DIAG_T4	Column	None	A36	Typical
42	M213	N130	N133			TWR_DIAG_T4	Column	None	A36	Typical
43	M222	N130	N148			TWR_DIAG_T4	Column	None	A36	Typical
44	M230	N131	N148			TWR_DIAG_T4	Column	None	A36	Typical
45	M239	N131	N160			TWR_DIAG_T4	Column	None	A36	Typical
46	M247	N132	N160			TWR_DIAG_T4	Column	None	A36	Typical
47	M256	N132	N172			TWR_DIAG_T4	Column	None	A36	Typical
48	M264	N129	N172			TWR_DIAG_T4	Column	None	A36	Typical
49	M286	N181	N185			TWR_DIAG_T5	Column	None	A36	Typical
50	M294	N182	N185			TWR_DIAG_T5	Column	None	A36	Typical
51	M303	N182	N200			TWR_DIAG_T5	Column	None	A36	Typical
52	M311	N183	N200			TWR_DIAG_T5	Column	None	A36	Typical
53	M320	N183	N212			TWR_DIAG_T5	Column	None	A36	Typical
54	M328	N184	N212			TWR_DIAG_T5	Column	None	A36	Typical
55	M337	N184	N224			TWR_DIAG_T5	Column	None	A36	Typical
56	M345	N181	N224			TWR_DIAG_T5	Column	None	A36	Typical

Member Primary Data (Continued)

	Label	I Joint	J Joint	K Joint	Rotate(...	Section/Shape	Type	Design List	Material	Design R...
57	M367	N233	N237			TWR_DIAG_T6	Column	None	A36	Typical
58	M375	N234	N237			TWR_DIAG_T6	Column	None	A36	Typical
59	M384	N234	N252			TWR_DIAG_T6	Column	None	A36	Typical
60	M392	N235	N252			TWR_DIAG_T6	Column	None	A36	Typical
61	M401	N235	N264			TWR_DIAG_T6	Column	None	A36	Typical
62	M409	N236	N264			TWR_DIAG_T6	Column	None	A36	Typical
63	M418	N236	N276			TWR_DIAG_T6	Column	None	A36	Typical
64	M426	N233	N276			TWR_DIAG_T6	Column	None	A36	Typical
65	M448	N285	N289			TWR_DIAG_T7	Column	None	A36	Typical
66	M456	N286	N289			TWR_DIAG_T7	Column	None	A36	Typical
67	M465	N286	N304			TWR_DIAG_T7	Column	None	A36	Typical
68	M473	N287	N304			TWR_DIAG_T7	Column	None	A36	Typical
69	M482	N287	N316			TWR_DIAG_T7	Column	None	A36	Typical
70	M490	N288	N316			TWR_DIAG_T7	Column	None	A36	Typical
71	M499	N288	N328			TWR_DIAG_T7	Column	None	A36	Typical
72	M507	N285	N328			TWR_DIAG_T7	Column	None	A36	Typical
73	M529	N337	N341			TWR_DIAG_T8	Column	None	A36	Typical
74	M537	N338	N341			TWR_DIAG_T8	Column	None	A36	Typical
75	M546	N338	N356			TWR_DIAG_T8	Column	None	A36	Typical
76	M554	N339	N356			TWR_DIAG_T8	Column	None	A36	Typical
77	M563	N339	N368			TWR_DIAG_T8	Column	None	A36	Typical
78	M571	N340	N368			TWR_DIAG_T8	Column	None	A36	Typical
79	M580	N340	N380			TWR_DIAG_T8	Column	None	A36	Typical
80	M588	N337	N380			TWR_DIAG_T8	Column	None	A36	Typical
81	M610	N389	N393			TWR_DIAG_T9	Column	None	A36	Typical
82	M618	N390	N393			TWR_DIAG_T9	Column	None	A36	Typical
83	M627	N390	N408			TWR_DIAG_T9	Column	None	A36	Typical
84	M635	N391	N408			TWR_DIAG_T9	Column	None	A36	Typical
85	M644	N391	N420			TWR_DIAG_T9	Column	None	A36	Typical
86	M652	N392	N420			TWR_DIAG_T9	Column	None	A36	Typical
87	M661	N392	N432			TWR_DIAG_T9	Column	None	A36	Typical
88	M669	N389	N432			TWR_DIAG_T9	Column	None	A36	Typical
89	M691	N441	N445		353.974	TWR_DIAG_T10	Column	None	A36	Typical
90	M701	N442	N445		6.026	TWR_DIAG_T10	Column	None	A36	Typical
91	M712	N442	N464		353.974	TWR_DIAG_T10	Column	None	A36	Typical
92	M722	N443	N464		6.026	TWR_DIAG_T10	Column	None	A36	Typical
93	M733	N443	N479		353.974	TWR_DIAG_T10	Column	None	A36	Typical
94	M743	N444	N479		6.026	TWR_DIAG_T10	Column	None	A36	Typical
95	M754	N444	N494		353.974	TWR_DIAG_T10	Column	None	A36	Typical
96	M764	N441	N494		6.026	TWR_DIAG_T10	Column	None	A36	Typical
97	M1270	N842	N843			TWR_HORZ_OUTER_T1	Beam	None	A36	Typical
98	M1271	N843	N841			TWR_HORZ_OUTER_T1	Beam	None	A36	Typical
99	M1272	N841	N840			TWR_HORZ_OUTER_T1	Beam	None	A36	Typical
100	M1273	N840	N842			TWR_HORZ_OUTER_T1	Beam	None	A36	Typical
101	M14	N2	N4			TWR_HORZ_T2	Beam	None	A36_Gen	Typical
102	M21	N4	N6			TWR_HORZ_T2	Beam	None	A36_Gen	Typical
103	M28	N6	N8			TWR_HORZ_T2	Beam	None	A36_Gen	Typical
104	M35	N8	N2			TWR_HORZ_T2	Beam	None	A36_Gen	Typical
105	M123	N29	N30			TWR_HORZ_T3	Beam	None	A36	Typical
106	M140	N30	N31			TWR_HORZ_T3	Beam	None	A36	Typical
107	M157	N31	N32			TWR_HORZ_T3	Beam	None	A36	Typical
108	M174	N32	N29			TWR_HORZ_T3	Beam	None	A36	Typical
109	M204	N77	N78			TWR_HORZ_T4	Beam	None	A36	Typical
110	M221	N78	N79			TWR_HORZ_T4	Beam	None	A36	Typical
111	M238	N79	N80			TWR_HORZ_T4	Beam	None	A36	Typical
112	M255	N80	N77			TWR_HORZ_T4	Beam	None	A36	Typical
113	M285	N129	N130			TWR_HORZ_T5	Beam	None	A36	Typical

Member Primary Data (Continued)

	Label	I Joint	J Joint	K Joint	Rotate(...	Section/Shape	Type	Design List	Material	Design R...
114	M302	N130	N131			TWR_HORZ_T5	Beam	None	A36	Typical
115	M319	N131	N132			TWR_HORZ_T5	Beam	None	A36	Typical
116	M336	N132	N129			TWR_HORZ_T5	Beam	None	A36	Typical
117	M366	N181	N182			TWR_HORZ_T6	Beam	None	A36	Typical
118	M383	N182	N183			TWR_HORZ_T6	Beam	None	A36	Typical
119	M400	N183	N184			TWR_HORZ_T6	Beam	None	A36	Typical
120	M417	N184	N181			TWR_HORZ_T6	Beam	None	A36	Typical
121	M447	N233	N234			TWR_HORZ_T7	Beam	None	A36	Typical
122	M464	N234	N235			TWR_HORZ_T7	Beam	None	A36	Typical
123	M481	N235	N236			TWR_HORZ_T7	Beam	None	A36	Typical
124	M498	N236	N233			TWR_HORZ_T7	Beam	None	A36	Typical
125	M528	N285	N286			TWR_HORZ_T8	Beam	None	A36	Typical
126	M545	N286	N287			TWR_HORZ_T8	Beam	None	A36	Typical
127	M562	N287	N288			TWR_HORZ_T8	Beam	None	A36	Typical
128	M579	N288	N285			TWR_HORZ_T8	Beam	None	A36	Typical
129	M609	N337	N338			TWR_HORZ_T9	Beam	None	A36	Typical
130	M626	N338	N339			TWR_HORZ_T9	Beam	None	A36	Typical
131	M643	N339	N340			TWR_HORZ_T9	Beam	None	A36	Typical
132	M660	N340	N337			TWR_HORZ_T9	Beam	None	A36	Typical
133	M690	N389	N390		357.328	TWR_HORZ_T10	Beam	None	A36	Typical
134	M711	N390	N391		357.328	TWR_HORZ_T10	Beam	None	A36	Typical
135	M732	N391	N392		357.328	TWR_HORZ_T10	Beam	None	A36	Typical
136	M753	N392	N389		357.328	TWR_HORZ_T10	Beam	None	A36	Typical
137	M1221	N88	N798			TWR_INNER_BRACE_T3	Beam	None	A36	Typical
138	M1222	N798	N128			TWR_INNER_BRACE_T3	Beam	None	A36	Typical
139	M1223	N124	N801			TWR_INNER_BRACE_T3	Beam	None	A36	Typical
140	M1224	N801	N119			TWR_INNER_BRACE_T3	Beam	None	A36	Typical
141	M1225	N112	N800			TWR_INNER_BRACE_T3	Beam	None	A36	Typical
142	M1226	N800	N107			TWR_INNER_BRACE_T3	Beam	None	A36	Typical
143	M1169	N140	N760			TWR_INNER_BRACE_T4	Beam	None	A36	Typical
144	M1170	N760	N180			TWR_INNER_BRACE_T4	Beam	None	A36	Typical
145	M1171	N176	N761			TWR_INNER_BRACE_T4	Beam	None	A36	Typical
146	M1172	N761	N171			TWR_INNER_BRACE_T4	Beam	None	A36	Typical
147	M1173	N159	N762			TWR_INNER_BRACE_T4	Beam	None	A36	Typical
148	M1174	N762	N164			TWR_INNER_BRACE_T4	Beam	None	A36	Typical
149	M1117	N192	N722			TWR_INNER_BRACE_T5	Beam	None	A36	Typical
150	M1118	N722	N232			TWR_INNER_BRACE_T5	Beam	None	A36	Typical
151	M1119	N228	N724			TWR_INNER_BRACE_T5	Beam	None	A36	Typical
152	M1120	N724	N223			TWR_INNER_BRACE_T5	Beam	None	A36	Typical
153	M1121	N216	N725			TWR_INNER_BRACE_T5	Beam	None	A36	Typical
154	M1122	N725	N211			TWR_INNER_BRACE_T5	Beam	None	A36	Typical
155	M1065	N244	N687			TWR_INNER_BRACE_T6	Beam	None	A36	Typical
156	M1066	N687	N284			TWR_INNER_BRACE_T6	Beam	None	A36	Typical
157	M1067	N280	N686			TWR_INNER_BRACE_T6	Beam	None	A36	Typical
158	M1068	N686	N275			TWR_INNER_BRACE_T6	Beam	None	A36	Typical
159	M1069	N268	N685			TWR_INNER_BRACE_T6	Beam	None	A36	Typical
160	M1070	N685	N263			TWR_INNER_BRACE_T6	Beam	None	A36	Typical
161	M1013	N296	N646			TWR_INNER_BRACE_T7	Beam	None	A36	Typical
162	M1014	N646	N336			TWR_INNER_BRACE_T7	Beam	None	A36	Typical
163	M1015	N332	N649			TWR_INNER_BRACE_T7	Beam	None	A36	Typical
164	M1016	N649	N327			TWR_INNER_BRACE_T7	Beam	None	A36	Typical
165	M1017	N320	N648			TWR_INNER_BRACE_T7	Beam	None	A36	Typical
166	M1018	N648	N315			TWR_INNER_BRACE_T7	Beam	None	A36	Typical
167	M961	N348	N608			TWR_INNER_BRACE_T8	Beam	None	A36	Typical
168	M962	N608	N388			TWR_INNER_BRACE_T8	Beam	None	A36	Typical
169	M963	N384	N611			TWR_INNER_BRACE_T8	Beam	None	A36	Typical
170	M964	N611	N379			TWR_INNER_BRACE_T8	Beam	None	A36	Typical

Member Primary Data (Continued)

	Label	I Joint	J Joint	K Joint	Rotate(...	Section/Shape	Type	Design List	Material	Design R...
171	M965	N372	N610			TWR_INNER_BRACE_T8	Beam	None	A36	Typical
172	M966	N610	N367			TWR_INNER_BRACE_T8	Beam	None	A36	Typical
173	M909	N400	N570			TWR_INNER_BRACE_T9	Beam	None	A36	Typical
174	M910	N570	N440			TWR_INNER_BRACE_T9	Beam	None	A36	Typical
175	M911	N436	N571			TWR_INNER_BRACE_T9	Beam	None	A36	Typical
176	M912	N571	N431			TWR_INNER_BRACE_T9	Beam	None	A36	Typical
177	M913	N424	N572			TWR_INNER_BRACE_T9	Beam	None	A36	Typical
178	M914	N572	N419			TWR_INNER_BRACE_T9	Beam	None	A36	Typical
179	M853	N454	N522			TWR_INNER_BRACE_T10	Beam	None	A36_Gen	DR1
180	M854	N522	N504			TWR_INNER_BRACE_T10	Beam	None	A36_Gen	DR1
181	M855	N499	N523			TWR_INNER_BRACE_T10	Beam	None	A36_Gen	DR1
182	M856	N523	N493			TWR_INNER_BRACE_T10	Beam	None	A36_Gen	DR1
183	M857	N484	N524			TWR_INNER_BRACE_T10	Beam	None	A36_Gen	DR1
184	M858	N524	N478			TWR_INNER_BRACE_T10	Beam	None	A36_Gen	DR1
185	M1258	N2	N836			TWR_INNER_CORNER_T2	Beam	None	A36	Typical
186	M1259	N839	N8			TWR_INNER_CORNER_T2	Beam	None	A36	Typical
187	M1260	N838	N6			TWR_INNER_CORNER_T2	Beam	None	A36	Typical
188	M1261	N4	N837			TWR_INNER_CORNER_T2	Beam	None	A36	Typical
189	M1206	N29	N798			TWR_INNER_CORNER_T3	Beam	None	A36	Typical
190	M1207	N801	N32			TWR_INNER_CORNER_T3	Beam	None	A36	Typical
191	M1208	N800	N31			TWR_INNER_CORNER_T3	Beam	None	A36	Typical
192	M1154	N760	N77			TWR_INNER_CORNER_T4	Beam	None	A36	Typical
193	M1155	N761	N80			TWR_INNER_CORNER_T4	Beam	None	A36	Typical
194	M1156	N762	N79			TWR_INNER_CORNER_T4	Beam	None	A36	Typical
195	M1102	N129	N722			TWR_INNER_CORNER_T5	Beam	None	A36	Typical
196	M1103	N724	N132			TWR_INNER_CORNER_T5	Beam	None	A36	Typical
197	M1104	N725	N131			TWR_INNER_CORNER_T5	Beam	None	A36	Typical
198	M1050	N181	N687			TWR_INNER_CORNER_T6	Beam	None	A36	Typical
199	M1051	N686	N184			TWR_INNER_CORNER_T6	Beam	None	A36	Typical
200	M1052	N685	N183			TWR_INNER_CORNER_T6	Beam	None	A36	Typical
201	M998	N646	N233			TWR_INNER_CORNER_T7	Beam	None	A36	Typical
202	M999	N649	N236			TWR_INNER_CORNER_T7	Beam	None	A36	Typical
203	M1000	N648	N235			TWR_INNER_CORNER_T7	Beam	None	A36	Typical
204	M946	N285	N608			TWR_INNER_CORNER_T8	Beam	None	A36	Typical
205	M947	N611	N288			TWR_INNER_CORNER_T8	Beam	None	A36	Typical
206	M948	N610	N287			TWR_INNER_CORNER_T8	Beam	None	A36	Typical
207	M894	N572	N339			TWR_INNER_CORNER_T9	Beam	None	A36	Typical
208	M895	N571	N340			TWR_INNER_CORNER_T9	Beam	None	A36	Typical
209	M896	N570	N337			TWR_INNER_CORNER_T9	Beam	None	A36	Typical
210	M827	N522	N389			TWR_INNER_CORNER_T10	Beam	None	A36_Gen	DR1
211	M828	N523	N392			TWR_INNER_CORNER_T10	Beam	None	A36_Gen	DR1
212	M829	N524	N391			TWR_INNER_CORNER_T10	Beam	None	A36_Gen	DR1
213	M845	N528	N549			TWR_INNER_GIRT_T10	Column	None	A36	Typical
214	M846	N539	N548			TWR_INNER_GIRT_T10	Column	None	A36	Typical
215	M847	N530	N546			TWR_INNER_GIRT_T10	Column	None	A36	Typical
216	M848	N540	N545			TWR_INNER_GIRT_T10	Column	None	A36	Typical
217	M849	N532	N544			TWR_INNER_GIRT_T10	Column	None	A36	Typical
218	M850	N541	N547			TWR_INNER_GIRT_T10	Column	None	A36	Typical
219	M851	N534	N542			TWR_INNER_GIRT_T10	Column	None	A36	Typical
220	M852	N543	N527			TWR_INNER_GIRT_T10	Column	None	A36	Typical
221	M859	N544	N541			TWR_INNER_GIRT_T10	Column	None	A36	Typical
222	M860	N545	N531			TWR_INNER_GIRT_T10	Column	None	A36	Typical
223	M861	N546	N540			TWR_INNER_GIRT_T10	Column	None	A36	Typical
224	M862	N547	N533			TWR_INNER_GIRT_T10	Column	None	A36	Typical
225	M863	N548	N529			TWR_INNER_GIRT_T10	Column	None	A36	Typical
226	M864	N549	N539			TWR_INNER_GIRT_T10	Column	None	A36	Typical
227	M865	N542	N543			TWR_INNER_GIRT_T10	Column	None	A36	Typical

Member Primary Data (Continued)

	Label	I Joint	J Joint	K Joint	Rotate(...	Section/Shape	Type	Design List	Material	Design R...
228	M1227	N814	N815			TWR_INNER_LADDER_T3	Beam	None	A36	Typical
229	M1228	N815	N799			TWR_INNER_LADDER_T3	Beam	None	A36	Typical
230	M1229	N799	N814			TWR_INNER_LADDER_T3	Beam	None	A36	Typical
231	M1175	N776	N763			TWR_INNER_LADDER_T4	Beam	None	A36	Typical
232	M1176	N763	N777			TWR_INNER_LADDER_T4	Beam	None	A36	Typical
233	M1177	N777	N776			TWR_INNER_LADDER_T4	Beam	None	A36	Typical
234	M1123	N738	N739			TWR_INNER_LADDER_T5	Beam	None	A36	Typical
235	M1124	N739	N723			TWR_INNER_LADDER_T5	Beam	None	A36	Typical
236	M1125	N723	N738			TWR_INNER_LADDER_T5	Beam	None	A36	Typical
237	M1071	N700	N684			TWR_INNER_LADDER_T6	Beam	None	A36	Typical
238	M1072	N684	N701			TWR_INNER_LADDER_T6	Beam	None	A36	Typical
239	M1073	N701	N700			TWR_INNER_LADDER_T6	Beam	None	A36	Typical
240	M1019	N662	N663			TWR_INNER_LADDER_T7	Beam	None	A36	Typical
241	M1020	N663	N647			TWR_INNER_LADDER_T7	Beam	None	A36	Typical
242	M1021	N647	N662			TWR_INNER_LADDER_T7	Beam	None	A36	Typical
243	M967	N624	N625			TWR_INNER_LADDER_T8	Beam	None	A36	Typical
244	M968	N625	N609			TWR_INNER_LADDER_T8	Beam	None	A36	Typical
245	M969	N609	N624			TWR_INNER_LADDER_T8	Beam	None	A36	Typical
246	M915	N586	N587			TWR_INNER_LADDER_T9	Beam	None	A36	Typical
247	M916	N587	N573			TWR_INNER_LADDER_T9	Beam	None	A36	Typical
248	M917	N573	N586			TWR_INNER_LADDER_T9	Beam	None	A36	Typical
249	M830	N525	N521			TWR_INNER_LADDER_T10	Beam	None	A36_Gen	DR1
250	M831	N521	N526			TWR_INNER_LADDER_T10	Beam	None	A36_Gen	DR1
251	M832	N526	N525			TWR_INNER_LADDER_T10	Beam	None	A36_Gen	DR1
252	M1254	N837	N836			TWR_INNER_SQ_T2	Beam	None	A36	Typical
253	M1255	N836	N839			TWR_INNER_SQ_T2	Beam	None	A36	Typical
254	M1256	N839	N838			TWR_INNER_SQ_T2	Beam	None	A36	Typical
255	M1257	N838	N837			TWR_INNER_SQ_T2	Beam	None	A36	Typical
256	M1202	N798	N799			TWR_INNER_SQ_T3	Beam	None	A36	Typical
257	M1203	N799	N800			TWR_INNER_SQ_T3	Beam	None	A36	Typical
258	M1204	N800	N801			TWR_INNER_SQ_T3	Beam	None	A36	Typical
259	M1205	N801	N798			TWR_INNER_SQ_T3	Beam	None	A36	Typical
260	M1150	N760	N761			TWR_INNER_SQ_T4	Beam	None	A36	Typical
261	M1151	N761	N762			TWR_INNER_SQ_T4	Beam	None	A36	Typical
262	M1152	N762	N763			TWR_INNER_SQ_T4	Beam	None	A36	Typical
263	M1153	N763	N760			TWR_INNER_SQ_T4	Beam	None	A36	Typical
264	M1098	N723	N722			TWR_INNER_SQ_T5	Beam	None	A36	Typical
265	M1099	N722	N724			TWR_INNER_SQ_T5	Beam	None	A36	Typical
266	M1100	N724	N725			TWR_INNER_SQ_T5	Beam	None	A36	Typical
267	M1101	N725	N723			TWR_INNER_SQ_T5	Beam	None	A36	Typical
268	M1046	N687	N686			TWR_INNER_SQ_T6	Beam	None	A36	Typical
269	M1047	N686	N685			TWR_INNER_SQ_T6	Beam	None	A36	Typical
270	M1048	N685	N684			TWR_INNER_SQ_T6	Beam	None	A36	Typical
271	M1049	N684	N687			TWR_INNER_SQ_T6	Beam	None	A36	Typical
272	M994	N647	N646			TWR_INNER_SQ_T7	Beam	None	A36	Typical
273	M995	N646	N649			TWR_INNER_SQ_T7	Beam	None	A36	Typical
274	M996	N649	N648			TWR_INNER_SQ_T7	Beam	None	A36	Typical
275	M997	N648	N647			TWR_INNER_SQ_T7	Beam	None	A36	Typical
276	M942	N608	N611			TWR_INNER_SQ_T8	Beam	None	A36	Typical
277	M943	N611	N610			TWR_INNER_SQ_T8	Beam	None	A36	Typical
278	M944	N610	N609			TWR_INNER_SQ_T8	Beam	None	A36	Typical
279	M945	N609	N608			TWR_INNER_SQ_T8	Beam	None	A36	Typical
280	M890	N573	N572			TWR_INNER_SQ_T9	Beam	None	A36	Typical
281	M891	N572	N571			TWR_INNER_SQ_T9	Beam	None	A36	Typical
282	M892	N571	N570			TWR_INNER_SQ_T9	Beam	None	A36	Typical
283	M893	N570	N573			TWR_INNER_SQ_T9	Beam	None	A36	Typical
284	M823	N522	N523			TWR_INNER_SQ_T10	Beam	None	A36_Gen	DR1

Member Primary Data (Continued)

	Label	I Joint	J Joint	K Joint	Rotate(...	Section/Shape	Type	Design List	Material	Design R...
285	M824	N523	N524			TWR_INNER_SQ_T10	Beam	None	A36_Gen	DR1
286	M825	N524	N521			TWR_INNER_SQ_T10	Beam	None	A36_Gen	DR1
287	M826	N521	N522			TWR_INNER_SQ_T10	Beam	None	A36_Gen	DR1
288	M9	N843	N840			TWR_INNER_SUPP_T1	Beam	None	A36_Gen	Typical
289	M10	N10	N11			TWR_INNER_SUPP_T1	Beam	None	A36_Gen	Typical
290	M11	N841	N842			TWR_INNER_SUPP_T1	Beam	None	A36_Gen	Typical
291	M12	N12	N9			TWR_INNER_SUPP_T1	Beam	None	A36_Gen	Typical
292	M13	N9	N11			TWR_INNER_SUPP_T1	Beam	None	A36_Gen	Typical
293	M42	N13	N18			TWR_INNER_SUPP_T2	Beam	None	A36	Typical
294	M43	N18	N22			TWR_INNER_SUPP_T2	Beam	None	A36	Typical
295	M44	N22	N26			TWR_INNER_SUPP_T2	Beam	None	A36	Typical
296	M45	N26	N13			TWR_INNER_SUPP_T2	Beam	None	A36	Typical
297	M46	N13	N22			TWR_INNER_SUPP_T2	Beam	None	A36	Typical
298	M115	N46	N50			TWR_INNER_SUPP_T2	Beam	None	A36	Typical
299	M116	N57	N61			TWR_INNER_SUPP_T2	Beam	None	A36	Typical
300	M117	N68	N72			TWR_INNER_SUPP_T2	Beam	None	A36	Typical
301	M118	N76	N39			TWR_INNER_SUPP_T2	Beam	None	A36	Typical
302	M191	N81	N96			TWR_INNER_SUPP_T3	Beam	None	A36	Typical
303	M192	N96	N108			TWR_INNER_SUPP_T3	Beam	None	A36	Typical
304	M193	N108	N120			TWR_INNER_SUPP_T3	Beam	None	A36	Typical
305	M194	N120	N81			TWR_INNER_SUPP_T3	Beam	None	A36	Typical
306	M195	N81	N108			TWR_INNER_SUPP_T3	Beam	None	A36	Typical
307	M196	N95	N100			TWR_INNER_SUPP_T3	Beam	None	A36	Typical
308	M197	N107	N112			TWR_INNER_SUPP_T3	Beam	None	A36	Typical
309	M198	N119	N124			TWR_INNER_SUPP_T3	Beam	None	A36	Typical
310	M199	N128	N88			TWR_INNER_SUPP_T3	Beam	None	A36	Typical
311	M272	N133	N148			TWR_INNER_SUPP_T4	Beam	None	A36	Typical
312	M273	N148	N160			TWR_INNER_SUPP_T4	Beam	None	A36	Typical
313	M274	N160	N172			TWR_INNER_SUPP_T4	Beam	None	A36	Typical
314	M275	N172	N133			TWR_INNER_SUPP_T4	Beam	None	A36	Typical
315	M276	N133	N160			TWR_INNER_SUPP_T4	Beam	None	A36	Typical
316	M277	N147	N152			TWR_INNER_SUPP_T4	Beam	None	A36	Typical
317	M278	N159	N164			TWR_INNER_SUPP_T4	Beam	None	A36	Typical
318	M279	N171	N176			TWR_INNER_SUPP_T4	Beam	None	A36	Typical
319	M280	N180	N140			TWR_INNER_SUPP_T4	Beam	None	A36	Typical
320	M353	N185	N200			TWR_INNER_SUPP_T5	Beam	None	A36	Typical
321	M354	N200	N212			TWR_INNER_SUPP_T5	Beam	None	A36	Typical
322	M355	N212	N224			TWR_INNER_SUPP_T5	Beam	None	A36	Typical
323	M356	N224	N185			TWR_INNER_SUPP_T5	Beam	None	A36	Typical
324	M357	N185	N212			TWR_INNER_SUPP_T5	Beam	None	A36	Typical
325	M358	N199	N204			TWR_INNER_SUPP_T5	Beam	None	A36	Typical
326	M359	N211	N216			TWR_INNER_SUPP_T5	Beam	None	A36	Typical
327	M360	N223	N228			TWR_INNER_SUPP_T5	Beam	None	A36	Typical
328	M361	N232	N192			TWR_INNER_SUPP_T5	Beam	None	A36	Typical
329	M434	N237	N252			TWR_INNER_SUPP_T6	Beam	None	A36	Typical
330	M435	N252	N264			TWR_INNER_SUPP_T6	Beam	None	A36	Typical
331	M436	N264	N276			TWR_INNER_SUPP_T6	Beam	None	A36	Typical
332	M437	N276	N237			TWR_INNER_SUPP_T6	Beam	None	A36	Typical
333	M438	N237	N264			TWR_INNER_SUPP_T6	Beam	None	A36	Typical
334	M439	N251	N256			TWR_INNER_SUPP_T6	Beam	None	A36	Typical
335	M440	N263	N268			TWR_INNER_SUPP_T6	Beam	None	A36	Typical
336	M441	N275	N280			TWR_INNER_SUPP_T6	Beam	None	A36	Typical
337	M442	N284	N244			TWR_INNER_SUPP_T6	Beam	None	A36	Typical
338	M515	N289	N304			TWR_INNER_SUPP_T7	Beam	None	A36	Typical
339	M516	N304	N316			TWR_INNER_SUPP_T7	Beam	None	A36	Typical
340	M517	N316	N328			TWR_INNER_SUPP_T7	Beam	None	A36	Typical
341	M518	N328	N289			TWR_INNER_SUPP_T7	Beam	None	A36	Typical

Member Primary Data (Continued)

	Label	I Joint	J Joint	K Joint	Rotate(...	Section/Shape	Type	Design List	Material	Design R...
342	M519	N289	N316			TWR_INNER_SUPP_T7	Beam	None	A36	Typical
343	M520	N303	N308			TWR_INNER_SUPP_T7	Beam	None	A36	Typical
344	M521	N315	N320			TWR_INNER_SUPP_T7	Beam	None	A36	Typical
345	M522	N327	N332			TWR_INNER_SUPP_T7	Beam	None	A36	Typical
346	M523	N336	N296			TWR_INNER_SUPP_T7	Beam	None	A36	Typical
347	M596	N341	N356			TWR_INNER_SUPP_T8	Beam	None	A36	Typical
348	M597	N356	N368			TWR_INNER_SUPP_T8	Beam	None	A36	Typical
349	M598	N368	N380			TWR_INNER_SUPP_T8	Beam	None	A36	Typical
350	M599	N380	N341			TWR_INNER_SUPP_T8	Beam	None	A36	Typical
351	M600	N341	N368			TWR_INNER_SUPP_T8	Beam	None	A36	Typical
352	M601	N355	N360			TWR_INNER_SUPP_T8	Beam	None	A36	Typical
353	M602	N367	N372			TWR_INNER_SUPP_T8	Beam	None	A36	Typical
354	M603	N379	N384			TWR_INNER_SUPP_T8	Beam	None	A36	Typical
355	M604	N388	N348			TWR_INNER_SUPP_T8	Beam	None	A36	Typical
356	M677	N393	N408			TWR_INNER_SUPP_T9	Beam	None	A36	Typical
357	M678	N408	N420			TWR_INNER_SUPP_T9	Beam	None	A36	Typical
358	M679	N420	N432			TWR_INNER_SUPP_T9	Beam	None	A36	Typical
359	M680	N432	N393			TWR_INNER_SUPP_T9	Beam	None	A36	Typical
360	M681	N393	N420			TWR_INNER_SUPP_T9	Beam	None	A36	Typical
361	M682	N407	N412			TWR_INNER_SUPP_T9	Beam	None	A36	Typical
362	M683	N419	N424			TWR_INNER_SUPP_T9	Beam	None	A36	Typical
363	M684	N431	N436			TWR_INNER_SUPP_T9	Beam	None	A36	Typical
364	M685	N440	N400			TWR_INNER_SUPP_T9	Beam	None	A36	Typical
365	M774	N445	N464			TWR_INNER_SUPP_T10	Beam	None	A36_Gen	Typical
366	M775	N464	N479			TWR_INNER_SUPP_T10	Beam	None	A36_Gen	Typical
367	M776	N479	N494			TWR_INNER_SUPP_T10	Beam	None	A36_Gen	Typical
368	M777	N494	N445			TWR_INNER_SUPP_T10	Beam	None	A36_Gen	Typical
369	M778	N445	N479			TWR_INNER_SUPP_T10	Beam	None	A36_Gen	Typical
370	M779	N463	N469			TWR_INNER_SUPP_T10	Beam	None	A36_Gen	Typical
371	M780	N478	N484			TWR_INNER_SUPP_T10	Beam	None	A36_Gen	Typical
372	M781	N493	N499			TWR_INNER_SUPP_T10	Beam	None	A36_Gen	Typical
373	M782	N504	N454			TWR_INNER_SUPP_T10	Beam	None	A36_Gen	Typical
374	M1209	N802	N803			TWR_INNER_TRI_T3	Beam	None	A36	Typical
375	M1210	N804	N805			TWR_INNER_TRI_T3	Beam	None	A36	Typical
376	M1211	N806	N807			TWR_INNER_TRI_T3	Beam	None	A36	Typical
377	M1212	N808	N809			TWR_INNER_TRI_T3	Beam	None	A36	Typical
378	M1213	N809	N810			TWR_INNER_TRI_T3	Beam	None	A36	Typical
379	M1214	N810	N808			TWR_INNER_TRI_T3	Beam	None	A36	Typical
380	M1215	N802	N811			TWR_INNER_TRI_T3	Beam	None	A36	Typical
381	M1216	N811	N803			TWR_INNER_TRI_T3	Beam	None	A36	Typical
382	M1217	N804	N812			TWR_INNER_TRI_T3	Beam	None	A36	Typical
383	M1218	N812	N805			TWR_INNER_TRI_T3	Beam	None	A36	Typical
384	M1219	N806	N813			TWR_INNER_TRI_T3	Beam	None	A36	Typical
385	M1220	N813	N807			TWR_INNER_TRI_T3	Beam	None	A36	Typical
386	M1157	N764	N765			TWR_INNER_TRI_T4	Beam	None	A36	Typical
387	M1158	N766	N767			TWR_INNER_TRI_T4	Beam	None	A36	Typical
388	M1159	N768	N769			TWR_INNER_TRI_T4	Beam	None	A36	Typical
389	M1160	N770	N771			TWR_INNER_TRI_T4	Beam	None	A36	Typical
390	M1161	N771	N772			TWR_INNER_TRI_T4	Beam	None	A36	Typical
391	M1162	N772	N770			TWR_INNER_TRI_T4	Beam	None	A36	Typical
392	M1163	N764	N773			TWR_INNER_TRI_T4	Beam	None	A36	Typical
393	M1164	N773	N765			TWR_INNER_TRI_T4	Beam	None	A36	Typical
394	M1165	N766	N774			TWR_INNER_TRI_T4	Beam	None	A36	Typical
395	M1166	N774	N767			TWR_INNER_TRI_T4	Beam	None	A36	Typical
396	M1167	N768	N775			TWR_INNER_TRI_T4	Beam	None	A36	Typical
397	M1168	N775	N769			TWR_INNER_TRI_T4	Beam	None	A36	Typical
398	M1105	N726	N727			TWR_INNER_TRI_T5	Beam	None	A36	Typical

Member Primary Data (Continued)

	Label	I Joint	J Joint	K Joint	Rotate(...	Section/Shape	Type	Design List	Material	Design R...
399	M1106	N728	N729			TWR_INNER_TRI_T5	Beam	None	A36	Typical
400	M1107	N730	N731			TWR_INNER_TRI_T5	Beam	None	A36	Typical
401	M1108	N732	N733			TWR_INNER_TRI_T5	Beam	None	A36	Typical
402	M1109	N733	N734			TWR_INNER_TRI_T5	Beam	None	A36	Typical
403	M1110	N734	N732			TWR_INNER_TRI_T5	Beam	None	A36	Typical
404	M1111	N731	N735			TWR_INNER_TRI_T5	Beam	None	A36	Typical
405	M1112	N735	N730			TWR_INNER_TRI_T5	Beam	None	A36	Typical
406	M1113	N729	N736			TWR_INNER_TRI_T5	Beam	None	A36	Typical
407	M1114	N736	N728			TWR_INNER_TRI_T5	Beam	None	A36	Typical
408	M1115	N727	N737			TWR_INNER_TRI_T5	Beam	None	A36	Typical
409	M1116	N737	N726			TWR_INNER_TRI_T5	Beam	None	A36	Typical
410	M1053	N688	N689			TWR_INNER_TRI_T6	Beam	None	A36	Typical
411	M1054	N690	N691			TWR_INNER_TRI_T6	Beam	None	A36	Typical
412	M1055	N692	N693			TWR_INNER_TRI_T6	Beam	None	A36	Typical
413	M1056	N694	N695			TWR_INNER_TRI_T6	Beam	None	A36	Typical
414	M1057	N695	N696			TWR_INNER_TRI_T6	Beam	None	A36	Typical
415	M1058	N696	N694			TWR_INNER_TRI_T6	Beam	None	A36	Typical
416	M1059	N688	N697			TWR_INNER_TRI_T6	Beam	None	A36	Typical
417	M1060	N697	N689			TWR_INNER_TRI_T6	Beam	None	A36	Typical
418	M1061	N690	N698			TWR_INNER_TRI_T6	Beam	None	A36	Typical
419	M1062	N698	N691			TWR_INNER_TRI_T6	Beam	None	A36	Typical
420	M1063	N692	N699			TWR_INNER_TRI_T6	Beam	None	A36	Typical
421	M1064	N699	N693			TWR_INNER_TRI_T6	Beam	None	A36	Typical
422	M1001	N650	N651			TWR_INNER_TRI_T7	Beam	None	A36	Typical
423	M1002	N652	N653			TWR_INNER_TRI_T7	Beam	None	A36	Typical
424	M1003	N654	N655			TWR_INNER_TRI_T7	Beam	None	A36	Typical
425	M1004	N656	N657			TWR_INNER_TRI_T7	Beam	None	A36	Typical
426	M1005	N657	N658			TWR_INNER_TRI_T7	Beam	None	A36	Typical
427	M1006	N658	N656			TWR_INNER_TRI_T7	Beam	None	A36	Typical
428	M1007	N650	N659			TWR_INNER_TRI_T7	Beam	None	A36	Typical
429	M1008	N659	N651			TWR_INNER_TRI_T7	Beam	None	A36	Typical
430	M1009	N652	N660			TWR_INNER_TRI_T7	Beam	None	A36	Typical
431	M1010	N660	N653			TWR_INNER_TRI_T7	Beam	None	A36	Typical
432	M1011	N654	N661			TWR_INNER_TRI_T7	Beam	None	A36	Typical
433	M1012	N661	N655			TWR_INNER_TRI_T7	Beam	None	A36	Typical
434	M949	N612	N613			TWR_INNER_TRI_T8	Beam	None	A36	Typical
435	M950	N614	N615			TWR_INNER_TRI_T8	Beam	None	A36	Typical
436	M951	N616	N617			TWR_INNER_TRI_T8	Beam	None	A36	Typical
437	M952	N618	N619			TWR_INNER_TRI_T8	Beam	None	A36	Typical
438	M953	N619	N620			TWR_INNER_TRI_T8	Beam	None	A36	Typical
439	M954	N620	N618			TWR_INNER_TRI_T8	Beam	None	A36	Typical
440	M955	N612	N621			TWR_INNER_TRI_T8	Beam	None	A36	Typical
441	M956	N621	N613			TWR_INNER_TRI_T8	Beam	None	A36	Typical
442	M957	N614	N622			TWR_INNER_TRI_T8	Beam	None	A36	Typical
443	M958	N622	N615			TWR_INNER_TRI_T8	Beam	None	A36	Typical
444	M959	N616	N623			TWR_INNER_TRI_T8	Beam	None	A36	Typical
445	M960	N623	N617			TWR_INNER_TRI_T8	Beam	None	A36	Typical
446	M897	N574	N575			TWR_INNER_TRI_T9	Beam	None	A36	Typical
447	M898	N576	N577			TWR_INNER_TRI_T9	Beam	None	A36	Typical
448	M899	N578	N579			TWR_INNER_TRI_T9	Beam	None	A36	Typical
449	M900	N580	N581			TWR_INNER_TRI_T9	Beam	None	A36	Typical
450	M901	N581	N582			TWR_INNER_TRI_T9	Beam	None	A36	Typical
451	M902	N582	N580			TWR_INNER_TRI_T9	Beam	None	A36	Typical
452	M903	N579	N583			TWR_INNER_TRI_T9	Beam	None	A36	Typical
453	M904	N583	N578			TWR_INNER_TRI_T9	Beam	None	A36	Typical
454	M905	N577	N584			TWR_INNER_TRI_T9	Beam	None	A36	Typical
455	M906	N584	N576			TWR_INNER_TRI_T9	Beam	None	A36	Typical

Member Primary Data (Continued)

	Label	I Joint	J Joint	K Joint	Rotate(...	Section/Shape	Type	Design List	Material	Design R...
456	M907	N575	N585			TWR_INNER_TRI_T9	Beam	None	A36	Typical
457	M908	N585	N574			TWR_INNER_TRI_T9	Beam	None	A36	Typical
458	M833	N527	N528			TWR_INNER_TRI_T10	Beam	None	A36_Gen	DR1
459	M834	N529	N530			TWR_INNER_TRI_T10	Beam	None	A36_Gen	DR1
460	M835	N531	N532			TWR_INNER_TRI_T10	Beam	None	A36_Gen	DR1
461	M836	N533	N534			TWR_INNER_TRI_T10	Beam	None	A36_Gen	DR1
462	M837	N534	N535			TWR_INNER_TRI_T10	Beam	None	A36_Gen	DR1
463	M838	N535	N533			TWR_INNER_TRI_T10	Beam	None	A36_Gen	DR1
464	M839	N527	N536			TWR_INNER_TRI_T10	Beam	None	A36_Gen	DR1
465	M840	N536	N528			TWR_INNER_TRI_T10	Beam	None	A36_Gen	DR1
466	M841	N529	N537			TWR_INNER_TRI_T10	Beam	None	A36_Gen	DR1
467	M842	N537	N530			TWR_INNER_TRI_T10	Beam	None	A36_Gen	DR1
468	M843	N531	N538			TWR_INNER_TRI_T10	Beam	None	A36_Gen	DR1
469	M844	N538	N532			TWR_INNER_TRI_T10	Beam	None	A36_Gen	DR1
470	M1266	N2	N842			TWR_LEG_OUTER_T1	Column	None	A36	Typical
471	M1267	N4	N840			TWR_LEG_OUTER_T1	Column	None	A36	Typical
472	M1268	N6	N841			TWR_LEG_OUTER_T1	Column	None	A36	Typical
473	M1269	N8	N843			TWR_LEG_OUTER_T1	Column	None	A36	Typical
474	M1	N2	N1		180	TWR_LEG_T1	Column	None	A36	Typical
475	M2	N4	N3		270	TWR_LEG_T1	Column	None	A36	Typical
476	M3	N6	N5			TWR_LEG_T1	Column	None	A36	Typical
477	M4	N8	N7		90	TWR_LEG_T1	Column	None	A36	Typical
478	M47	N29	N2		45	TWR_LEG_T2	Column	None	A36	Typical
479	M48	N30	N4		135	TWR_LEG_T2	Column	None	A36	Typical
480	M49	N31	N6		225	TWR_LEG_T2	Column	None	A36	Typical
481	M50	N32	N8		315	TWR_LEG_T2	Column	None	A36	Typical
482	M119	N77	N29		45	TWR_LEG_T3	Column	None	A36	Typical
483	M120	N78	N30		135	TWR_LEG_T3	Column	None	A36	Typical
484	M121	N79	N31		225	TWR_LEG_T3	Column	None	A36	Typical
485	M122	N80	N32		315	TWR_LEG_T3	Column	None	A36	Typical
486	M200	N129	N77		45	TWR_LEG_T4	Column	None	A36	Typical
487	M201	N130	N78		135	TWR_LEG_T4	Column	None	A36	Typical
488	M202	N131	N79		225	TWR_LEG_T4	Column	None	A36	Typical
489	M203	N132	N80		315	TWR_LEG_T4	Column	None	A36	Typical
490	M281	N181	N129		45	TWR_LEG_T5	Column	None	A36	Typical
491	M282	N182	N130		135	TWR_LEG_T5	Column	None	A36	Typical
492	M283	N183	N131		225	TWR_LEG_T5	Column	None	A36	Typical
493	M284	N184	N132		315	TWR_LEG_T5	Column	None	A36	Typical
494	M362	N233	N181		45	TWR_LEG_T6	Column	None	A36	Typical
495	M363	N234	N182		135	TWR_LEG_T6	Column	None	A36	Typical
496	M364	N235	N183		225	TWR_LEG_T6	Column	None	A36	Typical
497	M365	N236	N184		315	TWR_LEG_T6	Column	None	A36	Typical
498	M443	N285	N233		45	TWR_LEG_T7	Column	None	A36	Typical
499	M444	N286	N234		135	TWR_LEG_T7	Column	None	A36	Typical
500	M445	N287	N235		225	TWR_LEG_T7	Column	None	A36	Typical
501	M446	N288	N236		315	TWR_LEG_T7	Column	None	A36	Typical
502	M524	N337	N285		45	TWR_LEG_T8	Column	None	A36	Typical
503	M525	N338	N286		135	TWR_LEG_T8	Column	None	A36	Typical
504	M526	N339	N287		225	TWR_LEG_T8	Column	None	A36	Typical
505	M527	N340	N288		315	TWR_LEG_T8	Column	None	A36	Typical
506	M605	N389	N337		45	TWR_LEG_T9	Column	None	A36	Typical
507	M606	N390	N338		135	TWR_LEG_T9	Column	None	A36	Typical
508	M607	N391	N339		225	TWR_LEG_T9	Column	None	A36	Typical
509	M608	N392	N340		315	TWR_LEG_T9	Column	None	A36	Typical
510	M686	N441	N389			TWR_LEG_T10	Column	None	A36	Typical
511	M687	N442	N390			TWR_LEG_T10	Column	None	A36	Typical
512	M688	N443	N391			TWR_LEG_T10	Column	None	A36	Typical

Member Primary Data (Continued)

	Label	I Joint	J Joint	K Joint	Rotate(...	Section/Shape	Type	Design List	Material	Design R...
513	M689	N444	N392			TWR_LEG_T10	Column	None	A36	Typical
514	M882	N561	N570			TWR_REDHIPDIA_2_T9	Column	None	A36	Typical
515	M883	N570	N560			TWR_REDHIPDIA_2_T9	Column	None	A36	Typical
516	M884	N565	N571			TWR_REDHIPDIA_2_T9	Column	None	A36	Typical
517	M885	N571	N564			TWR_REDHIPDIA_2_T9	Column	None	A36	Typical
518	M886	N563	N572			TWR_REDHIPDIA_2_T9	Column	None	A36	Typical
519	M887	N572	N562			TWR_REDHIPDIA_2_T9	Column	None	A36	Typical
520	M888	N559	N573			TWR_REDHIPDIA_2_T9	Column	None	A36	Typical
521	M889	N573	N558			TWR_REDHIPDIA_2_T9	Column	None	A36	Typical
522	M791	N505	N456			TWR_RED_DIAG_0_T10	Column	None	A36	Typical
523	M792	N456	N509			TWR_RED_DIAG_0_T10	Column	None	A36	Typical
524	M793	N506	N471			TWR_RED_DIAG_0_T10	Column	None	A36	Typical
525	M794	N471	N510			TWR_RED_DIAG_0_T10	Column	None	A36	Typical
526	M795	N512	N486			TWR_RED_DIAG_0_T10	Column	None	A36	Typical
527	M796	N486	N508			TWR_RED_DIAG_0_T10	Column	None	A36	Typical
528	M797	N507	N446			TWR_RED_DIAG_0_T10	Column	None	A36	Typical
529	M798	N446	N511			TWR_RED_DIAG_0_T10	Column	None	A36	Typical
530	M56	N36	N37			TWR_RED_DIAG_2_T2	Column	None	A36	Typical
531	M64	N42	N45			TWR_RED_DIAG_2_T2	Column	None	A36	Typical
532	M72	N48	N45			TWR_RED_DIAG_2_T2	Column	None	A36	Typical
533	M80	N53	N56			TWR_RED_DIAG_2_T2	Column	None	A36	Typical
534	M88	N59	N56			TWR_RED_DIAG_2_T2	Column	None	A36	Typical
535	M96	N64	N67			TWR_RED_DIAG_2_T2	Column	None	A36	Typical
536	M104	N70	N67			TWR_RED_DIAG_2_T2	Column	None	A36	Typical
537	M112	N74	N37			TWR_RED_DIAG_2_T2	Column	None	A36	Typical
538	M129	N85	N86			TWR_RED_DIAG_2_T3	Column	None	A36	Typical
539	M137	N91	N94			TWR_RED_DIAG_2_T3	Column	None	A36	Typical
540	M146	N98	N94			TWR_RED_DIAG_2_T3	Column	None	A36	Typical
541	M154	N103	N106			TWR_RED_DIAG_2_T3	Column	None	A36	Typical
542	M163	N110	N106			TWR_RED_DIAG_2_T3	Column	None	A36	Typical
543	M171	N115	N118			TWR_RED_DIAG_2_T3	Column	None	A36	Typical
544	M180	N122	N118			TWR_RED_DIAG_2_T3	Column	None	A36	Typical
545	M188	N126	N86			TWR_RED_DIAG_2_T3	Column	None	A36	Typical
546	M210	N137	N138			TWR_RED_DIAG_2_T4	Column	None	A36	Typical
547	M218	N143	N146			TWR_RED_DIAG_2_T4	Column	None	A36	Typical
548	M227	N150	N146			TWR_RED_DIAG_2_T4	Column	None	A36	Typical
549	M235	N155	N158			TWR_RED_DIAG_2_T4	Column	None	A36	Typical
550	M244	N162	N158			TWR_RED_DIAG_2_T4	Column	None	A36	Typical
551	M252	N167	N170			TWR_RED_DIAG_2_T4	Column	None	A36	Typical
552	M261	N174	N170			TWR_RED_DIAG_2_T4	Column	None	A36	Typical
553	M269	N178	N138			TWR_RED_DIAG_2_T4	Column	None	A36	Typical
554	M291	N189	N190			TWR_RED_DIAG_2_T5	Column	None	A36	Typical
555	M299	N195	N198			TWR_RED_DIAG_2_T5	Column	None	A36	Typical
556	M308	N202	N198			TWR_RED_DIAG_2_T5	Column	None	A36	Typical
557	M316	N207	N210			TWR_RED_DIAG_2_T5	Column	None	A36	Typical
558	M325	N214	N210			TWR_RED_DIAG_2_T5	Column	None	A36	Typical
559	M333	N219	N222			TWR_RED_DIAG_2_T5	Column	None	A36	Typical
560	M342	N226	N222			TWR_RED_DIAG_2_T5	Column	None	A36	Typical
561	M350	N230	N190			TWR_RED_DIAG_2_T5	Column	None	A36	Typical
562	M372	N241	N242			TWR_RED_DIAG_2_T6	Column	None	A36	Typical
563	M380	N247	N250			TWR_RED_DIAG_2_T6	Column	None	A36	Typical
564	M389	N254	N250			TWR_RED_DIAG_2_T6	Column	None	A36	Typical
565	M397	N259	N262			TWR_RED_DIAG_2_T6	Column	None	A36	Typical
566	M406	N266	N262			TWR_RED_DIAG_2_T6	Column	None	A36	Typical
567	M414	N271	N274			TWR_RED_DIAG_2_T6	Column	None	A36	Typical
568	M423	N278	N274			TWR_RED_DIAG_2_T6	Column	None	A36	Typical
569	M431	N282	N242			TWR_RED_DIAG_2_T6	Column	None	A36	Typical

Member Primary Data (Continued)

	Label	I Joint	J Joint	K Joint	Rotate(...	Section/Shape	Type	Design List	Material	Design R...
570	M453	N293	N294			TWR_RED_DIAG_2_T7	Column	None	A36	Typical
571	M461	N299	N302			TWR_RED_DIAG_2_T7	Column	None	A36	Typical
572	M470	N306	N302			TWR_RED_DIAG_2_T7	Column	None	A36	Typical
573	M478	N311	N314			TWR_RED_DIAG_2_T7	Column	None	A36	Typical
574	M487	N318	N314			TWR_RED_DIAG_2_T7	Column	None	A36	Typical
575	M495	N323	N326			TWR_RED_DIAG_2_T7	Column	None	A36	Typical
576	M504	N330	N326			TWR_RED_DIAG_2_T7	Column	None	A36	Typical
577	M512	N334	N294			TWR_RED_DIAG_2_T7	Column	None	A36	Typical
578	M534	N345	N346			TWR_RED_DIAG_2_T8	Column	None	A36	Typical
579	M542	N351	N354			TWR_RED_DIAG_2_T8	Column	None	A36	Typical
580	M551	N358	N354			TWR_RED_DIAG_2_T8	Column	None	A36	Typical
581	M559	N363	N366			TWR_RED_DIAG_2_T8	Column	None	A36	Typical
582	M568	N370	N366			TWR_RED_DIAG_2_T8	Column	None	A36	Typical
583	M576	N375	N378			TWR_RED_DIAG_2_T8	Column	None	A36	Typical
584	M585	N382	N378			TWR_RED_DIAG_2_T8	Column	None	A36	Typical
585	M593	N386	N346			TWR_RED_DIAG_2_T8	Column	None	A36	Typical
586	M615	N397	N398			TWR_RED_DIAG_2_T9	Column	None	A36	Typical
587	M623	N403	N406			TWR_RED_DIAG_2_T9	Column	None	A36	Typical
588	M632	N410	N406			TWR_RED_DIAG_2_T9	Column	None	A36	Typical
589	M640	N415	N418			TWR_RED_DIAG_2_T9	Column	None	A36	Typical
590	M649	N422	N418			TWR_RED_DIAG_2_T9	Column	None	A36	Typical
591	M657	N427	N430			TWR_RED_DIAG_2_T9	Column	None	A36	Typical
592	M666	N434	N430			TWR_RED_DIAG_2_T9	Column	None	A36	Typical
593	M674	N438	N398			TWR_RED_DIAG_2_T9	Column	None	A36	Typical
594	M696	N449	N450		4.133	TWR_RED_DIAG_2_T10	Column	None	A36	Typical
595	M706	N457	N460		355.867	TWR_RED_DIAG_2_T10	Column	None	A36	Typical
596	M717	N466	N460		4.133	TWR_RED_DIAG_2_T10	Column	None	A36	Typical
597	M727	N472	N475		355.867	TWR_RED_DIAG_2_T10	Column	None	A36	Typical
598	M738	N481	N475		4.133	TWR_RED_DIAG_2_T10	Column	None	A36	Typical
599	M748	N487	N490		355.867	TWR_RED_DIAG_2_T10	Column	None	A36	Typical
600	M759	N496	N490		4.133	TWR_RED_DIAG_2_T10	Column	None	A36	Typical
601	M769	N501	N450		355.867	TWR_RED_DIAG_2_T10	Column	None	A36	Typical
602	M57	N37	N39			TWR_RED_DIAG_3_T2	Column	None	A36	Typical
603	M58	N38	N39			TWR_RED_DIAG_3_T2	Column	None	A36	Typical
604	M65	N45	N46			TWR_RED_DIAG_3_T2	Column	None	A36	Typical
605	M66	N44	N46			TWR_RED_DIAG_3_T2	Column	None	A36	Typical
606	M73	N45	N50			TWR_RED_DIAG_3_T2	Column	None	A36	Typical
607	M74	N49	N50			TWR_RED_DIAG_3_T2	Column	None	A36	Typical
608	M81	N56	N57			TWR_RED_DIAG_3_T2	Column	None	A36	Typical
609	M82	N55	N57			TWR_RED_DIAG_3_T2	Column	None	A36	Typical
610	M89	N56	N61			TWR_RED_DIAG_3_T2	Column	None	A36	Typical
611	M90	N60	N61			TWR_RED_DIAG_3_T2	Column	None	A36	Typical
612	M97	N67	N68			TWR_RED_DIAG_3_T2	Column	None	A36	Typical
613	M98	N66	N68			TWR_RED_DIAG_3_T2	Column	None	A36	Typical
614	M105	N67	N72			TWR_RED_DIAG_3_T2	Column	None	A36	Typical
615	M106	N71	N72			TWR_RED_DIAG_3_T2	Column	None	A36	Typical
616	M113	N37	N76			TWR_RED_DIAG_3_T2	Column	None	A36	Typical
617	M114	N75	N76			TWR_RED_DIAG_3_T2	Column	None	A36	Typical
618	M130	N86	N88			TWR_RED_DIAG_3_T3	Column	None	A36	Typical
619	M131	N87	N88			TWR_RED_DIAG_3_T3	Column	None	A36	Typical
620	M138	N94	N95			TWR_RED_DIAG_3_T3	Column	None	A36	Typical
621	M139	N93	N95			TWR_RED_DIAG_3_T3	Column	None	A36	Typical
622	M147	N94	N100			TWR_RED_DIAG_3_T3	Column	None	A36	Typical
623	M148	N99	N100			TWR_RED_DIAG_3_T3	Column	None	A36	Typical
624	M155	N106	N107			TWR_RED_DIAG_3_T3	Column	None	A36	Typical
625	M156	N105	N107			TWR_RED_DIAG_3_T3	Column	None	A36	Typical
626	M164	N106	N112			TWR_RED_DIAG_3_T3	Column	None	A36	Typical

Member Primary Data (Continued)

	Label	I Joint	J Joint	K Joint	Rotate(...	Section/Shape	Type	Design List	Material	Design R...
627	M165	N111	N112			TWR_RED_DIAG_3_T3	Column	None	A36	Typical
628	M172	N118	N119			TWR_RED_DIAG_3_T3	Column	None	A36	Typical
629	M173	N117	N119			TWR_RED_DIAG_3_T3	Column	None	A36	Typical
630	M181	N118	N124			TWR_RED_DIAG_3_T3	Column	None	A36	Typical
631	M182	N123	N124			TWR_RED_DIAG_3_T3	Column	None	A36	Typical
632	M189	N86	N128			TWR_RED_DIAG_3_T3	Column	None	A36	Typical
633	M190	N127	N128			TWR_RED_DIAG_3_T3	Column	None	A36	Typical
634	M211	N138	N140			TWR_RED_DIAG_3_T4	Column	None	A36	Typical
635	M212	N139	N140			TWR_RED_DIAG_3_T4	Column	None	A36	Typical
636	M219	N146	N147			TWR_RED_DIAG_3_T4	Column	None	A36	Typical
637	M220	N145	N147			TWR_RED_DIAG_3_T4	Column	None	A36	Typical
638	M228	N146	N152			TWR_RED_DIAG_3_T4	Column	None	A36	Typical
639	M229	N151	N152			TWR_RED_DIAG_3_T4	Column	None	A36	Typical
640	M236	N158	N159			TWR_RED_DIAG_3_T4	Column	None	A36	Typical
641	M237	N157	N159			TWR_RED_DIAG_3_T4	Column	None	A36	Typical
642	M245	N158	N164			TWR_RED_DIAG_3_T4	Column	None	A36	Typical
643	M246	N163	N164			TWR_RED_DIAG_3_T4	Column	None	A36	Typical
644	M253	N170	N171			TWR_RED_DIAG_3_T4	Column	None	A36	Typical
645	M254	N169	N171			TWR_RED_DIAG_3_T4	Column	None	A36	Typical
646	M262	N170	N176			TWR_RED_DIAG_3_T4	Column	None	A36	Typical
647	M263	N175	N176			TWR_RED_DIAG_3_T4	Column	None	A36	Typical
648	M270	N138	N180			TWR_RED_DIAG_3_T4	Column	None	A36	Typical
649	M271	N179	N180			TWR_RED_DIAG_3_T4	Column	None	A36	Typical
650	M292	N190	N192			TWR_RED_DIAG_3_T5	Column	None	A36	Typical
651	M293	N191	N192			TWR_RED_DIAG_3_T5	Column	None	A36	Typical
652	M300	N198	N199			TWR_RED_DIAG_3_T5	Column	None	A36	Typical
653	M301	N197	N199			TWR_RED_DIAG_3_T5	Column	None	A36	Typical
654	M309	N198	N204			TWR_RED_DIAG_3_T5	Column	None	A36	Typical
655	M310	N203	N204			TWR_RED_DIAG_3_T5	Column	None	A36	Typical
656	M317	N210	N211			TWR_RED_DIAG_3_T5	Column	None	A36	Typical
657	M318	N209	N211			TWR_RED_DIAG_3_T5	Column	None	A36	Typical
658	M326	N210	N216			TWR_RED_DIAG_3_T5	Column	None	A36	Typical
659	M327	N215	N216			TWR_RED_DIAG_3_T5	Column	None	A36	Typical
660	M334	N222	N223			TWR_RED_DIAG_3_T5	Column	None	A36	Typical
661	M335	N221	N223			TWR_RED_DIAG_3_T5	Column	None	A36	Typical
662	M343	N222	N228			TWR_RED_DIAG_3_T5	Column	None	A36	Typical
663	M344	N227	N228			TWR_RED_DIAG_3_T5	Column	None	A36	Typical
664	M351	N190	N232			TWR_RED_DIAG_3_T5	Column	None	A36	Typical
665	M352	N231	N232			TWR_RED_DIAG_3_T5	Column	None	A36	Typical
666	M373	N242	N244			TWR_RED_DIAG_3_T6	Column	None	A36	Typical
667	M374	N243	N244			TWR_RED_DIAG_3_T6	Column	None	A36	Typical
668	M381	N250	N251			TWR_RED_DIAG_3_T6	Column	None	A36	Typical
669	M382	N249	N251			TWR_RED_DIAG_3_T6	Column	None	A36	Typical
670	M390	N250	N256			TWR_RED_DIAG_3_T6	Column	None	A36	Typical
671	M391	N255	N256			TWR_RED_DIAG_3_T6	Column	None	A36	Typical
672	M398	N262	N263			TWR_RED_DIAG_3_T6	Column	None	A36	Typical
673	M399	N261	N263			TWR_RED_DIAG_3_T6	Column	None	A36	Typical
674	M407	N262	N268			TWR_RED_DIAG_3_T6	Column	None	A36	Typical
675	M408	N267	N268			TWR_RED_DIAG_3_T6	Column	None	A36	Typical
676	M415	N274	N275			TWR_RED_DIAG_3_T6	Column	None	A36	Typical
677	M416	N273	N275			TWR_RED_DIAG_3_T6	Column	None	A36	Typical
678	M424	N274	N280			TWR_RED_DIAG_3_T6	Column	None	A36	Typical
679	M425	N279	N280			TWR_RED_DIAG_3_T6	Column	None	A36	Typical
680	M432	N242	N284			TWR_RED_DIAG_3_T6	Column	None	A36	Typical
681	M433	N283	N284			TWR_RED_DIAG_3_T6	Column	None	A36	Typical
682	M454	N294	N296			TWR_RED_DIAG_3_T7	Column	None	A36	Typical
683	M455	N295	N296			TWR_RED_DIAG_3_T7	Column	None	A36	Typical

Member Primary Data (Continued)

	Label	I Joint	J Joint	K Joint	Rotate(...	Section/Shape	Type	Design List	Material	Design R...
684	M462	N302	N303			TWR_RED_DIAG_3_T7	Column	None	A36	Typical
685	M463	N301	N303			TWR_RED_DIAG_3_T7	Column	None	A36	Typical
686	M471	N302	N308			TWR_RED_DIAG_3_T7	Column	None	A36	Typical
687	M472	N307	N308			TWR_RED_DIAG_3_T7	Column	None	A36	Typical
688	M479	N314	N315			TWR_RED_DIAG_3_T7	Column	None	A36	Typical
689	M480	N313	N315			TWR_RED_DIAG_3_T7	Column	None	A36	Typical
690	M488	N314	N320			TWR_RED_DIAG_3_T7	Column	None	A36	Typical
691	M489	N319	N320			TWR_RED_DIAG_3_T7	Column	None	A36	Typical
692	M496	N326	N327			TWR_RED_DIAG_3_T7	Column	None	A36	Typical
693	M497	N325	N327			TWR_RED_DIAG_3_T7	Column	None	A36	Typical
694	M505	N326	N332			TWR_RED_DIAG_3_T7	Column	None	A36	Typical
695	M506	N331	N332			TWR_RED_DIAG_3_T7	Column	None	A36	Typical
696	M513	N294	N336			TWR_RED_DIAG_3_T7	Column	None	A36	Typical
697	M514	N335	N336			TWR_RED_DIAG_3_T7	Column	None	A36	Typical
698	M535	N346	N348			TWR_RED_DIAG_3_T8	Column	None	A36	Typical
699	M536	N347	N348			TWR_RED_DIAG_3_T8	Column	None	A36	Typical
700	M543	N354	N355			TWR_RED_DIAG_3_T8	Column	None	A36	Typical
701	M544	N353	N355			TWR_RED_DIAG_3_T8	Column	None	A36	Typical
702	M552	N354	N360			TWR_RED_DIAG_3_T8	Column	None	A36	Typical
703	M553	N359	N360			TWR_RED_DIAG_3_T8	Column	None	A36	Typical
704	M560	N366	N367			TWR_RED_DIAG_3_T8	Column	None	A36	Typical
705	M561	N365	N367			TWR_RED_DIAG_3_T8	Column	None	A36	Typical
706	M569	N366	N372			TWR_RED_DIAG_3_T8	Column	None	A36	Typical
707	M570	N371	N372			TWR_RED_DIAG_3_T8	Column	None	A36	Typical
708	M577	N378	N379			TWR_RED_DIAG_3_T8	Column	None	A36	Typical
709	M578	N377	N379			TWR_RED_DIAG_3_T8	Column	None	A36	Typical
710	M586	N378	N384			TWR_RED_DIAG_3_T8	Column	None	A36	Typical
711	M587	N383	N384			TWR_RED_DIAG_3_T8	Column	None	A36	Typical
712	M594	N346	N388			TWR_RED_DIAG_3_T8	Column	None	A36	Typical
713	M595	N387	N388			TWR_RED_DIAG_3_T8	Column	None	A36	Typical
714	M616	N398	N400			TWR_RED_DIAG_3_T9	Column	None	A36	Typical
715	M617	N399	N400			TWR_RED_DIAG_3_T9	Column	None	A36	Typical
716	M624	N406	N407			TWR_RED_DIAG_3_T9	Column	None	A36	Typical
717	M625	N405	N407			TWR_RED_DIAG_3_T9	Column	None	A36	Typical
718	M633	N406	N412			TWR_RED_DIAG_3_T9	Column	None	A36	Typical
719	M634	N411	N412			TWR_RED_DIAG_3_T9	Column	None	A36	Typical
720	M641	N418	N419			TWR_RED_DIAG_3_T9	Column	None	A36	Typical
721	M642	N417	N419			TWR_RED_DIAG_3_T9	Column	None	A36	Typical
722	M650	N418	N424			TWR_RED_DIAG_3_T9	Column	None	A36	Typical
723	M651	N423	N424			TWR_RED_DIAG_3_T9	Column	None	A36	Typical
724	M658	N430	N431			TWR_RED_DIAG_3_T9	Column	None	A36	Typical
725	M659	N429	N431			TWR_RED_DIAG_3_T9	Column	None	A36	Typical
726	M667	N430	N436			TWR_RED_DIAG_3_T9	Column	None	A36	Typical
727	M668	N435	N436			TWR_RED_DIAG_3_T9	Column	None	A36	Typical
728	M675	N398	N440			TWR_RED_DIAG_3_T9	Column	None	A36	Typical
729	M676	N439	N440			TWR_RED_DIAG_3_T9	Column	None	A36	Typical
730	M698	N451	N452		3.377	TWR_RED_DIAG_3_T10	Column	None	A36	Typical
731	M708	N459	N462		356.623	TWR_RED_DIAG_3_T10	Column	None	A36	Typical
732	M719	N467	N462		3.377	TWR_RED_DIAG_3_T10	Column	None	A36	Typical
733	M729	N474	N477		356.623	TWR_RED_DIAG_3_T10	Column	None	A36	Typical
734	M740	N482	N477		3.377	TWR_RED_DIAG_3_T10	Column	None	A36	Typical
735	M750	N489	N492		356.623	TWR_RED_DIAG_3_T10	Column	None	A36	Typical
736	M761	N497	N492		3.377	TWR_RED_DIAG_3_T10	Column	None	A36	Typical
737	M771	N502	N452		356.623	TWR_RED_DIAG_3_T10	Column	None	A36	Typical
738	M699	N452	N454		356.477	TWR_RED_DIAG_4_T10	Column	None	A36	Typical
739	M700	N453	N454		5.046	TWR_RED_DIAG_4_T10	Column	None	A36	Typical
740	M709	N462	N463		3.523	TWR_RED_DIAG_4_T10	Column	None	A36	Typical

Member Primary Data (Continued)

	Label	I Joint	J Joint	K Joint	Rotate(...	Section/Shape	Type	Design List	Material	Design R...
741	M710	N461	N463		354.954	TWR_RED_DIAG_4_T10	Column	None	A36	Typical
742	M720	N462	N469		356.477	TWR_RED_DIAG_4_T10	Column	None	A36	Typical
743	M721	N468	N469		5.046	TWR_RED_DIAG_4_T10	Column	None	A36	Typical
744	M730	N477	N478		3.523	TWR_RED_DIAG_4_T10	Column	None	A36	Typical
745	M731	N476	N478		354.954	TWR_RED_DIAG_4_T10	Column	None	A36	Typical
746	M741	N477	N484		356.477	TWR_RED_DIAG_4_T10	Column	None	A36	Typical
747	M742	N483	N484		5.046	TWR_RED_DIAG_4_T10	Column	None	A36	Typical
748	M751	N492	N493		3.523	TWR_RED_DIAG_4_T10	Column	None	A36	Typical
749	M752	N491	N493		354.954	TWR_RED_DIAG_4_T10	Column	None	A36	Typical
750	M762	N492	N499		356.477	TWR_RED_DIAG_4_T10	Column	None	A36	Typical
751	M763	N498	N499		5.046	TWR_RED_DIAG_4_T10	Column	None	A36	Typical
752	M772	N452	N504		3.523	TWR_RED_DIAG_4_T10	Column	None	A36	Typical
753	M773	N503	N504		354.954	TWR_RED_DIAG_4_T10	Column	None	A36	Typical
754	M17	N9	N15		90	TWR_RED_DIAG_T1	Column	None	A36	Typical
755	M20	N9	N16		90	TWR_RED_DIAG_T1	Column	None	A36	Typical
756	M24	N10	N19		90	TWR_RED_DIAG_T1	Column	None	A36	Typical
757	M27	N10	N20		90	TWR_RED_DIAG_T1	Column	None	A36	Typical
758	M31	N11	N23		90	TWR_RED_DIAG_T1	Column	None	A36	Typical
759	M34	N11	N24		90	TWR_RED_DIAG_T1	Column	None	A36	Typical
760	M38	N12	N27		90	TWR_RED_DIAG_T1	Column	None	A36	Typical
761	M41	N12	N28		90	TWR_RED_DIAG_T1	Column	None	A36	Typical
762	M54	N34	N35			TWR_RED_DIAG_T2	Column	None	A36	Typical
763	M62	N40	N43			TWR_RED_DIAG_T2	Column	None	A36	Typical
764	M70	N47	N43			TWR_RED_DIAG_T2	Column	None	A36	Typical
765	M78	N51	N54			TWR_RED_DIAG_T2	Column	None	A36	Typical
766	M86	N58	N54			TWR_RED_DIAG_T2	Column	None	A36	Typical
767	M94	N62	N65			TWR_RED_DIAG_T2	Column	None	A36	Typical
768	M102	N69	N65			TWR_RED_DIAG_T2	Column	None	A36	Typical
769	M110	N73	N35			TWR_RED_DIAG_T2	Column	None	A36	Typical
770	M127	N83	N84			TWR_RED_DIAG_T3	Column	None	A36	Typical
771	M135	N89	N92			TWR_RED_DIAG_T3	Column	None	A36	Typical
772	M144	N97	N92			TWR_RED_DIAG_T3	Column	None	A36	Typical
773	M152	N101	N104			TWR_RED_DIAG_T3	Column	None	A36	Typical
774	M161	N109	N104			TWR_RED_DIAG_T3	Column	None	A36	Typical
775	M169	N113	N116			TWR_RED_DIAG_T3	Column	None	A36	Typical
776	M178	N121	N116			TWR_RED_DIAG_T3	Column	None	A36	Typical
777	M186	N125	N84			TWR_RED_DIAG_T3	Column	None	A36	Typical
778	M208	N135	N136			TWR_RED_DIAG_T4	Column	None	A36	Typical
779	M216	N141	N144			TWR_RED_DIAG_T4	Column	None	A36	Typical
780	M225	N149	N144			TWR_RED_DIAG_T4	Column	None	A36	Typical
781	M233	N153	N156			TWR_RED_DIAG_T4	Column	None	A36	Typical
782	M242	N161	N156			TWR_RED_DIAG_T4	Column	None	A36	Typical
783	M250	N165	N168			TWR_RED_DIAG_T4	Column	None	A36	Typical
784	M259	N173	N168			TWR_RED_DIAG_T4	Column	None	A36	Typical
785	M267	N177	N136			TWR_RED_DIAG_T4	Column	None	A36	Typical
786	M289	N187	N188			TWR_RED_DIAG_T5	Column	None	A36	Typical
787	M297	N193	N196			TWR_RED_DIAG_T5	Column	None	A36	Typical
788	M306	N201	N196			TWR_RED_DIAG_T5	Column	None	A36	Typical
789	M314	N205	N208			TWR_RED_DIAG_T5	Column	None	A36	Typical
790	M323	N213	N208			TWR_RED_DIAG_T5	Column	None	A36	Typical
791	M331	N217	N220			TWR_RED_DIAG_T5	Column	None	A36	Typical
792	M340	N225	N220			TWR_RED_DIAG_T5	Column	None	A36	Typical
793	M348	N229	N188			TWR_RED_DIAG_T5	Column	None	A36	Typical
794	M370	N239	N240			TWR_RED_DIAG_T6	Column	None	A36	Typical
795	M378	N245	N248			TWR_RED_DIAG_T6	Column	None	A36	Typical
796	M387	N253	N248			TWR_RED_DIAG_T6	Column	None	A36	Typical
797	M395	N257	N260			TWR_RED_DIAG_T6	Column	None	A36	Typical

Member Primary Data (Continued)

	Label	I Joint	J Joint	K Joint	Rotate(...	Section/Shape	Type	Design List	Material	Design R...
798	M404	N265	N260			TWR_RED_DIAG_T6	Column	None	A36	Typical
799	M412	N269	N272			TWR_RED_DIAG_T6	Column	None	A36	Typical
800	M421	N277	N272			TWR_RED_DIAG_T6	Column	None	A36	Typical
801	M429	N281	N240			TWR_RED_DIAG_T6	Column	None	A36	Typical
802	M451	N291	N292			TWR_RED_DIAG_T7	Column	None	A36	Typical
803	M459	N297	N300			TWR_RED_DIAG_T7	Column	None	A36	Typical
804	M468	N305	N300			TWR_RED_DIAG_T7	Column	None	A36	Typical
805	M476	N309	N312			TWR_RED_DIAG_T7	Column	None	A36	Typical
806	M485	N317	N312			TWR_RED_DIAG_T7	Column	None	A36	Typical
807	M493	N321	N324			TWR_RED_DIAG_T7	Column	None	A36	Typical
808	M502	N329	N324			TWR_RED_DIAG_T7	Column	None	A36	Typical
809	M510	N333	N292			TWR_RED_DIAG_T7	Column	None	A36	Typical
810	M532	N343	N344			TWR_RED_DIAG_T8	Column	None	A36	Typical
811	M540	N349	N352			TWR_RED_DIAG_T8	Column	None	A36	Typical
812	M549	N357	N352			TWR_RED_DIAG_T8	Column	None	A36	Typical
813	M557	N361	N364			TWR_RED_DIAG_T8	Column	None	A36	Typical
814	M566	N369	N364			TWR_RED_DIAG_T8	Column	None	A36	Typical
815	M574	N373	N376			TWR_RED_DIAG_T8	Column	None	A36	Typical
816	M583	N381	N376			TWR_RED_DIAG_T8	Column	None	A36	Typical
817	M591	N385	N344			TWR_RED_DIAG_T8	Column	None	A36	Typical
818	M613	N395	N396			TWR_RED_DIAG_T9	Column	None	A36	Typical
819	M621	N401	N404			TWR_RED_DIAG_T9	Column	None	A36	Typical
820	M630	N409	N404			TWR_RED_DIAG_T9	Column	None	A36	Typical
821	M638	N413	N416			TWR_RED_DIAG_T9	Column	None	A36	Typical
822	M647	N421	N416			TWR_RED_DIAG_T9	Column	None	A36	Typical
823	M655	N425	N428			TWR_RED_DIAG_T9	Column	None	A36	Typical
824	M664	N433	N428			TWR_RED_DIAG_T9	Column	None	A36	Typical
825	M672	N437	N396			TWR_RED_DIAG_T9	Column	None	A36	Typical
826	M694	N447	N448		7.169	TWR_RED_DIAG_T10	Column	None	A36	Typical
827	M704	N455	N458		352.831	TWR_RED_DIAG_T10	Column	None	A36	Typical
828	M715	N465	N458		7.169	TWR_RED_DIAG_T10	Column	None	A36	Typical
829	M725	N470	N473		352.831	TWR_RED_DIAG_T10	Column	None	A36	Typical
830	M736	N480	N473		7.169	TWR_RED_DIAG_T10	Column	None	A36	Typical
831	M746	N485	N488		352.831	TWR_RED_DIAG_T10	Column	None	A36	Typical
832	M757	N495	N488		7.169	TWR_RED_DIAG_T10	Column	None	A36	Typical
833	M767	N500	N448		352.831	TWR_RED_DIAG_T10	Column	None	A36	Typical
834	M807	N465	N517			TWR_RED_HIPDIA_1_T10	Column	None	A36	Typical
835	M808	N517	N455			TWR_RED_HIPDIA_1_T10	Column	None	A36	Typical
836	M809	N447	N518			TWR_RED_HIPDIA_1_T10	Column	None	A36	Typical
837	M810	N518	N500			TWR_RED_HIPDIA_1_T10	Column	None	A36	Typical
838	M811	N495	N519			TWR_RED_HIPDIA_1_T10	Column	None	A36	Typical
839	M812	N519	N485			TWR_RED_HIPDIA_1_T10	Column	None	A36	Typical
840	M813	N480	N520			TWR_RED_HIPDIA_1_T10	Column	None	A36	Typical
841	M814	N520	N470			TWR_RED_HIPDIA_1_T10	Column	None	A36	Typical
842	M1246	N824	N836			TWR_RED_HIPDIA_2_T2	Column	None	A36	Typical
843	M1247	N836	N825			TWR_RED_HIPDIA_2_T2	Column	None	A36	Typical
844	M1248	N826	N837			TWR_RED_HIPDIA_2_T2	Column	None	A36	Typical
845	M1249	N837	N827			TWR_RED_HIPDIA_2_T2	Column	None	A36	Typical
846	M1250	N828	N838			TWR_RED_HIPDIA_2_T2	Column	None	A36	Typical
847	M1251	N838	N829			TWR_RED_HIPDIA_2_T2	Column	None	A36	Typical
848	M1252	N831	N839			TWR_RED_HIPDIA_2_T2	Column	None	A36	Typical
849	M1253	N839	N830			TWR_RED_HIPDIA_2_T2	Column	None	A36	Typical
850	M1194	N786	N798			TWR_RED_HIPDIA_2_T3	Column	None	A36	Typical
851	M1195	N798	N787			TWR_RED_HIPDIA_2_T3	Column	None	A36	Typical
852	M1196	N788	N799			TWR_RED_HIPDIA_2_T3	Column	None	A36	Typical
853	M1197	N799	N789			TWR_RED_HIPDIA_2_T3	Column	None	A36	Typical
854	M1198	N792	N800			TWR_RED_HIPDIA_2_T3	Column	None	A36	Typical

Member Primary Data (Continued)

	Label	I Joint	J Joint	K Joint	Rotate(...	Section/Shape	Type	Design List	Material	Design R...
855	M1199	N800	N793			TWR_RED_HIPDIA_2_T3	Column	None	A36	Typical
856	M1200	N791	N801			TWR_RED_HIPDIA_2_T3	Column	None	A36	Typical
857	M1201	N801	N790			TWR_RED_HIPDIA_2_T3	Column	None	A36	Typical
858	M1142	N748	N760			TWR_RED_HIPDIA_2_T4	Column	None	A36	Typical
859	M1143	N760	N749			TWR_RED_HIPDIA_2_T4	Column	None	A36	Typical
860	M1144	N750	N761			TWR_RED_HIPDIA_2_T4	Column	None	A36	Typical
861	M1145	N761	N751			TWR_RED_HIPDIA_2_T4	Column	None	A36	Typical
862	M1146	N754	N762			TWR_RED_HIPDIA_2_T4	Column	None	A36	Typical
863	M1147	N762	N755			TWR_RED_HIPDIA_2_T4	Column	None	A36	Typical
864	M1148	N753	N763			TWR_RED_HIPDIA_2_T4	Column	None	A36	Typical
865	M1149	N763	N752			TWR_RED_HIPDIA_2_T4	Column	None	A36	Typical
866	M1090	N710	N722			TWR_RED_HIPDIA_2_T5	Column	None	A36	Typical
867	M1091	N722	N711			TWR_RED_HIPDIA_2_T5	Column	None	A36	Typical
868	M1092	N712	N723			TWR_RED_HIPDIA_2_T5	Column	None	A36	Typical
869	M1093	N723	N713			TWR_RED_HIPDIA_2_T5	Column	None	A36	Typical
870	M1094	N717	N724			TWR_RED_HIPDIA_2_T5	Column	None	A36	Typical
871	M1095	N724	N716			TWR_RED_HIPDIA_2_T5	Column	None	A36	Typical
872	M1096	N714	N725			TWR_RED_HIPDIA_2_T5	Column	None	A36	Typical
873	M1097	N725	N715			TWR_RED_HIPDIA_2_T5	Column	None	A36	Typical
874	M1038	N672	N684			TWR_RED_HIPDIA_2_T6	Column	None	A36	Typical
875	M1039	N684	N673			TWR_RED_HIPDIA_2_T6	Column	None	A36	Typical
876	M1040	N676	N685			TWR_RED_HIPDIA_2_T6	Column	None	A36	Typical
877	M1041	N685	N677			TWR_RED_HIPDIA_2_T6	Column	None	A36	Typical
878	M1042	N678	N686			TWR_RED_HIPDIA_2_T6	Column	None	A36	Typical
879	M1043	N686	N679			TWR_RED_HIPDIA_2_T6	Column	None	A36	Typical
880	M1044	N674	N687			TWR_RED_HIPDIA_2_T6	Column	None	A36	Typical
881	M1045	N687	N675			TWR_RED_HIPDIA_2_T6	Column	None	A36	Typical
882	M986	N634	N646			TWR_RED_HIPDIA_2_T7	Column	None	A36	Typical
883	M987	N646	N635			TWR_RED_HIPDIA_2_T7	Column	None	A36	Typical
884	M988	N636	N647			TWR_RED_HIPDIA_2_T7	Column	None	A36	Typical
885	M989	N647	N637			TWR_RED_HIPDIA_2_T7	Column	None	A36	Typical
886	M990	N638	N648			TWR_RED_HIPDIA_2_T7	Column	None	A36	Typical
887	M991	N648	N639			TWR_RED_HIPDIA_2_T7	Column	None	A36	Typical
888	M992	N640	N649			TWR_RED_HIPDIA_2_T7	Column	None	A36	Typical
889	M993	N649	N641			TWR_RED_HIPDIA_2_T7	Column	None	A36	Typical
890	M934	N596	N608			TWR_RED_HIPDIA_2_T8	Column	None	A36	Typical
891	M935	N608	N597			TWR_RED_HIPDIA_2_T8	Column	None	A36	Typical
892	M936	N603	N609			TWR_RED_HIPDIA_2_T8	Column	None	A36	Typical
893	M937	N609	N602			TWR_RED_HIPDIA_2_T8	Column	None	A36	Typical
894	M938	N600	N610			TWR_RED_HIPDIA_2_T8	Column	None	A36	Typical
895	M939	N610	N601			TWR_RED_HIPDIA_2_T8	Column	None	A36	Typical
896	M940	N599	N611			TWR_RED_HIPDIA_2_T8	Column	None	A36	Typical
897	M941	N611	N598			TWR_RED_HIPDIA_2_T8	Column	None	A36	Typical
898	M815	N467	N521			TWR_RED_HIPDIA_3_T10	Column	None	A36	Typical
899	M816	N521	N459			TWR_RED_HIPDIA_3_T10	Column	None	A36	Typical
900	M817	N451	N522			TWR_RED_HIPDIA_3_T10	Column	None	A36	Typical
901	M818	N522	N502			TWR_RED_HIPDIA_3_T10	Column	None	A36	Typical
902	M819	N497	N523			TWR_RED_HIPDIA_3_T10	Column	None	A36	Typical
903	M820	N523	N489			TWR_RED_HIPDIA_3_T10	Column	None	A36	Typical
904	M821	N482	N524			TWR_RED_HIPDIA_3_T10	Column	None	A36	Typical
905	M822	N524	N474			TWR_RED_HIPDIA_3_T10	Column	None	A36	Typical
906	M1238	N816	N832			TWR_RED_HIPDIA_T2	Column	None	A36	Typical
907	M1239	N832	N817			TWR_RED_HIPDIA_T2	Column	None	A36	Typical
908	M1240	N818	N833			TWR_RED_HIPDIA_T2	Column	None	A36	Typical
909	M1241	N833	N819			TWR_RED_HIPDIA_T2	Column	None	A36	Typical
910	M1242	N820	N834			TWR_RED_HIPDIA_T2	Column	None	A36	Typical
911	M1243	N834	N821			TWR_RED_HIPDIA_T2	Column	None	A36	Typical

Member Primary Data (Continued)

	Label	I Joint	J Joint	K Joint	Rotate(...	Section/Shape	Type	Design List	Material	Design R...
912	M1244	N823	N835			TWR_RED_HIPDIA_T2	Column	None	A36	Typical
913	M1245	N835	N822			TWR_RED_HIPDIA_T2	Column	None	A36	Typical
914	M1186	N780	N794			TWR_RED_HIPDIA_T3	Column	None	A36	Typical
915	M1187	N794	N781			TWR_RED_HIPDIA_T3	Column	None	A36	Typical
916	M1188	N782	N795			TWR_RED_HIPDIA_T3	Column	None	A36	Typical
917	M1189	N795	N783			TWR_RED_HIPDIA_T3	Column	None	A36	Typical
918	M1190	N778	N796			TWR_RED_HIPDIA_T3	Column	None	A36	Typical
919	M1191	N796	N779			TWR_RED_HIPDIA_T3	Column	None	A36	Typical
920	M1192	N784	N797			TWR_RED_HIPDIA_T3	Column	None	A36	Typical
921	M1193	N797	N785			TWR_RED_HIPDIA_T3	Column	None	A36	Typical
922	M1134	N742	N756			TWR_RED_HIPDIA_T4	Column	None	A36	Typical
923	M1135	N756	N743			TWR_RED_HIPDIA_T4	Column	None	A36	Typical
924	M1136	N740	N757			TWR_RED_HIPDIA_T4	Column	None	A36	Typical
925	M1137	N757	N741			TWR_RED_HIPDIA_T4	Column	None	A36	Typical
926	M1138	N746	N758			TWR_RED_HIPDIA_T4	Column	None	A36	Typical
927	M1139	N758	N747			TWR_RED_HIPDIA_T4	Column	None	A36	Typical
928	M1140	N744	N759			TWR_RED_HIPDIA_T4	Column	None	A36	Typical
929	M1141	N759	N745			TWR_RED_HIPDIA_T4	Column	None	A36	Typical
930	M1082	N702	N718			TWR_RED_HIPDIA_T5	Column	None	A36	Typical
931	M1083	N718	N703			TWR_RED_HIPDIA_T5	Column	None	A36	Typical
932	M1084	N704	N719			TWR_RED_HIPDIA_T5	Column	None	A36	Typical
933	M1085	N719	N705			TWR_RED_HIPDIA_T5	Column	None	A36	Typical
934	M1086	N706	N720			TWR_RED_HIPDIA_T5	Column	None	A36	Typical
935	M1087	N720	N707			TWR_RED_HIPDIA_T5	Column	None	A36	Typical
936	M1088	N708	N721			TWR_RED_HIPDIA_T5	Column	None	A36	Typical
937	M1089	N721	N709			TWR_RED_HIPDIA_T5	Column	None	A36	Typical
938	M1030	N664	N680			TWR_RED_HIPDIA_T6	Column	None	A36	Typical
939	M1031	N680	N665			TWR_RED_HIPDIA_T6	Column	None	A36	Typical
940	M1032	N666	N681			TWR_RED_HIPDIA_T6	Column	None	A36	Typical
941	M1033	N681	N667			TWR_RED_HIPDIA_T6	Column	None	A36	Typical
942	M1034	N668	N682			TWR_RED_HIPDIA_T6	Column	None	A36	Typical
943	M1035	N682	N669			TWR_RED_HIPDIA_T6	Column	None	A36	Typical
944	M1036	N671	N683			TWR_RED_HIPDIA_T6	Column	None	A36	Typical
945	M1037	N683	N670			TWR_RED_HIPDIA_T6	Column	None	A36	Typical
946	M978	N626	N642			TWR_RED_HIPDIA_T7	Column	None	A36	Typical
947	M979	N642	N627			TWR_RED_HIPDIA_T7	Column	None	A36	Typical
948	M980	N628	N643			TWR_RED_HIPDIA_T7	Column	None	A36	Typical
949	M981	N643	N629			TWR_RED_HIPDIA_T7	Column	None	A36	Typical
950	M982	N632	N644			TWR_RED_HIPDIA_T7	Column	None	A36	Typical
951	M983	N644	N633			TWR_RED_HIPDIA_T7	Column	None	A36	Typical
952	M984	N630	N645			TWR_RED_HIPDIA_T7	Column	None	A36	Typical
953	M985	N645	N631			TWR_RED_HIPDIA_T7	Column	None	A36	Typical
954	M926	N588	N604			TWR_RED_HIPDIA_T8	Column	None	A36	Typical
955	M927	N604	N589			TWR_RED_HIPDIA_T8	Column	None	A36	Typical
956	M928	N590	N605			TWR_RED_HIPDIA_T8	Column	None	A36	Typical
957	M929	N605	N591			TWR_RED_HIPDIA_T8	Column	None	A36	Typical
958	M930	N592	N606			TWR_RED_HIPDIA_T8	Column	None	A36	Typical
959	M931	N606	N593			TWR_RED_HIPDIA_T8	Column	None	A36	Typical
960	M932	N594	N607			TWR_RED_HIPDIA_T8	Column	None	A36	Typical
961	M933	N607	N595			TWR_RED_HIPDIA_T8	Column	None	A36	Typical
962	M874	N550	N566			TWR_RED_HIPDIA_T9	Column	None	A36	Typical
963	M875	N566	N551			TWR_RED_HIPDIA_T9	Column	None	A36	Typical
964	M876	N557	N567			TWR_RED_HIPDIA_T9	Column	None	A36	Typical
965	M877	N567	N556			TWR_RED_HIPDIA_T9	Column	None	A36	Typical
966	M878	N554	N568			TWR_RED_HIPDIA_T9	Column	None	A36	Typical
967	M879	N568	N555			TWR_RED_HIPDIA_T9	Column	None	A36	Typical
968	M880	N552	N569			TWR_RED_HIPDIA_T9	Column	None	A36	Typical

Member Primary Data (Continued)

	Label	I Joint	J Joint	K Joint	Rotate(...	Section/Shape	Type	Design List	Material	Design R...
969	M881	N569	N553			TWR_RED_HIPDIA_T9	Column	None	A36	Typical
970	M799	N480	N470			TWR_RED_HIP_1_T10	Column	None	A36	Typical
971	M800	N465	N455			TWR_RED_HIP_1_T10	Column	None	A36	Typical
972	M801	N485	N495			TWR_RED_HIP_1_T10	Column	None	A36	Typical
973	M806	N447	N500			TWR_RED_HIP_1_T10	Column	None	A36	Typical
974	M1234	N824	N825			TWR_RED_HIP_2_T2	Column	None	A36	Typical
975	M1235	N826	N827			TWR_RED_HIP_2_T2	Column	None	A36	Typical
976	M1236	N828	N829			TWR_RED_HIP_2_T2	Column	None	A36	Typical
977	M1237	N830	N831			TWR_RED_HIP_2_T2	Column	None	A36	Typical
978	M1182	N786	N787			TWR_RED_HIP_2_T3	Column	None	A36	Typical
979	M1183	N788	N789			TWR_RED_HIP_2_T3	Column	None	A36	Typical
980	M1184	N790	N791			TWR_RED_HIP_2_T3	Column	None	A36	Typical
981	M1185	N792	N793			TWR_RED_HIP_2_T3	Column	None	A36	Typical
982	M1130	N748	N749			TWR_RED_HIP_2_T4	Column	None	A36	Typical
983	M1131	N750	N751			TWR_RED_HIP_2_T4	Column	None	A36	Typical
984	M1132	N752	N753			TWR_RED_HIP_2_T4	Column	None	A36	Typical
985	M1133	N754	N755			TWR_RED_HIP_2_T4	Column	None	A36	Typical
986	M1078	N710	N711			TWR_RED_HIP_2_T5	Column	None	A36	Typical
987	M1079	N712	N713			TWR_RED_HIP_2_T5	Column	None	A36	Typical
988	M1080	N714	N715			TWR_RED_HIP_2_T5	Column	None	A36	Typical
989	M1081	N716	N717			TWR_RED_HIP_2_T5	Column	None	A36	Typical
990	M1026	N672	N673			TWR_RED_HIP_2_T6	Column	None	A36	Typical
991	M1027	N674	N675			TWR_RED_HIP_2_T6	Column	None	A36	Typical
992	M1028	N676	N677			TWR_RED_HIP_2_T6	Column	None	A36	Typical
993	M1029	N678	N679			TWR_RED_HIP_2_T6	Column	None	A36	Typical
994	M974	N634	N635			TWR_RED_HIP_2_T7	Column	None	A36	Typical
995	M975	N636	N637			TWR_RED_HIP_2_T7	Column	None	A36	Typical
996	M976	N638	N639			TWR_RED_HIP_2_T7	Column	None	A36	Typical
997	M977	N640	N641			TWR_RED_HIP_2_T7	Column	None	A36	Typical
998	M922	N596	N597			TWR_RED_HIP_2_T8	Column	None	A36	Typical
999	M923	N598	N599			TWR_RED_HIP_2_T8	Column	None	A36	Typical
1000	M924	N600	N601			TWR_RED_HIP_2_T8	Column	None	A36	Typical
1001	M925	N602	N603			TWR_RED_HIP_2_T8	Column	None	A36	Typical
1002	M870	N558	N559			TWR_RED_HIP_2_T9	Column	None	A36	Typical
1003	M871	N560	N561			TWR_RED_HIP_2_T9	Column	None	A36	Typical
1004	M872	N562	N563			TWR_RED_HIP_2_T9	Column	None	A36	Typical
1005	M873	N564	N565			TWR_RED_HIP_2_T9	Column	None	A36	Typical
1006	M802	N482	N474			TWR_RED_HIP_3_T10	Column	None	A36	Typical
1007	M803	N467	N459			TWR_RED_HIP_3_T10	Column	None	A36	Typical
1008	M804	N489	N497			TWR_RED_HIP_3_T10	Column	None	A36	Typical
1009	M805	N502	N451			TWR_RED_HIP_3_T10	Column	None	A36	Typical
1010	M1230	N816	N817			TWR_RED_HIP_T2	Column	None	A36	Typical
1011	M1231	N818	N819			TWR_RED_HIP_T2	Column	None	A36	Typical
1012	M1232	N820	N821			TWR_RED_HIP_T2	Column	None	A36	Typical
1013	M1233	N822	N823			TWR_RED_HIP_T2	Column	None	A36	Typical
1014	M1178	N778	N779			TWR_RED_HIP_T3	Column	None	A36	Typical
1015	M1179	N780	N781			TWR_RED_HIP_T3	Column	None	A36	Typical
1016	M1180	N782	N783			TWR_RED_HIP_T3	Column	None	A36	Typical
1017	M1181	N784	N785			TWR_RED_HIP_T3	Column	None	A36	Typical
1018	M1126	N740	N741			TWR_RED_HIP_T4	Column	None	A36	Typical
1019	M1127	N742	N743			TWR_RED_HIP_T4	Column	None	A36	Typical
1020	M1128	N744	N745			TWR_RED_HIP_T4	Column	None	A36	Typical
1021	M1129	N746	N747			TWR_RED_HIP_T4	Column	None	A36	Typical
1022	M1074	N702	N703			TWR_RED_HIP_T5	Column	None	A36	Typical
1023	M1075	N704	N705			TWR_RED_HIP_T5	Column	None	A36	Typical
1024	M1076	N706	N707			TWR_RED_HIP_T5	Column	None	A36	Typical
1025	M1077	N708	N709			TWR_RED_HIP_T5	Column	None	A36	Typical

Member Primary Data (Continued)

	Label	I Joint	J Joint	K Joint	Rotate(...	Section/Shape	Type	Design List	Material	Design R...
1026	M1022	N664	N665			TWR_RED_HIP_T6	Column	None	A36	Typical
1027	M1023	N666	N667			TWR_RED_HIP_T6	Column	None	A36	Typical
1028	M1024	N668	N669			TWR_RED_HIP_T6	Column	None	A36	Typical
1029	M1025	N670	N671			TWR_RED_HIP_T6	Column	None	A36	Typical
1030	M970	N626	N627			TWR_RED_HIP_T7	Column	None	A36	Typical
1031	M971	N628	N629			TWR_RED_HIP_T7	Column	None	A36	Typical
1032	M972	N630	N631			TWR_RED_HIP_T7	Column	None	A36	Typical
1033	M973	N632	N633			TWR_RED_HIP_T7	Column	None	A36	Typical
1034	M918	N588	N589			TWR_RED_HIP_T8	Column	None	A36	Typical
1035	M919	N590	N591			TWR_RED_HIP_T8	Column	None	A36	Typical
1036	M920	N592	N593			TWR_RED_HIP_T8	Column	None	A36	Typical
1037	M921	N594	N595			TWR_RED_HIP_T8	Column	None	A36	Typical
1038	M866	N550	N551			TWR_RED_HIP_T9	Column	None	A36	Typical
1039	M867	N552	N553			TWR_RED_HIP_T9	Column	None	A36	Typical
1040	M868	N554	N555			TWR_RED_HIP_T9	Column	None	A36	Typical
1041	M869	N556	N557			TWR_RED_HIP_T9	Column	None	A36	Typical
1042	M783	N510	N514			TWR_RED_HORZ_0_T10	Column	None	A36	Typical
1043	M784	N514	N506			TWR_RED_HORZ_0_T10	Column	None	A36	Typical
1044	M785	N512	N516			TWR_RED_HORZ_0_T10	Column	None	A36	Typical
1045	M786	N516	N508			TWR_RED_HORZ_0_T10	Column	None	A36	Typical
1046	M787	N507	N515			TWR_RED_HORZ_0_T10	Column	None	A36	Typical
1047	M788	N515	N511			TWR_RED_HORZ_0_T10	Column	None	A36	Typical
1048	M789	N505	N513			TWR_RED_HORZ_0_T10	Column	None	A36	Typical
1049	M790	N513	N509			TWR_RED_HORZ_0_T10	Column	None	A36	Typical
1050	M1262	N23	N24			TWR_RED_HORZ_2_T1	Beam	None	A36	Typical
1051	M1263	N19	N20			TWR_RED_HORZ_2_T1	Beam	None	A36	Typical
1052	M1264	N15	N16			TWR_RED_HORZ_2_T1	Beam	None	A36	Typical
1053	M1265	N27	N28			TWR_RED_HORZ_2_T1	Beam	None	A36	Typical
1054	M53	N35	N36			TWR_RED_HORZ_2_T2	Beam	None	A36	Typical
1055	M61	N42	N43			TWR_RED_HORZ_2_T2	Beam	None	A36	Typical
1056	M69	N43	N48			TWR_RED_HORZ_2_T2	Beam	None	A36	Typical
1057	M77	N53	N54			TWR_RED_HORZ_2_T2	Beam	None	A36	Typical
1058	M85	N54	N59			TWR_RED_HORZ_2_T2	Beam	None	A36	Typical
1059	M93	N64	N65			TWR_RED_HORZ_2_T2	Beam	None	A36	Typical
1060	M101	N65	N70			TWR_RED_HORZ_2_T2	Beam	None	A36	Typical
1061	M109	N74	N35			TWR_RED_HORZ_2_T2	Beam	None	A36	Typical
1062	M126	N84	N85			TWR_RED_HORZ_2_T3	Beam	None	A36	Typical
1063	M134	N91	N92			TWR_RED_HORZ_2_T3	Beam	None	A36	Typical
1064	M143	N92	N98			TWR_RED_HORZ_2_T3	Beam	None	A36	Typical
1065	M151	N103	N104			TWR_RED_HORZ_2_T3	Beam	None	A36	Typical
1066	M160	N104	N110			TWR_RED_HORZ_2_T3	Beam	None	A36	Typical
1067	M168	N115	N116			TWR_RED_HORZ_2_T3	Beam	None	A36	Typical
1068	M177	N116	N122			TWR_RED_HORZ_2_T3	Beam	None	A36	Typical
1069	M185	N126	N84			TWR_RED_HORZ_2_T3	Beam	None	A36	Typical
1070	M207	N136	N137			TWR_RED_HORZ_2_T4	Beam	None	A36	Typical
1071	M215	N143	N144			TWR_RED_HORZ_2_T4	Beam	None	A36	Typical
1072	M224	N144	N150			TWR_RED_HORZ_2_T4	Beam	None	A36	Typical
1073	M232	N155	N156			TWR_RED_HORZ_2_T4	Beam	None	A36	Typical
1074	M241	N156	N162			TWR_RED_HORZ_2_T4	Beam	None	A36	Typical
1075	M249	N167	N168			TWR_RED_HORZ_2_T4	Beam	None	A36	Typical
1076	M258	N168	N174			TWR_RED_HORZ_2_T4	Beam	None	A36	Typical
1077	M266	N178	N136			TWR_RED_HORZ_2_T4	Beam	None	A36	Typical
1078	M288	N188	N189			TWR_RED_HORZ_2_T5	Beam	None	A36	Typical
1079	M296	N195	N196			TWR_RED_HORZ_2_T5	Beam	None	A36	Typical
1080	M305	N196	N202			TWR_RED_HORZ_2_T5	Beam	None	A36	Typical
1081	M313	N207	N208			TWR_RED_HORZ_2_T5	Beam	None	A36	Typical
1082	M322	N208	N214			TWR_RED_HORZ_2_T5	Beam	None	A36	Typical

Member Primary Data (Continued)

	Label	I Joint	J Joint	K Joint	Rotate(...	Section/Shape	Type	Design List	Material	Design R...
1083	M330	N219	N220			TWR_RED_HORZ_2_T5	Beam	None	A36	Typical
1084	M339	N220	N226			TWR_RED_HORZ_2_T5	Beam	None	A36	Typical
1085	M347	N230	N188			TWR_RED_HORZ_2_T5	Beam	None	A36	Typical
1086	M369	N240	N241			TWR_RED_HORZ_2_T6	Beam	None	A36	Typical
1087	M377	N247	N248			TWR_RED_HORZ_2_T6	Beam	None	A36	Typical
1088	M386	N248	N254			TWR_RED_HORZ_2_T6	Beam	None	A36	Typical
1089	M394	N259	N260			TWR_RED_HORZ_2_T6	Beam	None	A36	Typical
1090	M403	N260	N266			TWR_RED_HORZ_2_T6	Beam	None	A36	Typical
1091	M411	N271	N272			TWR_RED_HORZ_2_T6	Beam	None	A36	Typical
1092	M420	N272	N278			TWR_RED_HORZ_2_T6	Beam	None	A36	Typical
1093	M428	N282	N240			TWR_RED_HORZ_2_T6	Beam	None	A36	Typical
1094	M450	N292	N293			TWR_RED_HORZ_2_T7	Beam	None	A36	Typical
1095	M458	N299	N300			TWR_RED_HORZ_2_T7	Beam	None	A36	Typical
1096	M467	N300	N306			TWR_RED_HORZ_2_T7	Beam	None	A36	Typical
1097	M475	N311	N312			TWR_RED_HORZ_2_T7	Beam	None	A36	Typical
1098	M484	N312	N318			TWR_RED_HORZ_2_T7	Beam	None	A36	Typical
1099	M492	N323	N324			TWR_RED_HORZ_2_T7	Beam	None	A36	Typical
1100	M501	N324	N330			TWR_RED_HORZ_2_T7	Beam	None	A36	Typical
1101	M509	N334	N292			TWR_RED_HORZ_2_T7	Beam	None	A36	Typical
1102	M531	N344	N345			TWR_RED_HORZ_2_T8	Beam	None	A36	Typical
1103	M539	N351	N352			TWR_RED_HORZ_2_T8	Beam	None	A36	Typical
1104	M548	N352	N358			TWR_RED_HORZ_2_T8	Beam	None	A36	Typical
1105	M556	N363	N364			TWR_RED_HORZ_2_T8	Beam	None	A36	Typical
1106	M565	N364	N370			TWR_RED_HORZ_2_T8	Beam	None	A36	Typical
1107	M573	N375	N376			TWR_RED_HORZ_2_T8	Beam	None	A36	Typical
1108	M582	N376	N382			TWR_RED_HORZ_2_T8	Beam	None	A36	Typical
1109	M590	N386	N344			TWR_RED_HORZ_2_T8	Beam	None	A36	Typical
1110	M612	N396	N397			TWR_RED_HORZ_2_T9	Beam	None	A36	Typical
1111	M620	N403	N404			TWR_RED_HORZ_2_T9	Beam	None	A36	Typical
1112	M629	N404	N410			TWR_RED_HORZ_2_T9	Beam	None	A36	Typical
1113	M637	N415	N416			TWR_RED_HORZ_2_T9	Beam	None	A36	Typical
1114	M646	N416	N422			TWR_RED_HORZ_2_T9	Beam	None	A36	Typical
1115	M654	N427	N428			TWR_RED_HORZ_2_T9	Beam	None	A36	Typical
1116	M663	N428	N434			TWR_RED_HORZ_2_T9	Beam	None	A36	Typical
1117	M671	N438	N396			TWR_RED_HORZ_2_T9	Beam	None	A36	Typical
1118	M693	N448	N449		357.328	TWR_RED_HORZ_2_T10	Beam	None	A36	Typical
1119	M703	N457	N458		357.328	TWR_RED_HORZ_2_T10	Beam	None	A36	Typical
1120	M714	N458	N466		357.328	TWR_RED_HORZ_2_T10	Beam	None	A36	Typical
1121	M724	N472	N473		357.328	TWR_RED_HORZ_2_T10	Beam	None	A36	Typical
1122	M735	N473	N481		357.328	TWR_RED_HORZ_2_T10	Beam	None	A36	Typical
1123	M745	N487	N488		357.328	TWR_RED_HORZ_2_T10	Beam	None	A36	Typical
1124	M756	N488	N496		357.328	TWR_RED_HORZ_2_T10	Beam	None	A36	Typical
1125	M766	N501	N448		357.328	TWR_RED_HORZ_2_T10	Beam	None	A36	Typical
1126	M1290	N848	N849			TWR_RED_HORZ_3_T1	Beam	None	A36	Typical
1127	M1291	N850	N851			TWR_RED_HORZ_3_T1	Beam	None	A36	Typical
1128	M1292	N852	N853			TWR_RED_HORZ_3_T1	Beam	None	A36	Typical
1129	M1293	N854	N855			TWR_RED_HORZ_3_T1	Beam	None	A36	Typical
1130	M1294	N856	N857			TWR_RED_HORZ_3_T1	Beam	None	A36	Typical
1131	M1295	N858	N859			TWR_RED_HORZ_3_T1	Beam	None	A36	Typical
1132	M1296	N860	N861			TWR_RED_HORZ_3_T1	Beam	None	A36	Typical
1133	M1297	N862	N863			TWR_RED_HORZ_3_T1	Beam	None	A36	Typical
1134	M55	N37	N38			TWR_RED_HORZ_3_T2	Beam	None	A36	Typical
1135	M63	N44	N45			TWR_RED_HORZ_3_T2	Beam	None	A36	Typical
1136	M71	N45	N49			TWR_RED_HORZ_3_T2	Beam	None	A36	Typical
1137	M79	N55	N56			TWR_RED_HORZ_3_T2	Beam	None	A36	Typical
1138	M87	N56	N60			TWR_RED_HORZ_3_T2	Beam	None	A36	Typical
1139	M95	N66	N67			TWR_RED_HORZ_3_T2	Beam	None	A36	Typical

Member Primary Data (Continued)

	Label	I Joint	J Joint	K Joint	Rotate(...	Section/Shape	Type	Design List	Material	Design R...
1140	M103	N67	N71			TWR_RED_HORZ_3_T2	Beam	None	A36	Typical
1141	M111	N75	N37			TWR_RED_HORZ_3_T2	Beam	None	A36	Typical
1142	M128	N86	N87			TWR_RED_HORZ_3_T3	Beam	None	A36	Typical
1143	M136	N93	N94			TWR_RED_HORZ_3_T3	Beam	None	A36	Typical
1144	M145	N94	N99			TWR_RED_HORZ_3_T3	Beam	None	A36	Typical
1145	M153	N105	N106			TWR_RED_HORZ_3_T3	Beam	None	A36	Typical
1146	M162	N106	N111			TWR_RED_HORZ_3_T3	Beam	None	A36	Typical
1147	M170	N117	N118			TWR_RED_HORZ_3_T3	Beam	None	A36	Typical
1148	M179	N118	N123			TWR_RED_HORZ_3_T3	Beam	None	A36	Typical
1149	M187	N127	N86			TWR_RED_HORZ_3_T3	Beam	None	A36	Typical
1150	M209	N138	N139			TWR_RED_HORZ_3_T4	Beam	None	A36	Typical
1151	M217	N145	N146			TWR_RED_HORZ_3_T4	Beam	None	A36	Typical
1152	M226	N146	N151			TWR_RED_HORZ_3_T4	Beam	None	A36	Typical
1153	M234	N157	N158			TWR_RED_HORZ_3_T4	Beam	None	A36	Typical
1154	M243	N158	N163			TWR_RED_HORZ_3_T4	Beam	None	A36	Typical
1155	M251	N169	N170			TWR_RED_HORZ_3_T4	Beam	None	A36	Typical
1156	M260	N170	N175			TWR_RED_HORZ_3_T4	Beam	None	A36	Typical
1157	M268	N179	N138			TWR_RED_HORZ_3_T4	Beam	None	A36	Typical
1158	M290	N190	N191			TWR_RED_HORZ_3_T5	Beam	None	A36	Typical
1159	M298	N197	N198			TWR_RED_HORZ_3_T5	Beam	None	A36	Typical
1160	M307	N198	N203			TWR_RED_HORZ_3_T5	Beam	None	A36	Typical
1161	M315	N209	N210			TWR_RED_HORZ_3_T5	Beam	None	A36	Typical
1162	M324	N210	N215			TWR_RED_HORZ_3_T5	Beam	None	A36	Typical
1163	M332	N221	N222			TWR_RED_HORZ_3_T5	Beam	None	A36	Typical
1164	M341	N222	N227			TWR_RED_HORZ_3_T5	Beam	None	A36	Typical
1165	M349	N231	N190			TWR_RED_HORZ_3_T5	Beam	None	A36	Typical
1166	M371	N242	N243			TWR_RED_HORZ_3_T6	Beam	None	A36	Typical
1167	M379	N249	N250			TWR_RED_HORZ_3_T6	Beam	None	A36	Typical
1168	M388	N250	N255			TWR_RED_HORZ_3_T6	Beam	None	A36	Typical
1169	M396	N261	N262			TWR_RED_HORZ_3_T6	Beam	None	A36	Typical
1170	M405	N262	N267			TWR_RED_HORZ_3_T6	Beam	None	A36	Typical
1171	M413	N273	N274			TWR_RED_HORZ_3_T6	Beam	None	A36	Typical
1172	M422	N274	N279			TWR_RED_HORZ_3_T6	Beam	None	A36	Typical
1173	M430	N283	N242			TWR_RED_HORZ_3_T6	Beam	None	A36	Typical
1174	M452	N294	N295			TWR_RED_HORZ_3_T7	Beam	None	A36	Typical
1175	M460	N301	N302			TWR_RED_HORZ_3_T7	Beam	None	A36	Typical
1176	M469	N302	N307			TWR_RED_HORZ_3_T7	Beam	None	A36	Typical
1177	M477	N313	N314			TWR_RED_HORZ_3_T7	Beam	None	A36	Typical
1178	M486	N314	N319			TWR_RED_HORZ_3_T7	Beam	None	A36	Typical
1179	M494	N325	N326			TWR_RED_HORZ_3_T7	Beam	None	A36	Typical
1180	M503	N326	N331			TWR_RED_HORZ_3_T7	Beam	None	A36	Typical
1181	M511	N335	N294			TWR_RED_HORZ_3_T7	Beam	None	A36	Typical
1182	M533	N346	N347			TWR_RED_HORZ_3_T8	Beam	None	A36	Typical
1183	M541	N353	N354			TWR_RED_HORZ_3_T8	Beam	None	A36	Typical
1184	M550	N354	N359			TWR_RED_HORZ_3_T8	Beam	None	A36	Typical
1185	M558	N365	N366			TWR_RED_HORZ_3_T8	Beam	None	A36	Typical
1186	M567	N366	N371			TWR_RED_HORZ_3_T8	Beam	None	A36	Typical
1187	M575	N377	N378			TWR_RED_HORZ_3_T8	Beam	None	A36	Typical
1188	M584	N378	N383			TWR_RED_HORZ_3_T8	Beam	None	A36	Typical
1189	M592	N387	N346			TWR_RED_HORZ_3_T8	Beam	None	A36	Typical
1190	M614	N398	N399			TWR_RED_HORZ_3_T9	Beam	None	A36	Typical
1191	M622	N405	N406			TWR_RED_HORZ_3_T9	Beam	None	A36	Typical
1192	M631	N406	N411			TWR_RED_HORZ_3_T9	Beam	None	A36	Typical
1193	M639	N417	N418			TWR_RED_HORZ_3_T9	Beam	None	A36	Typical
1194	M648	N418	N423			TWR_RED_HORZ_3_T9	Beam	None	A36	Typical
1195	M656	N429	N430			TWR_RED_HORZ_3_T9	Beam	None	A36	Typical
1196	M665	N430	N435			TWR_RED_HORZ_3_T9	Beam	None	A36	Typical

Member Primary Data (Continued)

	Label	I Joint	J Joint	K Joint	Rotate(...	Section/Shape	Type	Design List	Material	Design R...
1197	M673	N439	N398			TWR_RED_HORZ_3_T9	Beam	None	A36	Typical
1198	M695	N450	N451		357.328	TWR_RED_HORZ_3_T10	Beam	None	A36	Typical
1199	M705	N459	N460		357.328	TWR_RED_HORZ_3_T10	Beam	None	A36	Typical
1200	M716	N460	N467		357.328	TWR_RED_HORZ_3_T10	Beam	None	A36	Typical
1201	M726	N474	N475		357.328	TWR_RED_HORZ_3_T10	Beam	None	A36	Typical
1202	M737	N475	N482		357.328	TWR_RED_HORZ_3_T10	Beam	None	A36	Typical
1203	M747	N489	N490		357.328	TWR_RED_HORZ_3_T10	Beam	None	A36	Typical
1204	M758	N490	N497		357.328	TWR_RED_HORZ_3_T10	Beam	None	A36	Typical
1205	M768	N502	N450		357.328	TWR_RED_HORZ_3_T10	Beam	None	A36	Typical
1206	M1298	N851	N864			TWR_RED_HORZ_4_T1	Beam	None	A36	Typical
1207	M1299	N864	N863			TWR_RED_HORZ_4_T1	Beam	None	A36	Typical
1208	M1300	N860	N865			TWR_RED_HORZ_4_T1	Beam	None	A36	Typical
1209	M1301	N865	N859			TWR_RED_HORZ_4_T1	Beam	None	A36	Typical
1210	M1302	N848	N866			TWR_RED_HORZ_4_T1	Beam	None	A36	Typical
1211	M1303	N866	N852			TWR_RED_HORZ_4_T1	Beam	None	A36	Typical
1212	M1304	N855	N867			TWR_RED_HORZ_4_T1	Beam	None	A36	Typical
1213	M1305	N867	N856			TWR_RED_HORZ_4_T1	Beam	None	A36	Typical
1214	M1306	N853	N854			TWR_RED_HORZ_4_T1	Beam	None	A36	Typical
1215	M1307	N849	N850			TWR_RED_HORZ_4_T1	Beam	None	A36	Typical
1216	M1308	N862	N861			TWR_RED_HORZ_4_T1	Beam	None	A36	Typical
1217	M1309	N858	N857			TWR_RED_HORZ_4_T1	Beam	None	A36	Typical
1218	M697	N452	N453		357.328	TWR_RED_HORZ_4_T10	Beam	None	A36	Typical
1219	M707	N461	N462		357.328	TWR_RED_HORZ_4_T10	Beam	None	A36	Typical
1220	M718	N462	N468		357.328	TWR_RED_HORZ_4_T10	Beam	None	A36	Typical
1221	M728	N476	N477		357.328	TWR_RED_HORZ_4_T10	Beam	None	A36	Typical
1222	M739	N477	N483		357.328	TWR_RED_HORZ_4_T10	Beam	None	A36	Typical
1223	M749	N491	N492		357.328	TWR_RED_HORZ_4_T10	Beam	None	A36	Typical
1224	M760	N492	N498		357.328	TWR_RED_HORZ_4_T10	Beam	None	A36	Typical
1225	M770	N503	N452		357.328	TWR_RED_HORZ_4_T10	Beam	None	A36	Typical
1226	M16	N14	N15			TWR_RED_HORZ_T1	Beam	None	A36	Typical
1227	M19	N16	N17			TWR_RED_HORZ_T1	Beam	None	A36	Typical
1228	M23	N17	N19			TWR_RED_HORZ_T1	Beam	None	A36	Typical
1229	M26	N20	N21			TWR_RED_HORZ_T1	Beam	None	A36	Typical
1230	M30	N21	N23			TWR_RED_HORZ_T1	Beam	None	A36	Typical
1231	M33	N24	N25			TWR_RED_HORZ_T1	Beam	None	A36	Typical
1232	M37	N25	N27			TWR_RED_HORZ_T1	Beam	None	A36	Typical
1233	M40	N28	N14			TWR_RED_HORZ_T1	Beam	None	A36	Typical
1234	M52	N33	N34			TWR_RED_HORZ_T2	Beam	None	A36	Typical
1235	M60	N40	N41			TWR_RED_HORZ_T2	Beam	None	A36	Typical
1236	M68	N41	N47			TWR_RED_HORZ_T2	Beam	None	A36	Typical
1237	M76	N51	N52			TWR_RED_HORZ_T2	Beam	None	A36	Typical
1238	M84	N52	N58			TWR_RED_HORZ_T2	Beam	None	A36	Typical
1239	M92	N62	N63			TWR_RED_HORZ_T2	Beam	None	A36	Typical
1240	M100	N63	N69			TWR_RED_HORZ_T2	Beam	None	A36	Typical
1241	M108	N73	N33			TWR_RED_HORZ_T2	Beam	None	A36	Typical
1242	M125	N82	N83			TWR_RED_HORZ_T3	Beam	None	A36	Typical
1243	M133	N89	N90			TWR_RED_HORZ_T3	Beam	None	A36	Typical
1244	M142	N90	N97			TWR_RED_HORZ_T3	Beam	None	A36	Typical
1245	M150	N101	N102			TWR_RED_HORZ_T3	Beam	None	A36	Typical
1246	M159	N102	N109			TWR_RED_HORZ_T3	Beam	None	A36	Typical
1247	M167	N113	N114			TWR_RED_HORZ_T3	Beam	None	A36	Typical
1248	M176	N114	N121			TWR_RED_HORZ_T3	Beam	None	A36	Typical
1249	M184	N125	N82			TWR_RED_HORZ_T3	Beam	None	A36	Typical
1250	M206	N134	N135			TWR_RED_HORZ_T4	Beam	None	A36	Typical
1251	M214	N141	N142			TWR_RED_HORZ_T4	Beam	None	A36	Typical
1252	M223	N142	N149			TWR_RED_HORZ_T4	Beam	None	A36	Typical
1253	M231	N153	N154			TWR_RED_HORZ_T4	Beam	None	A36	Typical

Member Primary Data (Continued)

	Label	I Joint	J Joint	K Joint	Rotate(...	Section/Shape	Type	Design List	Material	Design R...
1254	M240	N154	N161			TWR_RED_HORZ_T4	Beam	None	A36	Typical
1255	M248	N165	N166			TWR_RED_HORZ_T4	Beam	None	A36	Typical
1256	M257	N166	N173			TWR_RED_HORZ_T4	Beam	None	A36	Typical
1257	M265	N177	N134			TWR_RED_HORZ_T4	Beam	None	A36	Typical
1258	M287	N186	N187			TWR_RED_HORZ_T5	Beam	None	A36	Typical
1259	M295	N193	N194			TWR_RED_HORZ_T5	Beam	None	A36	Typical
1260	M304	N194	N201			TWR_RED_HORZ_T5	Beam	None	A36	Typical
1261	M312	N205	N206			TWR_RED_HORZ_T5	Beam	None	A36	Typical
1262	M321	N206	N213			TWR_RED_HORZ_T5	Beam	None	A36	Typical
1263	M329	N217	N218			TWR_RED_HORZ_T5	Beam	None	A36	Typical
1264	M338	N218	N225			TWR_RED_HORZ_T5	Beam	None	A36	Typical
1265	M346	N229	N186			TWR_RED_HORZ_T5	Beam	None	A36	Typical
1266	M368	N238	N239			TWR_RED_HORZ_T6	Beam	None	A36	Typical
1267	M376	N245	N246			TWR_RED_HORZ_T6	Beam	None	A36	Typical
1268	M385	N246	N253			TWR_RED_HORZ_T6	Beam	None	A36	Typical
1269	M393	N257	N258			TWR_RED_HORZ_T6	Beam	None	A36	Typical
1270	M402	N258	N265			TWR_RED_HORZ_T6	Beam	None	A36	Typical
1271	M410	N269	N270			TWR_RED_HORZ_T6	Beam	None	A36	Typical
1272	M419	N270	N277			TWR_RED_HORZ_T6	Beam	None	A36	Typical
1273	M427	N281	N238			TWR_RED_HORZ_T6	Beam	None	A36	Typical
1274	M449	N290	N291			TWR_RED_HORZ_T7	Beam	None	A36	Typical
1275	M457	N297	N298			TWR_RED_HORZ_T7	Beam	None	A36	Typical
1276	M466	N298	N305			TWR_RED_HORZ_T7	Beam	None	A36	Typical
1277	M474	N309	N310			TWR_RED_HORZ_T7	Beam	None	A36	Typical
1278	M483	N310	N317			TWR_RED_HORZ_T7	Beam	None	A36	Typical
1279	M491	N321	N322			TWR_RED_HORZ_T7	Beam	None	A36	Typical
1280	M500	N322	N329			TWR_RED_HORZ_T7	Beam	None	A36	Typical
1281	M508	N333	N290			TWR_RED_HORZ_T7	Beam	None	A36	Typical
1282	M530	N342	N343			TWR_RED_HORZ_T8	Beam	None	A36	Typical
1283	M538	N349	N350			TWR_RED_HORZ_T8	Beam	None	A36	Typical
1284	M547	N350	N357			TWR_RED_HORZ_T8	Beam	None	A36	Typical
1285	M555	N361	N362			TWR_RED_HORZ_T8	Beam	None	A36	Typical
1286	M564	N362	N369			TWR_RED_HORZ_T8	Beam	None	A36	Typical
1287	M572	N373	N374			TWR_RED_HORZ_T8	Beam	None	A36	Typical
1288	M581	N374	N381			TWR_RED_HORZ_T8	Beam	None	A36	Typical
1289	M589	N385	N342			TWR_RED_HORZ_T8	Beam	None	A36	Typical
1290	M611	N394	N395			TWR_RED_HORZ_T9	Beam	None	A36	Typical
1291	M619	N401	N402			TWR_RED_HORZ_T9	Beam	None	A36	Typical
1292	M628	N402	N409			TWR_RED_HORZ_T9	Beam	None	A36	Typical
1293	M636	N413	N414			TWR_RED_HORZ_T9	Beam	None	A36	Typical
1294	M645	N414	N421			TWR_RED_HORZ_T9	Beam	None	A36	Typical
1295	M653	N425	N426			TWR_RED_HORZ_T9	Beam	None	A36	Typical
1296	M662	N426	N433			TWR_RED_HORZ_T9	Beam	None	A36	Typical
1297	M670	N437	N394			TWR_RED_HORZ_T9	Beam	None	A36	Typical
1298	M692	N446	N447		357.328	TWR_RED_HORZ_T10	Beam	None	A36	Typical
1299	M702	N455	N456		357.328	TWR_RED_HORZ_T10	Beam	None	A36	Typical
1300	M713	N456	N465		357.328	TWR_RED_HORZ_T10	Beam	None	A36	Typical
1301	M723	N470	N471		357.328	TWR_RED_HORZ_T10	Beam	None	A36	Typical
1302	M734	N471	N480		357.328	TWR_RED_HORZ_T10	Beam	None	A36	Typical
1303	M744	N485	N486		357.328	TWR_RED_HORZ_T10	Beam	None	A36	Typical
1304	M755	N486	N495		357.328	TWR_RED_HORZ_T10	Beam	None	A36	Typical
1305	M765	N500	N446		357.328	TWR_RED_HORZ_T10	Beam	None	A36	Typical
1306	M5	N1	N3			TWR_TOP_GIRT_T1	Beam	None	A36	Typical
1307	M6	N3	N5			TWR_TOP_GIRT_T1	Beam	None	A36	Typical
1308	M7	N5	N7			TWR_TOP_GIRT_T1	Beam	None	A36	Typical
1309	M8	N7	N1			TWR_TOP_GIRT_T1	Beam	None	A36	Typical

Hot Rolled Steel Design Parameters

	Label	Shape	Length[...	Lbyy[ft]	Lbzz[ft]	Lcomp to...	Lcomp bo...	L-torq...	Kyy	Kzz	Cb	Funct...
1	M1274	TWR_DIAG_OUTER_T1	18.039	18.039	18.039	18.039	18.039	18.039	1.04	1		Lateral
2	M1275	TWR_DIAG_OUTER_T1	18.039	18.039	18.039	18.039	18.039	18.039	1.04	1		Lateral
3	M1276	TWR_DIAG_OUTER_T1	18.039	18.039	18.039	18.039	18.039	18.039	1.04	1		Lateral
4	M1277	TWR_DIAG_OUTER_T1	18.039	18.039	18.039	18.039	18.039	18.039	1.04	1		Lateral
5	M1278	TWR_DIAG_OUTER_T1	18.039	18.039	18.039	18.039	18.039	18.039	1.04	1		Lateral
6	M1279	TWR_DIAG_OUTER_T1	18.039	18.039	18.039	18.039	18.039	18.039	1.04	1		Lateral
7	M1280	TWR_DIAG_OUTER_T1	18.039	18.039	18.039	18.039	18.039	18.039	1.04	1		Lateral
8	M1281	TWR_DIAG_OUTER_T1	18.039	18.039	18.039	18.039	18.039	18.039	1.04	1		Lateral
9	M1282	TWR_DIAG_OUTER_T1	15.569	15.569	15.569	15.569	15.569	15.569	1.05	1		Lateral
10	M1283	TWR_DIAG_OUTER_T1	15.569	15.569	15.569	15.569	15.569	15.569	1.05	1		Lateral
11	M1284	TWR_DIAG_OUTER_T1	15.569	15.569	15.569	15.569	15.569	15.569	1.05	1		Lateral
12	M1285	TWR_DIAG_OUTER_T1	15.569	15.569	15.569	15.569	15.569	15.569	1.05	1		Lateral
13	M1286	TWR_DIAG_OUTER_T1	15.569	15.569	15.569	15.569	15.569	15.569	1.05	1		Lateral
14	M1287	TWR_DIAG_OUTER_T1	15.569	15.569	15.569	15.569	15.569	15.569	1.05	1		Lateral
15	M1288	TWR_DIAG_OUTER_T1	15.569	15.569	15.569	15.569	15.569	15.569	1.05	1		Lateral
16	M1289	TWR_DIAG_OUTER_T1	15.569	15.569	15.569	15.569	15.569	15.569	1.05	1		Lateral
17	M15	TWR_DIAG_T1	18.298	18.298	18.298	18.298	18.298	18.298	1.05	1		Lateral
18	M18	TWR_DIAG_T1	18.298	18.298	18.298	18.298	18.298	18.298	1.05	1		Lateral
19	M22	TWR_DIAG_T1	18.298	18.298	18.298	18.298	18.298	18.298	1.05	1		Lateral
20	M25	TWR_DIAG_T1	18.298	18.298	18.298	18.298	18.298	18.298	1.05	1		Lateral
21	M29	TWR_DIAG_T1	18.298	18.298	18.298	18.298	18.298	18.298	1.05	1		Lateral
22	M32	TWR_DIAG_T1	18.298	18.298	18.298	18.298	18.298	18.298	1.05	1		Lateral
23	M36	TWR_DIAG_T1	18.298	18.298	18.298	18.298	18.298	18.298	1.05	1		Lateral
24	M39	TWR_DIAG_T1	18.298	18.298	18.298	18.298	18.298	18.298	1.05	1		Lateral
25	M51	TWR_DIAG_T2	30.093	10.031	7.523	7.523	7.523	7.523	1.09	1		Lateral
26	M59	TWR_DIAG_T2	30.093	10.031	7.523	7.523	7.523	7.523	1.09	1		Lateral
27	M67	TWR_DIAG_T2	30.093	10.031	7.523	7.523	7.523	7.523	1.09	1		Lateral
28	M75	TWR_DIAG_T2	30.093	10.031	7.523	7.523	7.523	7.523	1.09	1		Lateral
29	M83	TWR_DIAG_T2	30.093	10.031	7.523	7.523	7.523	7.523	1.09	1		Lateral
30	M91	TWR_DIAG_T2	30.093	10.031	7.523	7.523	7.523	7.523	1.09	1		Lateral
31	M99	TWR_DIAG_T2	30.093	10.031	7.523	7.523	7.523	7.523	1.09	1		Lateral
32	M107	TWR_DIAG_T2	30.093	10.031	7.523	7.523	7.523	7.523	1.09	1		Lateral
33	M124	TWR_DIAG_T3	30.093	10.031	7.523	7.523	7.523	7.523	1.09	1		Lateral
34	M132	TWR_DIAG_T3	30.093	10.031	7.523	7.523	7.523	7.523	1.09	1		Lateral
35	M141	TWR_DIAG_T3	30.093	10.031	7.523	7.523	7.523	7.523	1.09	1		Lateral
36	M149	TWR_DIAG_T3	30.093	10.031	7.523	7.523	7.523	7.523	1.09	1		Lateral
37	M158	TWR_DIAG_T3	30.093	10.031	7.523	7.523	7.523	7.523	1.09	1		Lateral
38	M166	TWR_DIAG_T3	30.093	10.031	7.523	7.523	7.523	7.523	1.09	1		Lateral
39	M175	TWR_DIAG_T3	30.093	10.031	7.523	7.523	7.523	7.523	1.09	1		Lateral
40	M183	TWR_DIAG_T3	30.093	10.031	7.523	7.523	7.523	7.523	1.09	1		Lateral
41	M205	TWR_DIAG_T4	30.093	10.031	7.523	7.523	7.523	7.523	1.1	1		Lateral
42	M213	TWR_DIAG_T4	30.093	10.031	7.523	7.523	7.523	7.523	1.1	1		Lateral
43	M222	TWR_DIAG_T4	30.093	10.031	7.523	7.523	7.523	7.523	1.1	1		Lateral
44	M230	TWR_DIAG_T4	30.093	10.031	7.523	7.523	7.523	7.523	1.1	1		Lateral
45	M239	TWR_DIAG_T4	30.093	10.031	7.523	7.523	7.523	7.523	1.1	1		Lateral
46	M247	TWR_DIAG_T4	30.093	10.031	7.523	7.523	7.523	7.523	1.1	1		Lateral
47	M256	TWR_DIAG_T4	30.093	10.031	7.523	7.523	7.523	7.523	1.1	1		Lateral
48	M264	TWR_DIAG_T4	30.093	10.031	7.523	7.523	7.523	7.523	1.1	1		Lateral
49	M286	TWR_DIAG_T5	30.093	10.031	7.523	7.523	7.523	7.523	1.1	1		Lateral
50	M294	TWR_DIAG_T5	30.093	10.031	7.523	7.523	7.523	7.523	1.1	1		Lateral
51	M303	TWR_DIAG_T5	30.093	10.031	7.523	7.523	7.523	7.523	1.1	1		Lateral
52	M311	TWR_DIAG_T5	30.093	10.031	7.523	7.523	7.523	7.523	1.1	1		Lateral
53	M320	TWR_DIAG_T5	30.093	10.031	7.523	7.523	7.523	7.523	1.1	1		Lateral
54	M328	TWR_DIAG_T5	30.093	10.031	7.523	7.523	7.523	7.523	1.1	1		Lateral
55	M337	TWR_DIAG_T5	30.093	10.031	7.523	7.523	7.523	7.523	1.1	1		Lateral
56	M345	TWR_DIAG_T5	30.093	10.031	7.523	7.523	7.523	7.523	1.1	1		Lateral

Hot Rolled Steel Design Parameters (Continued)

	Label	Shape	Length[...	Lbyy[ft]	Lbzz[ft]	Lcomp to...	Lcomp bo...	L-torq...	Kyy	Kzz	Cb	Funct...
57	M367	TWR_DIAG_T6	30.093	10.031	7.523	7.523	7.523	7.523	1.08	1		Lateral
58	M375	TWR_DIAG_T6	30.093	10.031	7.523	7.523	7.523	7.523	1.08	1		Lateral
59	M384	TWR_DIAG_T6	30.093	10.031	7.523	7.523	7.523	7.523	1.08	1		Lateral
60	M392	TWR_DIAG_T6	30.093	10.031	7.523	7.523	7.523	7.523	1.08	1		Lateral
61	M401	TWR_DIAG_T6	30.093	10.031	7.523	7.523	7.523	7.523	1.08	1		Lateral
62	M409	TWR_DIAG_T6	30.093	10.031	7.523	7.523	7.523	7.523	1.08	1		Lateral
63	M418	TWR_DIAG_T6	30.093	10.031	7.523	7.523	7.523	7.523	1.08	1		Lateral
64	M426	TWR_DIAG_T6	30.093	10.031	7.523	7.523	7.523	7.523	1.08	1		Lateral
65	M448	TWR_DIAG_T7	30.093	10.031	7.523	7.523	7.523	7.523	1.08	1		Lateral
66	M456	TWR_DIAG_T7	30.093	10.031	7.523	7.523	7.523	7.523	1.08	1		Lateral
67	M465	TWR_DIAG_T7	30.093	10.031	7.523	7.523	7.523	7.523	1.08	1		Lateral
68	M473	TWR_DIAG_T7	30.093	10.031	7.523	7.523	7.523	7.523	1.08	1		Lateral
69	M482	TWR_DIAG_T7	30.093	10.031	7.523	7.523	7.523	7.523	1.08	1		Lateral
70	M490	TWR_DIAG_T7	30.093	10.031	7.523	7.523	7.523	7.523	1.08	1		Lateral
71	M499	TWR_DIAG_T7	30.093	10.031	7.523	7.523	7.523	7.523	1.08	1		Lateral
72	M507	TWR_DIAG_T7	30.093	10.031	7.523	7.523	7.523	7.523	1.08	1		Lateral
73	M529	TWR_DIAG_T8	30.093	10.031	7.523	7.523	7.523	7.523	1.08	1		Lateral
74	M537	TWR_DIAG_T8	30.093	10.031	7.523	7.523	7.523	7.523	1.08	1		Lateral
75	M546	TWR_DIAG_T8	30.093	10.031	7.523	7.523	7.523	7.523	1.08	1		Lateral
76	M554	TWR_DIAG_T8	30.093	10.031	7.523	7.523	7.523	7.523	1.08	1		Lateral
77	M563	TWR_DIAG_T8	30.093	10.031	7.523	7.523	7.523	7.523	1.08	1		Lateral
78	M571	TWR_DIAG_T8	30.093	10.031	7.523	7.523	7.523	7.523	1.08	1		Lateral
79	M580	TWR_DIAG_T8	30.093	10.031	7.523	7.523	7.523	7.523	1.08	1		Lateral
80	M588	TWR_DIAG_T8	30.093	10.031	7.523	7.523	7.523	7.523	1.08	1		Lateral
81	M610	TWR_DIAG_T9	30.093	10.031	7.523	7.523	7.523	7.523	1.08	1		Lateral
82	M618	TWR_DIAG_T9	30.093	10.031	7.523	7.523	7.523	7.523	1.08	1		Lateral
83	M627	TWR_DIAG_T9	30.093	10.031	7.523	7.523	7.523	7.523	1.08	1		Lateral
84	M635	TWR_DIAG_T9	30.093	10.031	7.523	7.523	7.523	7.523	1.08	1		Lateral
85	M644	TWR_DIAG_T9	30.093	10.031	7.523	7.523	7.523	7.523	1.08	1		Lateral
86	M652	TWR_DIAG_T9	30.093	10.031	7.523	7.523	7.523	7.523	1.08	1		Lateral
87	M661	TWR_DIAG_T9	30.093	10.031	7.523	7.523	7.523	7.523	1.08	1		Lateral
88	M669	TWR_DIAG_T9	30.093	10.031	7.523	7.523	7.523	7.523	1.08	1		Lateral
89	M691	TWR_DIAG_T10	41.787	13.929	6.965	6.965	6.965	6.965	1.02	1		Lateral
90	M701	TWR_DIAG_T10	41.787	13.929	6.965	6.965	6.965	6.965	1.02	1		Lateral
91	M712	TWR_DIAG_T10	41.451	13.817	6.909	6.909	6.909	6.909	1.02	1		Lateral
92	M722	TWR_DIAG_T10	41.451	13.817	6.909	6.909	6.909	6.909	1.02	1		Lateral
93	M733	TWR_DIAG_T10	41.787	13.929	6.965	6.965	6.965	6.965	1.02	1		Lateral
94	M743	TWR_DIAG_T10	41.787	13.929	6.965	6.965	6.965	6.965	1.02	1		Lateral
95	M754	TWR_DIAG_T10	41.451	13.817	6.909	6.909	6.909	6.909	1.02	1		Lateral
96	M764	TWR_DIAG_T10	41.451	13.817	6.909	6.909	6.909	6.909	1.02	1		Lateral
97	M1270	TWR_HORZ_OUTER_T1	41.5	8.75	20.75	20.75	20.75	20.75	1	1		Lateral
98	M1271	TWR_HORZ_OUTER_T1	41.5	8.75	20.75	20.75	20.75	20.75	1	1		Lateral
99	M1272	TWR_HORZ_OUTER_T1	41.5	8.75	20.75	20.75	20.75	20.75	1	1		Lateral
100	M1273	TWR_HORZ_OUTER_T1	41.5	8.75	20.75	20.75	20.75	20.75	1	1		Lateral
101	M123	TWR_HORZ_T3	33.5	8.375	8.375	8.375	8.375	8.375	1.12	1		Lateral
102	M140	TWR_HORZ_T3	33.5	8.375	8.375	8.375	8.375	8.375	1.12	1		Lateral
103	M157	TWR_HORZ_T3	33.5	8.375	8.375	8.375	8.375	8.375	1.12	1		Lateral
104	M174	TWR_HORZ_T3	33.5	8.375	8.375	8.375	8.375	8.375	1.12	1		Lateral
105	M204	TWR_HORZ_T4	33.5	8.375	8.375	8.375	8.375	8.375	1.12	1		Lateral
106	M221	TWR_HORZ_T4	33.5	8.375	8.375	8.375	8.375	8.375	1.12	1		Lateral
107	M238	TWR_HORZ_T4	33.5	8.375	8.375	8.375	8.375	8.375	1.12	1		Lateral
108	M255	TWR_HORZ_T4	33.5	8.375	8.375	8.375	8.375	8.375	1.12	1		Lateral
109	M285	TWR_HORZ_T5	33.5	8.375	8.375	8.375	8.375	8.375	1.12	1		Lateral
110	M302	TWR_HORZ_T5	33.5	8.375	8.375	8.375	8.375	8.375	1.12	1		Lateral
111	M319	TWR_HORZ_T5	33.5	8.375	8.375	8.375	8.375	8.375	1.12	1		Lateral
112	M336	TWR_HORZ_T5	33.5	8.375	8.375	8.375	8.375	8.375	1.12	1		Lateral
113	M366	TWR_HORZ_T6	33.5	8.375	8.375	8.375	8.375	8.375	1.13	1		Lateral

Hot Rolled Steel Design Parameters (Continued)

	Label	Shape	Length[...	Lbyy[ft]	Lbzz[ft]	Lcomp to...	Lcomp bo...	L-torq...	Kyy	Kzz	Cb	Funct...
114	M383	TWR_HORZ_T6	33.5	8.375	8.375	8.375	8.375	8.375	1.13	1		Lateral
115	M400	TWR_HORZ_T6	33.5	8.375	8.375	8.375	8.375	8.375	1.13	1		Lateral
116	M417	TWR_HORZ_T6	33.5	8.375	8.375	8.375	8.375	8.375	1.13	1		Lateral
117	M447	TWR_HORZ_T7	33.5	8.375	8.375	8.375	8.375	8.375	1.13	1		Lateral
118	M464	TWR_HORZ_T7	33.5	8.375	8.375	8.375	8.375	8.375	1.13	1		Lateral
119	M481	TWR_HORZ_T7	33.5	8.375	8.375	8.375	8.375	8.375	1.13	1		Lateral
120	M498	TWR_HORZ_T7	33.5	8.375	8.375	8.375	8.375	8.375	1.13	1		Lateral
121	M528	TWR_HORZ_T8	33.5	8.375	8.375	8.375	8.375	8.375	1.13	1		Lateral
122	M545	TWR_HORZ_T8	33.5	8.375	8.375	8.375	8.375	8.375	1.13	1		Lateral
123	M562	TWR_HORZ_T8	33.5	8.375	8.375	8.375	8.375	8.375	1.13	1		Lateral
124	M579	TWR_HORZ_T8	33.5	8.375	8.375	8.375	8.375	8.375	1.13	1		Lateral
125	M609	TWR_HORZ_T9	33.5	8.375	8.375	8.375	8.375	8.375	1.13	1		Lateral
126	M626	TWR_HORZ_T9	33.5	8.375	8.375	8.375	8.375	8.375	1.13	1		Lateral
127	M643	TWR_HORZ_T9	33.5	8.375	8.375	8.375	8.375	8.375	1.13	1		Lateral
128	M660	TWR_HORZ_T9	33.5	8.375	8.375	8.375	8.375	8.375	1.13	1		Lateral
129	M690	TWR_HORZ_T10	33.5	8.375	8.375	8.375	8.375	8.375	1.12	1		Lateral
130	M711	TWR_HORZ_T10	33.5	8.375	8.375	8.375	8.375	8.375	1.12	1		Lateral
131	M732	TWR_HORZ_T10	33.5	8.375	8.375	8.375	8.375	8.375	1.12	1		Lateral
132	M753	TWR_HORZ_T10	33.5	8.375	8.375	8.375	8.375	8.375	1.12	1		Lateral
133	M1221	TWR_INNER_BRACE_T3	8.375	8.375	8.375	8.375	8.375	8.375	1.06	1		Lateral
134	M1222	TWR_INNER_BRACE_T3	8.375	8.375	8.375	8.375	8.375	8.375	1.06	1		Lateral
135	M1223	TWR_INNER_BRACE_T3	8.375	8.375	8.375	8.375	8.375	8.375	1.06	1		Lateral
136	M1224	TWR_INNER_BRACE_T3	8.375	8.375	8.375	8.375	8.375	8.375	1.06	1		Lateral
137	M1225	TWR_INNER_BRACE_T3	8.375	8.375	8.375	8.375	8.375	8.375	1.06	1		Lateral
138	M1226	TWR_INNER_BRACE_T3	8.375	8.375	8.375	8.375	8.375	8.375	1.06	1		Lateral
139	M1169	TWR_INNER_BRACE_T4	8.375	8.375	8.375	8.375	8.375	8.375	1.06	1		Lateral
140	M1170	TWR_INNER_BRACE_T4	8.375	8.375	8.375	8.375	8.375	8.375	1.06	1		Lateral
141	M1171	TWR_INNER_BRACE_T4	8.375	8.375	8.375	8.375	8.375	8.375	1.06	1		Lateral
142	M1172	TWR_INNER_BRACE_T4	8.375	8.375	8.375	8.375	8.375	8.375	1.06	1		Lateral
143	M1173	TWR_INNER_BRACE_T4	8.375	8.375	8.375	8.375	8.375	8.375	1.06	1		Lateral
144	M1174	TWR_INNER_BRACE_T4	8.375	8.375	8.375	8.375	8.375	8.375	1.06	1		Lateral
145	M1117	TWR_INNER_BRACE_T5	8.375	8.375	8.375	8.375	8.375	8.375	1.06	1		Lateral
146	M1118	TWR_INNER_BRACE_T5	8.375	8.375	8.375	8.375	8.375	8.375	1.06	1		Lateral
147	M1119	TWR_INNER_BRACE_T5	8.375	8.375	8.375	8.375	8.375	8.375	1.06	1		Lateral
148	M1120	TWR_INNER_BRACE_T5	8.375	8.375	8.375	8.375	8.375	8.375	1.06	1		Lateral
149	M1121	TWR_INNER_BRACE_T5	8.375	8.375	8.375	8.375	8.375	8.375	1.06	1		Lateral
150	M1122	TWR_INNER_BRACE_T5	8.375	8.375	8.375	8.375	8.375	8.375	1.06	1		Lateral
151	M1065	TWR_INNER_BRACE_T6	8.375	8.375	8.375	8.375	8.375	8.375	1.06	1		Lateral
152	M1066	TWR_INNER_BRACE_T6	8.375	8.375	8.375	8.375	8.375	8.375	1.06	1		Lateral
153	M1067	TWR_INNER_BRACE_T6	8.375	8.375	8.375	8.375	8.375	8.375	1.06	1		Lateral
154	M1068	TWR_INNER_BRACE_T6	8.375	8.375	8.375	8.375	8.375	8.375	1.06	1		Lateral
155	M1069	TWR_INNER_BRACE_T6	8.375	8.375	8.375	8.375	8.375	8.375	1.06	1		Lateral
156	M1070	TWR_INNER_BRACE_T6	8.375	8.375	8.375	8.375	8.375	8.375	1.06	1		Lateral
157	M1013	TWR_INNER_BRACE_T7	8.375	8.375	8.375	8.375	8.375	8.375	1.06	1		Lateral
158	M1014	TWR_INNER_BRACE_T7	8.375	8.375	8.375	8.375	8.375	8.375	1.06	1		Lateral
159	M1015	TWR_INNER_BRACE_T7	8.375	8.375	8.375	8.375	8.375	8.375	1.06	1		Lateral
160	M1016	TWR_INNER_BRACE_T7	8.375	8.375	8.375	8.375	8.375	8.375	1.06	1		Lateral
161	M1017	TWR_INNER_BRACE_T7	8.375	8.375	8.375	8.375	8.375	8.375	1.06	1		Lateral
162	M1018	TWR_INNER_BRACE_T7	8.375	8.375	8.375	8.375	8.375	8.375	1.06	1		Lateral
163	M961	TWR_INNER_BRACE_T8	8.375	8.375	8.375	8.375	8.375	8.375	1.06	1		Lateral
164	M962	TWR_INNER_BRACE_T8	8.375	8.375	8.375	8.375	8.375	8.375	1.06	1		Lateral
165	M963	TWR_INNER_BRACE_T8	8.375	8.375	8.375	8.375	8.375	8.375	1.06	1		Lateral
166	M964	TWR_INNER_BRACE_T8	8.375	8.375	8.375	8.375	8.375	8.375	1.06	1		Lateral
167	M965	TWR_INNER_BRACE_T8	8.375	8.375	8.375	8.375	8.375	8.375	1.06	1		Lateral
168	M966	TWR_INNER_BRACE_T8	8.375	8.375	8.375	8.375	8.375	8.375	1.06	1		Lateral
169	M909	TWR_INNER_BRACE_T9	8.375	8.375	8.375	8.375	8.375	8.375	1.06	1		Lateral
170	M910	TWR_INNER_BRACE_T9	8.375	8.375	8.375	8.375	8.375	8.375	1.06	1		Lateral

Hot Rolled Steel Design Parameters (Continued)

	Label	Shape	Length[...	Lbyy[ft]	Lbzz[ft]	Lcomp to...	Lcomp bo...	L-torq...	Kyy	Kzz	Cb	Funct...
171	M911	TWR_INNER_BRACE_T9	8.375	8.375	8.375	8.375	8.375	8.375	1.06	1		Lateral
172	M912	TWR_INNER_BRACE_T9	8.375	8.375	8.375	8.375	8.375	8.375	1.06	1		Lateral
173	M913	TWR_INNER_BRACE_T9	8.375	8.375	8.375	8.375	8.375	8.375	1.06	1		Lateral
174	M914	TWR_INNER_BRACE_T9	8.375	8.375	8.375	8.375	8.375	8.375	1.06	1		Lateral
175	M1258	TWR_INNER_CORNER_T2	11.844			Lbyy			1	1		Lateral
176	M1259	TWR_INNER_CORNER_T2	11.844			Lbyy			1	1		Lateral
177	M1260	TWR_INNER_CORNER_T2	11.844			Lbyy			1	1		Lateral
178	M1261	TWR_INNER_CORNER_T2	11.844			Lbyy			1	1		Lateral
179	M1206	TWR_INNER_CORNER_T3	11.844			Lbyy			1.03	1		Lateral
180	M1207	TWR_INNER_CORNER_T3	11.844			Lbyy			1.03	1		Lateral
181	M1208	TWR_INNER_CORNER_T3	11.844			Lbyy			1.03	1		Lateral
182	M1154	TWR_INNER_CORNER_T4	11.844			Lbyy			1.03	1		Lateral
183	M1155	TWR_INNER_CORNER_T4	11.844			Lbyy			1.03	1		Lateral
184	M1156	TWR_INNER_CORNER_T4	11.844			Lbyy			1.03	1		Lateral
185	M1102	TWR_INNER_CORNER_T5	11.844			Lbyy			1.03	1		Lateral
186	M1103	TWR_INNER_CORNER_T5	11.844			Lbyy			1.03	1		Lateral
187	M1104	TWR_INNER_CORNER_T5	11.844			Lbyy			1.03	1		Lateral
188	M1050	TWR_INNER_CORNER_T6	11.844			Lbyy			1.03	1		Lateral
189	M1051	TWR_INNER_CORNER_T6	11.844			Lbyy			1.03	1		Lateral
190	M1052	TWR_INNER_CORNER_T6	11.844			Lbyy			1.03	1		Lateral
191	M998	TWR_INNER_CORNER_T7	11.844			Lbyy			1.03	1		Lateral
192	M999	TWR_INNER_CORNER_T7	11.844			Lbyy			1.03	1		Lateral
193	M1000	TWR_INNER_CORNER_T7	11.844			Lbyy			1.03	1		Lateral
194	M946	TWR_INNER_CORNER_T8	11.844			Lbyy			1.03	1		Lateral
195	M947	TWR_INNER_CORNER_T8	11.844			Lbyy			1.03	1		Lateral
196	M948	TWR_INNER_CORNER_T8	11.844			Lbyy			1.03	1		Lateral
197	M894	TWR_INNER_CORNER_T9	11.844			Lbyy			1.03	1		Lateral
198	M895	TWR_INNER_CORNER_T9	11.844			Lbyy			1.03	1		Lateral
199	M896	TWR_INNER_CORNER_T9	11.844			Lbyy			1.03	1		Lateral
200	M845	TWR_INNER_GIRT_T10	4.188	4.188	4.188	4.188	4.188	4.188	1	1		Lateral
201	M846	TWR_INNER_GIRT_T10	4.188	4.188	4.188	4.188	4.188	4.188	1	1		Lateral
202	M847	TWR_INNER_GIRT_T10	4.188	4.188	4.188	4.188	4.188	4.188	1	1		Lateral
203	M848	TWR_INNER_GIRT_T10	4.188	4.188	4.188	4.188	4.188	4.188	1	1		Lateral
204	M849	TWR_INNER_GIRT_T10	4.188	4.188	4.188	4.188	4.188	4.188	1	1		Lateral
205	M850	TWR_INNER_GIRT_T10	4.188	4.188	4.188	4.188	4.188	4.188	1	1		Lateral
206	M851	TWR_INNER_GIRT_T10	5.375	5.375	5.375	5.375	5.375	5.375	1	1		Lateral
207	M852	TWR_INNER_GIRT_T10	5.375	5.375	5.375	5.375	5.375	5.375	1	1		Lateral
208	M859	TWR_INNER_GIRT_T10	4.188	4.188	4.188	4.188	4.188	4.188	1	1		Lateral
209	M860	TWR_INNER_GIRT_T10	4.188	4.188	4.188	4.188	4.188	4.188	1	1		Lateral
210	M861	TWR_INNER_GIRT_T10	4.188	4.188	4.188	4.188	4.188	4.188	1	1		Lateral
211	M862	TWR_INNER_GIRT_T10	4.188	4.188	4.188	4.188	4.188	4.188	1	1		Lateral
212	M863	TWR_INNER_GIRT_T10	4.188	4.188	4.188	4.188	4.188	4.188	1	1		Lateral
213	M864	TWR_INNER_GIRT_T10	4.188	4.188	4.188	4.188	4.188	4.188	1	1		Lateral
214	M865	TWR_INNER_GIRT_T10	4.243	4.243	4.243	4.243	4.243	4.243	1	1		Lateral
215	M1227	TWR_INNER_LADDER_T3	8.485	8.485	8.485	8.485	8.485	8.485	1.12	1		Lateral
216	M1228	TWR_INNER_LADDER_T3	8.705	8.705	8.705	8.705	8.705	8.705	1.12	1		Lateral
217	M1229	TWR_INNER_LADDER_T3	8.705	8.705	8.705	8.705	8.705	8.705	1.12	1		Lateral
218	M1175	TWR_INNER_LADDER_T4	8.705	8.705	8.705	8.705	8.705	8.705	1.12	1		Lateral
219	M1176	TWR_INNER_LADDER_T4	8.705	8.705	8.705	8.705	8.705	8.705	1.12	1		Lateral
220	M1177	TWR_INNER_LADDER_T4	8.485	8.485	8.485	8.485	8.485	8.485	1.12	1		Lateral
221	M1123	TWR_INNER_LADDER_T5	8.485	8.485	8.485	8.485	8.485	8.485	1.12	1		Lateral
222	M1124	TWR_INNER_LADDER_T5	8.705	8.705	8.705	8.705	8.705	8.705	1.12	1		Lateral
223	M1125	TWR_INNER_LADDER_T5	8.705	8.705	8.705	8.705	8.705	8.705	1.12	1		Lateral
224	M1071	TWR_INNER_LADDER_T6	8.705	8.705	8.705	8.705	8.705	8.705	1.12	1		Lateral
225	M1072	TWR_INNER_LADDER_T6	8.705	8.705	8.705	8.705	8.705	8.705	1.12	1		Lateral
226	M1073	TWR_INNER_LADDER_T6	8.485	8.485	8.485	8.485	8.485	8.485	1.12	1		Lateral
227	M1019	TWR_INNER_LADDER_T7	8.485	8.485	8.485	8.485	8.485	8.485	1.12	1		Lateral

Hot Rolled Steel Design Parameters (Continued)

	Label	Shape	Length[...	Lbyy[ft]	Lbzz[ft]	Lcomp to...	Lcomp bo...	L-torq...	Kyy	Kzz	Cb	Funct...
228	M1020	TWR_INNER_LADDER_T7	8.705	8.705	8.705	8.705	8.705	8.705	1.12	1		Lateral
229	M1021	TWR_INNER_LADDER_T7	8.705	8.705	8.705	8.705	8.705	8.705	1.12	1		Lateral
230	M967	TWR_INNER_LADDER_T8	8.485	8.485	8.485	8.485	8.485	8.485	1.12	1		Lateral
231	M968	TWR_INNER_LADDER_T8	8.705	8.705	8.705	8.705	8.705	8.705	1.12	1		Lateral
232	M969	TWR_INNER_LADDER_T8	8.705	8.705	8.705	8.705	8.705	8.705	1.12	1		Lateral
233	M915	TWR_INNER_LADDER_T9	8.485	8.485	8.485	8.485	8.485	8.485	1.12	1		Lateral
234	M916	TWR_INNER_LADDER_T9	8.705	8.705	8.705	8.705	8.705	8.705	1.12	1		Lateral
235	M917	TWR_INNER_LADDER_T9	8.705	8.705	8.705	8.705	8.705	8.705	1.12	1		Lateral
236	M1254	TWR_INNER_SQ_T2	16.75	8.375	16.75	16.75	16.75	16.75	1	1		Lateral
237	M1255	TWR_INNER_SQ_T2	16.75	8.375	16.75	16.75	16.75	16.75	1	1		Lateral
238	M1256	TWR_INNER_SQ_T2	16.75	8.375	16.75	16.75	16.75	16.75	1	1		Lateral
239	M1257	TWR_INNER_SQ_T2	16.75	8.375	16.75	16.75	16.75	16.75	1	1		Lateral
240	M1202	TWR_INNER_SQ_T3	16.75	8.375	16.75	16.75	16.75	16.75	1.06	1		Lateral
241	M1203	TWR_INNER_SQ_T3	16.75	8.375	16.75	16.75	16.75	16.75	1.06	1		Lateral
242	M1204	TWR_INNER_SQ_T3	16.75	8.375	16.75	16.75	16.75	16.75	1.06	1		Lateral
243	M1205	TWR_INNER_SQ_T3	16.75	8.375	16.75	16.75	16.75	16.75	1.06	1		Lateral
244	M1150	TWR_INNER_SQ_T4	16.75	8.375	16.75	16.75	16.75	16.75	1.06	1		Lateral
245	M1151	TWR_INNER_SQ_T4	16.75	8.375	16.75	16.75	16.75	16.75	1.06	1		Lateral
246	M1152	TWR_INNER_SQ_T4	16.75	8.375	16.75	16.75	16.75	16.75	1.06	1		Lateral
247	M1153	TWR_INNER_SQ_T4	16.75	8.375	16.75	16.75	16.75	16.75	1.06	1		Lateral
248	M1098	TWR_INNER_SQ_T5	16.75	8.375	16.75	16.75	16.75	16.75	1.06	1		Lateral
249	M1099	TWR_INNER_SQ_T5	16.75	8.375	16.75	16.75	16.75	16.75	1.06	1		Lateral
250	M1100	TWR_INNER_SQ_T5	16.75	8.375	16.75	16.75	16.75	16.75	1.06	1		Lateral
251	M1101	TWR_INNER_SQ_T5	16.75	8.375	16.75	16.75	16.75	16.75	1.06	1		Lateral
252	M1046	TWR_INNER_SQ_T6	16.75	8.375	16.75	16.75	16.75	16.75	1.06	1		Lateral
253	M1047	TWR_INNER_SQ_T6	16.75	8.375	16.75	16.75	16.75	16.75	1.06	1		Lateral
254	M1048	TWR_INNER_SQ_T6	16.75	8.375	16.75	16.75	16.75	16.75	1.06	1		Lateral
255	M1049	TWR_INNER_SQ_T6	16.75	8.375	16.75	16.75	16.75	16.75	1.06	1		Lateral
256	M994	TWR_INNER_SQ_T7	16.75	8.375	16.75	16.75	16.75	16.75	1.06	1		Lateral
257	M995	TWR_INNER_SQ_T7	16.75	8.375	16.75	16.75	16.75	16.75	1.06	1		Lateral
258	M996	TWR_INNER_SQ_T7	16.75	8.375	16.75	16.75	16.75	16.75	1.06	1		Lateral
259	M997	TWR_INNER_SQ_T7	16.75	8.375	16.75	16.75	16.75	16.75	1.06	1		Lateral
260	M942	TWR_INNER_SQ_T8	16.75	8.375	16.75	16.75	16.75	16.75	1.06	1		Lateral
261	M943	TWR_INNER_SQ_T8	16.75	8.375	16.75	16.75	16.75	16.75	1.06	1		Lateral
262	M944	TWR_INNER_SQ_T8	16.75	8.375	16.75	16.75	16.75	16.75	1.06	1		Lateral
263	M945	TWR_INNER_SQ_T8	16.75	8.375	16.75	16.75	16.75	16.75	1.06	1		Lateral
264	M890	TWR_INNER_SQ_T9	16.75	8.375	16.75	16.75	16.75	16.75	1.06	1		Lateral
265	M891	TWR_INNER_SQ_T9	16.75	8.375	16.75	16.75	16.75	16.75	1.06	1		Lateral
266	M892	TWR_INNER_SQ_T9	16.75	8.375	16.75	16.75	16.75	16.75	1.06	1		Lateral
267	M893	TWR_INNER_SQ_T9	16.75	8.375	16.75	16.75	16.75	16.75	1.06	1		Lateral
268	M42	TWR_INNER_SUPP_T2	23.688	5.922	11.844	11.844	11.844	11.844	1	1		Lateral
269	M43	TWR_INNER_SUPP_T2	23.688	5.922	11.844	11.844	11.844	11.844	1	1		Lateral
270	M44	TWR_INNER_SUPP_T2	23.688	5.922	11.844	11.844	11.844	11.844	1	1		Lateral
271	M45	TWR_INNER_SUPP_T2	23.688	5.922	11.844	11.844	11.844	11.844	1	1		Lateral
272	M46	TWR_INNER_SUPP_T2	33.5	33.5	33.5	33.5	33.5	33.5	1	1		Lateral
273	M115	TWR_INNER_SUPP_T2	11.844	11.844	11.844	11.844	11.844	11.844	1	1		Lateral
274	M116	TWR_INNER_SUPP_T2	11.844	11.844	11.844	11.844	11.844	11.844	1	1		Lateral
275	M117	TWR_INNER_SUPP_T2	11.844	11.844	11.844	11.844	11.844	11.844	1	1		Lateral
276	M118	TWR_INNER_SUPP_T2	11.844	11.844	11.844	11.844	11.844	11.844	1	1		Lateral
277	M191	TWR_INNER_SUPP_T3	23.688	5.922	11.844	11.844	11.844	11.844	1.24	1		Lateral
278	M192	TWR_INNER_SUPP_T3	23.688	5.922	11.844	11.844	11.844	11.844	1.24	1		Lateral
279	M193	TWR_INNER_SUPP_T3	23.688	5.922	11.844	11.844	11.844	11.844	1.24	1		Lateral
280	M194	TWR_INNER_SUPP_T3	23.688	5.922	11.844	11.844	11.844	11.844	1.24	1		Lateral
281	M195	TWR_INNER_SUPP_T3	33.5	33.5	33.5	33.5	33.5	33.5	1.01	1		Lateral
282	M196	TWR_INNER_SUPP_T3	11.844	11.844	11.844	11.844	11.844	11.844	1.06	1		Lateral
283	M197	TWR_INNER_SUPP_T3	11.844	11.844	11.844	11.844	11.844	11.844	1.06	1		Lateral
284	M198	TWR_INNER_SUPP_T3	11.844	11.844	11.844	11.844	11.844	11.844	1.06	1		Lateral

Hot Rolled Steel Design Parameters (Continued)

	Label	Shape	Length[...	Lbyy[ft]	Lbzz[ft]	Lcomp to...	Lcomp bo...	L-torq...	Kyy	Kzz	Cb	Funct...
285	M199	TWR_INNER_SUPP_T3	11.844	11.844	11.844	11.844	11.844	11.844	1.06	1		Lateral
286	M272	TWR_INNER_SUPP_T4	23.688	5.922	11.844	11.844	11.844	11.844	1.24	1		Lateral
287	M273	TWR_INNER_SUPP_T4	23.688	5.922	11.844	11.844	11.844	11.844	1.24	1		Lateral
288	M274	TWR_INNER_SUPP_T4	23.688	5.922	11.844	11.844	11.844	11.844	1.24	1		Lateral
289	M275	TWR_INNER_SUPP_T4	23.688	5.922	11.844	11.844	11.844	11.844	1.24	1		Lateral
290	M276	TWR_INNER_SUPP_T4	33.5	33.5	33.5	33.5	33.5	33.5	1.01	1		Lateral
291	M277	TWR_INNER_SUPP_T4	11.844	11.844	11.844	11.844	11.844	11.844	1.06	1		Lateral
292	M278	TWR_INNER_SUPP_T4	11.844	11.844	11.844	11.844	11.844	11.844	1.06	1		Lateral
293	M279	TWR_INNER_SUPP_T4	11.844	11.844	11.844	11.844	11.844	11.844	1.06	1		Lateral
294	M280	TWR_INNER_SUPP_T4	11.844	11.844	11.844	11.844	11.844	11.844	1.06	1		Lateral
295	M353	TWR_INNER_SUPP_T5	23.688	5.922	11.844	11.844	11.844	11.844	1.24	1		Lateral
296	M354	TWR_INNER_SUPP_T5	23.688	5.922	11.844	11.844	11.844	11.844	1.24	1		Lateral
297	M355	TWR_INNER_SUPP_T5	23.688	5.922	11.844	11.844	11.844	11.844	1.24	1		Lateral
298	M356	TWR_INNER_SUPP_T5	23.688	5.922	11.844	11.844	11.844	11.844	1.24	1		Lateral
299	M357	TWR_INNER_SUPP_T5	33.5	33.5	33.5	33.5	33.5	33.5	1.01	1		Lateral
300	M358	TWR_INNER_SUPP_T5	11.844	11.844	11.844	11.844	11.844	11.844	1.06	1		Lateral
301	M359	TWR_INNER_SUPP_T5	11.844	11.844	11.844	11.844	11.844	11.844	1.06	1		Lateral
302	M360	TWR_INNER_SUPP_T5	11.844	11.844	11.844	11.844	11.844	11.844	1.06	1		Lateral
303	M361	TWR_INNER_SUPP_T5	11.844	11.844	11.844	11.844	11.844	11.844	1.06	1		Lateral
304	M434	TWR_INNER_SUPP_T6	23.688	5.922	11.844	11.844	11.844	11.844	1.24	1		Lateral
305	M435	TWR_INNER_SUPP_T6	23.688	5.922	11.844	11.844	11.844	11.844	1.24	1		Lateral
306	M436	TWR_INNER_SUPP_T6	23.688	5.922	11.844	11.844	11.844	11.844	1.24	1		Lateral
307	M437	TWR_INNER_SUPP_T6	23.688	5.922	11.844	11.844	11.844	11.844	1.24	1		Lateral
308	M438	TWR_INNER_SUPP_T6	33.5	33.5	33.5	33.5	33.5	33.5	1.01	1		Lateral
309	M439	TWR_INNER_SUPP_T6	11.844	11.844	11.844	11.844	11.844	11.844	1.06	1		Lateral
310	M440	TWR_INNER_SUPP_T6	11.844	11.844	11.844	11.844	11.844	11.844	1.06	1		Lateral
311	M441	TWR_INNER_SUPP_T6	11.844	11.844	11.844	11.844	11.844	11.844	1.06	1		Lateral
312	M442	TWR_INNER_SUPP_T6	11.844	11.844	11.844	11.844	11.844	11.844	1.06	1		Lateral
313	M515	TWR_INNER_SUPP_T7	23.688	5.922	11.844	11.844	11.844	11.844	1.24	1		Lateral
314	M516	TWR_INNER_SUPP_T7	23.688	5.922	11.844	11.844	11.844	11.844	1.24	1		Lateral
315	M517	TWR_INNER_SUPP_T7	23.688	5.922	11.844	11.844	11.844	11.844	1.24	1		Lateral
316	M518	TWR_INNER_SUPP_T7	23.688	5.922	11.844	11.844	11.844	11.844	1.24	1		Lateral
317	M519	TWR_INNER_SUPP_T7	33.5	33.5	33.5	33.5	33.5	33.5	1.01	1		Lateral
318	M520	TWR_INNER_SUPP_T7	11.844	11.844	11.844	11.844	11.844	11.844	1.06	1		Lateral
319	M521	TWR_INNER_SUPP_T7	11.844	11.844	11.844	11.844	11.844	11.844	1.06	1		Lateral
320	M522	TWR_INNER_SUPP_T7	11.844	11.844	11.844	11.844	11.844	11.844	1.06	1		Lateral
321	M523	TWR_INNER_SUPP_T7	11.844	11.844	11.844	11.844	11.844	11.844	1.06	1		Lateral
322	M596	TWR_INNER_SUPP_T8	23.688	5.922	11.844	11.844	11.844	11.844	1.24	1		Lateral
323	M597	TWR_INNER_SUPP_T8	23.688	5.922	11.844	11.844	11.844	11.844	1.24	1		Lateral
324	M598	TWR_INNER_SUPP_T8	23.688	5.922	11.844	11.844	11.844	11.844	1.24	1		Lateral
325	M599	TWR_INNER_SUPP_T8	23.688	5.922	11.844	11.844	11.844	11.844	1.24	1		Lateral
326	M600	TWR_INNER_SUPP_T8	33.5	33.5	33.5	33.5	33.5	33.5	1.01	1		Lateral
327	M601	TWR_INNER_SUPP_T8	11.844	11.844	11.844	11.844	11.844	11.844	1.06	1		Lateral
328	M602	TWR_INNER_SUPP_T8	11.844	11.844	11.844	11.844	11.844	11.844	1.06	1		Lateral
329	M603	TWR_INNER_SUPP_T8	11.844	11.844	11.844	11.844	11.844	11.844	1.06	1		Lateral
330	M604	TWR_INNER_SUPP_T8	11.844	11.844	11.844	11.844	11.844	11.844	1.06	1		Lateral
331	M677	TWR_INNER_SUPP_T9	23.688	5.922	11.844	11.844	11.844	11.844	1.24	1		Lateral
332	M678	TWR_INNER_SUPP_T9	23.688	5.922	11.844	11.844	11.844	11.844	1.24	1		Lateral
333	M679	TWR_INNER_SUPP_T9	23.688	5.922	11.844	11.844	11.844	11.844	1.24	1		Lateral
334	M680	TWR_INNER_SUPP_T9	23.688	5.922	11.844	11.844	11.844	11.844	1.24	1		Lateral
335	M681	TWR_INNER_SUPP_T9	33.5	33.5	33.5	33.5	33.5	33.5	1.01	1		Lateral
336	M682	TWR_INNER_SUPP_T9	11.844	11.844	11.844	11.844	11.844	11.844	1.06	1		Lateral
337	M683	TWR_INNER_SUPP_T9	11.844	11.844	11.844	11.844	11.844	11.844	1.06	1		Lateral
338	M684	TWR_INNER_SUPP_T9	11.844	11.844	11.844	11.844	11.844	11.844	1.06	1		Lateral
339	M685	TWR_INNER_SUPP_T9	11.844	11.844	11.844	11.844	11.844	11.844	1.06	1		Lateral
340	M1209	TWR_INNER_TRI_T3	8.375	8.375	8.375	8.375	8.375	8.375	1.06	1		Lateral
341	M1210	TWR_INNER_TRI_T3	8.375	8.375	8.375	8.375	8.375	8.375	1.06	1		Lateral

Hot Rolled Steel Design Parameters (Continued)

	Label	Shape	Length[...	Lbyy[ft]	Lbzz[ft]	Lcomp to...	Lcomp bo...	L-torq...	Kyy	Kzz	Cb	Funct...
342	M1211	TWR_INNER_TRI_T3	8.375	8.375	8.375	8.375	8.375	8.375	1.06	1		Lateral
343	M1212	TWR_INNER_TRI_T3	8.375	8.375	8.375	8.375	8.375	8.375	1.06	1		Lateral
344	M1213	TWR_INNER_TRI_T3	5.922	5.922	5.922	5.922	5.922	5.922	1.12	1		Lateral
345	M1214	TWR_INNER_TRI_T3	5.922	5.922	5.922	5.922	5.922	5.922	1.12	1		Lateral
346	M1215	TWR_INNER_TRI_T3	5.922	5.922	5.922	5.922	5.922	5.922	1.12	1		Lateral
347	M1216	TWR_INNER_TRI_T3	5.922	5.922	5.922	5.922	5.922	5.922	1.12	1		Lateral
348	M1217	TWR_INNER_TRI_T3	5.922	5.922	5.922	5.922	5.922	5.922	1.12	1		Lateral
349	M1218	TWR_INNER_TRI_T3	5.922	5.922	5.922	5.922	5.922	5.922	1.12	1		Lateral
350	M1219	TWR_INNER_TRI_T3	5.922	5.922	5.922	5.922	5.922	5.922	1.12	1		Lateral
351	M1220	TWR_INNER_TRI_T3	5.922	5.922	5.922	5.922	5.922	5.922	1.12	1		Lateral
352	M1157	TWR_INNER_TRI_T4	8.375	8.375	8.375	8.375	8.375	8.375	1.06	1		Lateral
353	M1158	TWR_INNER_TRI_T4	8.375	8.375	8.375	8.375	8.375	8.375	1.06	1		Lateral
354	M1159	TWR_INNER_TRI_T4	8.375	8.375	8.375	8.375	8.375	8.375	1.06	1		Lateral
355	M1160	TWR_INNER_TRI_T4	8.375	8.375	8.375	8.375	8.375	8.375	1.06	1		Lateral
356	M1161	TWR_INNER_TRI_T4	5.922	5.922	5.922	5.922	5.922	5.922	1.12	1		Lateral
357	M1162	TWR_INNER_TRI_T4	5.922	5.922	5.922	5.922	5.922	5.922	1.12	1		Lateral
358	M1163	TWR_INNER_TRI_T4	5.922	5.922	5.922	5.922	5.922	5.922	1.12	1		Lateral
359	M1164	TWR_INNER_TRI_T4	5.922	5.922	5.922	5.922	5.922	5.922	1.12	1		Lateral
360	M1165	TWR_INNER_TRI_T4	5.922	5.922	5.922	5.922	5.922	5.922	1.12	1		Lateral
361	M1166	TWR_INNER_TRI_T4	5.922	5.922	5.922	5.922	5.922	5.922	1.12	1		Lateral
362	M1167	TWR_INNER_TRI_T4	5.922	5.922	5.922	5.922	5.922	5.922	1.12	1		Lateral
363	M1168	TWR_INNER_TRI_T4	5.922	5.922	5.922	5.922	5.922	5.922	1.12	1		Lateral
364	M1105	TWR_INNER_TRI_T5	8.375	8.375	8.375	8.375	8.375	8.375	1.06	1		Lateral
365	M1106	TWR_INNER_TRI_T5	8.375	8.375	8.375	8.375	8.375	8.375	1.06	1		Lateral
366	M1107	TWR_INNER_TRI_T5	8.375	8.375	8.375	8.375	8.375	8.375	1.06	1		Lateral
367	M1108	TWR_INNER_TRI_T5	8.375	8.375	8.375	8.375	8.375	8.375	1.06	1		Lateral
368	M1109	TWR_INNER_TRI_T5	5.922	5.922	5.922	5.922	5.922	5.922	1.12	1		Lateral
369	M1110	TWR_INNER_TRI_T5	5.922	5.922	5.922	5.922	5.922	5.922	1.12	1		Lateral
370	M1111	TWR_INNER_TRI_T5	5.922	5.922	5.922	5.922	5.922	5.922	1.12	1		Lateral
371	M1112	TWR_INNER_TRI_T5	5.922	5.922	5.922	5.922	5.922	5.922	1.12	1		Lateral
372	M1113	TWR_INNER_TRI_T5	5.922	5.922	5.922	5.922	5.922	5.922	1.12	1		Lateral
373	M1114	TWR_INNER_TRI_T5	5.922	5.922	5.922	5.922	5.922	5.922	1.12	1		Lateral
374	M1115	TWR_INNER_TRI_T5	5.922	5.922	5.922	5.922	5.922	5.922	1.12	1		Lateral
375	M1116	TWR_INNER_TRI_T5	5.922	5.922	5.922	5.922	5.922	5.922	1.12	1		Lateral
376	M1053	TWR_INNER_TRI_T6	8.375	8.375	8.375	8.375	8.375	8.375	1.06	1		Lateral
377	M1054	TWR_INNER_TRI_T6	8.375	8.375	8.375	8.375	8.375	8.375	1.06	1		Lateral
378	M1055	TWR_INNER_TRI_T6	8.375	8.375	8.375	8.375	8.375	8.375	1.06	1		Lateral
379	M1056	TWR_INNER_TRI_T6	8.375	8.375	8.375	8.375	8.375	8.375	1.06	1		Lateral
380	M1057	TWR_INNER_TRI_T6	5.922	5.922	5.922	5.922	5.922	5.922	1.12	1		Lateral
381	M1058	TWR_INNER_TRI_T6	5.922	5.922	5.922	5.922	5.922	5.922	1.12	1		Lateral
382	M1059	TWR_INNER_TRI_T6	5.922	5.922	5.922	5.922	5.922	5.922	1.12	1		Lateral
383	M1060	TWR_INNER_TRI_T6	5.922	5.922	5.922	5.922	5.922	5.922	1.12	1		Lateral
384	M1061	TWR_INNER_TRI_T6	5.922	5.922	5.922	5.922	5.922	5.922	1.12	1		Lateral
385	M1062	TWR_INNER_TRI_T6	5.922	5.922	5.922	5.922	5.922	5.922	1.12	1		Lateral
386	M1063	TWR_INNER_TRI_T6	5.922	5.922	5.922	5.922	5.922	5.922	1.12	1		Lateral
387	M1064	TWR_INNER_TRI_T6	5.922	5.922	5.922	5.922	5.922	5.922	1.12	1		Lateral
388	M1001	TWR_INNER_TRI_T7	8.375	8.375	8.375	8.375	8.375	8.375	1.06	1		Lateral
389	M1002	TWR_INNER_TRI_T7	8.375	8.375	8.375	8.375	8.375	8.375	1.06	1		Lateral
390	M1003	TWR_INNER_TRI_T7	8.375	8.375	8.375	8.375	8.375	8.375	1.06	1		Lateral
391	M1004	TWR_INNER_TRI_T7	8.375	8.375	8.375	8.375	8.375	8.375	1.06	1		Lateral
392	M1005	TWR_INNER_TRI_T7	5.922	5.922	5.922	5.922	5.922	5.922	1.12	1		Lateral
393	M1006	TWR_INNER_TRI_T7	5.922	5.922	5.922	5.922	5.922	5.922	1.12	1		Lateral
394	M1007	TWR_INNER_TRI_T7	5.922	5.922	5.922	5.922	5.922	5.922	1.12	1		Lateral
395	M1008	TWR_INNER_TRI_T7	5.922	5.922	5.922	5.922	5.922	5.922	1.12	1		Lateral
396	M1009	TWR_INNER_TRI_T7	5.922	5.922	5.922	5.922	5.922	5.922	1.12	1		Lateral
397	M1010	TWR_INNER_TRI_T7	5.922	5.922	5.922	5.922	5.922	5.922	1.12	1		Lateral
398	M1011	TWR_INNER_TRI_T7	5.922	5.922	5.922	5.922	5.922	5.922	1.12	1		Lateral

Hot Rolled Steel Design Parameters (Continued)

	Label	Shape	Length[...	Lbyy[ft]	Lbzz[ft]	Lcomp to...	Lcomp bo...	L-torq...	Kyy	Kzz	Cb	Funct...
399	M1012	TWR_INNER_TRI_T7	5.922	5.922	5.922	5.922	5.922	5.922	1.12	1		Lateral
400	M949	TWR_INNER_TRI_T8	8.375	8.375	8.375	8.375	8.375	8.375	1.06	1		Lateral
401	M950	TWR_INNER_TRI_T8	8.375	8.375	8.375	8.375	8.375	8.375	1.06	1		Lateral
402	M951	TWR_INNER_TRI_T8	8.375	8.375	8.375	8.375	8.375	8.375	1.06	1		Lateral
403	M952	TWR_INNER_TRI_T8	8.375	8.375	8.375	8.375	8.375	8.375	1.06	1		Lateral
404	M953	TWR_INNER_TRI_T8	5.922	5.922	5.922	5.922	5.922	5.922	1.12	1		Lateral
405	M954	TWR_INNER_TRI_T8	5.922	5.922	5.922	5.922	5.922	5.922	1.12	1		Lateral
406	M955	TWR_INNER_TRI_T8	5.922	5.922	5.922	5.922	5.922	5.922	1.12	1		Lateral
407	M956	TWR_INNER_TRI_T8	5.922	5.922	5.922	5.922	5.922	5.922	1.12	1		Lateral
408	M957	TWR_INNER_TRI_T8	5.922	5.922	5.922	5.922	5.922	5.922	1.12	1		Lateral
409	M958	TWR_INNER_TRI_T8	5.922	5.922	5.922	5.922	5.922	5.922	1.12	1		Lateral
410	M959	TWR_INNER_TRI_T8	5.922	5.922	5.922	5.922	5.922	5.922	1.12	1		Lateral
411	M960	TWR_INNER_TRI_T8	5.922	5.922	5.922	5.922	5.922	5.922	1.12	1		Lateral
412	M897	TWR_INNER_TRI_T9	8.375	8.375	8.375	8.375	8.375	8.375	1.06	1		Lateral
413	M898	TWR_INNER_TRI_T9	8.375	8.375	8.375	8.375	8.375	8.375	1.06	1		Lateral
414	M899	TWR_INNER_TRI_T9	8.375	8.375	8.375	8.375	8.375	8.375	1.06	1		Lateral
415	M900	TWR_INNER_TRI_T9	8.375	8.375	8.375	8.375	8.375	8.375	1.06	1		Lateral
416	M901	TWR_INNER_TRI_T9	5.922	5.922	5.922	5.922	5.922	5.922	1.12	1		Lateral
417	M902	TWR_INNER_TRI_T9	5.922	5.922	5.922	5.922	5.922	5.922	1.12	1		Lateral
418	M903	TWR_INNER_TRI_T9	5.922	5.922	5.922	5.922	5.922	5.922	1.12	1		Lateral
419	M904	TWR_INNER_TRI_T9	5.922	5.922	5.922	5.922	5.922	5.922	1.12	1		Lateral
420	M905	TWR_INNER_TRI_T9	5.922	5.922	5.922	5.922	5.922	5.922	1.12	1		Lateral
421	M906	TWR_INNER_TRI_T9	5.922	5.922	5.922	5.922	5.922	5.922	1.12	1		Lateral
422	M907	TWR_INNER_TRI_T9	5.922	5.922	5.922	5.922	5.922	5.922	1.12	1		Lateral
423	M908	TWR_INNER_TRI_T9	5.922	5.922	5.922	5.922	5.922	5.922	1.12	1		Lateral
424	M1266	TWR_LEG_OUTER_T1	13.72	13.72	13.72	13.72	13.72	13.72	1.02	1		Lateral
425	M1267	TWR_LEG_OUTER_T1	13.72	13.72	13.72	13.72	13.72	13.72	1.02	1		Lateral
426	M1268	TWR_LEG_OUTER_T1	13.72	13.72	13.72	13.72	13.72	13.72	1.02	1		Lateral
427	M1269	TWR_LEG_OUTER_T1	13.72	13.72	13.72	13.72	13.72	13.72	1.02	1		Lateral
428	M1	TWR_LEG_T1	13.72	13.72	13.72	13.72	13.72	13.72	1	1		Lateral
429	M2	TWR_LEG_T1	13.72	13.72	13.72	13.72	13.72	13.72	1	1		Lateral
430	M3	TWR_LEG_T1	13.72	13.72	13.72	13.72	13.72	13.72	1	1		Lateral
431	M4	TWR_LEG_T1	13.72	13.72	13.72	13.72	13.72	13.72	1	1		Lateral
432	M47	TWR_LEG_T2	25	6.25	6.25	6.25	6.25	6.25	1	1		Lateral
433	M48	TWR_LEG_T2	25	6.25	6.25	6.25	6.25	6.25	1	1		Lateral
434	M49	TWR_LEG_T2	25	6.25	6.25	6.25	6.25	6.25	1	1		Lateral
435	M50	TWR_LEG_T2	25	6.25	6.25	6.25	6.25	6.25	1	1		Lateral
436	M119	TWR_LEG_T3	25	6.25	6.25	6.25	6.25	6.25	1	1		Lateral
437	M120	TWR_LEG_T3	25	6.25	6.25	6.25	6.25	6.25	1	1		Lateral
438	M121	TWR_LEG_T3	25	6.25	6.25	6.25	6.25	6.25	1	1		Lateral
439	M122	TWR_LEG_T3	25	6.25	6.25	6.25	6.25	6.25	1	1		Lateral
440	M200	TWR_LEG_T4	25	6.25	6.25	6.25	6.25	6.25	1	1		Lateral
441	M201	TWR_LEG_T4	25	6.25	6.25	6.25	6.25	6.25	1	1		Lateral
442	M202	TWR_LEG_T4	25	6.25	6.25	6.25	6.25	6.25	1	1		Lateral
443	M203	TWR_LEG_T4	25	6.25	6.25	6.25	6.25	6.25	1	1		Lateral
444	M281	TWR_LEG_T5	25	6.25	6.25	6.25	6.25	6.25	1	1		Lateral
445	M282	TWR_LEG_T5	25	6.25	6.25	6.25	6.25	6.25	1	1		Lateral
446	M283	TWR_LEG_T5	25	6.25	6.25	6.25	6.25	6.25	1	1		Lateral
447	M284	TWR_LEG_T5	25	6.25	6.25	6.25	6.25	6.25	1	1		Lateral
448	M362	TWR_LEG_T6	25	6.25	6.25	6.25	6.25	6.25	1	1		Lateral
449	M363	TWR_LEG_T6	25	6.25	6.25	6.25	6.25	6.25	1	1		Lateral
450	M364	TWR_LEG_T6	25	6.25	6.25	6.25	6.25	6.25	1	1		Lateral
451	M365	TWR_LEG_T6	25	6.25	6.25	6.25	6.25	6.25	1	1		Lateral
452	M443	TWR_LEG_T7	25	6.25	6.25	6.25	6.25	6.25	1	1		Lateral
453	M444	TWR_LEG_T7	25	6.25	6.25	6.25	6.25	6.25	1	1		Lateral
454	M445	TWR_LEG_T7	25	6.25	6.25	6.25	6.25	6.25	1	1		Lateral
455	M446	TWR_LEG_T7	25	6.25	6.25	6.25	6.25	6.25	1	1		Lateral

Hot Rolled Steel Design Parameters (Continued)

	Label	Shape	Length[...	Lbyy[ft]	Lbzz[ft]	Lcomp to...	Lcomp bo...	L-torq...	Kyy	Kzz	Cb	Funct...
456	M524	TWR_LEG_T8	25	6.25	6.25	6.25	6.25	6.25	1	1		Lateral
457	M525	TWR_LEG_T8	25	6.25	6.25	6.25	6.25	6.25	1	1		Lateral
458	M526	TWR_LEG_T8	25	6.25	6.25	6.25	6.25	6.25	1	1		Lateral
459	M527	TWR_LEG_T8	25	6.25	6.25	6.25	6.25	6.25	1	1		Lateral
460	M605	TWR_LEG_T9	25	6.25	6.25	6.25	6.25	6.25	1	1		Lateral
461	M606	TWR_LEG_T9	25	6.25	6.25	6.25	6.25	6.25	1	1		Lateral
462	M607	TWR_LEG_T9	25	6.25	6.25	6.25	6.25	6.25	1	1		Lateral
463	M608	TWR_LEG_T9	25	6.25	6.25	6.25	6.25	6.25	1	1		Lateral
464	M686	TWR_LEG_T10	37.546	Segment	Segment	Segment	Segment	Segm...	1	1		Lateral
465	M687	TWR_LEG_T10	37.546	Segment	Segment	Segment	Segment	Segm...	1	1		Lateral
466	M688	TWR_LEG_T10	37.546	Segment	Segment	Segment	Segment	Segm...	1	1		Lateral
467	M689	TWR_LEG_T10	37.546	Segment	Segment	Segment	Segment	Segm...	1	1		Lateral
468	M882	TWR_REDHIPDIA_2_T9	12.14	12.14	12.14	12.14	12.14	12.14	1.03	1		Lateral
469	M883	TWR_REDHIPDIA_2_T9	12.14	12.14	12.14	12.14	12.14	12.14	1.03	1		Lateral
470	M884	TWR_REDHIPDIA_2_T9	12.14	12.14	12.14	12.14	12.14	12.14	1.03	1		Lateral
471	M885	TWR_REDHIPDIA_2_T9	12.14	12.14	12.14	12.14	12.14	12.14	1.03	1		Lateral
472	M886	TWR_REDHIPDIA_2_T9	12.14	12.14	12.14	12.14	12.14	12.14	1.03	1		Lateral
473	M887	TWR_REDHIPDIA_2_T9	12.14	12.14	12.14	12.14	12.14	12.14	1.03	1		Lateral
474	M888	TWR_REDHIPDIA_2_T9	12.14	12.14	12.14	12.14	12.14	12.14	1.03	1		Lateral
475	M889	TWR_REDHIPDIA_2_T9	12.14	12.14	12.14	12.14	12.14	12.14	1.03	1		Lateral
476	M791	TWR_RED_DIAG_0_T10	6.795	6.795	6.795	6.795	6.795	6.795	1	1		Lateral
477	M792	TWR_RED_DIAG_0_T10	6.738	6.738	6.738	6.738	6.738	6.738	1	1		Lateral
478	M793	TWR_RED_DIAG_0_T10	6.795	6.795	6.795	6.795	6.795	6.795	1	1		Lateral
479	M794	TWR_RED_DIAG_0_T10	6.738	6.738	6.738	6.738	6.738	6.738	1	1		Lateral
480	M795	TWR_RED_DIAG_0_T10	6.738	6.738	6.738	6.738	6.738	6.738	1	1		Lateral
481	M796	TWR_RED_DIAG_0_T10	6.795	6.795	6.795	6.795	6.795	6.795	1	1		Lateral
482	M797	TWR_RED_DIAG_0_T10	6.795	6.795	6.795	6.795	6.795	6.795	1	1		Lateral
483	M798	TWR_RED_DIAG_0_T10	6.738	6.738	6.738	6.738	6.738	6.738	1	1		Lateral
484	M56	TWR_RED_DIAG_2_T2	10.45	10.13	10.13	10.13	10.13	10.13	1.04	1		Lateral
485	M64	TWR_RED_DIAG_2_T2	10.45	10.13	10.13	10.13	10.13	10.13	1.04	1		Lateral
486	M72	TWR_RED_DIAG_2_T2	10.45	10.13	10.13	10.13	10.13	10.13	1.04	1		Lateral
487	M80	TWR_RED_DIAG_2_T2	10.45	10.13	10.13	10.13	10.13	10.13	1.04	1		Lateral
488	M88	TWR_RED_DIAG_2_T2	10.45	10.13	10.13	10.13	10.13	10.13	1.04	1		Lateral
489	M96	TWR_RED_DIAG_2_T2	10.45	10.13	10.13	10.13	10.13	10.13	1.04	1		Lateral
490	M104	TWR_RED_DIAG_2_T2	10.45	10.13	10.13	10.13	10.13	10.13	1.04	1		Lateral
491	M112	TWR_RED_DIAG_2_T2	10.45	10.13	10.13	10.13	10.13	10.13	1.04	1		Lateral
492	M129	TWR_RED_DIAG_2_T3	10.45	10.13	10.13	10.13	10.13	10.13	1.04	1		Lateral
493	M137	TWR_RED_DIAG_2_T3	10.45	10.13	10.13	10.13	10.13	10.13	1.04	1		Lateral
494	M146	TWR_RED_DIAG_2_T3	10.45	10.13	10.13	10.13	10.13	10.13	1.04	1		Lateral
495	M154	TWR_RED_DIAG_2_T3	10.45	10.13	10.13	10.13	10.13	10.13	1.04	1		Lateral
496	M163	TWR_RED_DIAG_2_T3	10.45	10.13	10.13	10.13	10.13	10.13	1.04	1		Lateral
497	M171	TWR_RED_DIAG_2_T3	10.45	10.13	10.13	10.13	10.13	10.13	1.04	1		Lateral
498	M180	TWR_RED_DIAG_2_T3	10.45	10.13	10.13	10.13	10.13	10.13	1.04	1		Lateral
499	M188	TWR_RED_DIAG_2_T3	10.45	10.13	10.13	10.13	10.13	10.13	1.04	1		Lateral
500	M210	TWR_RED_DIAG_2_T4	10.45	10.12	10.12	10.12	10.12	10.12	1.04	1		Lateral
501	M218	TWR_RED_DIAG_2_T4	10.45	10.12	10.12	10.12	10.12	10.12	1.04	1		Lateral
502	M227	TWR_RED_DIAG_2_T4	10.45	10.12	10.12	10.12	10.12	10.12	1.04	1		Lateral
503	M235	TWR_RED_DIAG_2_T4	10.45	10.12	10.12	10.12	10.12	10.12	1.04	1		Lateral
504	M244	TWR_RED_DIAG_2_T4	10.45	10.12	10.12	10.12	10.12	10.12	1.04	1		Lateral
505	M252	TWR_RED_DIAG_2_T4	10.45	10.12	10.12	10.12	10.12	10.12	1.04	1		Lateral
506	M261	TWR_RED_DIAG_2_T4	10.45	10.12	10.12	10.12	10.12	10.12	1.04	1		Lateral
507	M269	TWR_RED_DIAG_2_T4	10.45	10.12	10.12	10.12	10.12	10.12	1.04	1		Lateral
508	M291	TWR_RED_DIAG_2_T5	10.45	10.03	10.03	10.03	10.03	10.03	1.04	1		Lateral
509	M299	TWR_RED_DIAG_2_T5	10.45	10.03	10.03	10.03	10.03	10.03	1.04	1		Lateral
510	M308	TWR_RED_DIAG_2_T5	10.45	10.03	10.03	10.03	10.03	10.03	1.04	1		Lateral
511	M316	TWR_RED_DIAG_2_T5	10.45	10.03	10.03	10.03	10.03	10.03	1.04	1		Lateral
512	M325	TWR_RED_DIAG_2_T5	10.45	10.03	10.03	10.03	10.03	10.03	1.04	1		Lateral

Hot Rolled Steel Design Parameters (Continued)

	Label	Shape	Length[...	Lbyy[ft]	Lbzz[ft]	Lcomp to...	Lcomp bo...	L-torq...	Kyy	Kzz	Cb	Funct...
513	M333	TWR_RED_DIAG_2_T5	10.45	10.03	10.03	10.03	10.03	10.03	1.04	1		Lateral
514	M342	TWR_RED_DIAG_2_T5	10.45	10.03	10.03	10.03	10.03	10.03	1.04	1		Lateral
515	M350	TWR_RED_DIAG_2_T5	10.45	10.03	10.03	10.03	10.03	10.03	1.04	1		Lateral
516	M372	TWR_RED_DIAG_2_T6	10.45	10.02	10.02	10.02	10.02	10.02	1.04	1		Lateral
517	M380	TWR_RED_DIAG_2_T6	10.45	10.02	10.02	10.02	10.02	10.02	1.04	1		Lateral
518	M389	TWR_RED_DIAG_2_T6	10.45	10.02	10.02	10.02	10.02	10.02	1.04	1		Lateral
519	M397	TWR_RED_DIAG_2_T6	10.45	10.02	10.02	10.02	10.02	10.02	1.04	1		Lateral
520	M406	TWR_RED_DIAG_2_T6	10.45	10.02	10.02	10.02	10.02	10.02	1.04	1		Lateral
521	M414	TWR_RED_DIAG_2_T6	10.45	10.02	10.02	10.02	10.02	10.02	1.04	1		Lateral
522	M423	TWR_RED_DIAG_2_T6	10.45	10.02	10.02	10.02	10.02	10.02	1.04	1		Lateral
523	M431	TWR_RED_DIAG_2_T6	10.45	10.02	10.02	10.02	10.02	10.02	1.04	1		Lateral
524	M453	TWR_RED_DIAG_2_T7	10.45	9.93	9.93	9.93	9.93	9.93	1.05	1		Lateral
525	M461	TWR_RED_DIAG_2_T7	10.45	9.93	9.93	9.93	9.93	9.93	1.05	1		Lateral
526	M470	TWR_RED_DIAG_2_T7	10.45	9.93	9.93	9.93	9.93	9.93	1.05	1		Lateral
527	M478	TWR_RED_DIAG_2_T7	10.45	9.93	9.93	9.93	9.93	9.93	1.05	1		Lateral
528	M487	TWR_RED_DIAG_2_T7	10.45	9.93	9.93	9.93	9.93	9.93	1.05	1		Lateral
529	M495	TWR_RED_DIAG_2_T7	10.45	9.93	9.93	9.93	9.93	9.93	1.05	1		Lateral
530	M504	TWR_RED_DIAG_2_T7	10.45	9.93	9.93	9.93	9.93	9.93	1.05	1		Lateral
531	M512	TWR_RED_DIAG_2_T7	10.45	9.93	9.93	9.93	9.93	9.93	1.05	1		Lateral
532	M534	TWR_RED_DIAG_2_T8	10.45	9.92	9.92	9.92	9.92	9.92	1.05	1		Lateral
533	M542	TWR_RED_DIAG_2_T8	10.45	9.92	9.92	9.92	9.92	9.92	1.05	1		Lateral
534	M551	TWR_RED_DIAG_2_T8	10.45	9.92	9.92	9.92	9.92	9.92	1.05	1		Lateral
535	M559	TWR_RED_DIAG_2_T8	10.45	9.92	9.92	9.92	9.92	9.92	1.05	1		Lateral
536	M568	TWR_RED_DIAG_2_T8	10.45	9.92	9.92	9.92	9.92	9.92	1.05	1		Lateral
537	M576	TWR_RED_DIAG_2_T8	10.45	9.92	9.92	9.92	9.92	9.92	1.05	1		Lateral
538	M585	TWR_RED_DIAG_2_T8	10.45	9.92	9.92	9.92	9.92	9.92	1.05	1		Lateral
539	M593	TWR_RED_DIAG_2_T8	10.45	9.92	9.92	9.92	9.92	9.92	1.05	1		Lateral
540	M615	TWR_RED_DIAG_2_T9	10.45	9.91	9.91	9.91	9.91	9.91	1.05	1		Lateral
541	M623	TWR_RED_DIAG_2_T9	10.45	9.91	9.91	9.91	9.91	9.91	1.05	1		Lateral
542	M632	TWR_RED_DIAG_2_T9	10.45	9.91	9.91	9.91	9.91	9.91	1.05	1		Lateral
543	M640	TWR_RED_DIAG_2_T9	10.45	9.91	9.91	9.91	9.91	9.91	1.05	1		Lateral
544	M649	TWR_RED_DIAG_2_T9	10.45	9.91	9.91	9.91	9.91	9.91	1.05	1		Lateral
545	M657	TWR_RED_DIAG_2_T9	10.45	9.91	9.91	9.91	9.91	9.91	1.05	1		Lateral
546	M666	TWR_RED_DIAG_2_T9	10.45	9.91	9.91	9.91	9.91	9.91	1.05	1		Lateral
547	M674	TWR_RED_DIAG_2_T9	10.45	9.91	9.91	9.91	9.91	9.91	1.05	1		Lateral
548	M696	TWR_RED_DIAG_2_T10	10.23	9.44	9.44	9.44	9.44	9.44	1.05	1		Lateral
549	M706	TWR_RED_DIAG_2_T10	10.23	9.44	9.44	9.44	9.44	9.44	1.05	1		Lateral
550	M717	TWR_RED_DIAG_2_T10	10.343	9.553	9.553	9.553	9.553	9.553	1.05	1		Lateral
551	M727	TWR_RED_DIAG_2_T10	10.343	9.553	9.553	9.553	9.553	9.553	1.05	1		Lateral
552	M738	TWR_RED_DIAG_2_T10	10.23	9.44	9.44	9.44	9.44	9.44	1.05	1		Lateral
553	M748	TWR_RED_DIAG_2_T10	10.23	9.44	9.44	9.44	9.44	9.44	1.05	1		Lateral
554	M759	TWR_RED_DIAG_2_T10	10.343	9.553	9.553	9.553	9.553	9.553	1.05	1		Lateral
555	M769	TWR_RED_DIAG_2_T10	10.343	9.553	9.553	9.553	9.553	9.553	1.05	1		Lateral
556	M57	TWR_RED_DIAG_3_T2	10.45	10.13	10.13	10.13	10.13	10.13	1.04	1		Lateral
557	M58	TWR_RED_DIAG_3_T2	7.523	7.203	7.203	7.203	7.203	7.203	1.08	1		Lateral
558	M65	TWR_RED_DIAG_3_T2	10.45	10.13	10.13	10.13	10.13	10.13	1.04	1		Lateral
559	M66	TWR_RED_DIAG_3_T2	7.523	7.203	7.203	7.203	7.203	7.203	1.08	1		Lateral
560	M73	TWR_RED_DIAG_3_T2	10.45	10.13	10.13	10.13	10.13	10.13	1.04	1		Lateral
561	M74	TWR_RED_DIAG_3_T2	7.523	7.203	7.203	7.203	7.203	7.203	1.08	1		Lateral
562	M81	TWR_RED_DIAG_3_T2	10.45	10.13	10.13	10.13	10.13	10.13	1.04	1		Lateral
563	M82	TWR_RED_DIAG_3_T2	7.523	7.203	7.203	7.203	7.203	7.203	1.08	1		Lateral
564	M89	TWR_RED_DIAG_3_T2	10.45	10.13	10.13	10.13	10.13	10.13	1.04	1		Lateral
565	M90	TWR_RED_DIAG_3_T2	7.523	7.203	7.203	7.203	7.203	7.203	1.08	1		Lateral
566	M97	TWR_RED_DIAG_3_T2	10.45	10.13	10.13	10.13	10.13	10.13	1.04	1		Lateral
567	M98	TWR_RED_DIAG_3_T2	7.523	7.203	7.203	7.203	7.203	7.203	1.08	1		Lateral
568	M105	TWR_RED_DIAG_3_T2	10.45	10.13	10.13	10.13	10.13	10.13	1.04	1		Lateral
569	M106	TWR_RED_DIAG_3_T2	7.523	7.203	7.203	7.203	7.203	7.203	1.08	1		Lateral

Hot Rolled Steel Design Parameters (Continued)

	Label	Shape	Length[...	Lbyy[ft]	Lbzz[ft]	Lcomp to...	Lcomp bo...	L-torq...	Kyy	Kzz	Cb	Funct...
570	M113	TWR_RED_DIAG_3_T2	10.45	10.13	10.13	10.13	10.13	10.13	1.04	1		Lateral
571	M114	TWR_RED_DIAG_3_T2	7.523	7.203	7.203	7.203	7.203	7.203	1.08	1		Lateral
572	M130	TWR_RED_DIAG_3_T3	10.45	10.13	10.13	10.13	10.13	10.13	1.04	1		Lateral
573	M131	TWR_RED_DIAG_3_T3	7.523	7.203	7.203	7.203	7.203	7.203	1.08	1		Lateral
574	M138	TWR_RED_DIAG_3_T3	10.45	10.13	10.13	10.13	10.13	10.13	1.04	1		Lateral
575	M139	TWR_RED_DIAG_3_T3	7.523	7.203	7.203	7.203	7.203	7.203	1.08	1		Lateral
576	M147	TWR_RED_DIAG_3_T3	10.45	10.13	10.13	10.13	10.13	10.13	1.04	1		Lateral
577	M148	TWR_RED_DIAG_3_T3	7.523	7.203	7.203	7.203	7.203	7.203	1.08	1		Lateral
578	M155	TWR_RED_DIAG_3_T3	10.45	10.13	10.13	10.13	10.13	10.13	1.04	1		Lateral
579	M156	TWR_RED_DIAG_3_T3	7.523	7.203	7.203	7.203	7.203	7.203	1.08	1		Lateral
580	M164	TWR_RED_DIAG_3_T3	10.45	10.13	10.13	10.13	10.13	10.13	1.04	1		Lateral
581	M165	TWR_RED_DIAG_3_T3	7.523	7.203	7.203	7.203	7.203	7.203	1.08	1		Lateral
582	M172	TWR_RED_DIAG_3_T3	10.45	10.13	10.13	10.13	10.13	10.13	1.04	1		Lateral
583	M173	TWR_RED_DIAG_3_T3	7.523	7.203	7.203	7.203	7.203	7.203	1.08	1		Lateral
584	M181	TWR_RED_DIAG_3_T3	10.45	10.13	10.13	10.13	10.13	10.13	1.04	1		Lateral
585	M182	TWR_RED_DIAG_3_T3	7.523	7.203	7.203	7.203	7.203	7.203	1.08	1		Lateral
586	M189	TWR_RED_DIAG_3_T3	10.45	10.13	10.13	10.13	10.13	10.13	1.04	1		Lateral
587	M190	TWR_RED_DIAG_3_T3	7.523	7.203	7.203	7.203	7.203	7.203	1.08	1		Lateral
588	M211	TWR_RED_DIAG_3_T4	10.45	10.12	10.12	10.12	10.12	10.12	1.04	1		Lateral
589	M212	TWR_RED_DIAG_3_T4	7.523	7.193	7.193	7.193	7.193	7.193	1.08	1		Lateral
590	M219	TWR_RED_DIAG_3_T4	10.45	10.12	10.12	10.12	10.12	10.12	1.04	1		Lateral
591	M220	TWR_RED_DIAG_3_T4	7.523	7.193	7.193	7.193	7.193	7.193	1.08	1		Lateral
592	M228	TWR_RED_DIAG_3_T4	10.45	10.12	10.12	10.12	10.12	10.12	1.04	1		Lateral
593	M229	TWR_RED_DIAG_3_T4	7.523	7.193	7.193	7.193	7.193	7.193	1.08	1		Lateral
594	M236	TWR_RED_DIAG_3_T4	10.45	10.12	10.12	10.12	10.12	10.12	1.04	1		Lateral
595	M237	TWR_RED_DIAG_3_T4	7.523	7.193	7.193	7.193	7.193	7.193	1.08	1		Lateral
596	M245	TWR_RED_DIAG_3_T4	10.45	10.12	10.12	10.12	10.12	10.12	1.04	1		Lateral
597	M246	TWR_RED_DIAG_3_T4	7.523	7.193	7.193	7.193	7.193	7.193	1.08	1		Lateral
598	M253	TWR_RED_DIAG_3_T4	10.45	10.12	10.12	10.12	10.12	10.12	1.04	1		Lateral
599	M254	TWR_RED_DIAG_3_T4	7.523	7.193	7.193	7.193	7.193	7.193	1.08	1		Lateral
600	M262	TWR_RED_DIAG_3_T4	10.45	10.12	10.12	10.12	10.12	10.12	1.04	1		Lateral
601	M263	TWR_RED_DIAG_3_T4	7.523	7.193	7.193	7.193	7.193	7.193	1.08	1		Lateral
602	M270	TWR_RED_DIAG_3_T4	10.45	10.12	10.12	10.12	10.12	10.12	1.04	1		Lateral
603	M271	TWR_RED_DIAG_3_T4	7.523	7.193	7.193	7.193	7.193	7.193	1.08	1		Lateral
604	M292	TWR_RED_DIAG_3_T5	10.45	10.03	10.03	10.03	10.03	10.03	1.04	1		Lateral
605	M293	TWR_RED_DIAG_3_T5	7.523	7.103	7.103	7.103	7.103	7.103	1.09	1		Lateral
606	M300	TWR_RED_DIAG_3_T5	10.45	10.03	10.03	10.03	10.03	10.03	1.04	1		Lateral
607	M301	TWR_RED_DIAG_3_T5	7.523	7.103	7.103	7.103	7.103	7.103	1.09	1		Lateral
608	M309	TWR_RED_DIAG_3_T5	10.45	10.03	10.03	10.03	10.03	10.03	1.04	1		Lateral
609	M310	TWR_RED_DIAG_3_T5	7.523	7.103	7.103	7.103	7.103	7.103	1.09	1		Lateral
610	M317	TWR_RED_DIAG_3_T5	10.45	10.03	10.03	10.03	10.03	10.03	1.04	1		Lateral
611	M318	TWR_RED_DIAG_3_T5	7.523	7.103	7.103	7.103	7.103	7.103	1.09	1		Lateral
612	M326	TWR_RED_DIAG_3_T5	10.45	10.03	10.03	10.03	10.03	10.03	1.04	1		Lateral
613	M327	TWR_RED_DIAG_3_T5	7.523	7.103	7.103	7.103	7.103	7.103	1.09	1		Lateral
614	M334	TWR_RED_DIAG_3_T5	10.45	10.03	10.03	10.03	10.03	10.03	1.04	1		Lateral
615	M335	TWR_RED_DIAG_3_T5	7.523	7.103	7.103	7.103	7.103	7.103	1.09	1		Lateral
616	M343	TWR_RED_DIAG_3_T5	10.45	10.03	10.03	10.03	10.03	10.03	1.04	1		Lateral
617	M344	TWR_RED_DIAG_3_T5	7.523	7.103	7.103	7.103	7.103	7.103	1.09	1		Lateral
618	M351	TWR_RED_DIAG_3_T5	10.45	10.03	10.03	10.03	10.03	10.03	1.04	1		Lateral
619	M352	TWR_RED_DIAG_3_T5	7.523	7.103	7.103	7.103	7.103	7.103	1.09	1		Lateral
620	M373	TWR_RED_DIAG_3_T6	10.45	10.02	10.02	10.02	10.02	10.02	1.04	1		Lateral
621	M374	TWR_RED_DIAG_3_T6	7.523	7.093	7.093	7.093	7.093	7.093	1.09	1		Lateral
622	M381	TWR_RED_DIAG_3_T6	10.45	10.02	10.02	10.02	10.02	10.02	1.04	1		Lateral
623	M382	TWR_RED_DIAG_3_T6	7.523	7.093	7.093	7.093	7.093	7.093	1.09	1		Lateral
624	M390	TWR_RED_DIAG_3_T6	10.45	10.02	10.02	10.02	10.02	10.02	1.04	1		Lateral
625	M391	TWR_RED_DIAG_3_T6	7.523	7.093	7.093	7.093	7.093	7.093	1.09	1		Lateral
626	M398	TWR_RED_DIAG_3_T6	10.45	10.02	10.02	10.02	10.02	10.02	1.04	1		Lateral

Hot Rolled Steel Design Parameters (Continued)

	Label	Shape	Length[...	Lbyy[ft]	Lbzz[ft]	Lcomp to...	Lcomp bo...	L-torq...	Kyy	Kzz	Cb	Funct...
627	M399	TWR_RED_DIAG_3_T6	7.523	7.093	7.093	7.093	7.093	7.093	1.09	1		Lateral
628	M407	TWR_RED_DIAG_3_T6	10.45	10.02	10.02	10.02	10.02	10.02	1.04	1		Lateral
629	M408	TWR_RED_DIAG_3_T6	7.523	7.093	7.093	7.093	7.093	7.093	1.09	1		Lateral
630	M415	TWR_RED_DIAG_3_T6	10.45	10.02	10.02	10.02	10.02	10.02	1.04	1		Lateral
631	M416	TWR_RED_DIAG_3_T6	7.523	7.093	7.093	7.093	7.093	7.093	1.09	1		Lateral
632	M424	TWR_RED_DIAG_3_T6	10.45	10.02	10.02	10.02	10.02	10.02	1.04	1		Lateral
633	M425	TWR_RED_DIAG_3_T6	7.523	7.093	7.093	7.093	7.093	7.093	1.09	1		Lateral
634	M432	TWR_RED_DIAG_3_T6	10.45	10.02	10.02	10.02	10.02	10.02	1.04	1		Lateral
635	M433	TWR_RED_DIAG_3_T6	7.523	7.093	7.093	7.093	7.093	7.093	1.09	1		Lateral
636	M454	TWR_RED_DIAG_3_T7	10.45	9.93	9.93	9.93	9.93	9.93	1.05	1		Lateral
637	M455	TWR_RED_DIAG_3_T7	7.523	7.003	7.003	7.003	7.003	7.003	1.09	1		Lateral
638	M462	TWR_RED_DIAG_3_T7	10.45	9.93	9.93	9.93	9.93	9.93	1.05	1		Lateral
639	M463	TWR_RED_DIAG_3_T7	7.523	7.003	7.003	7.003	7.003	7.003	1.09	1		Lateral
640	M471	TWR_RED_DIAG_3_T7	10.45	9.93	9.93	9.93	9.93	9.93	1.05	1		Lateral
641	M472	TWR_RED_DIAG_3_T7	7.523	7.003	7.003	7.003	7.003	7.003	1.09	1		Lateral
642	M479	TWR_RED_DIAG_3_T7	10.45	9.93	9.93	9.93	9.93	9.93	1.05	1		Lateral
643	M480	TWR_RED_DIAG_3_T7	7.523	7.003	7.003	7.003	7.003	7.003	1.09	1		Lateral
644	M488	TWR_RED_DIAG_3_T7	10.45	9.93	9.93	9.93	9.93	9.93	1.05	1		Lateral
645	M489	TWR_RED_DIAG_3_T7	7.523	7.003	7.003	7.003	7.003	7.003	1.09	1		Lateral
646	M496	TWR_RED_DIAG_3_T7	10.45	9.93	9.93	9.93	9.93	9.93	1.05	1		Lateral
647	M497	TWR_RED_DIAG_3_T7	7.523	7.003	7.003	7.003	7.003	7.003	1.09	1		Lateral
648	M505	TWR_RED_DIAG_3_T7	10.45	9.93	9.93	9.93	9.93	9.93	1.05	1		Lateral
649	M506	TWR_RED_DIAG_3_T7	7.523	7.003	7.003	7.003	7.003	7.003	1.09	1		Lateral
650	M513	TWR_RED_DIAG_3_T7	10.45	9.93	9.93	9.93	9.93	9.93	1.05	1		Lateral
651	M514	TWR_RED_DIAG_3_T7	7.523	7.003	7.003	7.003	7.003	7.003	1.09	1		Lateral
652	M535	TWR_RED_DIAG_3_T8	10.45	9.92	9.92	9.92	9.92	9.92	1.05	1		Lateral
653	M536	TWR_RED_DIAG_3_T8	7.523	6.993	6.993	6.993	6.993	6.993	1.09	1		Lateral
654	M543	TWR_RED_DIAG_3_T8	10.45	9.92	9.92	9.92	9.92	9.92	1.05	1		Lateral
655	M544	TWR_RED_DIAG_3_T8	7.523	6.993	6.993	6.993	6.993	6.993	1.09	1		Lateral
656	M552	TWR_RED_DIAG_3_T8	10.45	9.92	9.92	9.92	9.92	9.92	1.05	1		Lateral
657	M553	TWR_RED_DIAG_3_T8	7.523	6.993	6.993	6.993	6.993	6.993	1.09	1		Lateral
658	M560	TWR_RED_DIAG_3_T8	10.45	9.92	9.92	9.92	9.92	9.92	1.05	1		Lateral
659	M561	TWR_RED_DIAG_3_T8	7.523	6.993	6.993	6.993	6.993	6.993	1.09	1		Lateral
660	M569	TWR_RED_DIAG_3_T8	10.45	9.92	9.92	9.92	9.92	9.92	1.05	1		Lateral
661	M570	TWR_RED_DIAG_3_T8	7.523	6.993	6.993	6.993	6.993	6.993	1.09	1		Lateral
662	M577	TWR_RED_DIAG_3_T8	10.45	9.92	9.92	9.92	9.92	9.92	1.05	1		Lateral
663	M578	TWR_RED_DIAG_3_T8	7.523	6.993	6.993	6.993	6.993	6.993	1.09	1		Lateral
664	M586	TWR_RED_DIAG_3_T8	10.45	9.92	9.92	9.92	9.92	9.92	1.05	1		Lateral
665	M587	TWR_RED_DIAG_3_T8	7.523	6.993	6.993	6.993	6.993	6.993	1.09	1		Lateral
666	M594	TWR_RED_DIAG_3_T8	10.45	9.92	9.92	9.92	9.92	9.92	1.05	1		Lateral
667	M595	TWR_RED_DIAG_3_T8	7.523	6.993	6.993	6.993	6.993	6.993	1.09	1		Lateral
668	M616	TWR_RED_DIAG_3_T9	10.45	9.91	9.91	9.91	9.91	9.91	1.05	1		Lateral
669	M617	TWR_RED_DIAG_3_T9	7.523	6.983	6.983	6.983	6.983	6.983	1.09	1		Lateral
670	M624	TWR_RED_DIAG_3_T9	10.45	9.91	9.91	9.91	9.91	9.91	1.05	1		Lateral
671	M625	TWR_RED_DIAG_3_T9	7.523	6.983	6.983	6.983	6.983	6.983	1.09	1		Lateral
672	M633	TWR_RED_DIAG_3_T9	10.45	9.91	9.91	9.91	9.91	9.91	1.05	1		Lateral
673	M634	TWR_RED_DIAG_3_T9	7.523	6.983	6.983	6.983	6.983	6.983	1.09	1		Lateral
674	M641	TWR_RED_DIAG_3_T9	10.45	9.91	9.91	9.91	9.91	9.91	1.05	1		Lateral
675	M642	TWR_RED_DIAG_3_T9	7.523	6.983	6.983	6.983	6.983	6.983	1.09	1		Lateral
676	M650	TWR_RED_DIAG_3_T9	10.45	9.91	9.91	9.91	9.91	9.91	1.05	1		Lateral
677	M651	TWR_RED_DIAG_3_T9	7.523	6.983	6.983	6.983	6.983	6.983	1.09	1		Lateral
678	M658	TWR_RED_DIAG_3_T9	10.45	9.91	9.91	9.91	9.91	9.91	1.05	1		Lateral
679	M659	TWR_RED_DIAG_3_T9	7.523	6.983	6.983	6.983	6.983	6.983	1.09	1		Lateral
680	M667	TWR_RED_DIAG_3_T9	10.45	9.91	9.91	9.91	9.91	9.91	1.05	1		Lateral
681	M668	TWR_RED_DIAG_3_T9	7.523	6.983	6.983	6.983	6.983	6.983	1.09	1		Lateral
682	M675	TWR_RED_DIAG_3_T9	10.45	9.91	9.91	9.91	9.91	9.91	1.05	1		Lateral
683	M676	TWR_RED_DIAG_3_T9	7.523	6.983	6.983	6.983	6.983	6.983	1.09	1		Lateral

Hot Rolled Steel Design Parameters (Continued)

	Label	Shape	Length[...	Lbyy[ft]	Lbzz[ft]	Lcomp to...	Lcomp bo...	L-torq...	Kyy	Kzz	Cb	Funct...
684	M698	TWR_RED_DIAG_3_T10	12.556	11.896	11.896	11.896	11.896	11.896	1.03	1		Lateral
685	M708	TWR_RED_DIAG_3_T10	12.556	11.896	11.896	11.896	11.896	11.896	1.03	1		Lateral
686	M719	TWR_RED_DIAG_3_T10	12.679	12.019	12.019	12.019	12.019	12.019	1.03	1		Lateral
687	M729	TWR_RED_DIAG_3_T10	12.679	12.019	12.019	12.019	12.019	12.019	1.03	1		Lateral
688	M740	TWR_RED_DIAG_3_T10	12.556	11.896	11.896	11.896	11.896	11.896	1.03	1		Lateral
689	M750	TWR_RED_DIAG_3_T10	12.556	11.896	11.896	11.896	11.896	11.896	1.03	1		Lateral
690	M761	TWR_RED_DIAG_3_T10	12.679	12.266	12.266	12.266	12.266	12.266	1.03	1		Lateral
691	M771	TWR_RED_DIAG_3_T10	12.679	12.019	12.019	12.019	12.019	12.019	1.03	1		Lateral
692	M699	TWR_RED_DIAG_4_T10	10.675	9.995	9.995	9.995	9.995	9.995	1.05	1		Lateral
693	M700	TWR_RED_DIAG_4_T10	8.199	7.519	7.519	7.519	7.519	7.519	1.08	1		Lateral
694	M709	TWR_RED_DIAG_4_T10	10.675	9.995	9.995	9.995	9.995	9.995	1.05	1		Lateral
695	M710	TWR_RED_DIAG_4_T10	8.199	7.519	7.519	7.519	7.519	7.519	1.08	1		Lateral
696	M720	TWR_RED_DIAG_4_T10	10.565	9.885	9.885	9.885	9.885	9.885	1.05	1		Lateral
697	M721	TWR_RED_DIAG_4_T10	8.293	7.613	7.613	7.613	7.613	7.613	1.08	1		Lateral
698	M730	TWR_RED_DIAG_4_T10	10.565	9.885	9.885	9.885	9.885	9.885	1.05	1		Lateral
699	M731	TWR_RED_DIAG_4_T10	8.293	7.613	7.613	7.613	7.613	7.613	1.08	1		Lateral
700	M741	TWR_RED_DIAG_4_T10	10.675	9.995	9.995	9.995	9.995	9.995	1.05	1		Lateral
701	M742	TWR_RED_DIAG_4_T10	8.199	7.519	7.519	7.519	7.519	7.519	1.08	1		Lateral
702	M751	TWR_RED_DIAG_4_T10	10.675	9.995	9.995	9.995	9.995	9.995	1.05	1		Lateral
703	M752	TWR_RED_DIAG_4_T10	8.199	7.519	7.519	7.519	7.519	7.519	1.08	1		Lateral
704	M762	TWR_RED_DIAG_4_T10	10.565	9.885	9.885	9.885	9.885	9.885	1.05	1		Lateral
705	M763	TWR_RED_DIAG_4_T10	8.293	7.613	7.613	7.613	7.613	7.613	1.08	1		Lateral
706	M772	TWR_RED_DIAG_4_T10	10.565	9.885	9.885	9.885	9.885	9.885	1.05	1		Lateral
707	M773	TWR_RED_DIAG_4_T10	8.293	7.613	7.613	7.613	7.613	7.613	1.08	1		Lateral
708	M17	TWR_RED_DIAG_T1	9.149	8.839	8.839	8.839	8.839	8.839	1	1		Lateral
709	M20	TWR_RED_DIAG_T1	9.149	8.839	8.839	8.839	8.839	8.839	1	1		Lateral
710	M24	TWR_RED_DIAG_T1	9.149	8.839	8.839	8.839	8.839	8.839	1	1		Lateral
711	M27	TWR_RED_DIAG_T1	9.149	8.839	8.839	8.839	8.839	8.839	1	1		Lateral
712	M31	TWR_RED_DIAG_T1	9.149	8.839	8.839	8.839	8.839	8.839	1	1		Lateral
713	M34	TWR_RED_DIAG_T1	9.149	8.839	8.839	8.839	8.839	8.839	1	1		Lateral
714	M38	TWR_RED_DIAG_T1	9.149	8.839	8.839	8.839	8.839	8.839	1	1		Lateral
715	M41	TWR_RED_DIAG_T1	9.149	8.839	8.839	8.839	8.839	8.839	1	1		Lateral
716	M54	TWR_RED_DIAG_T2	7.523	7.06	7.06	7.06	7.06	7.06	1	1		Lateral
717	M62	TWR_RED_DIAG_T2	7.523	7.06	7.06	7.06	7.06	7.06	1	1		Lateral
718	M70	TWR_RED_DIAG_T2	7.523	7.06	7.06	7.06	7.06	7.06	1	1		Lateral
719	M78	TWR_RED_DIAG_T2	7.523	7.06	7.06	7.06	7.06	7.06	1	1		Lateral
720	M86	TWR_RED_DIAG_T2	7.523	7.06	7.06	7.06	7.06	7.06	1	1		Lateral
721	M94	TWR_RED_DIAG_T2	7.523	7.06	7.06	7.06	7.06	7.06	1	1		Lateral
722	M102	TWR_RED_DIAG_T2	7.523	7.06	7.06	7.06	7.06	7.06	1	1		Lateral
723	M110	TWR_RED_DIAG_T2	7.523	7.06	7.06	7.06	7.06	7.06	1	1		Lateral
724	M127	TWR_RED_DIAG_T3	7.523	7.06	7.06	7.06	7.06	7.06	1	1		Lateral
725	M135	TWR_RED_DIAG_T3	7.523	7.06	7.06	7.06	7.06	7.06	1	1		Lateral
726	M144	TWR_RED_DIAG_T3	7.523	7.06	7.06	7.06	7.06	7.06	1	1		Lateral
727	M152	TWR_RED_DIAG_T3	7.523	7.06	7.06	7.06	7.06	7.06	1	1		Lateral
728	M161	TWR_RED_DIAG_T3	7.523	7.06	7.06	7.06	7.06	7.06	1	1		Lateral
729	M169	TWR_RED_DIAG_T3	7.523	7.06	7.06	7.06	7.06	7.06	1	1		Lateral
730	M178	TWR_RED_DIAG_T3	7.523	7.06	7.06	7.06	7.06	7.06	1	1		Lateral
731	M186	TWR_RED_DIAG_T3	7.523	7.06	7.06	7.06	7.06	7.06	1	1		Lateral
732	M208	TWR_RED_DIAG_T4	7.523	7.05	7.05	7.05	7.05	7.05	1	1		Lateral
733	M216	TWR_RED_DIAG_T4	7.523	7.05	7.05	7.05	7.05	7.05	1	1		Lateral
734	M225	TWR_RED_DIAG_T4	7.523	7.05	7.05	7.05	7.05	7.05	1	1		Lateral
735	M233	TWR_RED_DIAG_T4	7.523	7.05	7.05	7.05	7.05	7.05	1	1		Lateral
736	M242	TWR_RED_DIAG_T4	7.523	7.05	7.05	7.05	7.05	7.05	1	1		Lateral
737	M250	TWR_RED_DIAG_T4	7.523	7.05	7.05	7.05	7.05	7.05	1	1		Lateral
738	M259	TWR_RED_DIAG_T4	7.523	7.05	7.05	7.05	7.05	7.05	1	1		Lateral
739	M267	TWR_RED_DIAG_T4	7.523	7.05	7.05	7.05	7.05	7.05	1	1		Lateral
740	M289	TWR_RED_DIAG_T5	7.523	6.92	6.92	6.92	6.92	6.92	1	1		Lateral

Hot Rolled Steel Design Parameters (Continued)

	Label	Shape	Length[...	Lbyy[ft]	Lbzz[ft]	Lcomp to...	Lcomp bo...	L-torq...	Kyy	Kzz	Cb	Funct...
741	M297	TWR_RED_DIAG_T5	7.523	6.92	6.92	6.92	6.92	6.92	1	1		Lateral
742	M306	TWR_RED_DIAG_T5	7.523	6.92	6.92	6.92	6.92	6.92	1	1		Lateral
743	M314	TWR_RED_DIAG_T5	7.523	6.92	6.92	6.92	6.92	6.92	1	1		Lateral
744	M323	TWR_RED_DIAG_T5	7.523	6.92	6.92	6.92	6.92	6.92	1	1		Lateral
745	M331	TWR_RED_DIAG_T5	7.523	6.92	6.92	6.92	6.92	6.92	1	1		Lateral
746	M340	TWR_RED_DIAG_T5	7.523	6.92	6.92	6.92	6.92	6.92	1	1		Lateral
747	M348	TWR_RED_DIAG_T5	7.523	6.92	6.92	6.92	6.92	6.92	1	1		Lateral
748	M370	TWR_RED_DIAG_T6	7.523	6.91	6.91	6.91	6.91	6.91	1	1		Lateral
749	M378	TWR_RED_DIAG_T6	7.523	6.91	6.91	6.91	6.91	6.91	1	1		Lateral
750	M387	TWR_RED_DIAG_T6	7.523	6.91	6.91	6.91	6.91	6.91	1	1		Lateral
751	M395	TWR_RED_DIAG_T6	7.523	6.91	6.91	6.91	6.91	6.91	1	1		Lateral
752	M404	TWR_RED_DIAG_T6	7.523	6.91	6.91	6.91	6.91	6.91	1	1		Lateral
753	M412	TWR_RED_DIAG_T6	7.523	6.91	6.91	6.91	6.91	6.91	1	1		Lateral
754	M421	TWR_RED_DIAG_T6	7.523	6.91	6.91	6.91	6.91	6.91	1	1		Lateral
755	M429	TWR_RED_DIAG_T6	7.523	6.91	6.91	6.91	6.91	6.91	1	1		Lateral
756	M451	TWR_RED_DIAG_T7	7.523	6.77	6.77	6.77	6.77	6.77	1	1		Lateral
757	M459	TWR_RED_DIAG_T7	7.523	6.77	6.77	6.77	6.77	6.77	1	1		Lateral
758	M468	TWR_RED_DIAG_T7	7.523	6.77	6.77	6.77	6.77	6.77	1	1		Lateral
759	M476	TWR_RED_DIAG_T7	7.523	6.77	6.77	6.77	6.77	6.77	1	1		Lateral
760	M485	TWR_RED_DIAG_T7	7.523	6.77	6.77	6.77	6.77	6.77	1	1		Lateral
761	M493	TWR_RED_DIAG_T7	7.523	6.77	6.77	6.77	6.77	6.77	1	1		Lateral
762	M502	TWR_RED_DIAG_T7	7.523	6.77	6.77	6.77	6.77	6.77	1	1		Lateral
763	M510	TWR_RED_DIAG_T7	7.523	6.77	6.77	6.77	6.77	6.77	1	1		Lateral
764	M532	TWR_RED_DIAG_T8	7.523	6.76	6.76	6.76	6.76	6.76	1	1		Lateral
765	M540	TWR_RED_DIAG_T8	7.523	6.76	6.76	6.76	6.76	6.76	1	1		Lateral
766	M549	TWR_RED_DIAG_T8	7.523	6.76	6.76	6.76	6.76	6.76	1	1		Lateral
767	M557	TWR_RED_DIAG_T8	7.523	6.76	6.76	6.76	6.76	6.76	1	1		Lateral
768	M566	TWR_RED_DIAG_T8	7.523	6.76	6.76	6.76	6.76	6.76	1	1		Lateral
769	M574	TWR_RED_DIAG_T8	7.523	6.76	6.76	6.76	6.76	6.76	1	1		Lateral
770	M583	TWR_RED_DIAG_T8	7.523	6.76	6.76	6.76	6.76	6.76	1	1		Lateral
771	M591	TWR_RED_DIAG_T8	7.523	6.76	6.76	6.76	6.76	6.76	1	1		Lateral
772	M613	TWR_RED_DIAG_T9	7.523	6.74	6.74	6.74	6.74	6.74	1	1		Lateral
773	M621	TWR_RED_DIAG_T9	7.523	6.74	6.74	6.74	6.74	6.74	1	1		Lateral
774	M630	TWR_RED_DIAG_T9	7.523	6.74	6.74	6.74	6.74	6.74	1	1		Lateral
775	M638	TWR_RED_DIAG_T9	7.523	6.74	6.74	6.74	6.74	6.74	1	1		Lateral
776	M647	TWR_RED_DIAG_T9	7.523	6.74	6.74	6.74	6.74	6.74	1	1		Lateral
777	M655	TWR_RED_DIAG_T9	7.523	6.74	6.74	6.74	6.74	6.74	1	1		Lateral
778	M664	TWR_RED_DIAG_T9	7.523	6.74	6.74	6.74	6.74	6.74	1	1		Lateral
779	M672	TWR_RED_DIAG_T9	7.523	6.74	6.74	6.74	6.74	6.74	1	1		Lateral
780	M694	TWR_RED_DIAG_T10	8.199	6.809	6.809	6.809	6.809	6.809	1	1		Lateral
781	M704	TWR_RED_DIAG_T10	8.199	6.809	6.809	6.809	6.809	6.809	1	1		Lateral
782	M715	TWR_RED_DIAG_T10	8.293	6.903	6.903	6.903	6.903	6.903	1	1		Lateral
783	M725	TWR_RED_DIAG_T10	8.293	6.903	6.903	6.903	6.903	6.903	1	1		Lateral
784	M736	TWR_RED_DIAG_T10	8.199	6.809	6.809	6.809	6.809	6.809	1	1		Lateral
785	M746	TWR_RED_DIAG_T10	8.199	6.809	6.809	6.809	6.809	6.809	1	1		Lateral
786	M757	TWR_RED_DIAG_T10	8.293	6.903	6.903	6.903	6.903	6.903	1	1		Lateral
787	M767	TWR_RED_DIAG_T10	8.293	6.903	6.903	6.903	6.903	6.903	1	1		Lateral
788	M807	TWR_RED_HIPDIA_1_T10	13.929	13.929	13.929	13.929	13.929	13.929	1.02	1		Lateral
789	M808	TWR_RED_HIPDIA_1_T10	13.817	13.817	13.817	13.817	13.817	13.817	1.02	1		Lateral
790	M809	TWR_RED_HIPDIA_1_T10	13.817	13.817	13.817	13.817	13.817	13.817	1.02	1		Lateral
791	M810	TWR_RED_HIPDIA_1_T10	13.929	13.929	13.929	13.929	13.929	13.929	1.02	1		Lateral
792	M811	TWR_RED_HIPDIA_1_T10	13.929	13.929	13.929	13.929	13.929	13.929	1.02	1		Lateral
793	M812	TWR_RED_HIPDIA_1_T10	13.817	13.817	13.817	13.817	13.817	13.817	1.02	1		Lateral
794	M813	TWR_RED_HIPDIA_1_T10	13.817	13.817	13.817	13.817	13.817	13.817	1.02	1		Lateral
795	M814	TWR_RED_HIPDIA_1_T10	13.929	13.929	13.929	13.929	13.929	13.929	1.02	1		Lateral
796	M1246	TWR_RED_HIPDIA_2_T2	12.14	12.14	12.14	12.14	12.14	12.14	1.03	1		Lateral
797	M1247	TWR_RED_HIPDIA_2_T2	12.14	12.14	12.14	12.14	12.14	12.14	1.03	1		Lateral

Hot Rolled Steel Design Parameters (Continued)

	Label	Shape	Length[...	Lbyy[ft]	Lbzz[ft]	Lcomp to...	Lcomp bo...	L-torq...	Kyy	Kzz	Cb	Funct...
798	M1248	TWR_RED_HIPDIA_2_T2	12.14	12.14	12.14	12.14	12.14	12.14	1.03	1		Lateral
799	M1249	TWR_RED_HIPDIA_2_T2	12.14	12.14	12.14	12.14	12.14	12.14	1.03	1		Lateral
800	M1250	TWR_RED_HIPDIA_2_T2	12.14	12.14	12.14	12.14	12.14	12.14	1.03	1		Lateral
801	M1251	TWR_RED_HIPDIA_2_T2	12.14	12.14	12.14	12.14	12.14	12.14	1.03	1		Lateral
802	M1252	TWR_RED_HIPDIA_2_T2	12.14	12.14	12.14	12.14	12.14	12.14	1.03	1		Lateral
803	M1253	TWR_RED_HIPDIA_2_T2	12.14	12.14	12.14	12.14	12.14	12.14	1.03	1		Lateral
804	M1194	TWR_RED_HIPDIA_2_T3	12.14	12.14	12.14	12.14	12.14	12.14	1.03	1		Lateral
805	M1195	TWR_RED_HIPDIA_2_T3	12.14	12.14	12.14	12.14	12.14	12.14	1.03	1		Lateral
806	M1196	TWR_RED_HIPDIA_2_T3	12.14	12.14	12.14	12.14	12.14	12.14	1.03	1		Lateral
807	M1197	TWR_RED_HIPDIA_2_T3	12.14	12.14	12.14	12.14	12.14	12.14	1.03	1		Lateral
808	M1198	TWR_RED_HIPDIA_2_T3	12.14	12.14	12.14	12.14	12.14	12.14	1.03	1		Lateral
809	M1199	TWR_RED_HIPDIA_2_T3	12.14	12.14	12.14	12.14	12.14	12.14	1.03	1		Lateral
810	M1200	TWR_RED_HIPDIA_2_T3	12.14	12.14	12.14	12.14	12.14	12.14	1.03	1		Lateral
811	M1201	TWR_RED_HIPDIA_2_T3	12.14	12.14	12.14	12.14	12.14	12.14	1.03	1		Lateral
812	M1142	TWR_RED_HIPDIA_2_T4	12.14	12.14	12.14	12.14	12.14	12.14	1.03	1		Lateral
813	M1143	TWR_RED_HIPDIA_2_T4	12.14	12.14	12.14	12.14	12.14	12.14	1.03	1		Lateral
814	M1144	TWR_RED_HIPDIA_2_T4	12.14	12.14	12.14	12.14	12.14	12.14	1.03	1		Lateral
815	M1145	TWR_RED_HIPDIA_2_T4	12.14	12.14	12.14	12.14	12.14	12.14	1.03	1		Lateral
816	M1146	TWR_RED_HIPDIA_2_T4	12.14	12.14	12.14	12.14	12.14	12.14	1.03	1		Lateral
817	M1147	TWR_RED_HIPDIA_2_T4	12.14	12.14	12.14	12.14	12.14	12.14	1.03	1		Lateral
818	M1148	TWR_RED_HIPDIA_2_T4	12.14	12.14	12.14	12.14	12.14	12.14	1.03	1		Lateral
819	M1149	TWR_RED_HIPDIA_2_T4	12.14	12.14	12.14	12.14	12.14	12.14	1.03	1		Lateral
820	M1090	TWR_RED_HIPDIA_2_T5	12.14	12.14	12.14	12.14	12.14	12.14	1.03	1		Lateral
821	M1091	TWR_RED_HIPDIA_2_T5	12.14	12.14	12.14	12.14	12.14	12.14	1.03	1		Lateral
822	M1092	TWR_RED_HIPDIA_2_T5	12.14	12.14	12.14	12.14	12.14	12.14	1.03	1		Lateral
823	M1093	TWR_RED_HIPDIA_2_T5	12.14	12.14	12.14	12.14	12.14	12.14	1.03	1		Lateral
824	M1094	TWR_RED_HIPDIA_2_T5	12.14	12.14	12.14	12.14	12.14	12.14	1.03	1		Lateral
825	M1095	TWR_RED_HIPDIA_2_T5	12.14	12.14	12.14	12.14	12.14	12.14	1.03	1		Lateral
826	M1096	TWR_RED_HIPDIA_2_T5	12.14	12.14	12.14	12.14	12.14	12.14	1.03	1		Lateral
827	M1097	TWR_RED_HIPDIA_2_T5	12.14	12.14	12.14	12.14	12.14	12.14	1.03	1		Lateral
828	M1038	TWR_RED_HIPDIA_2_T6	12.14	12.14	12.14	12.14	12.14	12.14	1.03	1		Lateral
829	M1039	TWR_RED_HIPDIA_2_T6	12.14	12.14	12.14	12.14	12.14	12.14	1.03	1		Lateral
830	M1040	TWR_RED_HIPDIA_2_T6	12.14	12.14	12.14	12.14	12.14	12.14	1.03	1		Lateral
831	M1041	TWR_RED_HIPDIA_2_T6	12.14	12.14	12.14	12.14	12.14	12.14	1.03	1		Lateral
832	M1042	TWR_RED_HIPDIA_2_T6	12.14	12.14	12.14	12.14	12.14	12.14	1.03	1		Lateral
833	M1043	TWR_RED_HIPDIA_2_T6	12.14	12.14	12.14	12.14	12.14	12.14	1.03	1		Lateral
834	M1044	TWR_RED_HIPDIA_2_T6	12.14	12.14	12.14	12.14	12.14	12.14	1.03	1		Lateral
835	M1045	TWR_RED_HIPDIA_2_T6	12.14	12.14	12.14	12.14	12.14	12.14	1.03	1		Lateral
836	M986	TWR_RED_HIPDIA_2_T7	12.14	12.14	12.14	12.14	12.14	12.14	1.03	1		Lateral
837	M987	TWR_RED_HIPDIA_2_T7	12.14	12.14	12.14	12.14	12.14	12.14	1.03	1		Lateral
838	M988	TWR_RED_HIPDIA_2_T7	12.14	12.14	12.14	12.14	12.14	12.14	1.03	1		Lateral
839	M989	TWR_RED_HIPDIA_2_T7	12.14	12.14	12.14	12.14	12.14	12.14	1.03	1		Lateral
840	M990	TWR_RED_HIPDIA_2_T7	12.14	12.14	12.14	12.14	12.14	12.14	1.03	1		Lateral
841	M991	TWR_RED_HIPDIA_2_T7	12.14	12.14	12.14	12.14	12.14	12.14	1.03	1		Lateral
842	M992	TWR_RED_HIPDIA_2_T7	12.14	12.14	12.14	12.14	12.14	12.14	1.03	1		Lateral
843	M993	TWR_RED_HIPDIA_2_T7	12.14	12.14	12.14	12.14	12.14	12.14	1.03	1		Lateral
844	M934	TWR_RED_HIPDIA_2_T8	12.14	12.14	12.14	12.14	12.14	12.14	1.03	1		Lateral
845	M935	TWR_RED_HIPDIA_2_T8	12.14	12.14	12.14	12.14	12.14	12.14	1.03	1		Lateral
846	M936	TWR_RED_HIPDIA_2_T8	12.14	12.14	12.14	12.14	12.14	12.14	1.03	1		Lateral
847	M937	TWR_RED_HIPDIA_2_T8	12.14	12.14	12.14	12.14	12.14	12.14	1.03	1		Lateral
848	M938	TWR_RED_HIPDIA_2_T8	12.14	12.14	12.14	12.14	12.14	12.14	1.03	1		Lateral
849	M939	TWR_RED_HIPDIA_2_T8	12.14	12.14	12.14	12.14	12.14	12.14	1.03	1		Lateral
850	M940	TWR_RED_HIPDIA_2_T8	12.14	12.14	12.14	12.14	12.14	12.14	1.03	1		Lateral
851	M941	TWR_RED_HIPDIA_2_T8	12.14	12.14	12.14	12.14	12.14	12.14	1.03	1		Lateral
852	M815	TWR_RED_HIPDIA_3_T10	15.567	15.567	15.567	15.567	15.567	15.567	1.02	1		Lateral
853	M816	TWR_RED_HIPDIA_3_T10	15.366	15.366	15.366	15.366	15.366	15.366	1.02	1		Lateral
854	M817	TWR_RED_HIPDIA_3_T10	15.366	15.366	15.366	15.366	15.366	15.366	1.02	1		Lateral

Hot Rolled Steel Design Parameters (Continued)

	Label	Shape	Length[...	Lbyy[ft]	Lbzz[ft]	Lcomp to...	Lcomp bo...	L-torq...	Kyy	Kzz	Cb	Funct...
855	M818	TWR_RED_HIPDIA_3_T10	15.567	15.567	15.567	15.567	15.567	15.567	1.02	1		Lateral
856	M819	TWR_RED_HIPDIA_3_T10	15.567	15.567	15.567	15.567	15.567	15.567	1.02	1		Lateral
857	M820	TWR_RED_HIPDIA_3_T10	15.366	15.366	15.366	15.366	15.366	15.366	1.02	1		Lateral
858	M821	TWR_RED_HIPDIA_3_T10	15.366	15.366	15.366	15.366	15.366	15.366	1.02	1		Lateral
859	M822	TWR_RED_HIPDIA_3_T10	15.567	15.567	15.567	15.567	15.567	15.567	1.02	1		Lateral
860	M1238	TWR_RED_HIPDIA_T2	10.031	10.031	10.031	10.031	10.031	10.031	1.04	1		Lateral
861	M1239	TWR_RED_HIPDIA_T2	10.031	10.031	10.031	10.031	10.031	10.031	1.04	1		Lateral
862	M1240	TWR_RED_HIPDIA_T2	10.031	10.031	10.031	10.031	10.031	10.031	1.04	1		Lateral
863	M1241	TWR_RED_HIPDIA_T2	10.031	10.031	10.031	10.031	10.031	10.031	1.04	1		Lateral
864	M1242	TWR_RED_HIPDIA_T2	10.031	10.031	10.031	10.031	10.031	10.031	1.04	1		Lateral
865	M1243	TWR_RED_HIPDIA_T2	10.031	10.031	10.031	10.031	10.031	10.031	1.04	1		Lateral
866	M1244	TWR_RED_HIPDIA_T2	10.031	10.031	10.031	10.031	10.031	10.031	1.04	1		Lateral
867	M1245	TWR_RED_HIPDIA_T2	10.031	10.031	10.031	10.031	10.031	10.031	1.04	1		Lateral
868	M1186	TWR_RED_HIPDIA_T3	10.031	10.031	10.031	10.031	10.031	10.031	1.04	1		Lateral
869	M1187	TWR_RED_HIPDIA_T3	10.031	10.031	10.031	10.031	10.031	10.031	1.04	1		Lateral
870	M1188	TWR_RED_HIPDIA_T3	10.031	10.031	10.031	10.031	10.031	10.031	1.04	1		Lateral
871	M1189	TWR_RED_HIPDIA_T3	10.031	10.031	10.031	10.031	10.031	10.031	1.04	1		Lateral
872	M1190	TWR_RED_HIPDIA_T3	10.031	10.031	10.031	10.031	10.031	10.031	1.04	1		Lateral
873	M1191	TWR_RED_HIPDIA_T3	10.031	10.031	10.031	10.031	10.031	10.031	1.04	1		Lateral
874	M1192	TWR_RED_HIPDIA_T3	10.031	10.031	10.031	10.031	10.031	10.031	1.04	1		Lateral
875	M1193	TWR_RED_HIPDIA_T3	10.031	10.031	10.031	10.031	10.031	10.031	1.04	1		Lateral
876	M1134	TWR_RED_HIPDIA_T4	10.031	10.031	10.031	10.031	10.031	10.031	1.04	1		Lateral
877	M1135	TWR_RED_HIPDIA_T4	10.031	10.031	10.031	10.031	10.031	10.031	1.04	1		Lateral
878	M1136	TWR_RED_HIPDIA_T4	10.031	10.031	10.031	10.031	10.031	10.031	1.04	1		Lateral
879	M1137	TWR_RED_HIPDIA_T4	10.031	10.031	10.031	10.031	10.031	10.031	1.04	1		Lateral
880	M1138	TWR_RED_HIPDIA_T4	10.031	10.031	10.031	10.031	10.031	10.031	1.04	1		Lateral
881	M1139	TWR_RED_HIPDIA_T4	10.031	10.031	10.031	10.031	10.031	10.031	1.04	1		Lateral
882	M1140	TWR_RED_HIPDIA_T4	10.031	10.031	10.031	10.031	10.031	10.031	1.04	1		Lateral
883	M1141	TWR_RED_HIPDIA_T4	10.031	10.031	10.031	10.031	10.031	10.031	1.04	1		Lateral
884	M1082	TWR_RED_HIPDIA_T5	10.031	10.031	10.031	10.031	10.031	10.031	1.04	1		Lateral
885	M1083	TWR_RED_HIPDIA_T5	10.031	10.031	10.031	10.031	10.031	10.031	1.04	1		Lateral
886	M1084	TWR_RED_HIPDIA_T5	10.031	10.031	10.031	10.031	10.031	10.031	1.04	1		Lateral
887	M1085	TWR_RED_HIPDIA_T5	10.031	10.031	10.031	10.031	10.031	10.031	1.04	1		Lateral
888	M1086	TWR_RED_HIPDIA_T5	10.031	10.031	10.031	10.031	10.031	10.031	1.04	1		Lateral
889	M1087	TWR_RED_HIPDIA_T5	10.031	10.031	10.031	10.031	10.031	10.031	1.04	1		Lateral
890	M1088	TWR_RED_HIPDIA_T5	10.031	10.031	10.031	10.031	10.031	10.031	1.04	1		Lateral
891	M1089	TWR_RED_HIPDIA_T5	10.031	10.031	10.031	10.031	10.031	10.031	1.04	1		Lateral
892	M1030	TWR_RED_HIPDIA_T6	10.031	10.031	10.031	10.031	10.031	10.031	1.04	1		Lateral
893	M1031	TWR_RED_HIPDIA_T6	10.031	10.031	10.031	10.031	10.031	10.031	1.04	1		Lateral
894	M1032	TWR_RED_HIPDIA_T6	10.031	10.031	10.031	10.031	10.031	10.031	1.04	1		Lateral
895	M1033	TWR_RED_HIPDIA_T6	10.031	10.031	10.031	10.031	10.031	10.031	1.04	1		Lateral
896	M1034	TWR_RED_HIPDIA_T6	10.031	10.031	10.031	10.031	10.031	10.031	1.04	1		Lateral
897	M1035	TWR_RED_HIPDIA_T6	10.031	10.031	10.031	10.031	10.031	10.031	1.04	1		Lateral
898	M1036	TWR_RED_HIPDIA_T6	10.031	10.031	10.031	10.031	10.031	10.031	1.04	1		Lateral
899	M1037	TWR_RED_HIPDIA_T6	10.031	10.031	10.031	10.031	10.031	10.031	1.04	1		Lateral
900	M978	TWR_RED_HIPDIA_T7	10.031	10.031	10.031	10.031	10.031	10.031	1.04	1		Lateral
901	M979	TWR_RED_HIPDIA_T7	10.031	10.031	10.031	10.031	10.031	10.031	1.04	1		Lateral
902	M980	TWR_RED_HIPDIA_T7	10.031	10.031	10.031	10.031	10.031	10.031	1.04	1		Lateral
903	M981	TWR_RED_HIPDIA_T7	10.031	10.031	10.031	10.031	10.031	10.031	1.04	1		Lateral
904	M982	TWR_RED_HIPDIA_T7	10.031	10.031	10.031	10.031	10.031	10.031	1.04	1		Lateral
905	M983	TWR_RED_HIPDIA_T7	10.031	10.031	10.031	10.031	10.031	10.031	1.04	1		Lateral
906	M984	TWR_RED_HIPDIA_T7	10.031	10.031	10.031	10.031	10.031	10.031	1.04	1		Lateral
907	M985	TWR_RED_HIPDIA_T7	10.031	10.031	10.031	10.031	10.031	10.031	1.04	1		Lateral
908	M926	TWR_RED_HIPDIA_T8	10.031	10.031	10.031	10.031	10.031	10.031	1.04	1		Lateral
909	M927	TWR_RED_HIPDIA_T8	10.031	10.031	10.031	10.031	10.031	10.031	1.04	1		Lateral
910	M928	TWR_RED_HIPDIA_T8	10.031	10.031	10.031	10.031	10.031	10.031	1.04	1		Lateral
911	M929	TWR_RED_HIPDIA_T8	10.031	10.031	10.031	10.031	10.031	10.031	1.04	1		Lateral

Hot Rolled Steel Design Parameters (Continued)

	Label	Shape	Length[...	Lbyy[ft]	Lbzz[ft]	Lcomp to...	Lcomp bo...	L-torq...	Kyy	Kzz	Cb	Funct...
912	M930	TWR_RED_HIPDIA_T8	10.031	10.031	10.031	10.031	10.031	10.031	1.04	1		Lateral
913	M931	TWR_RED_HIPDIA_T8	10.031	10.031	10.031	10.031	10.031	10.031	1.04	1		Lateral
914	M932	TWR_RED_HIPDIA_T8	10.031	10.031	10.031	10.031	10.031	10.031	1.04	1		Lateral
915	M933	TWR_RED_HIPDIA_T8	10.031	10.031	10.031	10.031	10.031	10.031	1.04	1		Lateral
916	M874	TWR_RED_HIPDIA_T9	10.031	10.031	10.031	10.031	10.031	10.031	1.04	1		Lateral
917	M875	TWR_RED_HIPDIA_T9	10.031	10.031	10.031	10.031	10.031	10.031	1.04	1		Lateral
918	M876	TWR_RED_HIPDIA_T9	10.031	10.031	10.031	10.031	10.031	10.031	1.04	1		Lateral
919	M877	TWR_RED_HIPDIA_T9	10.031	10.031	10.031	10.031	10.031	10.031	1.04	1		Lateral
920	M878	TWR_RED_HIPDIA_T9	10.031	10.031	10.031	10.031	10.031	10.031	1.04	1		Lateral
921	M879	TWR_RED_HIPDIA_T9	10.031	10.031	10.031	10.031	10.031	10.031	1.04	1		Lateral
922	M880	TWR_RED_HIPDIA_T9	10.031	10.031	10.031	10.031	10.031	10.031	1.04	1		Lateral
923	M881	TWR_RED_HIPDIA_T9	10.031	10.031	10.031	10.031	10.031	10.031	1.04	1		Lateral
924	M799	TWR_RED_HIP_1_T10	7.896	7.896	7.896	7.896	7.896	7.896	1.07	1		Lateral
925	M800	TWR_RED_HIP_1_T10	7.896	7.896	7.896	7.896	7.896	7.896	1.07	1		Lateral
926	M801	TWR_RED_HIP_1_T10	7.896	7.896	7.896	7.896	7.896	7.896	1.07	1		Lateral
927	M806	TWR_RED_HIP_1_T10	7.896	7.896	7.896	7.896	7.896	7.896	1.07	1		Lateral
928	M1234	TWR_RED_HIP_2_T2	15.792	15.792	15.792	15.792	15.792	15.792	1.02	1		Lateral
929	M1235	TWR_RED_HIP_2_T2	15.792	15.792	15.792	15.792	15.792	15.792	1.02	1		Lateral
930	M1236	TWR_RED_HIP_2_T2	15.792	15.792	15.792	15.792	15.792	15.792	1.02	1		Lateral
931	M1237	TWR_RED_HIP_2_T2	15.792	15.792	15.792	15.792	15.792	15.792	1.02	1		Lateral
932	M1182	TWR_RED_HIP_2_T3	15.792	15.792	15.792	15.792	15.792	15.792	1.02	1		Lateral
933	M1183	TWR_RED_HIP_2_T3	15.792	15.792	15.792	15.792	15.792	15.792	1.02	1		Lateral
934	M1184	TWR_RED_HIP_2_T3	15.792	15.792	15.792	15.792	15.792	15.792	1.02	1		Lateral
935	M1185	TWR_RED_HIP_2_T3	15.792	15.792	15.792	15.792	15.792	15.792	1.02	1		Lateral
936	M1130	TWR_RED_HIP_2_T4	15.792	15.792	15.792	15.792	15.792	15.792	1.02	1		Lateral
937	M1131	TWR_RED_HIP_2_T4	15.792	15.792	15.792	15.792	15.792	15.792	1.02	1		Lateral
938	M1132	TWR_RED_HIP_2_T4	15.792	15.792	15.792	15.792	15.792	15.792	1.02	1		Lateral
939	M1133	TWR_RED_HIP_2_T4	15.792	15.792	15.792	15.792	15.792	15.792	1.02	1		Lateral
940	M1078	TWR_RED_HIP_2_T5	15.792	15.792	15.792	15.792	15.792	15.792	1.02	1		Lateral
941	M1079	TWR_RED_HIP_2_T5	15.792	15.792	15.792	15.792	15.792	15.792	1.02	1		Lateral
942	M1080	TWR_RED_HIP_2_T5	15.792	15.792	15.792	15.792	15.792	15.792	1.02	1		Lateral
943	M1081	TWR_RED_HIP_2_T5	15.792	15.792	15.792	15.792	15.792	15.792	1.02	1		Lateral
944	M1026	TWR_RED_HIP_2_T6	15.792	15.792	15.792	15.792	15.792	15.792	1.02	1		Lateral
945	M1027	TWR_RED_HIP_2_T6	15.792	15.792	15.792	15.792	15.792	15.792	1.02	1		Lateral
946	M1028	TWR_RED_HIP_2_T6	15.792	15.792	15.792	15.792	15.792	15.792	1.02	1		Lateral
947	M1029	TWR_RED_HIP_2_T6	15.792	15.792	15.792	15.792	15.792	15.792	1.02	1		Lateral
948	M974	TWR_RED_HIP_2_T7	15.792	15.792	15.792	15.792	15.792	15.792	1.02	1		Lateral
949	M975	TWR_RED_HIP_2_T7	15.792	15.792	15.792	15.792	15.792	15.792	1.02	1		Lateral
950	M976	TWR_RED_HIP_2_T7	15.792	15.792	15.792	15.792	15.792	15.792	1.02	1		Lateral
951	M977	TWR_RED_HIP_2_T7	15.792	15.792	15.792	15.792	15.792	15.792	1.02	1		Lateral
952	M922	TWR_RED_HIP_2_T8	15.792	15.792	15.792	15.792	15.792	15.792	1.02	1		Lateral
953	M923	TWR_RED_HIP_2_T8	15.792	15.792	15.792	15.792	15.792	15.792	1.02	1		Lateral
954	M924	TWR_RED_HIP_2_T8	15.792	15.792	15.792	15.792	15.792	15.792	1.02	1		Lateral
955	M925	TWR_RED_HIP_2_T8	15.792	15.792	15.792	15.792	15.792	15.792	1.02	1		Lateral
956	M870	TWR_RED_HIP_2_T9	15.792	15.792	15.792	15.792	15.792	15.792	1.02	1		Lateral
957	M871	TWR_RED_HIP_2_T9	15.792	15.792	15.792	15.792	15.792	15.792	1.02	1		Lateral
958	M872	TWR_RED_HIP_2_T9	15.792	15.792	15.792	15.792	15.792	15.792	1.02	1		Lateral
959	M873	TWR_RED_HIP_2_T9	15.792	15.792	15.792	15.792	15.792	15.792	1.02	1		Lateral
960	M802	TWR_RED_HIP_3_T10	15.792	15.792	15.792	15.792	15.792	15.792	1.02	1		Lateral
961	M803	TWR_RED_HIP_3_T10	15.792	15.792	15.792	15.792	15.792	15.792	1.02	1		Lateral
962	M804	TWR_RED_HIP_3_T10	15.792	15.792	15.792	15.792	15.792	15.792	1.02	1		Lateral
963	M805	TWR_RED_HIP_3_T10	15.792	15.792	15.792	15.792	15.792	15.792	1.02	1		Lateral
964	M1230	TWR_RED_HIP_T2	7.896	7.896	7.896	7.896	7.896	7.896	1.07	1		Lateral
965	M1231	TWR_RED_HIP_T2	7.896	7.896	7.896	7.896	7.896	7.896	1.07	1		Lateral
966	M1232	TWR_RED_HIP_T2	7.896	7.896	7.896	7.896	7.896	7.896	1.07	1		Lateral
967	M1233	TWR_RED_HIP_T2	7.896	7.896	7.896	7.896	7.896	7.896	1.07	1		Lateral
968	M1178	TWR_RED_HIP_T3	7.896	7.896	7.896	7.896	7.896	7.896	1.07	1		Lateral

Hot Rolled Steel Design Parameters (Continued)

	Label	Shape	Length[...	Lbyy[ft]	Lbzz[ft]	Lcomp to...	Lcomp bo...	L-torq...	Kyy	Kzz	Cb	Funct...
969	M1179	TWR_RED_HIP_T3	7.896	7.896	7.896	7.896	7.896	7.896	1.07	1		Lateral
970	M1180	TWR_RED_HIP_T3	7.896	7.896	7.896	7.896	7.896	7.896	1.07	1		Lateral
971	M1181	TWR_RED_HIP_T3	7.896	7.896	7.896	7.896	7.896	7.896	1.07	1		Lateral
972	M1126	TWR_RED_HIP_T4	7.896	7.896	7.896	7.896	7.896	7.896	1.07	1		Lateral
973	M1127	TWR_RED_HIP_T4	7.896	7.896	7.896	7.896	7.896	7.896	1.07	1		Lateral
974	M1128	TWR_RED_HIP_T4	7.896	7.896	7.896	7.896	7.896	7.896	1.07	1		Lateral
975	M1129	TWR_RED_HIP_T4	7.896	7.896	7.896	7.896	7.896	7.896	1.07	1		Lateral
976	M1074	TWR_RED_HIP_T5	7.896	7.896	7.896	7.896	7.896	7.896	1.07	1		Lateral
977	M1075	TWR_RED_HIP_T5	7.896	7.896	7.896	7.896	7.896	7.896	1.07	1		Lateral
978	M1076	TWR_RED_HIP_T5	7.896	7.896	7.896	7.896	7.896	7.896	1.07	1		Lateral
979	M1077	TWR_RED_HIP_T5	7.896	7.896	7.896	7.896	7.896	7.896	1.07	1		Lateral
980	M1022	TWR_RED_HIP_T6	7.896	7.896	7.896	7.896	7.896	7.896	1.07	1		Lateral
981	M1023	TWR_RED_HIP_T6	7.896	7.896	7.896	7.896	7.896	7.896	1.07	1		Lateral
982	M1024	TWR_RED_HIP_T6	7.896	7.896	7.896	7.896	7.896	7.896	1.07	1		Lateral
983	M1025	TWR_RED_HIP_T6	7.896	7.896	7.896	7.896	7.896	7.896	1.07	1		Lateral
984	M970	TWR_RED_HIP_T7	7.896	7.896	7.896	7.896	7.896	7.896	1.07	1		Lateral
985	M971	TWR_RED_HIP_T7	7.896	7.896	7.896	7.896	7.896	7.896	1.07	1		Lateral
986	M972	TWR_RED_HIP_T7	7.896	7.896	7.896	7.896	7.896	7.896	1.07	1		Lateral
987	M973	TWR_RED_HIP_T7	7.896	7.896	7.896	7.896	7.896	7.896	1.07	1		Lateral
988	M918	TWR_RED_HIP_T8	7.896	7.896	7.896	7.896	7.896	7.896	1.07	1		Lateral
989	M919	TWR_RED_HIP_T8	7.896	7.896	7.896	7.896	7.896	7.896	1.07	1		Lateral
990	M920	TWR_RED_HIP_T8	7.896	7.896	7.896	7.896	7.896	7.896	1.07	1		Lateral
991	M921	TWR_RED_HIP_T8	7.896	7.896	7.896	7.896	7.896	7.896	1.07	1		Lateral
992	M866	TWR_RED_HIP_T9	7.896	7.896	7.896	7.896	7.896	7.896	1.07	1		Lateral
993	M867	TWR_RED_HIP_T9	7.896	7.896	7.896	7.896	7.896	7.896	1.07	1		Lateral
994	M868	TWR_RED_HIP_T9	7.896	7.896	7.896	7.896	7.896	7.896	1.07	1		Lateral
995	M869	TWR_RED_HIP_T9	7.896	7.896	7.896	7.896	7.896	7.896	1.07	1		Lateral
996	M783	TWR_RED_HORZ_0_T10	2.792	2.792	2.792	2.792	2.792	2.792	1	1		Lateral
997	M784	TWR_RED_HORZ_0_T10	2.792	2.792	2.792	2.792	2.792	2.792	1	1		Lateral
998	M785	TWR_RED_HORZ_0_T10	2.792	2.792	2.792	2.792	2.792	2.792	1	1		Lateral
999	M786	TWR_RED_HORZ_0_T10	2.792	2.792	2.792	2.792	2.792	2.792	1	1		Lateral
1000	M787	TWR_RED_HORZ_0_T10	2.792	2.792	2.792	2.792	2.792	2.792	1	1		Lateral
1001	M788	TWR_RED_HORZ_0_T10	2.792	2.792	2.792	2.792	2.792	2.792	1	1		Lateral
1002	M789	TWR_RED_HORZ_0_T10	2.792	2.792	2.792	2.792	2.792	2.792	1	1		Lateral
1003	M790	TWR_RED_HORZ_0_T10	2.792	2.792	2.792	2.792	2.792	2.792	1	1		Lateral
1004	M1262	TWR_RED_HORZ_2_T1	12.75	12.75	12.75	12.75	12.75	12.75	1.03	1		Lateral
1005	M1263	TWR_RED_HORZ_2_T1	12.75	12.75	12.75	12.75	12.75	12.75	1.03	1		Lateral
1006	M1264	TWR_RED_HORZ_2_T1	12.75	12.75	12.75	12.75	12.75	12.75	1.03	1		Lateral
1007	M1265	TWR_RED_HORZ_2_T1	12.75	12.75	12.75	12.75	12.75	12.75	1.03	1		Lateral
1008	M53	TWR_RED_HORZ_2_T2	8.375	8.12	8.12	8.12	8.12	8.12	1.07	1		Lateral
1009	M61	TWR_RED_HORZ_2_T2	8.375	8.12	8.12	8.12	8.12	8.12	1.07	1		Lateral
1010	M69	TWR_RED_HORZ_2_T2	8.375	8.12	8.12	8.12	8.12	8.12	1.07	1		Lateral
1011	M77	TWR_RED_HORZ_2_T2	8.375	8.12	8.12	8.12	8.12	8.12	1.07	1		Lateral
1012	M85	TWR_RED_HORZ_2_T2	8.375	8.12	8.12	8.12	8.12	8.12	1.07	1		Lateral
1013	M93	TWR_RED_HORZ_2_T2	8.375	8.12	8.12	8.12	8.12	8.12	1.07	1		Lateral
1014	M101	TWR_RED_HORZ_2_T2	8.375	8.12	8.12	8.12	8.12	8.12	1.07	1		Lateral
1015	M109	TWR_RED_HORZ_2_T2	8.375	8.12	8.12	8.12	8.12	8.12	1.07	1		Lateral
1016	M126	TWR_RED_HORZ_2_T3	8.375	8.12	8.12	8.12	8.12	8.12	1.07	1		Lateral
1017	M134	TWR_RED_HORZ_2_T3	8.375	8.12	8.12	8.12	8.12	8.12	1.07	1		Lateral
1018	M143	TWR_RED_HORZ_2_T3	8.375	8.12	8.12	8.12	8.12	8.12	1.07	1		Lateral
1019	M151	TWR_RED_HORZ_2_T3	8.375	8.12	8.12	8.12	8.12	8.12	1.07	1		Lateral
1020	M160	TWR_RED_HORZ_2_T3	8.375	8.12	8.12	8.12	8.12	8.12	1.07	1		Lateral
1021	M168	TWR_RED_HORZ_2_T3	8.375	8.12	8.12	8.12	8.12	8.12	1.07	1		Lateral
1022	M177	TWR_RED_HORZ_2_T3	8.375	8.12	8.12	8.12	8.12	8.12	1.07	1		Lateral
1023	M185	TWR_RED_HORZ_2_T3	8.375	8.12	8.12	8.12	8.12	8.12	1.07	1		Lateral
1024	M207	TWR_RED_HORZ_2_T4	8.375	8.11	8.11	8.11	8.11	8.11	1.07	1		Lateral
1025	M215	TWR_RED_HORZ_2_T4	8.375	8.11	8.11	8.11	8.11	8.11	1.07	1		Lateral

Hot Rolled Steel Design Parameters (Continued)

	Label	Shape	Length[...	Lbyy[ft]	Lbzz[ft]	Lcomp to...	Lcomp bo...	L-torq...	Kyy	Kzz	Cb	Funct...
1026	M224	TWR_RED_HORZ_2_T4	8.375	8.11	8.11	8.11	8.11	8.11	1.07	1		Lateral
1027	M232	TWR_RED_HORZ_2_T4	8.375	8.11	8.11	8.11	8.11	8.11	1.07	1		Lateral
1028	M241	TWR_RED_HORZ_2_T4	8.375	8.11	8.11	8.11	8.11	8.11	1.07	1		Lateral
1029	M249	TWR_RED_HORZ_2_T4	8.375	8.11	8.11	8.11	8.11	8.11	1.07	1		Lateral
1030	M258	TWR_RED_HORZ_2_T4	8.375	8.11	8.11	8.11	8.11	8.11	1.07	1		Lateral
1031	M266	TWR_RED_HORZ_2_T4	8.375	8.11	8.11	8.11	8.11	8.11	1.07	1		Lateral
1032	M288	TWR_RED_HORZ_2_T5	8.375	8.04	8.04	8.04	8.04	8.04	1.07	1		Lateral
1033	M296	TWR_RED_HORZ_2_T5	8.375	8.04	8.04	8.04	8.04	8.04	1.07	1		Lateral
1034	M305	TWR_RED_HORZ_2_T5	8.375	8.04	8.04	8.04	8.04	8.04	1.07	1		Lateral
1035	M313	TWR_RED_HORZ_2_T5	8.375	8.04	8.04	8.04	8.04	8.04	1.07	1		Lateral
1036	M322	TWR_RED_HORZ_2_T5	8.375	8.04	8.04	8.04	8.04	8.04	1.07	1		Lateral
1037	M330	TWR_RED_HORZ_2_T5	8.375	8.04	8.04	8.04	8.04	8.04	1.07	1		Lateral
1038	M339	TWR_RED_HORZ_2_T5	8.375	8.04	8.04	8.04	8.04	8.04	1.07	1		Lateral
1039	M347	TWR_RED_HORZ_2_T5	8.375	8.04	8.04	8.04	8.04	8.04	1.07	1		Lateral
1040	M369	TWR_RED_HORZ_2_T6	8.375	8.03	8.03	8.03	8.03	8.03	1.07	1		Lateral
1041	M377	TWR_RED_HORZ_2_T6	8.375	8.03	8.03	8.03	8.03	8.03	1.07	1		Lateral
1042	M386	TWR_RED_HORZ_2_T6	8.375	8.03	8.03	8.03	8.03	8.03	1.07	1		Lateral
1043	M394	TWR_RED_HORZ_2_T6	8.375	8.03	8.03	8.03	8.03	8.03	1.07	1		Lateral
1044	M403	TWR_RED_HORZ_2_T6	8.375	8.03	8.03	8.03	8.03	8.03	1.07	1		Lateral
1045	M411	TWR_RED_HORZ_2_T6	8.375	8.03	8.03	8.03	8.03	8.03	1.07	1		Lateral
1046	M420	TWR_RED_HORZ_2_T6	8.375	8.03	8.03	8.03	8.03	8.03	1.07	1		Lateral
1047	M428	TWR_RED_HORZ_2_T6	8.375	8.03	8.03	8.03	8.03	8.03	1.07	1		Lateral
1048	M450	TWR_RED_HORZ_2_T7	8.375	7.95	7.95	7.95	7.95	7.95	1.07	1		Lateral
1049	M458	TWR_RED_HORZ_2_T7	8.375	7.95	7.95	7.95	7.95	7.95	1.07	1		Lateral
1050	M467	TWR_RED_HORZ_2_T7	8.375	7.95	7.95	7.95	7.95	7.95	1.07	1		Lateral
1051	M475	TWR_RED_HORZ_2_T7	8.375	7.95	7.95	7.95	7.95	7.95	1.07	1		Lateral
1052	M484	TWR_RED_HORZ_2_T7	8.375	7.95	7.95	7.95	7.95	7.95	1.07	1		Lateral
1053	M492	TWR_RED_HORZ_2_T7	8.375	7.95	7.95	7.95	7.95	7.95	1.07	1		Lateral
1054	M501	TWR_RED_HORZ_2_T7	8.375	7.95	7.95	7.95	7.95	7.95	1.07	1		Lateral
1055	M509	TWR_RED_HORZ_2_T7	8.375	7.95	7.95	7.95	7.95	7.95	1.07	1		Lateral
1056	M531	TWR_RED_HORZ_2_T8	8.375	7.95	7.95	7.95	7.95	7.95	1.07	1		Lateral
1057	M539	TWR_RED_HORZ_2_T8	8.375	7.95	7.95	7.95	7.95	7.95	1.07	1		Lateral
1058	M548	TWR_RED_HORZ_2_T8	8.375	7.95	7.95	7.95	7.95	7.95	1.07	1		Lateral
1059	M556	TWR_RED_HORZ_2_T8	8.375	7.95	7.95	7.95	7.95	7.95	1.07	1		Lateral
1060	M565	TWR_RED_HORZ_2_T8	8.375	7.95	7.95	7.95	7.95	7.95	1.07	1		Lateral
1061	M573	TWR_RED_HORZ_2_T8	8.375	7.95	7.95	7.95	7.95	7.95	1.07	1		Lateral
1062	M582	TWR_RED_HORZ_2_T8	8.375	7.95	7.95	7.95	7.95	7.95	1.07	1		Lateral
1063	M590	TWR_RED_HORZ_2_T8	8.375	7.95	7.95	7.95	7.95	7.95	1.07	1		Lateral
1064	M612	TWR_RED_HORZ_2_T9	8.375	7.94	7.94	7.94	7.94	7.94	1.07	1		Lateral
1065	M620	TWR_RED_HORZ_2_T9	8.375	7.94	7.94	7.94	7.94	7.94	1.07	1		Lateral
1066	M629	TWR_RED_HORZ_2_T9	8.375	7.94	7.94	7.94	7.94	7.94	1.07	1		Lateral
1067	M637	TWR_RED_HORZ_2_T9	8.375	7.94	7.94	7.94	7.94	7.94	1.07	1		Lateral
1068	M646	TWR_RED_HORZ_2_T9	8.375	7.94	7.94	7.94	7.94	7.94	1.07	1		Lateral
1069	M654	TWR_RED_HORZ_2_T9	8.375	7.94	7.94	7.94	7.94	7.94	1.07	1		Lateral
1070	M663	TWR_RED_HORZ_2_T9	8.375	7.94	7.94	7.94	7.94	7.94	1.07	1		Lateral
1071	M671	TWR_RED_HORZ_2_T9	8.375	7.94	7.94	7.94	7.94	7.94	1.07	1		Lateral
1072	M693	TWR_RED_HORZ_2_T10	8.375	7.855	7.855	7.855	7.855	7.855	1.07	1		Lateral
1073	M703	TWR_RED_HORZ_2_T10	8.375	7.855	7.855	7.855	7.855	7.855	1.07	1		Lateral
1074	M714	TWR_RED_HORZ_2_T10	8.375	7.855	7.855	7.855	7.855	7.855	1.07	1		Lateral
1075	M724	TWR_RED_HORZ_2_T10	8.375	7.855	7.855	7.855	7.855	7.855	1.07	1		Lateral
1076	M735	TWR_RED_HORZ_2_T10	8.375	7.855	7.855	7.855	7.855	7.855	1.07	1		Lateral
1077	M745	TWR_RED_HORZ_2_T10	8.375	7.855	7.855	7.855	7.855	7.855	1.07	1		Lateral
1078	M756	TWR_RED_HORZ_2_T10	8.375	7.855	7.855	7.855	7.855	7.855	1.07	1		Lateral
1079	M766	TWR_RED_HORZ_2_T10	8.375	7.855	7.855	7.855	7.855	7.855	1.07	1		Lateral
1080	M1290	TWR_RED_HORZ_3_T1	10.375	10.375	10.375	10.375	10.375	10.375	1.04	1		Lateral
1081	M1291	TWR_RED_HORZ_3_T1	10.375	10.375	10.375	10.375	10.375	10.375	1.04	1		Lateral
1082	M1292	TWR_RED_HORZ_3_T1	10.375	10.375	10.375	10.375	10.375	10.375	1.04	1		Lateral

Hot Rolled Steel Design Parameters (Continued)

	Label	Shape	Length[...	Lbyy[ft]	Lbzz[ft]	Lcomp to...	Lcomp bo...	L-torq...	Kyy	Kzz	Cb	Funct...
1083	M1293	TWR_RED_HORZ_3_T1	10.375	10.375	10.375	10.375	10.375	10.375	1.04	1		Lateral
1084	M1294	TWR_RED_HORZ_3_T1	10.375	10.375	10.375	10.375	10.375	10.375	1.04	1		Lateral
1085	M1295	TWR_RED_HORZ_3_T1	10.375	10.375	10.375	10.375	10.375	10.375	1.04	1		Lateral
1086	M1296	TWR_RED_HORZ_3_T1	10.375	10.375	10.375	10.375	10.375	10.375	1.04	1		Lateral
1087	M1297	TWR_RED_HORZ_3_T1	10.375	10.375	10.375	10.375	10.375	10.375	1.04	1		Lateral
1088	M55	TWR_RED_HORZ_3_T2	12.563	12.3	12.3	12.3	12.3	12.3	1.03	1		Lateral
1089	M63	TWR_RED_HORZ_3_T2	12.563	12.3	12.3	12.3	12.3	12.3	1.03	1		Lateral
1090	M71	TWR_RED_HORZ_3_T2	12.563	12.3	12.3	12.3	12.3	12.3	1.03	1		Lateral
1091	M79	TWR_RED_HORZ_3_T2	12.563	12.3	12.3	12.3	12.3	12.3	1.03	1		Lateral
1092	M87	TWR_RED_HORZ_3_T2	12.563	12.3	12.3	12.3	12.3	12.3	1.03	1		Lateral
1093	M95	TWR_RED_HORZ_3_T2	12.563	12.3	12.3	12.3	12.3	12.3	1.03	1		Lateral
1094	M103	TWR_RED_HORZ_3_T2	12.563	12.3	12.3	12.3	12.3	12.3	1.03	1		Lateral
1095	M111	TWR_RED_HORZ_3_T2	12.563	12.3	12.3	12.3	12.3	12.3	1.03	1		Lateral
1096	M128	TWR_RED_HORZ_3_T3	12.563	12.3	12.3	12.3	12.3	12.3	1.03	1		Lateral
1097	M136	TWR_RED_HORZ_3_T3	12.563	12.3	12.3	12.3	12.3	12.3	1.03	1		Lateral
1098	M145	TWR_RED_HORZ_3_T3	12.563	12.3	12.3	12.3	12.3	12.3	1.03	1		Lateral
1099	M153	TWR_RED_HORZ_3_T3	12.563	12.3	12.3	12.3	12.3	12.3	1.03	1		Lateral
1100	M162	TWR_RED_HORZ_3_T3	12.563	12.3	12.3	12.3	12.3	12.3	1.03	1		Lateral
1101	M170	TWR_RED_HORZ_3_T3	12.563	12.3	12.3	12.3	12.3	12.3	1.03	1		Lateral
1102	M179	TWR_RED_HORZ_3_T3	12.563	12.3	12.3	12.3	12.3	12.3	1.03	1		Lateral
1103	M187	TWR_RED_HORZ_3_T3	12.563	12.3	12.3	12.3	12.3	12.3	1.03	1		Lateral
1104	M209	TWR_RED_HORZ_3_T4	12.563	12.3	12.3	12.3	12.3	12.3	1.03	1		Lateral
1105	M217	TWR_RED_HORZ_3_T4	12.563	12.3	12.3	12.3	12.3	12.3	1.03	1		Lateral
1106	M226	TWR_RED_HORZ_3_T4	12.563	12.3	12.3	12.3	12.3	12.3	1.03	1		Lateral
1107	M234	TWR_RED_HORZ_3_T4	12.563	12.3	12.3	12.3	12.3	12.3	1.03	1		Lateral
1108	M243	TWR_RED_HORZ_3_T4	12.563	12.3	12.3	12.3	12.3	12.3	1.03	1		Lateral
1109	M251	TWR_RED_HORZ_3_T4	12.563	12.3	12.3	12.3	12.3	12.3	1.03	1		Lateral
1110	M260	TWR_RED_HORZ_3_T4	12.563	12.3	12.3	12.3	12.3	12.3	1.03	1		Lateral
1111	M268	TWR_RED_HORZ_3_T4	12.563	12.3	12.3	12.3	12.3	12.3	1.03	1		Lateral
1112	M290	TWR_RED_HORZ_3_T5	12.563	12.23	12.23	12.23	12.23	12.23	1.03	1		Lateral
1113	M298	TWR_RED_HORZ_3_T5	12.563	12.23	12.23	12.23	12.23	12.23	1.03	1		Lateral
1114	M307	TWR_RED_HORZ_3_T5	12.563	12.23	12.23	12.23	12.23	12.23	1.03	1		Lateral
1115	M315	TWR_RED_HORZ_3_T5	12.563	12.23	12.23	12.23	12.23	12.23	1.03	1		Lateral
1116	M324	TWR_RED_HORZ_3_T5	12.563	12.23	12.23	12.23	12.23	12.23	1.03	1		Lateral
1117	M332	TWR_RED_HORZ_3_T5	12.563	12.23	12.23	12.23	12.23	12.23	1.03	1		Lateral
1118	M341	TWR_RED_HORZ_3_T5	12.563	12.23	12.23	12.23	12.23	12.23	1.03	1		Lateral
1119	M349	TWR_RED_HORZ_3_T5	12.563	12.23	12.23	12.23	12.23	12.23	1.03	1		Lateral
1120	M371	TWR_RED_HORZ_3_T6	12.563	12.22	12.22	12.22	12.22	12.22	1.03	1		Lateral
1121	M379	TWR_RED_HORZ_3_T6	12.563	12.22	12.22	12.22	12.22	12.22	1.03	1		Lateral
1122	M388	TWR_RED_HORZ_3_T6	12.563	12.22	12.22	12.22	12.22	12.22	1.03	1		Lateral
1123	M396	TWR_RED_HORZ_3_T6	12.563	12.22	12.22	12.22	12.22	12.22	1.03	1		Lateral
1124	M405	TWR_RED_HORZ_3_T6	12.563	12.22	12.22	12.22	12.22	12.22	1.03	1		Lateral
1125	M413	TWR_RED_HORZ_3_T6	12.563	12.22	12.22	12.22	12.22	12.22	1.03	1		Lateral
1126	M422	TWR_RED_HORZ_3_T6	12.563	12.22	12.22	12.22	12.22	12.22	1.03	1		Lateral
1127	M430	TWR_RED_HORZ_3_T6	12.563	12.22	12.22	12.22	12.22	12.22	1.03	1		Lateral
1128	M452	TWR_RED_HORZ_3_T7	12.563	12.14	12.14	12.14	12.14	12.14	1.03	1		Lateral
1129	M460	TWR_RED_HORZ_3_T7	12.563	12.14	12.14	12.14	12.14	12.14	1.03	1		Lateral
1130	M469	TWR_RED_HORZ_3_T7	12.563	12.14	12.14	12.14	12.14	12.14	1.03	1		Lateral
1131	M477	TWR_RED_HORZ_3_T7	12.563	12.14	12.14	12.14	12.14	12.14	1.03	1		Lateral
1132	M486	TWR_RED_HORZ_3_T7	12.563	12.14	12.14	12.14	12.14	12.14	1.03	1		Lateral
1133	M494	TWR_RED_HORZ_3_T7	12.563	12.14	12.14	12.14	12.14	12.14	1.03	1		Lateral
1134	M503	TWR_RED_HORZ_3_T7	12.563	12.14	12.14	12.14	12.14	12.14	1.03	1		Lateral
1135	M511	TWR_RED_HORZ_3_T7	12.563	12.14	12.14	12.14	12.14	12.14	1.03	1		Lateral
1136	M533	TWR_RED_HORZ_3_T8	12.563	12.14	12.14	12.14	12.14	12.14	1.03	1		Lateral
1137	M541	TWR_RED_HORZ_3_T8	12.563	12.14	12.14	12.14	12.14	12.14	1.03	1		Lateral
1138	M550	TWR_RED_HORZ_3_T8	12.563	12.14	12.14	12.14	12.14	12.14	1.03	1		Lateral
1139	M558	TWR_RED_HORZ_3_T8	12.563	12.14	12.14	12.14	12.14	12.14	1.03	1		Lateral

Hot Rolled Steel Design Parameters (Continued)

	Label	Shape	Length[...	Lbyy[ft]	Lbzz[ft]	Lcomp to...	Lcomp bo...	L-torq...	Kyy	Kzz	Cb	Funct...
1140	M567	TWR_RED_HORZ_3_T8	12.563	12.14	12.14	12.14	12.14	12.14	1.03	1		Lateral
1141	M575	TWR_RED_HORZ_3_T8	12.563	12.14	12.14	12.14	12.14	12.14	1.03	1		Lateral
1142	M584	TWR_RED_HORZ_3_T8	12.563	12.14	12.14	12.14	12.14	12.14	1.03	1		Lateral
1143	M592	TWR_RED_HORZ_3_T8	12.563	12.14	12.14	12.14	12.14	12.14	1.03	1		Lateral
1144	M614	TWR_RED_HORZ_3_T9	12.563	12.13	12.13	12.13	12.13	12.13	1.03	1		Lateral
1145	M622	TWR_RED_HORZ_3_T9	12.563	12.13	12.13	12.13	12.13	12.13	1.03	1		Lateral
1146	M631	TWR_RED_HORZ_3_T9	12.563	12.13	12.13	12.13	12.13	12.13	1.03	1		Lateral
1147	M639	TWR_RED_HORZ_3_T9	12.563	12.13	12.13	12.13	12.13	12.13	1.03	1		Lateral
1148	M648	TWR_RED_HORZ_3_T9	12.563	12.13	12.13	12.13	12.13	12.13	1.03	1		Lateral
1149	M656	TWR_RED_HORZ_3_T9	12.563	12.13	12.13	12.13	12.13	12.13	1.03	1		Lateral
1150	M665	TWR_RED_HORZ_3_T9	12.563	12.13	12.13	12.13	12.13	12.13	1.03	1		Lateral
1151	M673	TWR_RED_HORZ_3_T9	12.563	12.13	12.13	12.13	12.13	12.13	1.03	1		Lateral
1152	M695	TWR_RED_HORZ_3_T10	11.167	10.647	10.647	10.647	10.647	10.647	1.04	1		Lateral
1153	M705	TWR_RED_HORZ_3_T10	11.167	10.647	10.647	10.647	10.647	10.647	1.04	1		Lateral
1154	M716	TWR_RED_HORZ_3_T10	11.167	10.647	10.647	10.647	10.647	10.647	1.04	1		Lateral
1155	M726	TWR_RED_HORZ_3_T10	11.167	10.647	10.647	10.647	10.647	10.647	1.04	1		Lateral
1156	M737	TWR_RED_HORZ_3_T10	11.167	10.647	10.647	10.647	10.647	10.647	1.04	1		Lateral
1157	M747	TWR_RED_HORZ_3_T10	11.167	10.647	10.647	10.647	10.647	10.647	1.04	1		Lateral
1158	M758	TWR_RED_HORZ_3_T10	11.167	10.647	10.647	10.647	10.647	10.647	1.04	1		Lateral
1159	M768	TWR_RED_HORZ_3_T10	11.167	10.647	10.647	10.647	10.647	10.647	1.04	1		Lateral
1160	M1298	TWR_RED_HORZ_4_T1	4.188	4.188	4.188	4.188	4.188	4.188	1	1		Lateral
1161	M1299	TWR_RED_HORZ_4_T1	4.188	4.188	4.188	4.188	4.188	4.188	1	1		Lateral
1162	M1300	TWR_RED_HORZ_4_T1	4.188	4.188	4.188	4.188	4.188	4.188	1	1		Lateral
1163	M1301	TWR_RED_HORZ_4_T1	4.188	4.188	4.188	4.188	4.188	4.188	1	1		Lateral
1164	M1302	TWR_RED_HORZ_4_T1	4.188	4.188	4.188	4.188	4.188	4.188	1	1		Lateral
1165	M1303	TWR_RED_HORZ_4_T1	4.188	4.188	4.188	4.188	4.188	4.188	1	1		Lateral
1166	M1304	TWR_RED_HORZ_4_T1	4.188	4.188	4.188	4.188	4.188	4.188	1	1		Lateral
1167	M1305	TWR_RED_HORZ_4_T1	4.188	4.188	4.188	4.188	4.188	4.188	1	1		Lateral
1168	M1306	TWR_RED_HORZ_4_T1	8.375	8.375	8.375	8.375	8.375	8.375	1	1		Lateral
1169	M1307	TWR_RED_HORZ_4_T1	8.375	8.375	8.375	8.375	8.375	8.375	1	1		Lateral
1170	M1308	TWR_RED_HORZ_4_T1	8.375	8.375	8.375	8.375	8.375	8.375	1	1		Lateral
1171	M1309	TWR_RED_HORZ_4_T1	8.375	8.375	8.375	8.375	8.375	8.375	1	1		Lateral
1172	M697	TWR_RED_HORZ_4_T10	13.958	13.438	13.438	13.438	13.438	13.438	1.02	1		Lateral
1173	M707	TWR_RED_HORZ_4_T10	13.958	13.438	13.438	13.438	13.438	13.438	1.02	1		Lateral
1174	M718	TWR_RED_HORZ_4_T10	13.958	13.438	13.438	13.438	13.438	13.438	1.02	1		Lateral
1175	M728	TWR_RED_HORZ_4_T10	13.958	13.438	13.438	13.438	13.438	13.438	1.02	1		Lateral
1176	M739	TWR_RED_HORZ_4_T10	13.958	13.438	13.438	13.438	13.438	13.438	1.02	1		Lateral
1177	M749	TWR_RED_HORZ_4_T10	13.958	13.438	13.438	13.438	13.438	13.438	1.02	1		Lateral
1178	M760	TWR_RED_HORZ_4_T10	13.958	13.438	13.438	13.438	13.438	13.438	1.02	1		Lateral
1179	M770	TWR_RED_HORZ_4_T10	13.958	13.438	13.438	13.438	13.438	13.438	1.02	1		Lateral
1180	M16	TWR_RED_HORZ_T1	8.375	8.13	8.13	8.13	8.13	8.13	1	1		Lateral
1181	M19	TWR_RED_HORZ_T1	8.375	8.13	8.13	8.13	8.13	8.13	1	1		Lateral
1182	M23	TWR_RED_HORZ_T1	8.375	8.13	8.13	8.13	8.13	8.13	1	1		Lateral
1183	M26	TWR_RED_HORZ_T1	8.375	8.13	8.13	8.13	8.13	8.13	1	1		Lateral
1184	M30	TWR_RED_HORZ_T1	8.375	8.13	8.13	8.13	8.13	8.13	1	1		Lateral
1185	M33	TWR_RED_HORZ_T1	8.375	8.13	8.13	8.13	8.13	8.13	1	1		Lateral
1186	M37	TWR_RED_HORZ_T1	8.375	8.13	8.13	8.13	8.13	8.13	1	1		Lateral
1187	M40	TWR_RED_HORZ_T1	8.375	8.13	8.13	8.13	8.13	8.13	1	1		Lateral
1188	M52	TWR_RED_HORZ_T2	4.188	3.93	3.93	3.93	3.93	3.93	1	1		Lateral
1189	M60	TWR_RED_HORZ_T2	4.188	3.93	3.93	3.93	3.93	3.93	1	1		Lateral
1190	M68	TWR_RED_HORZ_T2	4.188	3.93	3.93	3.93	3.93	3.93	1	1		Lateral
1191	M76	TWR_RED_HORZ_T2	4.188	3.93	3.93	3.93	3.93	3.93	1	1		Lateral
1192	M84	TWR_RED_HORZ_T2	4.188	3.93	3.93	3.93	3.93	3.93	1	1		Lateral
1193	M92	TWR_RED_HORZ_T2	4.188	3.93	3.93	3.93	3.93	3.93	1	1		Lateral
1194	M100	TWR_RED_HORZ_T2	4.188	3.93	3.93	3.93	3.93	3.93	1	1		Lateral
1195	M108	TWR_RED_HORZ_T2	4.188	3.93	3.93	3.93	3.93	3.93	1	1		Lateral
1196	M125	TWR_RED_HORZ_T3	4.188	3.93	3.93	3.93	3.93	3.93	1	1		Lateral

Hot Rolled Steel Design Parameters (Continued)

	Label	Shape	Length[...	Lbyy[ft]	Lbzz[ft]	Lcomp to...	Lcomp bo...	L-torq...	Kyy	Kzz	Cb	Funct...
1197	M133	TWR_RED_HORZ_T3	4.188	3.93	3.93	3.93	3.93	3.93	1	1		Lateral
1198	M142	TWR_RED_HORZ_T3	4.188	3.93	3.93	3.93	3.93	3.93	1	1		Lateral
1199	M150	TWR_RED_HORZ_T3	4.188	3.93	3.93	3.93	3.93	3.93	1	1		Lateral
1200	M159	TWR_RED_HORZ_T3	4.188	3.93	3.93	3.93	3.93	3.93	1	1		Lateral
1201	M167	TWR_RED_HORZ_T3	4.188	3.93	3.93	3.93	3.93	3.93	1	1		Lateral
1202	M176	TWR_RED_HORZ_T3	4.188	3.93	3.93	3.93	3.93	3.93	1	1		Lateral
1203	M184	TWR_RED_HORZ_T3	4.188	3.93	3.93	3.93	3.93	3.93	1	1		Lateral
1204	M206	TWR_RED_HORZ_T4	4.188	3.92	3.92	3.92	3.92	3.92	1	1		Lateral
1205	M214	TWR_RED_HORZ_T4	4.188	3.92	3.92	3.92	3.92	3.92	1	1		Lateral
1206	M223	TWR_RED_HORZ_T4	4.188	3.92	3.92	3.92	3.92	3.92	1	1		Lateral
1207	M231	TWR_RED_HORZ_T4	4.188	3.92	3.92	3.92	3.92	3.92	1	1		Lateral
1208	M240	TWR_RED_HORZ_T4	4.188	3.92	3.92	3.92	3.92	3.92	1	1		Lateral
1209	M248	TWR_RED_HORZ_T4	4.188	3.92	3.92	3.92	3.92	3.92	1	1		Lateral
1210	M257	TWR_RED_HORZ_T4	4.188	3.92	3.92	3.92	3.92	3.92	1	1		Lateral
1211	M265	TWR_RED_HORZ_T4	4.188	3.92	3.92	3.92	3.92	3.92	1	1		Lateral
1212	M287	TWR_RED_HORZ_T5	4.188	3.85	3.85	3.85	3.85	3.85	1	1		Lateral
1213	M295	TWR_RED_HORZ_T5	4.188	3.85	3.85	3.85	3.85	3.85	1	1		Lateral
1214	M304	TWR_RED_HORZ_T5	4.188	3.85	3.85	3.85	3.85	3.85	1	1		Lateral
1215	M312	TWR_RED_HORZ_T5	4.188	3.85	3.85	3.85	3.85	3.85	1	1		Lateral
1216	M321	TWR_RED_HORZ_T5	4.188	3.85	3.85	3.85	3.85	3.85	1	1		Lateral
1217	M329	TWR_RED_HORZ_T5	4.188	3.85	3.85	3.85	3.85	3.85	1	1		Lateral
1218	M338	TWR_RED_HORZ_T5	4.188	3.85	3.85	3.85	3.85	3.85	1	1		Lateral
1219	M346	TWR_RED_HORZ_T5	4.188	3.85	3.85	3.85	3.85	3.85	1	1		Lateral
1220	M368	TWR_RED_HORZ_T6	4.188	3.84	3.84	3.84	3.84	3.84	1	1		Lateral
1221	M376	TWR_RED_HORZ_T6	4.188	3.84	3.84	3.84	3.84	3.84	1	1		Lateral
1222	M385	TWR_RED_HORZ_T6	4.188	3.84	3.84	3.84	3.84	3.84	1	1		Lateral
1223	M393	TWR_RED_HORZ_T6	4.188	3.84	3.84	3.84	3.84	3.84	1	1		Lateral
1224	M402	TWR_RED_HORZ_T6	4.188	3.84	3.84	3.84	3.84	3.84	1	1		Lateral
1225	M410	TWR_RED_HORZ_T6	4.188	3.84	3.84	3.84	3.84	3.84	1	1		Lateral
1226	M419	TWR_RED_HORZ_T6	4.188	3.84	3.84	3.84	3.84	3.84	1	1		Lateral
1227	M427	TWR_RED_HORZ_T6	4.188	3.84	3.84	3.84	3.84	3.84	1	1		Lateral
1228	M449	TWR_RED_HORZ_T7	4.188	3.77	3.77	3.77	3.77	3.77	1	1		Lateral
1229	M457	TWR_RED_HORZ_T7	4.188	3.77	3.77	3.77	3.77	3.77	1	1		Lateral
1230	M466	TWR_RED_HORZ_T7	4.188	3.77	3.77	3.77	3.77	3.77	1	1		Lateral
1231	M474	TWR_RED_HORZ_T7	4.188	3.77	3.77	3.77	3.77	3.77	1	1		Lateral
1232	M483	TWR_RED_HORZ_T7	4.188	3.77	3.77	3.77	3.77	3.77	1	1		Lateral
1233	M491	TWR_RED_HORZ_T7	4.188	3.77	3.77	3.77	3.77	3.77	1	1		Lateral
1234	M500	TWR_RED_HORZ_T7	4.188	3.77	3.77	3.77	3.77	3.77	1	1		Lateral
1235	M508	TWR_RED_HORZ_T7	4.188	3.77	3.77	3.77	3.77	3.77	1	1		Lateral
1236	M530	TWR_RED_HORZ_T8	4.188	3.76	3.76	3.76	3.76	3.76	1	1		Lateral
1237	M538	TWR_RED_HORZ_T8	4.188	3.76	3.76	3.76	3.76	3.76	1	1		Lateral
1238	M547	TWR_RED_HORZ_T8	4.188	3.76	3.76	3.76	3.76	3.76	1	1		Lateral
1239	M555	TWR_RED_HORZ_T8	4.188	3.76	3.76	3.76	3.76	3.76	1	1		Lateral
1240	M564	TWR_RED_HORZ_T8	4.188	3.76	3.76	3.76	3.76	3.76	1	1		Lateral
1241	M572	TWR_RED_HORZ_T8	4.188	3.76	3.76	3.76	3.76	3.76	1	1		Lateral
1242	M581	TWR_RED_HORZ_T8	4.188	3.76	3.76	3.76	3.76	3.76	1	1		Lateral
1243	M589	TWR_RED_HORZ_T8	4.188	3.76	3.76	3.76	3.76	3.76	1	1		Lateral
1244	M611	TWR_RED_HORZ_T9	4.188	3.75	3.75	3.75	3.75	3.75	1	1		Lateral
1245	M619	TWR_RED_HORZ_T9	4.188	3.75	3.75	3.75	3.75	3.75	1	1		Lateral
1246	M628	TWR_RED_HORZ_T9	4.188	3.75	3.75	3.75	3.75	3.75	1	1		Lateral
1247	M636	TWR_RED_HORZ_T9	4.188	3.75	3.75	3.75	3.75	3.75	1	1		Lateral
1248	M645	TWR_RED_HORZ_T9	4.188	3.75	3.75	3.75	3.75	3.75	1	1		Lateral
1249	M653	TWR_RED_HORZ_T9	4.188	3.75	3.75	3.75	3.75	3.75	1	1		Lateral
1250	M662	TWR_RED_HORZ_T9	4.188	3.75	3.75	3.75	3.75	3.75	1	1		Lateral
1251	M670	TWR_RED_HORZ_T9	4.188	3.75	3.75	3.75	3.75	3.75	1	1		Lateral
1252	M692	TWR_RED_HORZ_T10	5.583	5.063	5.063	5.063	5.063	5.063	1	1		Lateral
1253	M702	TWR_RED_HORZ_T10	5.583	5.063	5.063	5.063	5.063	5.063	1	1		Lateral

Hot Rolled Steel Design Parameters (Continued)

	Label	Shape	Length[...	Lbyy[ft]	Lbzz[ft]	Lcomp to...	Lcomp bo...	L-torq...	Kyy	Kzz	Cb	Funct...
1254	M713	TWR_RED_HORZ_T10	5.583	5.063	5.063	5.063	5.063	5.063	1	1		Lateral
1255	M723	TWR_RED_HORZ_T10	5.583	5.063	5.063	5.063	5.063	5.063	1	1		Lateral
1256	M734	TWR_RED_HORZ_T10	5.583	5.063	5.063	5.063	5.063	5.063	1	1		Lateral
1257	M744	TWR_RED_HORZ_T10	5.583	5.063	5.063	5.063	5.063	5.063	1	1		Lateral
1258	M755	TWR_RED_HORZ_T10	5.583	5.063	5.063	5.063	5.063	5.063	1	1		Lateral
1259	M765	TWR_RED_HORZ_T10	5.583	5.063	5.063	5.063	5.063	5.063	1	1		Lateral
1260	M5	TWR_TOP_GIRT_T1	25.5	12.5	12.5	12.5	12.5	12.5	1.11	1		Lateral
1261	M6	TWR_TOP_GIRT_T1	25.5	12.5	12.5	12.5	12.5	12.5	1.11	1		Lateral
1262	M7	TWR_TOP_GIRT_T1	25.5	12.5	12.5	12.5	12.5	12.5	1.11	1		Lateral
1263	M8	TWR_TOP_GIRT_T1	25.5	12.5	12.5	12.5	12.5	12.5	1.11	1		Lateral

Member Advanced Data

	Label	I Release	J Release	I Offset[in]	J Offset[in]	T/C Only	Physical	Defl Rat...	Analysis ...	Inactive	Seismic...
1	M1274	BenPIN	BenPIN				Yes	** NA **			None
2	M1275	BenPIN	BenPIN				Yes	** NA **			None
3	M1276	BenPIN	BenPIN				Yes	** NA **			None
4	M1277	BenPIN	BenPIN				Yes	** NA **			None
5	M1278	BenPIN	BenPIN				Yes	** NA **			None
6	M1279	BenPIN	BenPIN				Yes	** NA **			None
7	M1280	BenPIN	BenPIN				Yes	** NA **			None
8	M1281	BenPIN	BenPIN				Yes	** NA **			None
9	M1282	BenPIN	BenPIN				Yes	** NA **			None
10	M1283	BenPIN	BenPIN				Yes	** NA **			None
11	M1284	BenPIN	BenPIN				Yes	** NA **			None
12	M1285	BenPIN	BenPIN				Yes	** NA **			None
13	M1286	BenPIN	BenPIN				Yes	** NA **			None
14	M1287	BenPIN	BenPIN				Yes	** NA **			None
15	M1288	BenPIN	BenPIN				Yes	** NA **			None
16	M1289	BenPIN	BenPIN				Yes	** NA **			None
17	M15	BenPIN	BenPIN				Yes	** NA **			None
18	M18	BenPIN	BenPIN				Yes	** NA **			None
19	M22	BenPIN	BenPIN				Yes	** NA **			None
20	M25	BenPIN	BenPIN				Yes	** NA **			None
21	M29	BenPIN	BenPIN				Yes	** NA **			None
22	M32	BenPIN	BenPIN				Yes	** NA **			None
23	M36	BenPIN	BenPIN				Yes	** NA **			None
24	M39	BenPIN	BenPIN				Yes	** NA **			None
25	M51						Yes	** NA **			None
26	M59						Yes	** NA **			None
27	M67						Yes	** NA **			None
28	M75						Yes	** NA **			None
29	M83						Yes	** NA **			None
30	M91						Yes	** NA **			None
31	M99						Yes	** NA **			None
32	M107						Yes	** NA **			None
33	M124						Yes	** NA **			None
34	M132						Yes	** NA **			None
35	M141						Yes	** NA **			None
36	M149						Yes	** NA **			None
37	M158						Yes	** NA **			None
38	M166						Yes	** NA **			None
39	M175						Yes	** NA **			None
40	M183						Yes	** NA **			None
41	M205						Yes	** NA **			None
42	M213						Yes	** NA **			None

Member Advanced Data (Continued)

	Label	I Release	J Release	I Offset[in]	J Offset[in]	T/C Only	Physical	Defl Rat...	Analysis ...	Inactive	Seismic...
43	M222						Yes	** NA **			None
44	M230						Yes	** NA **			None
45	M239						Yes	** NA **			None
46	M247						Yes	** NA **			None
47	M256						Yes	** NA **			None
48	M264						Yes	** NA **			None
49	M286						Yes	** NA **			None
50	M294						Yes	** NA **			None
51	M303						Yes	** NA **			None
52	M311						Yes	** NA **			None
53	M320						Yes	** NA **			None
54	M328						Yes	** NA **			None
55	M337						Yes	** NA **			None
56	M345						Yes	** NA **			None
57	M367						Yes	** NA **			None
58	M375						Yes	** NA **			None
59	M384						Yes	** NA **			None
60	M392						Yes	** NA **			None
61	M401						Yes	** NA **			None
62	M409						Yes	** NA **			None
63	M418						Yes	** NA **			None
64	M426						Yes	** NA **			None
65	M448						Yes	** NA **			None
66	M456						Yes	** NA **			None
67	M465						Yes	** NA **			None
68	M473						Yes	** NA **			None
69	M482						Yes	** NA **			None
70	M490						Yes	** NA **			None
71	M499						Yes	** NA **			None
72	M507						Yes	** NA **			None
73	M529						Yes	** NA **			None
74	M537						Yes	** NA **			None
75	M546						Yes	** NA **			None
76	M554						Yes	** NA **			None
77	M563						Yes	** NA **			None
78	M571						Yes	** NA **			None
79	M580						Yes	** NA **			None
80	M588						Yes	** NA **			None
81	M610						Yes	** NA **			None
82	M618						Yes	** NA **			None
83	M627						Yes	** NA **			None
84	M635						Yes	** NA **			None
85	M644						Yes	** NA **			None
86	M652						Yes	** NA **			None
87	M661						Yes	** NA **			None
88	M669						Yes	** NA **			None
89	M691						Yes	** NA **			None
90	M701						Yes	** NA **			None
91	M712						Yes	** NA **			None
92	M722						Yes	** NA **			None
93	M733						Yes	** NA **			None
94	M743						Yes	** NA **			None
95	M754						Yes	** NA **			None
96	M764						Yes	** NA **			None
97	M1270						Yes				None
98	M1271						Yes				None
99	M1272						Yes				None

Member Advanced Data (Continued)

	Label	I Release	J Release	I Offset[in]	J Offset[in]	T/C Only	Physical	Defl Rat...	Analysis ...	Inactive	Seismic...
100	M1273						Yes				None
101	M14						Yes				None
102	M21						Yes				None
103	M28						Yes				None
104	M35						Yes				None
105	M123						Yes				None
106	M140						Yes				None
107	M157						Yes				None
108	M174						Yes				None
109	M204						Yes				None
110	M221						Yes				None
111	M238						Yes				None
112	M255						Yes				None
113	M285						Yes				None
114	M302						Yes				None
115	M319						Yes				None
116	M336						Yes				None
117	M366						Yes				None
118	M383						Yes				None
119	M400						Yes				None
120	M417						Yes				None
121	M447						Yes				None
122	M464						Yes				None
123	M481						Yes				None
124	M498						Yes				None
125	M528						Yes				None
126	M545						Yes				None
127	M562						Yes				None
128	M579						Yes				None
129	M609						Yes				None
130	M626						Yes				None
131	M643						Yes				None
132	M660						Yes				None
133	M690						Yes				None
134	M711						Yes				None
135	M732						Yes				None
136	M753						Yes				None
137	M1221	BenPIN	BenPIN				Yes				None
138	M1222	BenPIN	BenPIN				Yes				None
139	M1223	BenPIN	BenPIN				Yes				None
140	M1224	BenPIN	BenPIN				Yes				None
141	M1225	BenPIN	BenPIN				Yes				None
142	M1226	BenPIN	BenPIN				Yes				None
143	M1169	BenPIN	BenPIN				Yes				None
144	M1170	BenPIN	BenPIN				Yes				None
145	M1171	BenPIN	BenPIN				Yes				None
146	M1172	BenPIN	BenPIN				Yes				None
147	M1173	BenPIN	BenPIN				Yes				None
148	M1174	BenPIN	BenPIN				Yes				None
149	M1117	BenPIN	BenPIN				Yes				None
150	M1118	BenPIN	BenPIN				Yes				None
151	M1119	BenPIN	BenPIN				Yes				None
152	M1120	BenPIN	BenPIN				Yes				None
153	M1121	BenPIN	BenPIN				Yes				None
154	M1122	BenPIN	BenPIN				Yes				None
155	M1065	BenPIN	BenPIN				Yes				None
156	M1066	BenPIN	BenPIN				Yes				None

Member Advanced Data (Continued)

	Label	I Release	J Release	I Offset[in]	J Offset[in]	T/C Only	Physical	Defl Rat...	Analysis ...	Inactive	Seismic...
157	M1067	BenPIN	BenPIN				Yes				None
158	M1068	BenPIN	BenPIN				Yes				None
159	M1069	BenPIN	BenPIN				Yes				None
160	M1070	BenPIN	BenPIN				Yes				None
161	M1013	BenPIN	BenPIN				Yes				None
162	M1014	BenPIN	BenPIN				Yes				None
163	M1015	BenPIN	BenPIN				Yes				None
164	M1016	BenPIN	BenPIN				Yes				None
165	M1017	BenPIN	BenPIN				Yes				None
166	M1018	BenPIN	BenPIN				Yes				None
167	M961	BenPIN	BenPIN				Yes				None
168	M962	BenPIN	BenPIN				Yes				None
169	M963	BenPIN	BenPIN				Yes				None
170	M964	BenPIN	BenPIN				Yes				None
171	M965	BenPIN	BenPIN				Yes				None
172	M966	BenPIN	BenPIN				Yes				None
173	M909	BenPIN	BenPIN				Yes				None
174	M910	BenPIN	BenPIN				Yes				None
175	M911	BenPIN	BenPIN				Yes				None
176	M912	BenPIN	BenPIN				Yes				None
177	M913	BenPIN	BenPIN				Yes				None
178	M914	BenPIN	BenPIN				Yes				None
179	M853	BenPIN	BenPIN				Yes				None
180	M854	BenPIN	BenPIN				Yes				None
181	M855	BenPIN	BenPIN				Yes				None
182	M856	BenPIN	BenPIN				Yes				None
183	M857	BenPIN	BenPIN				Yes				None
184	M858	BenPIN	BenPIN				Yes				None
185	M1258	BenPIN	BenPIN			Tension ...	Yes				None
186	M1259	BenPIN	BenPIN			Tension ...	Yes				None
187	M1260	BenPIN	BenPIN			Tension ...	Yes				None
188	M1261	BenPIN	BenPIN			Tension ...	Yes				None
189	M1206	BenPIN	BenPIN			Tension ...	Yes				None
190	M1207	BenPIN	BenPIN			Tension ...	Yes				None
191	M1208	BenPIN	BenPIN			Tension ...	Yes				None
192	M1154	BenPIN	BenPIN			Tension ...	Yes				None
193	M1155	BenPIN	BenPIN			Tension ...	Yes				None
194	M1156	BenPIN	BenPIN			Tension ...	Yes				None
195	M1102	BenPIN	BenPIN			Tension ...	Yes				None
196	M1103	BenPIN	BenPIN			Tension ...	Yes				None
197	M1104	BenPIN	BenPIN			Tension ...	Yes				None
198	M1050	BenPIN	BenPIN			Tension ...	Yes				None
199	M1051	BenPIN	BenPIN			Tension ...	Yes				None
200	M1052	BenPIN	BenPIN			Tension ...	Yes				None
201	M998	BenPIN	BenPIN			Tension ...	Yes				None
202	M999	BenPIN	BenPIN			Tension ...	Yes				None
203	M1000	BenPIN	BenPIN			Tension ...	Yes				None
204	M946	BenPIN	BenPIN			Tension ...	Yes				None
205	M947	BenPIN	BenPIN			Tension ...	Yes				None
206	M948	BenPIN	BenPIN			Tension ...	Yes				None
207	M894	BenPIN	BenPIN			Tension ...	Yes				None
208	M895	BenPIN	BenPIN			Tension ...	Yes				None
209	M896	BenPIN	BenPIN			Tension ...	Yes				None
210	M827	BenPIN	BenPIN				Yes			Inactive	None
211	M828	BenPIN	BenPIN				Yes			Inactive	None
212	M829	BenPIN	BenPIN				Yes			Inactive	None
213	M845	BenPIN	BenPIN				Yes	** NA **			None

Member Advanced Data (Continued)

	Label	I Release	J Release	I Offset[in]	J Offset[in]	T/C Only	Physical	Defl Rat...	Analysis ...	Inactive	Seismic...
214	M846	BenPIN	BenPIN				Yes	** NA **		Inactive	None
215	M847	BenPIN	BenPIN				Yes	** NA **			None
216	M848	BenPIN	BenPIN				Yes	** NA **		Inactive	None
217	M849	BenPIN	BenPIN				Yes	** NA **			None
218	M850	BenPIN	BenPIN				Yes	** NA **		Inactive	None
219	M851	BenPIN	BenPIN				Yes	** NA **			None
220	M852	BenPIN	BenPIN				Yes	** NA **			None
221	M859	BenPIN	BenPIN				Yes	** NA **		Inactive	None
222	M860	BenPIN	BenPIN				Yes	** NA **			None
223	M861	BenPIN	BenPIN				Yes	** NA **		Inactive	None
224	M862	BenPIN	BenPIN				Yes	** NA **			None
225	M863	BenPIN	BenPIN				Yes	** NA **			None
226	M864	BenPIN	BenPIN				Yes	** NA **		Inactive	None
227	M865	BenPIN	BenPIN				Yes	** NA **			None
228	M1227	BenPIN	BenPIN				Yes				None
229	M1228	BenPIN	BenPIN				Yes				None
230	M1229	BenPIN	BenPIN				Yes				None
231	M1175	BenPIN	BenPIN				Yes				None
232	M1176	BenPIN	BenPIN				Yes				None
233	M1177	BenPIN	BenPIN				Yes				None
234	M1123	BenPIN	BenPIN				Yes				None
235	M1124	BenPIN	BenPIN				Yes				None
236	M1125	BenPIN	BenPIN				Yes				None
237	M1071	BenPIN	BenPIN				Yes				None
238	M1072	BenPIN	BenPIN				Yes				None
239	M1073	BenPIN	BenPIN				Yes				None
240	M1019	BenPIN	BenPIN				Yes				None
241	M1020	BenPIN	BenPIN				Yes				None
242	M1021	BenPIN	BenPIN				Yes				None
243	M967	BenPIN	BenPIN				Yes				None
244	M968	BenPIN	BenPIN				Yes				None
245	M969	BenPIN	BenPIN				Yes				None
246	M915	BenPIN	BenPIN				Yes				None
247	M916	BenPIN	BenPIN				Yes				None
248	M917	BenPIN	BenPIN				Yes				None
249	M830	BenPIN	BenPIN				Yes				None
250	M831	BenPIN	BenPIN				Yes				None
251	M832	BenPIN	BenPIN				Yes			Inactive	None
252	M1254	BenPIN	BenPIN				Yes				None
253	M1255	BenPIN	BenPIN				Yes				None
254	M1256	BenPIN	BenPIN				Yes				None
255	M1257	BenPIN	BenPIN				Yes				None
256	M1202	BenPIN	BenPIN				Yes				None
257	M1203	BenPIN	BenPIN				Yes				None
258	M1204	BenPIN	BenPIN				Yes				None
259	M1205	BenPIN	BenPIN				Yes				None
260	M1150	BenPIN	BenPIN				Yes				None
261	M1151	BenPIN	BenPIN				Yes				None
262	M1152	BenPIN	BenPIN				Yes				None
263	M1153	BenPIN	BenPIN				Yes				None
264	M1098	BenPIN	BenPIN				Yes				None
265	M1099	BenPIN	BenPIN				Yes				None
266	M1100	BenPIN	BenPIN				Yes				None
267	M1101	BenPIN	BenPIN				Yes				None
268	M1046	BenPIN	BenPIN				Yes				None
269	M1047	BenPIN	BenPIN				Yes				None
270	M1048	BenPIN	BenPIN				Yes				None

Member Advanced Data (Continued)

	Label	I Release	J Release	I Offset[in]	J Offset[in]	T/C Only	Physical	Defl Rat...	Analysis ...	Inactive	Seismic...
271	M1049	BenPIN	BenPIN				Yes				None
272	M994	BenPIN	BenPIN				Yes				None
273	M995	BenPIN	BenPIN				Yes				None
274	M996	BenPIN	BenPIN				Yes				None
275	M997	BenPIN	BenPIN				Yes				None
276	M942	BenPIN	BenPIN				Yes				None
277	M943	BenPIN	BenPIN				Yes				None
278	M944	BenPIN	BenPIN				Yes				None
279	M945	BenPIN	BenPIN				Yes				None
280	M890	BenPIN	BenPIN				Yes				None
281	M891	BenPIN	BenPIN				Yes				None
282	M892	BenPIN	BenPIN				Yes				None
283	M893	BenPIN	BenPIN				Yes				None
284	M823	BenPIN	BenPIN				Yes				None
285	M824	BenPIN	BenPIN				Yes				None
286	M825	BenPIN	BenPIN				Yes				None
287	M826	BenPIN	BenPIN				Yes				None
288	M9	BenPIN	BenPIN				Yes				None
289	M10	BenPIN	BenPIN				Yes			Inactive	None
290	M11	BenPIN	BenPIN				Yes	Default			None
291	M12	BenPIN	BenPIN				Yes			Inactive	None
292	M13	BenPIN	BenPIN				Yes			Inactive	None
293	M42	BenPIN	BenPIN				Yes				None
294	M43	BenPIN	BenPIN				Yes				None
295	M44	BenPIN	BenPIN				Yes				None
296	M45	BenPIN	BenPIN				Yes				None
297	M46	BenPIN	BenPIN				Yes			Inactive	None
298	M115	XOOOXX	BenPIN				Yes			Inactive	None
299	M116	XOOOXX	BenPIN				Yes			Inactive	None
300	M117	XOOOXX	BenPIN				Yes			Inactive	None
301	M118	XOOOXX	BenPIN				Yes			Inactive	None
302	M191	BenPIN	BenPIN				Yes				None
303	M192	BenPIN	BenPIN				Yes				None
304	M193	BenPIN	BenPIN				Yes				None
305	M194	BenPIN	BenPIN				Yes				None
306	M195	BenPIN	BenPIN				Yes			Inactive	None
307	M196	XOOOXX	BenPIN				Yes			Inactive	None
308	M197	XOOOXX	BenPIN				Yes			Inactive	None
309	M198	XOOOXX	BenPIN				Yes			Inactive	None
310	M199	XOOOXX	BenPIN				Yes			Inactive	None
311	M272	BenPIN	BenPIN				Yes				None
312	M273	BenPIN	BenPIN				Yes				None
313	M274	BenPIN	BenPIN				Yes				None
314	M275	BenPIN	BenPIN				Yes				None
315	M276	BenPIN	BenPIN				Yes			Inactive	None
316	M277	XOOOXX	BenPIN				Yes			Inactive	None
317	M278	XOOOXX	BenPIN				Yes			Inactive	None
318	M279	XOOOXX	BenPIN				Yes			Inactive	None
319	M280	XOOOXX	BenPIN				Yes			Inactive	None
320	M353	BenPIN	BenPIN				Yes				None
321	M354	BenPIN	BenPIN				Yes				None
322	M355	BenPIN	BenPIN				Yes				None
323	M356	BenPIN	BenPIN				Yes				None
324	M357	BenPIN	BenPIN				Yes			Inactive	None
325	M358	XOOOXX	BenPIN				Yes			Inactive	None
326	M359	XOOOXX	BenPIN				Yes			Inactive	None
327	M360	XOOOXX	BenPIN				Yes			Inactive	None

Member Advanced Data (Continued)

	Label	I Release	J Release	I Offset[in]	J Offset[in]	T/C Only	Physical	Defl Rat...	Analysis ...	Inactive	Seismic...
328	M361	XOOOXX	BenPIN				Yes			Inactive	None
329	M434	BenPIN	BenPIN				Yes				None
330	M435	BenPIN	BenPIN				Yes				None
331	M436	BenPIN	BenPIN				Yes				None
332	M437	BenPIN	BenPIN				Yes				None
333	M438	BenPIN	BenPIN				Yes			Inactive	None
334	M439	XOOOXX	BenPIN				Yes			Inactive	None
335	M440	XOOOXX	BenPIN				Yes			Inactive	None
336	M441	XOOOXX	BenPIN				Yes			Inactive	None
337	M442	XOOOXX	BenPIN				Yes			Inactive	None
338	M515	BenPIN	BenPIN				Yes				None
339	M516	BenPIN	BenPIN				Yes				None
340	M517	BenPIN	BenPIN				Yes				None
341	M518	BenPIN	BenPIN				Yes				None
342	M519	BenPIN	BenPIN				Yes			Inactive	None
343	M520	XOOOXX	BenPIN				Yes			Inactive	None
344	M521	XOOOXX	BenPIN				Yes			Inactive	None
345	M522	XOOOXX	BenPIN				Yes			Inactive	None
346	M523	XOOOXX	BenPIN				Yes			Inactive	None
347	M596	BenPIN	BenPIN				Yes				None
348	M597	BenPIN	BenPIN				Yes				None
349	M598	BenPIN	BenPIN				Yes				None
350	M599	BenPIN	BenPIN				Yes				None
351	M600	BenPIN	BenPIN				Yes			Inactive	None
352	M601	XOOOXX	BenPIN				Yes			Inactive	None
353	M602	XOOOXX	BenPIN				Yes			Inactive	None
354	M603	XOOOXX	BenPIN				Yes			Inactive	None
355	M604	XOOOXX	BenPIN				Yes			Inactive	None
356	M677	BenPIN	BenPIN				Yes				None
357	M678	BenPIN	BenPIN				Yes				None
358	M679	BenPIN	BenPIN				Yes				None
359	M680	BenPIN	BenPIN				Yes				None
360	M681	BenPIN	BenPIN				Yes			Inactive	None
361	M682	XOOOXX	BenPIN				Yes			Inactive	None
362	M683	XOOOXX	BenPIN				Yes			Inactive	None
363	M684	XOOOXX	BenPIN				Yes			Inactive	None
364	M685	XOOOXX	BenPIN				Yes			Inactive	None
365	M774	BenPIN	BenPIN				Yes				None
366	M775	BenPIN	BenPIN				Yes				None
367	M776	BenPIN	BenPIN				Yes				None
368	M777	BenPIN	BenPIN				Yes				None
369	M778	BenPIN	BenPIN				Yes			Inactive	None
370	M779	XOOOXX	BenPIN				Yes			Inactive	None
371	M780	XOOOXX	BenPIN				Yes			Inactive	None
372	M781	XOOOXX	BenPIN				Yes			Inactive	None
373	M782	XOOOXX	BenPIN				Yes			Inactive	None
374	M1209	BenPIN	BenPIN				Yes				None
375	M1210	BenPIN	BenPIN				Yes				None
376	M1211	BenPIN	BenPIN				Yes				None
377	M1212	BenPIN	BenPIN				Yes				None
378	M1213	BenPIN	BenPIN				Yes				None
379	M1214	BenPIN	BenPIN				Yes				None
380	M1215	BenPIN	BenPIN				Yes				None
381	M1216	BenPIN	BenPIN				Yes				None
382	M1217	BenPIN	BenPIN				Yes				None
383	M1218	BenPIN	BenPIN				Yes				None
384	M1219	BenPIN	BenPIN				Yes				None

Member Advanced Data (Continued)

	Label	I Release	J Release	I Offset[in]	J Offset[in]	T/C Only	Physical	Defl Rat...	Analysis ...	Inactive	Seismic...
385	M1220	BenPIN	BenPIN				Yes				None
386	M1157	BenPIN	BenPIN				Yes				None
387	M1158	BenPIN	BenPIN				Yes				None
388	M1159	BenPIN	BenPIN				Yes				None
389	M1160	BenPIN	BenPIN				Yes				None
390	M1161	BenPIN	BenPIN				Yes				None
391	M1162	BenPIN	BenPIN				Yes				None
392	M1163	BenPIN	BenPIN				Yes				None
393	M1164	BenPIN	BenPIN				Yes				None
394	M1165	BenPIN	BenPIN				Yes				None
395	M1166	BenPIN	BenPIN				Yes				None
396	M1167	BenPIN	BenPIN				Yes				None
397	M1168	BenPIN	BenPIN				Yes				None
398	M1105	BenPIN	BenPIN				Yes				None
399	M1106	BenPIN	BenPIN				Yes				None
400	M1107	BenPIN	BenPIN				Yes				None
401	M1108	BenPIN	BenPIN				Yes				None
402	M1109	BenPIN	BenPIN				Yes				None
403	M1110	BenPIN	BenPIN				Yes				None
404	M1111	BenPIN	BenPIN				Yes				None
405	M1112	BenPIN	BenPIN				Yes				None
406	M1113	BenPIN	BenPIN				Yes				None
407	M1114	BenPIN	BenPIN				Yes				None
408	M1115	BenPIN	BenPIN				Yes				None
409	M1116	BenPIN	BenPIN				Yes				None
410	M1053	BenPIN	BenPIN				Yes				None
411	M1054	BenPIN	BenPIN				Yes				None
412	M1055	BenPIN	BenPIN				Yes				None
413	M1056	BenPIN	BenPIN				Yes				None
414	M1057	BenPIN	BenPIN				Yes				None
415	M1058	BenPIN	BenPIN				Yes				None
416	M1059	BenPIN	BenPIN				Yes				None
417	M1060	BenPIN	BenPIN				Yes				None
418	M1061	BenPIN	BenPIN				Yes				None
419	M1062	BenPIN	BenPIN				Yes				None
420	M1063	BenPIN	BenPIN				Yes				None
421	M1064	BenPIN	BenPIN				Yes				None
422	M1001	BenPIN	BenPIN				Yes				None
423	M1002	BenPIN	BenPIN				Yes				None
424	M1003	BenPIN	BenPIN				Yes				None
425	M1004	BenPIN	BenPIN				Yes				None
426	M1005	BenPIN	BenPIN				Yes				None
427	M1006	BenPIN	BenPIN				Yes				None
428	M1007	BenPIN	BenPIN				Yes				None
429	M1008	BenPIN	BenPIN				Yes				None
430	M1009	BenPIN	BenPIN				Yes				None
431	M1010	BenPIN	BenPIN				Yes				None
432	M1011	BenPIN	BenPIN				Yes				None
433	M1012	BenPIN	BenPIN				Yes				None
434	M949	BenPIN	BenPIN				Yes				None
435	M950	BenPIN	BenPIN				Yes				None
436	M951	BenPIN	BenPIN				Yes				None
437	M952	BenPIN	BenPIN				Yes				None
438	M953	BenPIN	BenPIN				Yes				None
439	M954	BenPIN	BenPIN				Yes				None
440	M955	BenPIN	BenPIN				Yes				None
441	M956	BenPIN	BenPIN				Yes				None

Member Advanced Data (Continued)

	Label	I Release	J Release	I Offset[in]	J Offset[in]	T/C Only	Physical	Defl Rat...	Analysis ...	Inactive	Seismic...
442	M957	BenPIN	BenPIN				Yes				None
443	M958	BenPIN	BenPIN				Yes				None
444	M959	BenPIN	BenPIN				Yes				None
445	M960	BenPIN	BenPIN				Yes				None
446	M897	BenPIN	BenPIN				Yes				None
447	M898	BenPIN	BenPIN				Yes				None
448	M899	BenPIN	BenPIN				Yes				None
449	M900	BenPIN	BenPIN				Yes				None
450	M901	BenPIN	BenPIN				Yes				None
451	M902	BenPIN	BenPIN				Yes				None
452	M903	BenPIN	BenPIN				Yes				None
453	M904	BenPIN	BenPIN				Yes				None
454	M905	BenPIN	BenPIN				Yes				None
455	M906	BenPIN	BenPIN				Yes				None
456	M907	BenPIN	BenPIN				Yes				None
457	M908	BenPIN	BenPIN				Yes				None
458	M833	BenPIN	BenPIN				Yes				None
459	M834	BenPIN	BenPIN				Yes				None
460	M835	BenPIN	BenPIN				Yes				None
461	M836	BenPIN	BenPIN				Yes				None
462	M837	BenPIN	BenPIN				Yes				None
463	M838	BenPIN	BenPIN				Yes				None
464	M839	BenPIN	BenPIN				Yes				None
465	M840	BenPIN	BenPIN				Yes				None
466	M841	BenPIN	BenPIN				Yes				None
467	M842	BenPIN	BenPIN				Yes				None
468	M843	BenPIN	BenPIN				Yes				None
469	M844	BenPIN	BenPIN				Yes				None
470	M1266	BenPIN	BenPIN				Yes	** NA **			None
471	M1267	BenPIN	BenPIN				Yes	** NA **			None
472	M1268	BenPIN	BenPIN				Yes	** NA **			None
473	M1269	BenPIN	BenPIN				Yes	** NA **			None
474	M1						Yes	** NA **			None
475	M2						Yes	** NA **			None
476	M3						Yes	** NA **			None
477	M4						Yes	** NA **			None
478	M47						Yes	** NA **			None
479	M48						Yes	** NA **			None
480	M49						Yes	** NA **			None
481	M50						Yes	** NA **			None
482	M119						Yes	** NA **			None
483	M120						Yes	** NA **			None
484	M121						Yes	** NA **			None
485	M122						Yes	** NA **			None
486	M200						Yes	** NA **			None
487	M201						Yes	** NA **			None
488	M202						Yes	** NA **			None
489	M203						Yes	** NA **			None
490	M281						Yes	** NA **			None
491	M282						Yes	** NA **			None
492	M283						Yes	** NA **			None
493	M284						Yes	** NA **			None
494	M362						Yes	** NA **			None
495	M363						Yes	** NA **			None
496	M364						Yes	** NA **			None
497	M365						Yes	** NA **			None
498	M443						Yes	** NA **			None

Member Advanced Data (Continued)

	Label	I Release	J Release	I Offset[in]	J Offset[in]	T/C Only	Physical	Defl Rat...	Analysis ...	Inactive	Seismic...
499	M444						Yes	** NA **			None
500	M445						Yes	** NA **			None
501	M446						Yes	** NA **			None
502	M524						Yes	** NA **			None
503	M525						Yes	** NA **			None
504	M526						Yes	** NA **			None
505	M527						Yes	** NA **			None
506	M605						Yes	** NA **			None
507	M606						Yes	** NA **			None
508	M607						Yes	** NA **			None
509	M608						Yes	** NA **			None
510	M686						Yes	** NA **			None
511	M687						Yes	** NA **			None
512	M688						Yes	** NA **			None
513	M689						Yes	** NA **			None
514	M882						Yes	** NA **			None
515	M883						Yes	** NA **			None
516	M884						Yes	** NA **			None
517	M885						Yes	** NA **			None
518	M886						Yes	** NA **			None
519	M887						Yes	** NA **			None
520	M888						Yes	** NA **			None
521	M889						Yes	** NA **			None
522	M791						Yes	** NA **			None
523	M792						Yes	** NA **			None
524	M793						Yes	** NA **			None
525	M794						Yes	** NA **			None
526	M795						Yes	** NA **			None
527	M796						Yes	** NA **			None
528	M797						Yes	** NA **			None
529	M798						Yes	** NA **			None
530	M56	BenPIN	BenPIN				Yes	** NA **			None
531	M64	BenPIN	BenPIN				Yes	** NA **			None
532	M72	BenPIN	BenPIN				Yes	** NA **			None
533	M80	BenPIN	BenPIN				Yes	** NA **			None
534	M88	BenPIN	BenPIN				Yes	** NA **			None
535	M96	BenPIN	BenPIN				Yes	** NA **			None
536	M104	BenPIN	BenPIN				Yes	** NA **			None
537	M112	BenPIN	BenPIN				Yes	** NA **			None
538	M129	BenPIN	BenPIN				Yes	** NA **			None
539	M137	BenPIN	BenPIN				Yes	** NA **			None
540	M146	BenPIN	BenPIN				Yes	** NA **			None
541	M154	BenPIN	BenPIN				Yes	** NA **			None
542	M163	BenPIN	BenPIN				Yes	** NA **			None
543	M171	BenPIN	BenPIN				Yes	** NA **			None
544	M180	BenPIN	BenPIN				Yes	** NA **			None
545	M188	BenPIN	BenPIN				Yes	** NA **			None
546	M210	BenPIN	BenPIN				Yes	** NA **			None
547	M218	BenPIN	BenPIN				Yes	** NA **			None
548	M227	BenPIN	BenPIN				Yes	** NA **			None
549	M235	BenPIN	BenPIN				Yes	** NA **			None
550	M244	BenPIN	BenPIN				Yes	** NA **			None
551	M252	BenPIN	BenPIN				Yes	** NA **			None
552	M261	BenPIN	BenPIN				Yes	** NA **			None
553	M269	BenPIN	BenPIN				Yes	** NA **			None
554	M291	BenPIN	BenPIN				Yes	** NA **			None
555	M299	BenPIN	BenPIN				Yes	** NA **			None

Member Advanced Data (Continued)

	Label	I Release	J Release	I Offset[in]	J Offset[in]	T/C Only	Physical	Defl Rat...	Analysis ...	Inactive	Seismic...
556	M308	BenPIN	BenPIN				Yes	** NA **			None
557	M316	BenPIN	BenPIN				Yes	** NA **			None
558	M325	BenPIN	BenPIN				Yes	** NA **			None
559	M333	BenPIN	BenPIN				Yes	** NA **			None
560	M342	BenPIN	BenPIN				Yes	** NA **			None
561	M350	BenPIN	BenPIN				Yes	** NA **			None
562	M372	BenPIN	BenPIN				Yes	** NA **			None
563	M380	BenPIN	BenPIN				Yes	** NA **			None
564	M389	BenPIN	BenPIN				Yes	** NA **			None
565	M397	BenPIN	BenPIN				Yes	** NA **			None
566	M406	BenPIN	BenPIN				Yes	** NA **			None
567	M414	BenPIN	BenPIN				Yes	** NA **			None
568	M423	BenPIN	BenPIN				Yes	** NA **			None
569	M431	BenPIN	BenPIN				Yes	** NA **			None
570	M453	BenPIN	BenPIN				Yes	** NA **			None
571	M461	BenPIN	BenPIN				Yes	** NA **			None
572	M470	BenPIN	BenPIN				Yes	** NA **			None
573	M478	BenPIN	BenPIN				Yes	** NA **			None
574	M487	BenPIN	BenPIN				Yes	** NA **			None
575	M495	BenPIN	BenPIN				Yes	** NA **			None
576	M504	BenPIN	BenPIN				Yes	** NA **			None
577	M512	BenPIN	BenPIN				Yes	** NA **			None
578	M534	BenPIN	BenPIN				Yes	** NA **			None
579	M542	BenPIN	BenPIN				Yes	** NA **			None
580	M551	BenPIN	BenPIN				Yes	** NA **			None
581	M559	BenPIN	BenPIN				Yes	** NA **			None
582	M568	BenPIN	BenPIN				Yes	** NA **			None
583	M576	BenPIN	BenPIN				Yes	** NA **			None
584	M585	BenPIN	BenPIN				Yes	** NA **			None
585	M593	BenPIN	BenPIN				Yes	** NA **			None
586	M615	BenPIN	BenPIN				Yes	** NA **			None
587	M623	BenPIN	BenPIN				Yes	** NA **			None
588	M632	BenPIN	BenPIN				Yes	** NA **			None
589	M640	BenPIN	BenPIN				Yes	** NA **			None
590	M649	BenPIN	BenPIN				Yes	** NA **			None
591	M657	BenPIN	BenPIN				Yes	** NA **			None
592	M666	BenPIN	BenPIN				Yes	** NA **			None
593	M674	BenPIN	BenPIN				Yes	** NA **			None
594	M696	BenPIN	BenPIN				Yes	** NA **			None
595	M706	BenPIN	BenPIN				Yes	** NA **			None
596	M717	BenPIN	BenPIN				Yes	** NA **			None
597	M727	BenPIN	BenPIN				Yes	** NA **			None
598	M738	BenPIN	BenPIN				Yes	** NA **			None
599	M748	BenPIN	BenPIN				Yes	** NA **			None
600	M759	BenPIN	BenPIN				Yes	** NA **			None
601	M769	BenPIN	BenPIN				Yes	** NA **			None
602	M57	BenPIN	BenPIN				Yes	** NA **			None
603	M58	BenPIN	BenPIN				Yes	** NA **			None
604	M65	BenPIN	BenPIN				Yes	** NA **			None
605	M66	BenPIN	BenPIN				Yes	** NA **			None
606	M73	BenPIN	BenPIN				Yes	** NA **			None
607	M74	BenPIN	BenPIN				Yes	** NA **			None
608	M81	BenPIN	BenPIN				Yes	** NA **			None
609	M82	BenPIN	BenPIN				Yes	** NA **			None
610	M89	BenPIN	BenPIN				Yes	** NA **			None
611	M90	BenPIN	BenPIN				Yes	** NA **			None
612	M97	BenPIN	BenPIN				Yes	** NA **			None

Member Advanced Data (Continued)

	Label	I Release	J Release	I Offset[in]	J Offset[in]	T/C Only	Physical	Defl Rat...	Analysis ...	Inactive	Seismic...
613	M98	BenPIN	BenPIN				Yes	** NA **			None
614	M105	BenPIN	BenPIN				Yes	** NA **			None
615	M106	BenPIN	BenPIN				Yes	** NA **			None
616	M113	BenPIN	BenPIN				Yes	** NA **			None
617	M114	BenPIN	BenPIN				Yes	** NA **			None
618	M130	BenPIN	BenPIN				Yes	** NA **			None
619	M131	BenPIN	BenPIN				Yes	** NA **			None
620	M138	BenPIN	BenPIN				Yes	** NA **			None
621	M139	BenPIN	BenPIN				Yes	** NA **			None
622	M147	BenPIN	BenPIN				Yes	** NA **			None
623	M148	BenPIN	BenPIN				Yes	** NA **			None
624	M155	BenPIN	BenPIN				Yes	** NA **			None
625	M156	BenPIN	BenPIN				Yes	** NA **			None
626	M164	BenPIN	BenPIN				Yes	** NA **			None
627	M165	BenPIN	BenPIN				Yes	** NA **			None
628	M172	BenPIN	BenPIN				Yes	** NA **			None
629	M173	BenPIN	BenPIN				Yes	** NA **			None
630	M181	BenPIN	BenPIN				Yes	** NA **			None
631	M182	BenPIN	BenPIN				Yes	** NA **			None
632	M189	BenPIN	BenPIN				Yes	** NA **			None
633	M190	BenPIN	BenPIN				Yes	** NA **			None
634	M211	BenPIN	BenPIN				Yes	** NA **			None
635	M212	BenPIN	BenPIN				Yes	** NA **			None
636	M219	BenPIN	BenPIN				Yes	** NA **			None
637	M220	BenPIN	BenPIN				Yes	** NA **			None
638	M228	BenPIN	BenPIN				Yes	** NA **			None
639	M229	BenPIN	BenPIN				Yes	** NA **			None
640	M236	BenPIN	BenPIN				Yes	** NA **			None
641	M237	BenPIN	BenPIN				Yes	** NA **			None
642	M245	BenPIN	BenPIN				Yes	** NA **			None
643	M246	BenPIN	BenPIN				Yes	** NA **			None
644	M253	BenPIN	BenPIN				Yes	** NA **			None
645	M254	BenPIN	BenPIN				Yes	** NA **			None
646	M262	BenPIN	BenPIN				Yes	** NA **			None
647	M263	BenPIN	BenPIN				Yes	** NA **			None
648	M270	BenPIN	BenPIN				Yes	** NA **			None
649	M271	BenPIN	BenPIN				Yes	** NA **			None
650	M292	BenPIN	BenPIN				Yes	** NA **			None
651	M293	BenPIN	BenPIN				Yes	** NA **			None
652	M300	BenPIN	BenPIN				Yes	** NA **			None
653	M301	BenPIN	BenPIN				Yes	** NA **			None
654	M309	BenPIN	BenPIN				Yes	** NA **			None
655	M310	BenPIN	BenPIN				Yes	** NA **			None
656	M317	BenPIN	BenPIN				Yes	** NA **			None
657	M318	BenPIN	BenPIN				Yes	** NA **			None
658	M326	BenPIN	BenPIN				Yes	** NA **			None
659	M327	BenPIN	BenPIN				Yes	** NA **			None
660	M334	BenPIN	BenPIN				Yes	** NA **			None
661	M335	BenPIN	BenPIN				Yes	** NA **			None
662	M343	BenPIN	BenPIN				Yes	** NA **			None
663	M344	BenPIN	BenPIN				Yes	** NA **			None
664	M351	BenPIN	BenPIN				Yes	** NA **			None
665	M352	BenPIN	BenPIN				Yes	** NA **			None
666	M373	BenPIN	BenPIN				Yes	** NA **			None
667	M374	BenPIN	BenPIN				Yes	** NA **			None
668	M381	BenPIN	BenPIN				Yes	** NA **			None
669	M382	BenPIN	BenPIN				Yes	** NA **			None

Member Advanced Data (Continued)

	Label	I Release	J Release	I Offset[in]	J Offset[in]	T/C Only	Physical	Defl Rat...	Analysis ...	Inactive	Seismic...
670	M390	BenPIN	BenPIN				Yes	** NA **			None
671	M391	BenPIN	BenPIN				Yes	** NA **			None
672	M398	BenPIN	BenPIN				Yes	** NA **			None
673	M399	BenPIN	BenPIN				Yes	** NA **			None
674	M407	BenPIN	BenPIN				Yes	** NA **			None
675	M408	BenPIN	BenPIN				Yes	** NA **			None
676	M415	BenPIN	BenPIN				Yes	** NA **			None
677	M416	BenPIN	BenPIN				Yes	** NA **			None
678	M424	BenPIN	BenPIN				Yes	** NA **			None
679	M425	BenPIN	BenPIN				Yes	** NA **			None
680	M432	BenPIN	BenPIN				Yes	** NA **			None
681	M433	BenPIN	BenPIN				Yes	** NA **			None
682	M454	BenPIN	BenPIN				Yes	** NA **			None
683	M455	BenPIN	BenPIN				Yes	** NA **			None
684	M462	BenPIN	BenPIN				Yes	** NA **			None
685	M463	BenPIN	BenPIN				Yes	** NA **			None
686	M471	BenPIN	BenPIN				Yes	** NA **			None
687	M472	BenPIN	BenPIN				Yes	** NA **			None
688	M479	BenPIN	BenPIN				Yes	** NA **			None
689	M480	BenPIN	BenPIN				Yes	** NA **			None
690	M488	BenPIN	BenPIN				Yes	** NA **			None
691	M489	BenPIN	BenPIN				Yes	** NA **			None
692	M496	BenPIN	BenPIN				Yes	** NA **			None
693	M497	BenPIN	BenPIN				Yes	** NA **			None
694	M505	BenPIN	BenPIN				Yes	** NA **			None
695	M506	BenPIN	BenPIN				Yes	** NA **			None
696	M513	BenPIN	BenPIN				Yes	** NA **			None
697	M514	BenPIN	BenPIN				Yes	** NA **			None
698	M535	BenPIN	BenPIN				Yes	** NA **			None
699	M536	BenPIN	BenPIN				Yes	** NA **			None
700	M543	BenPIN	BenPIN				Yes	** NA **			None
701	M544	BenPIN	BenPIN				Yes	** NA **			None
702	M552	BenPIN	BenPIN				Yes	** NA **			None
703	M553	BenPIN	BenPIN				Yes	** NA **			None
704	M560	BenPIN	BenPIN				Yes	** NA **			None
705	M561	BenPIN	BenPIN				Yes	** NA **			None
706	M569	BenPIN	BenPIN				Yes	** NA **			None
707	M570	BenPIN	BenPIN				Yes	** NA **			None
708	M577	BenPIN	BenPIN				Yes	** NA **			None
709	M578	BenPIN	BenPIN				Yes	** NA **			None
710	M586	BenPIN	BenPIN				Yes	** NA **			None
711	M587	BenPIN	BenPIN				Yes	** NA **			None
712	M594	BenPIN	BenPIN				Yes	** NA **			None
713	M595	BenPIN	BenPIN				Yes	** NA **			None
714	M616	BenPIN	BenPIN				Yes	** NA **			None
715	M617	BenPIN	BenPIN				Yes	** NA **			None
716	M624	BenPIN	BenPIN				Yes	** NA **			None
717	M625	BenPIN	BenPIN				Yes	** NA **			None
718	M633	BenPIN	BenPIN				Yes	** NA **			None
719	M634	BenPIN	BenPIN				Yes	** NA **			None
720	M641	BenPIN	BenPIN				Yes	** NA **			None
721	M642	BenPIN	BenPIN				Yes	** NA **			None
722	M650	BenPIN	BenPIN				Yes	** NA **			None
723	M651	BenPIN	BenPIN				Yes	** NA **			None
724	M658	BenPIN	BenPIN				Yes	** NA **			None
725	M659	BenPIN	BenPIN				Yes	** NA **			None
726	M667	BenPIN	BenPIN				Yes	** NA **			None

Member Advanced Data (Continued)

	Label	I Release	J Release	I Offset[in]	J Offset[in]	T/C Only	Physical	Defl Rat...	Analysis ...	Inactive	Seismic...
727	M668	BenPIN	BenPIN				Yes	** NA **			None
728	M675	BenPIN	BenPIN				Yes	** NA **			None
729	M676	BenPIN	BenPIN				Yes	** NA **			None
730	M698	BenPIN	BenPIN				Yes	** NA **			None
731	M708	BenPIN	BenPIN				Yes	** NA **			None
732	M719	BenPIN	BenPIN				Yes	** NA **			None
733	M729	BenPIN	BenPIN				Yes	** NA **			None
734	M740	BenPIN	BenPIN				Yes	** NA **			None
735	M750	BenPIN	BenPIN				Yes	** NA **			None
736	M761	BenPIN	BenPIN				Yes	** NA **			None
737	M771	BenPIN	BenPIN				Yes	** NA **			None
738	M699	BenPIN	BenPIN				Yes	** NA **			None
739	M700	BenPIN	BenPIN				Yes	** NA **			None
740	M709	BenPIN	BenPIN				Yes	** NA **			None
741	M710	BenPIN	BenPIN				Yes	** NA **			None
742	M720	BenPIN	BenPIN				Yes	** NA **			None
743	M721	BenPIN	BenPIN				Yes	** NA **			None
744	M730	BenPIN	BenPIN				Yes	** NA **			None
745	M731	BenPIN	BenPIN				Yes	** NA **			None
746	M741	BenPIN	BenPIN				Yes	** NA **			None
747	M742	BenPIN	BenPIN				Yes	** NA **			None
748	M751	BenPIN	BenPIN				Yes	** NA **			None
749	M752	BenPIN	BenPIN				Yes	** NA **			None
750	M762	BenPIN	BenPIN				Yes	** NA **			None
751	M763	BenPIN	BenPIN				Yes	** NA **			None
752	M772	BenPIN	BenPIN				Yes	** NA **			None
753	M773	BenPIN	BenPIN				Yes	** NA **			None
754	M17	BenPIN	BenPIN				Yes	** NA **			None
755	M20	BenPIN	BenPIN				Yes	** NA **			None
756	M24	BenPIN	BenPIN				Yes	** NA **			None
757	M27	BenPIN	BenPIN				Yes	** NA **			None
758	M31	BenPIN	BenPIN				Yes	** NA **			None
759	M34	BenPIN	BenPIN				Yes	** NA **			None
760	M38	BenPIN	BenPIN				Yes	** NA **			None
761	M41	BenPIN	BenPIN				Yes	** NA **			None
762	M54	BenPIN	BenPIN				Yes	** NA **			None
763	M62	BenPIN	BenPIN				Yes	** NA **			None
764	M70	BenPIN	BenPIN				Yes	** NA **			None
765	M78	BenPIN	BenPIN				Yes	** NA **			None
766	M86	BenPIN	BenPIN				Yes	** NA **			None
767	M94	BenPIN	BenPIN				Yes	** NA **			None
768	M102	BenPIN	BenPIN				Yes	** NA **			None
769	M110	BenPIN	BenPIN				Yes	** NA **			None
770	M127	BenPIN	BenPIN				Yes	** NA **			None
771	M135	BenPIN	BenPIN				Yes	** NA **			None
772	M144	BenPIN	BenPIN				Yes	** NA **			None
773	M152	BenPIN	BenPIN				Yes	** NA **			None
774	M161	BenPIN	BenPIN				Yes	** NA **			None
775	M169	BenPIN	BenPIN				Yes	** NA **			None
776	M178	BenPIN	BenPIN				Yes	** NA **			None
777	M186	BenPIN	BenPIN				Yes	** NA **			None
778	M208	BenPIN	BenPIN				Yes	** NA **			None
779	M216	BenPIN	BenPIN				Yes	** NA **			None
780	M225	BenPIN	BenPIN				Yes	** NA **			None
781	M233	BenPIN	BenPIN				Yes	** NA **			None
782	M242	BenPIN	BenPIN				Yes	** NA **			None
783	M250	BenPIN	BenPIN				Yes	** NA **			None

Member Advanced Data (Continued)

	Label	I Release	J Release	I Offset[in]	J Offset[in]	T/C Only	Physical	Defl Rat...	Analysis ...	Inactive	Seismic...
784	M259	BenPIN	BenPIN				Yes	** NA **			None
785	M267	BenPIN	BenPIN				Yes	** NA **			None
786	M289	BenPIN	BenPIN				Yes	** NA **			None
787	M297	BenPIN	BenPIN				Yes	** NA **			None
788	M306	BenPIN	BenPIN				Yes	** NA **			None
789	M314	BenPIN	BenPIN				Yes	** NA **			None
790	M323	BenPIN	BenPIN				Yes	** NA **			None
791	M331	BenPIN	BenPIN				Yes	** NA **			None
792	M340	BenPIN	BenPIN				Yes	** NA **			None
793	M348	BenPIN	BenPIN				Yes	** NA **			None
794	M370	BenPIN	BenPIN				Yes	** NA **			None
795	M378	BenPIN	BenPIN				Yes	** NA **			None
796	M387	BenPIN	BenPIN				Yes	** NA **			None
797	M395	BenPIN	BenPIN				Yes	** NA **			None
798	M404	BenPIN	BenPIN				Yes	** NA **			None
799	M412	BenPIN	BenPIN				Yes	** NA **			None
800	M421	BenPIN	BenPIN				Yes	** NA **			None
801	M429	BenPIN	BenPIN				Yes	** NA **			None
802	M451	BenPIN	BenPIN				Yes	** NA **			None
803	M459	BenPIN	BenPIN				Yes	** NA **			None
804	M468	BenPIN	BenPIN				Yes	** NA **			None
805	M476	BenPIN	BenPIN				Yes	** NA **			None
806	M485	BenPIN	BenPIN				Yes	** NA **			None
807	M493	BenPIN	BenPIN				Yes	** NA **			None
808	M502	BenPIN	BenPIN				Yes	** NA **			None
809	M510	BenPIN	BenPIN				Yes	** NA **			None
810	M532	BenPIN	BenPIN				Yes	** NA **			None
811	M540	BenPIN	BenPIN				Yes	** NA **			None
812	M549	BenPIN	BenPIN				Yes	** NA **			None
813	M557	BenPIN	BenPIN				Yes	** NA **			None
814	M566	BenPIN	BenPIN				Yes	** NA **			None
815	M574	BenPIN	BenPIN				Yes	** NA **			None
816	M583	BenPIN	BenPIN				Yes	** NA **			None
817	M591	BenPIN	BenPIN				Yes	** NA **			None
818	M613	BenPIN	BenPIN				Yes	** NA **			None
819	M621	BenPIN	BenPIN				Yes	** NA **			None
820	M630	BenPIN	BenPIN				Yes	** NA **			None
821	M638	BenPIN	BenPIN				Yes	** NA **			None
822	M647	BenPIN	BenPIN				Yes	** NA **			None
823	M655	BenPIN	BenPIN				Yes	** NA **			None
824	M664	BenPIN	BenPIN				Yes	** NA **			None
825	M672	BenPIN	BenPIN				Yes	** NA **			None
826	M694	BenPIN	BenPIN				Yes	** NA **			None
827	M704	BenPIN	BenPIN				Yes	** NA **			None
828	M715	BenPIN	BenPIN				Yes	** NA **			None
829	M725	BenPIN	BenPIN				Yes	** NA **			None
830	M736	BenPIN	BenPIN				Yes	** NA **			None
831	M746	BenPIN	BenPIN				Yes	** NA **			None
832	M757	BenPIN	BenPIN				Yes	** NA **			None
833	M767	BenPIN	BenPIN				Yes	** NA **			None
834	M807	BenPIN	BenPIN				Yes	** NA **			None
835	M808	BenPIN	BenPIN				Yes	** NA **			None
836	M809	BenPIN	BenPIN				Yes	** NA **			None
837	M810	BenPIN	BenPIN				Yes	** NA **			None
838	M811	BenPIN	BenPIN				Yes	** NA **			None
839	M812	BenPIN	BenPIN				Yes	** NA **			None
840	M813	BenPIN	BenPIN				Yes	** NA **			None

Member Advanced Data (Continued)

	Label	I Release	J Release	I Offset[in]	J Offset[in]	T/C Only	Physical	Defl Rat...	Analysis ...	Inactive	Seismic...
841	M814	BenPIN	BenPIN				Yes	** NA **			None
842	M1246	BenPIN	BenPIN				Yes	** NA **			None
843	M1247	BenPIN	BenPIN				Yes	** NA **			None
844	M1248	BenPIN	BenPIN				Yes	** NA **			None
845	M1249	BenPIN	BenPIN				Yes	** NA **			None
846	M1250	BenPIN	BenPIN				Yes	** NA **			None
847	M1251	BenPIN	BenPIN				Yes	** NA **			None
848	M1252	BenPIN	BenPIN				Yes	** NA **			None
849	M1253	BenPIN	BenPIN				Yes	** NA **			None
850	M1194	BenPIN	BenPIN				Yes	** NA **			None
851	M1195	BenPIN	BenPIN				Yes	** NA **			None
852	M1196	BenPIN	BenPIN				Yes	** NA **			None
853	M1197	BenPIN	BenPIN				Yes	** NA **			None
854	M1198	BenPIN	BenPIN				Yes	** NA **			None
855	M1199	BenPIN	BenPIN				Yes	** NA **			None
856	M1200	BenPIN	BenPIN				Yes	** NA **			None
857	M1201	BenPIN	BenPIN				Yes	** NA **			None
858	M1142	BenPIN	BenPIN				Yes	** NA **			None
859	M1143	BenPIN	BenPIN				Yes	** NA **			None
860	M1144	BenPIN	BenPIN				Yes	** NA **			None
861	M1145	BenPIN	BenPIN				Yes	** NA **			None
862	M1146	BenPIN	BenPIN				Yes	** NA **			None
863	M1147	BenPIN	BenPIN				Yes	** NA **			None
864	M1148	BenPIN	BenPIN				Yes	** NA **			None
865	M1149	BenPIN	BenPIN				Yes	** NA **			None
866	M1090	BenPIN	BenPIN				Yes	** NA **			None
867	M1091	BenPIN	BenPIN				Yes	** NA **			None
868	M1092	BenPIN	BenPIN				Yes	** NA **			None
869	M1093	BenPIN	BenPIN				Yes	** NA **			None
870	M1094	BenPIN	BenPIN				Yes	** NA **			None
871	M1095	BenPIN	BenPIN				Yes	** NA **			None
872	M1096	BenPIN	BenPIN				Yes	** NA **			None
873	M1097	BenPIN	BenPIN				Yes	** NA **			None
874	M1038	BenPIN	BenPIN				Yes	** NA **			None
875	M1039	BenPIN	BenPIN				Yes	** NA **			None
876	M1040	BenPIN	BenPIN				Yes	** NA **			None
877	M1041	BenPIN	BenPIN				Yes	** NA **			None
878	M1042	BenPIN	BenPIN				Yes	** NA **			None
879	M1043	BenPIN	BenPIN				Yes	** NA **			None
880	M1044	BenPIN	BenPIN				Yes	** NA **			None
881	M1045	BenPIN	BenPIN				Yes	** NA **			None
882	M986	BenPIN	BenPIN				Yes	** NA **			None
883	M987	BenPIN	BenPIN				Yes	** NA **			None
884	M988	BenPIN	BenPIN				Yes	** NA **			None
885	M989	BenPIN	BenPIN				Yes	** NA **			None
886	M990	BenPIN	BenPIN				Yes	** NA **			None
887	M991	BenPIN	BenPIN				Yes	** NA **			None
888	M992	BenPIN	BenPIN				Yes	** NA **			None
889	M993	BenPIN	BenPIN				Yes	** NA **			None
890	M934	BenPIN	BenPIN				Yes	** NA **			None
891	M935	BenPIN	BenPIN				Yes	** NA **			None
892	M936	BenPIN	BenPIN				Yes	** NA **			None
893	M937	BenPIN	BenPIN				Yes	** NA **			None
894	M938	BenPIN	BenPIN				Yes	** NA **			None
895	M939	BenPIN	BenPIN				Yes	** NA **			None
896	M940	BenPIN	BenPIN				Yes	** NA **			None
897	M941	BenPIN	BenPIN				Yes	** NA **			None

Member Advanced Data (Continued)

	Label	I Release	J Release	I Offset[in]	J Offset[in]	T/C Only	Physical	Defl Rat...	Analysis ...	Inactive	Seismic...
898	M815	BenPIN	BenPIN				Yes	** NA **			None
899	M816	BenPIN	BenPIN				Yes	** NA **			None
900	M817	BenPIN	BenPIN				Yes	** NA **			None
901	M818	BenPIN	BenPIN				Yes	** NA **			None
902	M819	BenPIN	BenPIN				Yes	** NA **			None
903	M820	BenPIN	BenPIN				Yes	** NA **			None
904	M821	BenPIN	BenPIN				Yes	** NA **			None
905	M822	BenPIN	BenPIN				Yes	** NA **			None
906	M1238	BenPIN	BenPIN				Yes	** NA **			None
907	M1239	BenPIN	BenPIN				Yes	** NA **			None
908	M1240	BenPIN	BenPIN				Yes	** NA **			None
909	M1241	BenPIN	BenPIN				Yes	** NA **			None
910	M1242	BenPIN	BenPIN				Yes	** NA **			None
911	M1243	BenPIN	BenPIN				Yes	** NA **			None
912	M1244	BenPIN	BenPIN				Yes	** NA **			None
913	M1245	BenPIN	BenPIN				Yes	** NA **			None
914	M1186	BenPIN	BenPIN				Yes	** NA **			None
915	M1187	BenPIN	BenPIN				Yes	** NA **			None
916	M1188	BenPIN	BenPIN				Yes	** NA **			None
917	M1189	BenPIN	BenPIN				Yes	** NA **			None
918	M1190	BenPIN	BenPIN				Yes	** NA **			None
919	M1191	BenPIN	BenPIN				Yes	** NA **			None
920	M1192	BenPIN	BenPIN				Yes	** NA **			None
921	M1193	BenPIN	BenPIN				Yes	** NA **			None
922	M1134	BenPIN	BenPIN				Yes	** NA **			None
923	M1135	BenPIN	BenPIN				Yes	** NA **			None
924	M1136	BenPIN	BenPIN				Yes	** NA **			None
925	M1137	BenPIN	BenPIN				Yes	** NA **			None
926	M1138	BenPIN	BenPIN				Yes	** NA **			None
927	M1139	BenPIN	BenPIN				Yes	** NA **			None
928	M1140	BenPIN	BenPIN				Yes	** NA **			None
929	M1141	BenPIN	BenPIN				Yes	** NA **			None
930	M1082	BenPIN	BenPIN				Yes	** NA **			None
931	M1083	BenPIN	BenPIN				Yes	** NA **			None
932	M1084	BenPIN	BenPIN				Yes	** NA **			None
933	M1085	BenPIN	BenPIN				Yes	** NA **			None
934	M1086	BenPIN	BenPIN				Yes	** NA **			None
935	M1087	BenPIN	BenPIN				Yes	** NA **			None
936	M1088	BenPIN	BenPIN				Yes	** NA **			None
937	M1089	BenPIN	BenPIN				Yes	** NA **			None
938	M1030	BenPIN	BenPIN				Yes	** NA **			None
939	M1031	BenPIN	BenPIN				Yes	** NA **			None
940	M1032	BenPIN	BenPIN				Yes	** NA **			None
941	M1033	BenPIN	BenPIN				Yes	** NA **			None
942	M1034	BenPIN	BenPIN				Yes	** NA **			None
943	M1035	BenPIN	BenPIN				Yes	** NA **			None
944	M1036	BenPIN	BenPIN				Yes	** NA **			None
945	M1037	BenPIN	BenPIN				Yes	** NA **			None
946	M978	BenPIN	BenPIN				Yes	** NA **			None
947	M979	BenPIN	BenPIN				Yes	** NA **			None
948	M980	BenPIN	BenPIN				Yes	** NA **			None
949	M981	BenPIN	BenPIN				Yes	** NA **			None
950	M982	BenPIN	BenPIN				Yes	** NA **			None
951	M983	BenPIN	BenPIN				Yes	** NA **			None
952	M984	BenPIN	BenPIN				Yes	** NA **			None
953	M985	BenPIN	BenPIN				Yes	** NA **			None
954	M926	BenPIN	BenPIN				Yes	** NA **			None

Member Advanced Data (Continued)

	Label	I Release	J Release	I Offset[in]	J Offset[in]	T/C Only	Physical	Defl Rat...	Analysis ...	Inactive	Seismic...
955	M927	BenPIN	BenPIN				Yes	** NA **			None
956	M928	BenPIN	BenPIN				Yes	** NA **			None
957	M929	BenPIN	BenPIN				Yes	** NA **			None
958	M930	BenPIN	BenPIN				Yes	** NA **			None
959	M931	BenPIN	BenPIN				Yes	** NA **			None
960	M932	BenPIN	BenPIN				Yes	** NA **			None
961	M933	BenPIN	BenPIN				Yes	** NA **			None
962	M874	BenPIN	BenPIN				Yes	** NA **			None
963	M875	BenPIN	BenPIN				Yes	** NA **			None
964	M876	BenPIN	BenPIN				Yes	** NA **			None
965	M877	BenPIN	BenPIN				Yes	** NA **			None
966	M878	BenPIN	BenPIN				Yes	** NA **			None
967	M879	BenPIN	BenPIN				Yes	** NA **			None
968	M880	BenPIN	BenPIN				Yes	** NA **			None
969	M881	BenPIN	BenPIN				Yes	** NA **			None
970	M799	BenPIN	BenPIN				Yes	** NA **			None
971	M800	BenPIN	BenPIN				Yes	** NA **			None
972	M801	BenPIN	BenPIN				Yes	** NA **			None
973	M806	BenPIN	BenPIN				Yes	** NA **			None
974	M1234	BenPIN	BenPIN				Yes	** NA **			None
975	M1235	BenPIN	BenPIN				Yes	** NA **			None
976	M1236	BenPIN	BenPIN				Yes	** NA **			None
977	M1237	BenPIN	BenPIN				Yes	** NA **			None
978	M1182	BenPIN	BenPIN				Yes	** NA **			None
979	M1183	BenPIN	BenPIN				Yes	** NA **			None
980	M1184	BenPIN	BenPIN				Yes	** NA **			None
981	M1185	BenPIN	BenPIN				Yes	** NA **			None
982	M1130	BenPIN	BenPIN				Yes	** NA **			None
983	M1131	BenPIN	BenPIN				Yes	** NA **			None
984	M1132	BenPIN	BenPIN				Yes	** NA **			None
985	M1133	BenPIN	BenPIN				Yes	** NA **			None
986	M1078	BenPIN	BenPIN				Yes	** NA **			None
987	M1079	BenPIN	BenPIN				Yes	** NA **			None
988	M1080	BenPIN	BenPIN				Yes	** NA **			None
989	M1081	BenPIN	BenPIN				Yes	** NA **			None
990	M1026	BenPIN	BenPIN				Yes	** NA **			None
991	M1027	BenPIN	BenPIN				Yes	** NA **			None
992	M1028	BenPIN	BenPIN				Yes	** NA **			None
993	M1029	BenPIN	BenPIN				Yes	** NA **			None
994	M974	BenPIN	BenPIN				Yes	** NA **			None
995	M975	BenPIN	BenPIN				Yes	** NA **			None
996	M976	BenPIN	BenPIN				Yes	** NA **			None
997	M977	BenPIN	BenPIN				Yes	** NA **			None
998	M922	BenPIN	BenPIN				Yes	** NA **			None
999	M923	BenPIN	BenPIN				Yes	** NA **			None
1000	M924	BenPIN	BenPIN				Yes	** NA **			None
1001	M925	BenPIN	BenPIN				Yes	** NA **			None
1002	M870	BenPIN	BenPIN				Yes	** NA **			None
1003	M871	BenPIN	BenPIN				Yes	** NA **			None
1004	M872	BenPIN	BenPIN				Yes	** NA **			None
1005	M873	BenPIN	BenPIN				Yes	** NA **			None
1006	M802	BenPIN	BenPIN				Yes	** NA **			None
1007	M803	BenPIN	BenPIN				Yes	** NA **			None
1008	M804	BenPIN	BenPIN				Yes	** NA **			None
1009	M805	BenPIN	BenPIN				Yes	** NA **			None
1010	M1230	BenPIN	BenPIN				Yes	** NA **			None
1011	M1231	BenPIN	BenPIN				Yes	** NA **			None

Member Advanced Data (Continued)

	Label	I Release	J Release	I Offset[in]	J Offset[in]	T/C Only	Physical	Defl Rat...	Analysis ...	Inactive	Seismic...
1012	M1232	BenPIN	BenPIN				Yes	** NA **			None
1013	M1233	BenPIN	BenPIN				Yes	** NA **			None
1014	M1178	BenPIN	BenPIN				Yes	** NA **			None
1015	M1179	BenPIN	BenPIN				Yes	** NA **			None
1016	M1180	BenPIN	BenPIN				Yes	** NA **			None
1017	M1181	BenPIN	BenPIN				Yes	** NA **			None
1018	M1126	BenPIN	BenPIN				Yes	** NA **			None
1019	M1127	BenPIN	BenPIN				Yes	** NA **			None
1020	M1128	BenPIN	BenPIN				Yes	** NA **			None
1021	M1129	BenPIN	BenPIN				Yes	** NA **			None
1022	M1074	BenPIN	BenPIN				Yes	** NA **			None
1023	M1075	BenPIN	BenPIN				Yes	** NA **			None
1024	M1076	BenPIN	BenPIN				Yes	** NA **			None
1025	M1077	BenPIN	BenPIN				Yes	** NA **			None
1026	M1022	BenPIN	BenPIN				Yes	** NA **			None
1027	M1023	BenPIN	BenPIN				Yes	** NA **			None
1028	M1024	BenPIN	BenPIN				Yes	** NA **			None
1029	M1025	BenPIN	BenPIN				Yes	** NA **			None
1030	M970	BenPIN	BenPIN				Yes	** NA **			None
1031	M971	BenPIN	BenPIN				Yes	** NA **			None
1032	M972	BenPIN	BenPIN				Yes	** NA **			None
1033	M973	BenPIN	BenPIN				Yes	** NA **			None
1034	M918	BenPIN	BenPIN				Yes	** NA **			None
1035	M919	BenPIN	BenPIN				Yes	** NA **			None
1036	M920	BenPIN	BenPIN				Yes	** NA **			None
1037	M921	BenPIN	BenPIN				Yes	** NA **			None
1038	M866	BenPIN	BenPIN				Yes	** NA **			None
1039	M867	BenPIN	BenPIN				Yes	** NA **			None
1040	M868	BenPIN	BenPIN				Yes	** NA **			None
1041	M869	BenPIN	BenPIN				Yes	** NA **			None
1042	M783	BenPIN	BenPIN				Yes	** NA **			None
1043	M784	BenPIN	BenPIN				Yes	** NA **			None
1044	M785	BenPIN	BenPIN				Yes	** NA **			None
1045	M786	BenPIN	BenPIN				Yes	** NA **			None
1046	M787	BenPIN	BenPIN				Yes	** NA **			None
1047	M788	BenPIN	BenPIN				Yes	** NA **			None
1048	M789	BenPIN	BenPIN				Yes	** NA **			None
1049	M790	BenPIN	BenPIN				Yes	** NA **			None
1050	M1262	BenPIN	BenPIN				Yes				None
1051	M1263	BenPIN	BenPIN				Yes				None
1052	M1264	BenPIN	BenPIN				Yes				None
1053	M1265	BenPIN	BenPIN				Yes				None
1054	M53	BenPIN	BenPIN				Yes				None
1055	M61	BenPIN	BenPIN				Yes				None
1056	M69	BenPIN	BenPIN				Yes				None
1057	M77	BenPIN	BenPIN				Yes				None
1058	M85	BenPIN	BenPIN				Yes				None
1059	M93	BenPIN	BenPIN				Yes				None
1060	M101	BenPIN	BenPIN				Yes				None
1061	M109	BenPIN	BenPIN				Yes				None
1062	M126	BenPIN	BenPIN				Yes				None
1063	M134	BenPIN	BenPIN				Yes				None
1064	M143	BenPIN	BenPIN				Yes				None
1065	M151	BenPIN	BenPIN				Yes				None
1066	M160	BenPIN	BenPIN				Yes				None
1067	M168	BenPIN	BenPIN				Yes				None
1068	M177	BenPIN	BenPIN				Yes				None

Member Advanced Data (Continued)

	Label	I Release	J Release	I Offset[in]	J Offset[in]	T/C Only	Physical	Defl Rat...	Analysis ...	Inactive	Seismic...
1069	M185	BenPIN	BenPIN				Yes				None
1070	M207	BenPIN	BenPIN				Yes				None
1071	M215	BenPIN	BenPIN				Yes				None
1072	M224	BenPIN	BenPIN				Yes				None
1073	M232	BenPIN	BenPIN				Yes				None
1074	M241	BenPIN	BenPIN				Yes				None
1075	M249	BenPIN	BenPIN				Yes				None
1076	M258	BenPIN	BenPIN				Yes				None
1077	M266	BenPIN	BenPIN				Yes				None
1078	M288	BenPIN	BenPIN				Yes				None
1079	M296	BenPIN	BenPIN				Yes				None
1080	M305	BenPIN	BenPIN				Yes				None
1081	M313	BenPIN	BenPIN				Yes				None
1082	M322	BenPIN	BenPIN				Yes				None
1083	M330	BenPIN	BenPIN				Yes				None
1084	M339	BenPIN	BenPIN				Yes				None
1085	M347	BenPIN	BenPIN				Yes				None
1086	M369	BenPIN	BenPIN				Yes				None
1087	M377	BenPIN	BenPIN				Yes				None
1088	M386	BenPIN	BenPIN				Yes				None
1089	M394	BenPIN	BenPIN				Yes				None
1090	M403	BenPIN	BenPIN				Yes				None
1091	M411	BenPIN	BenPIN				Yes				None
1092	M420	BenPIN	BenPIN				Yes				None
1093	M428	BenPIN	BenPIN				Yes				None
1094	M450	BenPIN	BenPIN				Yes				None
1095	M458	BenPIN	BenPIN				Yes				None
1096	M467	BenPIN	BenPIN				Yes				None
1097	M475	BenPIN	BenPIN				Yes				None
1098	M484	BenPIN	BenPIN				Yes				None
1099	M492	BenPIN	BenPIN				Yes				None
1100	M501	BenPIN	BenPIN				Yes				None
1101	M509	BenPIN	BenPIN				Yes				None
1102	M531	BenPIN	BenPIN				Yes				None
1103	M539	BenPIN	BenPIN				Yes				None
1104	M548	BenPIN	BenPIN				Yes				None
1105	M556	BenPIN	BenPIN				Yes				None
1106	M565	BenPIN	BenPIN				Yes				None
1107	M573	BenPIN	BenPIN				Yes				None
1108	M582	BenPIN	BenPIN				Yes				None
1109	M590	BenPIN	BenPIN				Yes				None
1110	M612	BenPIN	BenPIN				Yes				None
1111	M620	BenPIN	BenPIN				Yes				None
1112	M629	BenPIN	BenPIN				Yes				None
1113	M637	BenPIN	BenPIN				Yes				None
1114	M646	BenPIN	BenPIN				Yes				None
1115	M654	BenPIN	BenPIN				Yes				None
1116	M663	BenPIN	BenPIN				Yes				None
1117	M671	BenPIN	BenPIN				Yes				None
1118	M693	BenPIN	BenPIN				Yes				None
1119	M703	BenPIN	BenPIN				Yes				None
1120	M714	BenPIN	BenPIN				Yes				None
1121	M724	BenPIN	BenPIN				Yes				None
1122	M735	BenPIN	BenPIN				Yes				None
1123	M745	BenPIN	BenPIN				Yes				None
1124	M756	BenPIN	BenPIN				Yes				None
1125	M766	BenPIN	BenPIN				Yes				None

Member Advanced Data (Continued)

	Label	I Release	J Release	I Offset[in]	J Offset[in]	T/C Only	Physical	Defl Rat...	Analysis ...	Inactive	Seismic...
1126	M1290	BenPIN	BenPIN				Yes				None
1127	M1291	BenPIN	BenPIN				Yes				None
1128	M1292	BenPIN	BenPIN				Yes				None
1129	M1293	BenPIN	BenPIN				Yes				None
1130	M1294	BenPIN	BenPIN				Yes				None
1131	M1295	BenPIN	BenPIN				Yes				None
1132	M1296	BenPIN	BenPIN				Yes				None
1133	M1297	BenPIN	BenPIN				Yes				None
1134	M55	BenPIN	BenPIN				Yes				None
1135	M63	BenPIN	BenPIN				Yes				None
1136	M71	BenPIN	BenPIN				Yes				None
1137	M79	BenPIN	BenPIN				Yes				None
1138	M87	BenPIN	BenPIN				Yes				None
1139	M95	BenPIN	BenPIN				Yes				None
1140	M103	BenPIN	BenPIN				Yes				None
1141	M111	BenPIN	BenPIN				Yes				None
1142	M128	BenPIN	BenPIN				Yes				None
1143	M136	BenPIN	BenPIN				Yes				None
1144	M145	BenPIN	BenPIN				Yes				None
1145	M153	BenPIN	BenPIN				Yes				None
1146	M162	BenPIN	BenPIN				Yes				None
1147	M170	BenPIN	BenPIN				Yes				None
1148	M179	BenPIN	BenPIN				Yes				None
1149	M187	BenPIN	BenPIN				Yes				None
1150	M209	BenPIN	BenPIN				Yes				None
1151	M217	BenPIN	BenPIN				Yes				None
1152	M226	BenPIN	BenPIN				Yes				None
1153	M234	BenPIN	BenPIN				Yes				None
1154	M243	BenPIN	BenPIN				Yes				None
1155	M251	BenPIN	BenPIN				Yes				None
1156	M260	BenPIN	BenPIN				Yes				None
1157	M268	BenPIN	BenPIN				Yes				None
1158	M290	BenPIN	BenPIN				Yes				None
1159	M298	BenPIN	BenPIN				Yes				None
1160	M307	BenPIN	BenPIN				Yes				None
1161	M315	BenPIN	BenPIN				Yes				None
1162	M324	BenPIN	BenPIN				Yes				None
1163	M332	BenPIN	BenPIN				Yes				None
1164	M341	BenPIN	BenPIN				Yes				None
1165	M349	BenPIN	BenPIN				Yes				None
1166	M371	BenPIN	BenPIN				Yes				None
1167	M379	BenPIN	BenPIN				Yes				None
1168	M388	BenPIN	BenPIN				Yes				None
1169	M396	BenPIN	BenPIN				Yes				None
1170	M405	BenPIN	BenPIN				Yes				None
1171	M413	BenPIN	BenPIN				Yes				None
1172	M422	BenPIN	BenPIN				Yes				None
1173	M430	BenPIN	BenPIN				Yes				None
1174	M452	BenPIN	BenPIN				Yes				None
1175	M460	BenPIN	BenPIN				Yes				None
1176	M469	BenPIN	BenPIN				Yes				None
1177	M477	BenPIN	BenPIN				Yes				None
1178	M486	BenPIN	BenPIN				Yes				None
1179	M494	BenPIN	BenPIN				Yes				None
1180	M503	BenPIN	BenPIN				Yes				None
1181	M511	BenPIN	BenPIN				Yes				None
1182	M533	BenPIN	BenPIN				Yes				None

Member Advanced Data (Continued)

	Label	I Release	J Release	I Offset[in]	J Offset[in]	T/C Only	Physical	Defl Rat...	Analysis ...	Inactive	Seismic...
1183	M541	BenPIN	BenPIN				Yes				None
1184	M550	BenPIN	BenPIN				Yes				None
1185	M558	BenPIN	BenPIN				Yes				None
1186	M567	BenPIN	BenPIN				Yes				None
1187	M575	BenPIN	BenPIN				Yes				None
1188	M584	BenPIN	BenPIN				Yes				None
1189	M592	BenPIN	BenPIN				Yes				None
1190	M614	BenPIN	BenPIN				Yes				None
1191	M622	BenPIN	BenPIN				Yes				None
1192	M631	BenPIN	BenPIN				Yes				None
1193	M639	BenPIN	BenPIN				Yes				None
1194	M648	BenPIN	BenPIN				Yes				None
1195	M656	BenPIN	BenPIN				Yes				None
1196	M665	BenPIN	BenPIN				Yes				None
1197	M673	BenPIN	BenPIN				Yes				None
1198	M695	BenPIN	BenPIN				Yes				None
1199	M705	BenPIN	BenPIN				Yes				None
1200	M716	BenPIN	BenPIN				Yes				None
1201	M726	BenPIN	BenPIN				Yes				None
1202	M737	BenPIN	BenPIN				Yes				None
1203	M747	BenPIN	BenPIN				Yes				None
1204	M758	BenPIN	BenPIN				Yes				None
1205	M768	BenPIN	BenPIN				Yes				None
1206	M1298	BenPIN	BenPIN				Yes				None
1207	M1299	BenPIN	BenPIN				Yes				None
1208	M1300	BenPIN	BenPIN				Yes				None
1209	M1301	BenPIN	BenPIN				Yes				None
1210	M1302	BenPIN	BenPIN				Yes				None
1211	M1303	BenPIN	BenPIN				Yes				None
1212	M1304	BenPIN	BenPIN				Yes				None
1213	M1305	BenPIN	BenPIN				Yes				None
1214	M1306	BenPIN	BenPIN				Yes				None
1215	M1307	BenPIN	BenPIN				Yes				None
1216	M1308	BenPIN	BenPIN				Yes				None
1217	M1309	BenPIN	BenPIN				Yes				None
1218	M697	BenPIN	BenPIN				Yes				None
1219	M707	BenPIN	BenPIN				Yes				None
1220	M718	BenPIN	BenPIN				Yes				None
1221	M728	BenPIN	BenPIN				Yes				None
1222	M739	BenPIN	BenPIN				Yes				None
1223	M749	BenPIN	BenPIN				Yes				None
1224	M760	BenPIN	BenPIN				Yes				None
1225	M770	BenPIN	BenPIN				Yes				None
1226	M16	BenPIN	BenPIN				Yes				None
1227	M19	BenPIN	BenPIN				Yes				None
1228	M23	BenPIN	BenPIN				Yes				None
1229	M26	BenPIN	BenPIN				Yes				None
1230	M30	BenPIN	BenPIN				Yes				None
1231	M33	BenPIN	BenPIN				Yes				None
1232	M37	BenPIN	BenPIN				Yes				None
1233	M40	BenPIN	BenPIN				Yes				None
1234	M52	BenPIN	BenPIN				Yes				None
1235	M60	BenPIN	BenPIN				Yes				None
1236	M68	BenPIN	BenPIN				Yes				None
1237	M76	BenPIN	BenPIN				Yes				None
1238	M84	BenPIN	BenPIN				Yes				None
1239	M92	BenPIN	BenPIN				Yes				None

Member Advanced Data (Continued)

	Label	I Release	J Release	I Offset[in]	J Offset[in]	T/C Only	Physical	Defl Rat...	Analysis ...	Inactive	Seismic...
1240	M100	BenPIN	BenPIN				Yes				None
1241	M108	BenPIN	BenPIN				Yes				None
1242	M125	BenPIN	BenPIN				Yes				None
1243	M133	BenPIN	BenPIN				Yes				None
1244	M142	BenPIN	BenPIN				Yes				None
1245	M150	BenPIN	BenPIN				Yes				None
1246	M159	BenPIN	BenPIN				Yes				None
1247	M167	BenPIN	BenPIN				Yes				None
1248	M176	BenPIN	BenPIN				Yes				None
1249	M184	BenPIN	BenPIN				Yes				None
1250	M206	BenPIN	BenPIN				Yes				None
1251	M214	BenPIN	BenPIN				Yes				None
1252	M223	BenPIN	BenPIN				Yes				None
1253	M231	BenPIN	BenPIN				Yes				None
1254	M240	BenPIN	BenPIN				Yes				None
1255	M248	BenPIN	BenPIN				Yes				None
1256	M257	BenPIN	BenPIN				Yes				None
1257	M265	BenPIN	BenPIN				Yes				None
1258	M287	BenPIN	BenPIN				Yes				None
1259	M295	BenPIN	BenPIN				Yes				None
1260	M304	BenPIN	BenPIN				Yes				None
1261	M312	BenPIN	BenPIN				Yes				None
1262	M321	BenPIN	BenPIN				Yes				None
1263	M329	BenPIN	BenPIN				Yes				None
1264	M338	BenPIN	BenPIN				Yes				None
1265	M346	BenPIN	BenPIN				Yes				None
1266	M368	BenPIN	BenPIN				Yes				None
1267	M376	BenPIN	BenPIN				Yes				None
1268	M385	BenPIN	BenPIN				Yes				None
1269	M393	BenPIN	BenPIN				Yes				None
1270	M402	BenPIN	BenPIN				Yes				None
1271	M410	BenPIN	BenPIN				Yes				None
1272	M419	BenPIN	BenPIN				Yes				None
1273	M427	BenPIN	BenPIN				Yes				None
1274	M449	BenPIN	BenPIN				Yes				None
1275	M457	BenPIN	BenPIN				Yes				None
1276	M466	BenPIN	BenPIN				Yes				None
1277	M474	BenPIN	BenPIN				Yes				None
1278	M483	BenPIN	BenPIN				Yes				None
1279	M491	BenPIN	BenPIN				Yes				None
1280	M500	BenPIN	BenPIN				Yes				None
1281	M508	BenPIN	BenPIN				Yes				None
1282	M530	BenPIN	BenPIN				Yes				None
1283	M538	BenPIN	BenPIN				Yes				None
1284	M547	BenPIN	BenPIN				Yes				None
1285	M555	BenPIN	BenPIN				Yes				None
1286	M564	BenPIN	BenPIN				Yes				None
1287	M572	BenPIN	BenPIN				Yes				None
1288	M581	BenPIN	BenPIN				Yes				None
1289	M589	BenPIN	BenPIN				Yes				None
1290	M611	BenPIN	BenPIN				Yes				None
1291	M619	BenPIN	BenPIN				Yes				None
1292	M628	BenPIN	BenPIN				Yes				None
1293	M636	BenPIN	BenPIN				Yes				None
1294	M645	BenPIN	BenPIN				Yes				None
1295	M653	BenPIN	BenPIN				Yes				None
1296	M662	BenPIN	BenPIN				Yes				None

Member Advanced Data (Continued)

	Label	I Release	J Release	I Offset[in]	J Offset[in]	T/C Only	Physical	Defl Rat...	Analysis ...	Inactive	Seismic...
1297	M670	BenPIN	BenPIN				Yes				None
1298	M692	BenPIN	BenPIN				Yes				None
1299	M702	BenPIN	BenPIN				Yes				None
1300	M713	BenPIN	BenPIN				Yes				None
1301	M723	BenPIN	BenPIN				Yes				None
1302	M734	BenPIN	BenPIN				Yes				None
1303	M744	BenPIN	BenPIN				Yes				None
1304	M755	BenPIN	BenPIN				Yes				None
1305	M765	BenPIN	BenPIN				Yes				None
1306	M5	BenPIN	BenPIN				Yes				None
1307	M6	BenPIN	BenPIN				Yes				None
1308	M7	BenPIN	BenPIN				Yes				None
1309	M8	BenPIN	BenPIN				Yes				None

Basic Load Cases

	BLC Description	Category	X Gravity	Y Gravity	Z Gravity	Joint	Point	Distributed	Area(Me...	Surface(...
1	Dead	None		-1		40	483	40		
2	No Ice Wind 0 deg	None				40	1334	120		
3	No Ice Wind 45 deg	None				80	1300	160		
4	No Ice Wind 90 deg	None				40	1342	120		
5	No Ice Wind 135 deg	None				80	1282	160		
6	No Ice Wind 180 deg	None				40	1334	120		
7	No Ice Wind 225 deg	None				80	1300	160		
8	No Ice Wind 270 deg	None				40	1342	120		
9	No Ice Wind 315 deg	None				80	1282	160		
10	Ice	None				40	482	822		
11	Temperature Drop	None						1263		
12	Ice Wind 0 deg	None				40	1322	120		
13	Ice Wind 45 deg	None				80	1258	160		
14	Ice Wind 90 deg	None				40	1334	120		
15	Ice Wind 135 deg	None				80	1236	160		
16	Ice Wind 180 deg	None				40	1322	120		
17	Ice Wind 225 deg	None				80	1258	160		
18	Ice Wind 270 deg	None				40	1334	120		
19	Ice Wind 315 deg	None				80	1236	160		
20	Service Wind 0 deg	None				40	1322	112		
21	Service Wind 45 deg	None				80	1252	160		
22	Service Wind 90 deg	None				40	1324	120		
23	Service Wind 135 deg	None				80	1228	160		
24	Service Wind 180 deg	None				40	1322	112		
25	Service Wind 225 deg	None				80	1252	160		
26	Service Wind 270 deg	None				40	1324	120		
27	Service Wind 315 deg	None				80	1228	160		

Load Combinations

	Description	Sol...	PDelta	S...	B...	Fa...	B...	Fa...	B...	Fa...	B...	Fa...	B...	Fa...	B...	Fa...	B...	Fa...	B...	Fa...	B...	Fa...	B...	Fa...
1	Dead Only	Yes			1	1	28	1	29	1														
2	1.2 Dead+1.6 Wind 0 deg - No Ice	Yes			1	1.2	2	1.6	28	1.2	29	1												
3	0.9 Dead+1.6 Wind 0 deg - No Ice	Yes			1	.9	2	1.6	28	.9	29	1												
4	1.2 Dead+1.6 Wind 45 deg - No Ice	Yes			1	1.2	3	1.6	28	1.2	29	1												
5	0.9 Dead+1.6 Wind 45 deg - No Ice	Yes			1	.9	3	1.6	28	.9	29	1												
6	1.2 Dead+1.6 Wind 90 deg - No Ice	Yes			1	1.2	4	1.6	28	1.2	29	1												
7	0.9 Dead+1.6 Wind 90 deg - No Ice	Yes			1	.9	4	1.6	28	.9	29	1												
8	1.2 Dead+1.6 Wind 135 deg - No Ice	Yes			1	1.2	5	1.6	28	1.2	29	1												

Load Combinations (Continued)

	Description	Sol..	PDelta	S...	B...	Fa...	B...	Fa...	B...	Fa...	B...	Fa...	B...	Fa...	B...	Fa...	B...	Fa...	B...	Fa...	B...	Fa...	B...	Fa...
9	0.9 Dead+1.6 Wind 135 deg - No Ice	Yes			1	.9	5	1.6	28	.9	29	1												
10	1.2 Dead+1.6 Wind 180 deg - No Ice	Yes			1	1.2	6	1.6	28	1.2	29	1												
11	0.9 Dead+1.6 Wind 180 deg - No Ice	Yes			1	.9	6	1.6	28	.9	29	1												
12	1.2 Dead+1.6 Wind 225 deg - No Ice	Yes			1	1.2	7	1.6	28	1.2	29	1												
13	0.9 Dead+1.6 Wind 225 deg - No Ice	Yes			1	.9	7	1.6	28	.9	29	1												
14	1.2 Dead+1.6 Wind 270 deg - No Ice	Yes			1	1.2	8	1.6	28	1.2	29	1												
15	0.9 Dead+1.6 Wind 270 deg - No Ice	Yes			1	.9	8	1.6	28	.9	29	1												
16	1.2 Dead+1.6 Wind 315 deg - No Ice	Yes			1	1.2	9	1.6	28	1.2	29	1												
17	0.9 Dead+1.6 Wind 315 deg - No Ice	Yes			1	.9	9	1.6	28	.9	29	1												
18	1.2 Dead+1.0 Ice+1.0 Temp	Yes			1	1.2	10	1	11	1	28	1.2	29	1										
19	1.2 Dead+1.0 Wind 0 deg+1.0 Ice+1...	Yes			1	1.2	12	1	10	1	11	1	28	1.2	29	1								
20	1.2 Dead+1.0 Wind 45 deg+1.0 Ice+...	Yes			1	1.2	13	1	10	1	11	1	28	1.2	29	1								
21	1.2 Dead+1.0 Wind 90 deg+1.0 Ice+...	Yes			1	1.2	14	1	10	1	11	1	28	1.2	29	1								
22	1.2 Dead+1.0 Wind 135 deg+1.0 Ice...	Yes			1	1.2	15	1	10	1	11	1	28	1.2	29	1								
23	1.2 Dead+1.0 Wind 180 deg+1.0 Ice...	Yes			1	1.2	16	1	10	1	11	1	28	1.2	29	1								
24	1.2 Dead+1.0 Wind 225 deg+1.0 Ice...	Yes			1	1.2	17	1	10	1	11	1	28	1.2	29	1								
25	1.2 Dead+1.0 Wind 270 deg+1.0 Ice...	Yes			1	1.2	18	1	10	1	11	1	28	1.2	29	1								
26	1.2 Dead+1.0 Wind 315 deg+1.0 Ice...	Yes			1	1.2	19	1	10	1	11	1	28	1.2	29	1								
27	Dead+Wind 0 deg - Service	Yes			1	1	20	1	28	1	29	1												
28	Dead+Wind 45 deg - Service	Yes			1	1	21	1	28	1	29	1												
29	Dead+Wind 90 deg - Service	Yes			1	1	22	1	28	1	29	1												
30	Dead+Wind 135 deg - Service	Yes			1	1	23	1	28	1	29	1												
31	Dead+Wind 180 deg - Service	Yes			1	1	24	1	28	1	29	1												
32	Dead+Wind 225 deg - Service	Yes			1	1	25	1	28	1	29	1												
33	Dead+Wind 270 deg - Service	Yes			1	1	26	1	28	1	29	1												
34	Dead+Wind 315 deg - Service	Yes			1	1	27	1	28	1	29	1												

Envelope AISC 14th(360-10): LRFD Steel Code Checks

	Member	Shape	Code Check	Lo...	...	Shear C...	Loc[ft]	Dir	...	phi*P...	phi*P...	phi*...	phi*...	...	Eqn
1	M686	W12X79	.758	6.2...	...	.057	6.258	y	...	728.0...	751.68	146.61	321.3	...	H1-...
2	M687	W12X79	.756	6.2...	8	.057	6.258	y	8	728.0...	751.68	146.61	321.3	...	H1-...
3	M794	L2.5x2.5x8	.752	6.7...	4	.005	6.738	y	4	18.068	73.224	1.865	4.289	1	H2-1
4	M688	W12X79	.745	6.2...	4	.058	6.258	y	4	728.0...	751.68	146.61	321.3	...	H1-...
5	M893	2L2 1/2x2 1/2...	.739	8.3...	...	.005	0	y	...	6.095	58.32	4.017	2.611	1	H1-...
6	M689	W12X79	.738	6.2...	...	.056	6.258	y	...	728.0...	751.68	146.61	321.3	...	H1-...
7	M795	L2.5x2.5x8	.735	0	...	.005	0	y	...	18.068	73.224	1.865	4.289	1	H2-1
8	M792	L2.5x2.5x8	.733	6.7...	8	.002	6.738	y	6	18.068	73.224	1.865	4.289	1	H2-1
9	M798	L2.5x2.5x8	.732	6.7...	...	.004	6.738	y	...	18.068	73.224	1.865	4.289	1	H2-1
10	M890	2L2 1/2x2 1/2...	.715	8.3...	...	.005	16.75	y	4	6.095	58.32	4.017	2.611	1	H1-...
11	M945	2L2 1/2x2 1/2...	.694	8.3...	...	.005	16.75	y	...	6.095	58.32	4.017	2.611	1	H1-...
12	M944	2L2 1/2x2 1/2...	.671	8.3...	...	.005	0	y	...	6.095	58.32	4.017	2.611	1	H1-...
13	M606	W10X68	.666	25	8	.057	6.25	y	8	617.02	644.76	108.27	230.31	1	H1-...
14	M607	W10X68	.665	0	4	.057	6.25	y	4	617.02	644.76	108.27	230.31	1	H1-...
15	M605	W10X68	.663	25	...	.057	6.25	y	...	617.02	644.76	108.27	230.31	1	H1-...
16	M465	2L4x3x3/8x3/8	.662	0	...	.003	0	y	...	90.688	161.0...	11.531	7.876	1	H1-...
17	M608	W10X68	.654	0	...	.056	6.25	y	...	617.02	644.76	108.27	230.31	1	H1-...
18	M18	2L3x4x5/16x3...	.651	9.1...	...	.005	9.149	y	...	15.416	135.4...	15.999	3.964	1	H1-...
19	M22	2L3x4x5/16x3...	.648	9.1...	...	.004	9.149	y	...	15.416	135.4...	15.999	3.964	1	H1-...
20	M712	2L4x4x1/2x3/8	.643	0	...	.003	0	y	8	151.5...	243	26.015	10.64	1	H1-...
21	M1049	2L2 1/2x2 1/2...	.633	8.3...	...	.005	16.75	y	...	6.095	58.32	4.017	2.611	1	H1-...
22	M507	2L4x3x3/8x3/8	.633	0	...	.003	0	y	...	90.688	161.0...	11.531	7.876	1	H1-...
23	M627	2L4x3x1/2x3/8	.631	0	...	.004	22.569	y	...	123.9...	210.6	15.634	10.202	1	H1-...
24	M994	2L2 1/2x2 1/2...	.629	8.3...	...	.005	16.75	y	...	6.095	58.32	4.017	2.611	1	H1-...
25	M29	2L3x4x5/16x3...	.623	9.1...	...	.005	9.149	y	...	15.416	135.4...	15.999	3.964	1	H1-...
26	M764	2L4x4x1/2x3/8	.623	0	...	.007	0	y	...	151.5...	243	26.015	10.64	1	H1-...

Envelope AISC 14th(360-10): LRFD Steel Code Checks (Continued)

	Member	Shape	Code Check	Lo...	...	Shear C...	Loc[ft]	Dir	...	phi*P...	phi*P...	phi*...	phi*...	...	Eqn
27	M25	2L3x4x5/16x3...	.622	9.1...	...	.004	9.149	y	...	15.416	135.4...	15.999	3.964	1	H1-...
28	M1098	2L2 1/2x2 1/2...	.622	8.3...	...	.005	16.75	y	...	6.095	58.32	4.017	2.611	1	H1-...
29	M669	2L4x3x1/2x3/8	.612	0	...	.004	22.569	y	8	123.9...	210.6	15.634	10.202	1	H1-...
30	M1101	2L2 1/2x2 1/2...	.608	8.3...	...	.005	0	y	...	6.095	58.32	4.017	2.611	1	H1-...
31	M456	2L4x3x3/8x3/8	.606	0	6	.004	0	y	...	90.688	161.0...	11.531	7.876	1	H1-...
32	M997	2L2 1/2x2 1/2...	.606	8.3...	...	.005	0	y	...	6.095	58.32	4.017	2.611	1	H1-...
33	M1048	2L2 1/2x2 1/2...	.606	8.3...	...	.005	0	y	...	6.095	58.32	4.017	2.611	1	H1-...
34	M448	2L4x3x3/8x3/8	.603	0	...	.003	0	y	...	90.688	161.0...	11.531	7.876	1	H1-...
35	M384	2L4x3x3/8x3/8	.601	0	...	.004	0	y	...	90.688	161.0...	11.531	7.876	1	H1-...
36	M797	L2.5x2.5x8	.595	0	...	.004	0	y	...	17.766	73.224	1.865	4.283	1	H2-1
37	M525	W10X60	.593	0	8	.054	6.25	y	8	548.1...	573.48	94.5	201.42	1	H1-...
38	M526	W10X60	.591	0	4	.053	6.25	y	4	548.1...	573.48	94.5	201.42	1	H1-...
39	M524	W10X60	.590	0	...	.053	6.25	y	...	548.1...	573.48	94.5	201.42	1	H1-...
40	M791	L2.5x2.5x8	.582	0	8	.002	0	y	...	17.766	73.224	1.865	4.283	1	H2-1
41	M546	2L4x3x1/2x3/8	.582	0	...	.003	0	y	...	123.9...	210.6	15.634	10.202	1	H1-...
42	M527	W10X60	.581	0	...	.052	6.25	y	...	548.1...	573.48	94.5	201.42	1	H1-...
43	M610	2L4x3x1/2x3/8	.576	0	...	.004	0	y	...	123.9...	210.6	15.634	10.202	1	H1-...
44	M618	2L4x3x1/2x3/8	.576	0	6	.004	0	y	...	123.9...	210.6	15.634	10.202	1	H1-...
45	M793	L2.5x2.5x8	.573	0	4	.004	0	y	4	17.766	73.224	1.865	4.283	1	H2-1
46	M722	2L4x4x1/2x3/8	.571	6.9...	4	.006	0	y	4	151.5...	243	26.015	17.024	1	H1-...
47	M473	2L4x3x3/8x3/8	.570	0	4	.003	0	y	...	90.688	161.0...	11.531	7.876	1	H1-...
48	M426	2L4x3x3/8x3/8	.570	0	...	.004	0	y	...	90.688	161.0...	11.531	7.876	1	H1-...
49	M796	L2.5x2.5x8	.570	6.7...	...	.004	6.795	y	...	17.766	73.224	1.865	4.283	1	H2-1
50	M635	2L4x3x1/2x3/8	.569	0	4	.004	0	y	6	123.9...	210.6	15.634	10.202	1	H1-...
51	M482	2L4x3x3/8x3/8	.565	0	6	.003	0	y	...	90.688	161.0...	11.531	7.876	1	H1-...
52	M490	2L4x3x3/8x3/8	.562	0	...	.003	0	y	...	90.688	161.0...	11.531	7.876	1	H1-...
53	M303	2L3x2-1/2x1/...	.560	0	...	.003	0	y	...	82.809	162	11.25	5.625	1	H1-...
54	M588	2L4x3x1/2x3/8	.560	0	...	.003	0	y	...	123.9...	210.6	15.634	10.202	1	H1-...
55	M754	2L4x4x1/2x3/8	.553	6.9...	...	.006	0	y	...	151.5...	243	26.015	17.024	1	H1-...
56	M661	2L4x3x1/2x3/8	.552	0	...	.004	0	y	...	123.9...	210.6	15.634	10.202	1	H1-...
57	M375	2L4x3x3/8x3/8	.550	0	6	.004	0	y	...	90.688	161.0...	11.531	7.876	1	H1-...
58	M626	2L3x2 1/2x3/...	.550	16...	...	.006	8.375	y	...	67.139	124.4...	8.283	4.374	1	H1-...
59	M499	2L4x3x3/8x3/8	.547	0	...	.003	0	y	...	90.688	161.0...	11.531	7.876	1	H1-...
60	M367	2L4x3x3/8x3/8	.546	0	...	.004	0	y	...	90.688	161.0...	11.531	7.876	1	H1-...
61	M1153	2L2 1/2x2 1/2...	.541	8.3...	...	.005	16.75	y	...	6.095	58.32	4.017	2.611	1	H1-...
62	M660	2L3x2 1/2x3/...	.539	16...	...	.004	25.125	y	...	67.139	124.4...	8.283	4.374	1	H1-...
63	M644	2L4x3x1/2x3/8	.539	0	6	.004	22.569	y	8	123.9...	210.6	15.634	10.202	1	H1-...
64	M652	2L4x3x1/2x3/8	.536	0	...	.003	22.569	y	...	123.9...	210.6	15.634	10.202	1	H1-...
65	M364	W8X40	.535	0	4	.042	6.25	y	...	353.2...	379.08	49.95	107.46	1	H1-...
66	M537	2L4x3x1/2x3/8	.535	0	6	.003	0	y	...	123.9...	210.6	15.634	10.202	1	H1-...
67	M363	W8X40	.534	0	8	.048	6.25	y	...	353.2...	379.08	49.95	107.46	1	H1-...
68	M39	2L3x4x5/16x3...	.533	9.1...	...	.004	9.149	y	...	15.416	135.4...	15.999	3.964	1	H1-...
69	M691	2L4x4x1/2x3/8	.533	0	...	.007	0	y	...	150.5...	243	26.015	10.64	1	H1-...
70	M15	2L3x4x5/16x3...	.532	9.1...	...	.005	9.149	y	...	15.416	135.4...	15.999	3.964	1	H1-...
71	M362	W8X40	.531	0	...	.045	6.25	y	...	353.2...	379.08	49.95	107.46	1	H1-...
72	M529	2L4x3x1/2x3/8	.531	0	...	.003	0	y	...	123.9...	210.6	15.634	10.202	1	H1-...
73	M701	2L4x4x1/2x3/8	.531	0	6	.004	0	y	8	150.5...	243	26.015	10.64	1	H1-...
74	M1152	2L2 1/2x2 1/2...	.528	8.3...	...	.005	0	y	...	6.095	58.32	4.017	2.611	1	H1-...
75	M345	2L3x2-1/2x1/...	.525	0	...	.003	0	y	...	82.809	162	11.25	5.625	1	H1-...
76	M392	2L4x3x3/8x3/8	.522	0	4	.004	0	y	...	90.688	161.0...	11.531	7.876	1	H1-...
77	M365	W8X40	.519	0	...	.038	6.25	y	...	353.2...	379.08	49.95	107.46	1	H1-...
78	M554	2L4x3x1/2x3/8	.517	0	4	.003	0	y	...	123.9...	210.6	15.634	10.202	1	H1-...
79	M294	2L3x2-1/2x1/...	.516	0	6	.003	0	y	...	82.809	162	11.25	5.625	1	H1-...
80	M401	2L4x3x3/8x3/8	.515	0	6	.004	0	y	...	90.688	161.0...	11.531	7.876	1	H1-...
81	M286	2L3x2-1/2x1/...	.513	0	...	.003	22.569	y	...	82.809	162	11.25	5.625	1	H1-...
82	M409	2L4x3x3/8x3/8	.511	0	...	.004	0	y	...	90.688	161.0...	11.531	7.876	1	H1-...
83	M36	2L3x4x5/16x3...	.510	9.1...	...	.004	9.149	y	...	15.416	135.4...	15.999	3.964	1	H1-...

Envelope AISC 14th(360-10): LRFD Steel Code Checks (Continued)

	Member	Shape	Code Check	Lo...	...	Shear C...	Loc[ft]	Dir	...	phi*P...	phi*P...	phi*...	phi*...	...	Eqn
84	M201	W6X25	.510	0	...	.038	6.25	y	...	209.43	237.8...	23.112	51.03	1	H1-...
85	M444	W10X54	.509	25	8	.046	6.25	y	...	489.1...	511.92	84.51	179.82	1	H1-...
86	M445	W10X54	.508	25	4	.040	6.25	y	...	489.1...	511.92	84.51	179.82	1	H1-...
87	M32	2L3x4x5/16x3...	.508	9.1...	...	.005	9.149	y	...	15.416	135.4...	15.999	3.964	1	H1-...
88	M545	2L3x2 1/2x3/...	.507	16...	...	.006	8.375	y	...	67.139	124.4...	8.283	4.374	1	H1-...
89	M443	W10X54	.506	25	...	.043	6.25	y	...	489.1...	511.92	84.51	179.82	1	H1-...
90	M609	2L3x2 1/2x3/...	.502	27...	...	.006	25.125	y	...	67.139	124.4...	8.283	6.998	1	H1-...
91	M580	2L4x3x1/2x3/8	.499	0	...	.003	0	y	...	123.9...	210.6	15.634	10.202	1	H1-...
92	M563	2L4x3x1/2x3/8	.498	0	6	.003	0	y	...	123.9...	210.6	15.634	10.202	1	H1-...
93	M418	2L4x3x3/8x3/8	.498	0	...	.004	0	y	...	90.688	161.0...	11.531	7.876	1	H1-...
94	M446	W10X54	.497	25	...	.037	6.25	y	...	489.1...	511.92	84.51	179.82	1	H1-...
95	M579	2L3x2 1/2x3/...	.495	16...	...	.004	25.125	y	...	67.139	124.4...	8.283	4.374	1	H1-...
96	M571	2L4x3x1/2x3/8	.495	0	...	.003	0	y	...	123.9...	210.6	15.634	10.202	1	H1-...
97	M283	W8X31	.490	0	4	.046	6.25	y	...	275.0...	295.8...	38.07	82.08	1	H1-...
98	M282	W8X31	.489	0	...	.053	6.25	y	...	275.0...	295.8...	38.07	82.08	1	H1-...
99	M320	2L3x2-1/2x1/...	.485	0	6	.003	22.569	y	...	82.809	162	11.25	5.625	1	H1-...
100	M328	2L3x2-1/2x1/...	.481	0	...	.003	22.569	y	...	82.809	162	11.25	5.625	1	H1-...
101	M733	2L4x4x1/2x3/8	.480	0	6	.008	0	y	4	150.5...	243	26.015	10.64	1	H1-...
102	M743	2L4x4x1/2x3/8	.479	0	...	.007	0	y	...	150.5...	243	26.015	10.64	1	H1-...
103	M281	W8X31	.479	6.25	...	.049	6.25	y	...	275.0...	295.8...	38.07	82.08	1	H1-...
104	M891	2L2 1/2x2 1/2...	.475	8.3...	...	.005	0	y	4	6.095	58.32	4.017	2.611	1	H1-...
105	M284	W8X31	.473	0	...	.041	6.25	y	...	275.0...	295.8...	38.07	82.08	1	H1-...
106	M141	2L3x2 1/2x3/...	.473	0	...	.004	22.569	y	...	61.942	124.4...	8.283	4.374	1	H1-...
107	M311	2L3x2-1/2x1/...	.471	0	4	.003	22.569	y	...	82.809	162	11.25	5.625	1	H1-...
108	M222	2L3x2-1/2x1/...	.471	0	...	.003	0	y	...	82.809	162	11.25	5.625	1	H1-...
109	M643	2L3x2 1/2x3/...	.469	16...	6	.004	8.375	y	...	67.139	124.4...	8.283	4.374	1	H1-...
110	M302	2L3x2 1/2x1/...	.468	16...	...	.008	8.375	y	...	46.996	85.212	5.423	3.034	1	H1-...
111	M120	W6X20	.467	0	...	.033	6.25	y	...	166.8...	190.1...	18.144	40.23	1	H1-...
112	M528	2L3x2 1/2x3/...	.463	27...	...	.006	25.125	y	...	67.139	124.4...	8.283	6.998	1	H1-...
113	M200	W6X25	.461	0	...	.034	6.25	y	...	209.43	237.8...	23.112	51.03	1	H1-...
114	M383	2L3x2 1/2x5/...	.461	16...	...	.007	8.375	y	...	57.309	105.0...	6.839	3.717	1	H1-...
115	M943	2L2 1/2x2 1/2...	.453	8.3...	...	.005	0	y	...	6.095	58.32	4.017	2.611	1	H1-...
116	M464	2L3x2 1/2x3/...	.451	16...	...	.006	8.375	y	...	67.139	124.4...	8.283	4.374	1	H1-...
117	M621	L3x3x3/16_H...	.446	0	...	.005	7.523	y	...	13.303	35.316	.509	2.134	1	H2-1
118	M336	2L3x2 1/2x1/...	.445	16...	...	.006	25.125	y	...	46.996	85.212	5.423	3.034	1	H1-...
119	M892	2L2 1/2x2 1/2...	.443	8.3...	6	.005	16.75	y	...	6.095	58.32	4.017	2.611	1	H1-...
120	M337	2L3x2-1/2x1/...	.443	0	...	.003	22.569	y	...	82.809	162	11.25	5.625	1	H1-...
121	M417	2L3x2 1/2x5/...	.443	16...	...	.005	25.125	y	...	57.309	105.0...	6.839	3.717	1	H1-...
122	M202	W6X25	.441	0	...	.033	6.25	y	...	209.43	237.8...	23.112	51.03	1	H1-...
123	M132	2L3x2 1/2x3/...	.441	0	6	.004	22.569	y	...	61.942	124.4...	8.283	4.374	1	H1-...
124	M213	2L3x2-1/2x1/...	.438	0	6	.003	0	y	...	82.809	162	11.25	5.625	1	H1-...
125	M124	2L3x2 1/2x3/...	.437	0	...	.004	22.569	y	...	61.942	124.4...	8.283	4.374	1	H1-...
126	M613	L3x3x3/16_H...	.436	0	...	.005	0	y	...	13.303	35.316	.509	2.134	1	H2-1
127	M562	2L3x2 1/2x3/...	.435	16...	...	.004	8.375	y	...	67.139	124.4...	8.283	4.374	1	H1-...
128	M205	2L3x2-1/2x1/...	.434	0	...	.003	0	y	...	82.809	162	11.25	5.625	1	H1-...
129	M498	2L3x2 1/2x3/...	.434	16...	...	.004	25.125	y	...	67.139	124.4...	8.283	4.374	1	H1-...
130	M264	2L3x2-1/2x1/...	.434	0	...	.003	0	y	...	82.809	162	11.25	5.625	1	H1-...
131	M285	2L3x2 1/2x1/...	.429	16...	6	.008	25.125	y	...	46.996	85.212	5.423	3.034	1	H1-...
132	M183	2L3x2 1/2x3/...	.428	0	...	.004	22.569	y	...	61.942	124.4...	8.283	4.374	1	H1-...
133	M942	2L2 1/2x2 1/2...	.423	8.3...	6	.005	16.75	y	...	6.095	58.32	4.017	2.611	1	H1-...
134	M1047	2L2 1/2x2 1/2...	.423	8.3...	...	.005	0	y	...	6.095	58.32	4.017	2.611	1	H1-...
135	M996	2L2 1/2x2 1/2...	.422	8.3...	...	.005	0	y	...	6.095	58.32	4.017	2.611	1	H1-...
136	M158	2L3x2 1/2x3/...	.420	0	6	.004	22.569	y	...	61.942	124.4...	8.283	4.374	1	H1-...
137	M1100	2L2 1/2x2 1/2...	.418	8.3...	...	.005	0	y	...	6.095	58.32	4.017	2.611	1	H1-...
138	M166	2L3x2 1/2x3/...	.417	0	...	.003	22.569	y	...	61.942	124.4...	8.283	4.374	1	H1-...
139	M366	2L3x2 1/2x5/...	.415	16...	6	.007	25.125	y	...	57.309	105.0...	6.839	3.717	1	H1-...
140	M647	L3x3x3/16_H...	.415	0	4	.005	0	y	...	13.303	35.316	.509	2.134	1	H2-1

Envelope AISC 14th(360-10): LRFD Steel Code Checks (Continued)

	Member	Shape	Code Check	Lo...	...	Shear C...	Loc[ft]	Dir	...	phi*P...	phi*P...	phi*...	phi*...	...	Eqn
141	M239	2L3x2-1/2x1/...	.414	0	6	.003	0	y	...	82.809	162	11.25	5.625	1	H1-...
142	M319	2L3x2 1/2x1/...	.412	16...	...	.006	8.375	y	...	46.996	85.212	5.423	3.034	1	H1-...
143	M119	W6X20	.411	0	...	.030	0	y	...	166.8...	190.1...	18.144	40.23	1	H1-...
144	M121	W6X20	.410	0	...	.030	0	y	...	166.8...	190.1...	18.144	40.23	1	H1-...
145	M247	2L3x2-1/2x1/...	.410	0	...	.003	22.569	y	...	82.809	162	11.25	5.625	1	H1-...
146	M447	2L3x2 1/2x3/...	.409	16...	6	.006	25.125	y	...	67.139	124.4...	8.283	4.374	1	H1-...
147	M203	W6X25	.405	0	...	.029	6.25	y	...	209.43	237.8...	23.112	51.03	1	H1-...
148	M1203	2L2 1/2x2 1/2...	.404	8.3...	...	.005	16.75	y	...	6.095	58.32	4.017	2.611	1	H1-...
149	M655	L3x3x3/16_H...	.403	0	...	.005	0	y	...	13.303	35.316	.509	2.134	1	H2-1
150	M672	L3x3x3/16_H...	.401	0	...	.005	0	y	...	13.303	35.316	.509	2.134	1	H2-1
151	M1099	2L2 1/2x2 1/2...	.399	8.3...	6	.005	16.75	y	...	6.095	58.32	4.017	2.611	1	H1-...
152	M1046	2L2 1/2x2 1/2...	.397	8.3...	6	.005	16.75	y	...	6.095	58.32	4.017	2.611	1	H1-...
153	M630	L3x3x3/16_H...	.397	0	8	.005	7.523	y	...	13.303	35.316	.509	2.134	1	H2-1
154	M995	2L2 1/2x2 1/2...	.396	8.3...	6	.005	16.75	y	...	6.095	58.32	4.017	2.611	1	H1-...
155	M400	2L3x2 1/2x5/...	.393	16...	...	.005	8.375	y	...	57.309	105.0...	6.839	3.717	1	H1-...
156	M230	2L3x2-1/2x1/...	.393	0	4	.003	0	y	...	82.809	162	11.25	5.625	1	H1-...
157	M221	2L3x2 1/2x1/...	.392	16...	...	.008	8.375	y	...	46.996	85.212	5.423	3.034	1	H1-...
158	M19	L2 1/2x2 1/2x...	.391	0	...	.012	0	y	...	5.246	29.225	.351	1.36	1	H2-1
159	M481	2L3x2 1/2x3/...	.384	16...	...	.004	8.375	y	...	67.139	124.4...	8.283	4.374	1	H1-...
160	M638	L3x3x3/16_H...	.382	0	4	.005	0	y	...	13.303	35.316	.509	2.134	1	H2-1
161	M664	L3x3x3/16_H...	.380	0	...	.005	7.523	y	...	13.303	35.316	.509	2.134	1	H2-1
162	M1204	2L2 1/2x2 1/2...	.379	8.3...	...	.005	16.75	y	...	6.095	58.32	4.017	2.611	1	H1-...
163	M1151	2L2 1/2x2 1/2...	.378	8.3...	...	.005	0	y	...	6.095	58.32	4.017	2.611	1	H1-...
164	M149	2L3x2 1/2x3/...	.377	0	4	.004	22.569	y	...	61.942	124.4...	8.283	4.374	1	H1-...
165	M1205	2L2 1/2x2 1/2...	.373	8.3...	6	.005	0	y	...	6.095	58.32	4.017	2.611	1	H1-...
166	M255	2L3x2 1/2x1/...	.367	16...	...	.006	25.125	y	...	46.996	85.212	5.423	3.034	1	H1-...
167	M1269	2L2 1/2x2 1/2...	.366	6.86	...	.002	6.86	y	...	11.751	77.112	5.381	2.133	1	H1-...
168	M1150	2L2 1/2x2 1/2...	.366	8.3...	6	.005	16.75	y	...	6.095	58.32	4.017	2.611	1	H1-...
169	M1202	2L2 1/2x2 1/2...	.364	8.3...	...	.005	0	y	...	6.095	58.32	4.017	2.611	1	H1-...
170	M1266	2L2 1/2x2 1/2...	.363	6.86	...	.002	6.86	y	...	11.751	77.112	5.381	2.133	1	H1-...
171	M256	2L3x2-1/2x1/...	.363	0	...	.003	22.569	y	...	82.809	162	11.25	5.625	1	H1-...
172	M1268	2L2 1/2x2 1/2...	.362	6.86	...	.002	6.86	y	...	11.751	77.112	5.381	2.133	1	H1-...
173	M204	2L3x2 1/2x1/...	.361	25...	...	.008	25.125	y	...	46.996	85.212	5.423	3.034	1	H1-...
174	M1267	2L2 1/2x2 1/2...	.360	6.86	...	.002	6.86	y	...	11.751	77.112	5.381	2.133	1	H1-...
175	M30	L2 1/2x2 1/2x...	.355	0	...	.012	0	y	...	5.246	29.225	.351	1.36	1	H2-1
176	M67	2L3x2 1/2x3/...	.354	15...	...	.004	22.569	y	...	61.942	124.4...	8.283	4.374	1	H1-...
177	M122	W6X20	.351	0	...	.026	0	y	...	166.8...	190.1...	18.144	40.23	1	H1-...
178	M238	2L3x2 1/2x1/...	.349	16...	...	.006	8.375	y	...	46.996	85.212	5.423	3.034	1	H1-...
179	M6	2L3x4x5/16x3...	.349	12...	...	.009	12.75	y	...	33.033	135.4...	15.999	3.964	1	H1-...
180	M8	2L3x4x5/16x3...	.349	12...	...	.009	12.75	y	...	33.033	135.4...	15.999	3.964	1	H1-...
181	M5	2L3x4x5/16x3...	.348	12...	...	.009	12.75	y	...	33.033	135.4...	15.999	3.964	1	H1-...
182	M7	2L3x4x5/16x3...	.347	12...	...	.009	12.75	y	...	33.033	135.4...	15.999	3.964	1	H1-...
183	M783	L2.5x2.5x3	.345	1.3...	4	.002	0	y	4	22.363	29.192	.873	1.837	1	H2-1
184	M540	L3x3x3/16_H...	.343	0	8	.005	7.523	y	...	13.233	35.316	.509	2.132	1	H2-1
185	M566	L3x3x3/16_H...	.341	0	4	.005	0	y	...	13.233	35.316	.509	2.132	1	H2-1
186	M175	2L3x2 1/2x3/...	.341	0	...	.003	22.569	y	...	61.942	124.4...	8.283	4.374	1	H1-...
187	M549	L3x3x3/16_H...	.339	0	8	.005	7.523	y	...	13.233	35.316	.509	2.132	1	H2-1
188	M790	L2.5x2.5x3	.338	1.3...	8	.001	0	y	...	22.363	29.192	.873	1.837	1	H2-1
189	M785	L2.5x2.5x3	.337	1.3...	...	.002	2.792	y	...	22.363	29.192	.873	1.837	1	H2-1
190	M591	L3x3x3/16_H...	.337	0	...	.005	0	y	...	13.233	35.316	.509	2.132	1	H2-1
191	M788	L2.5x2.5x3	.335	1.3...	...	.002	2.792	y	...	22.363	29.192	.873	1.837	1	H2-1
192	M532	L3x3x3/16_H...	.333	0	...	.005	0	y	...	13.233	35.316	.509	2.132	1	H2-1
193	M574	L3x3x3/16_H...	.330	0	...	.005	0	y	...	13.233	35.316	.509	2.132	1	H2-1
194	M557	L3x3x3/16_H...	.326	0	4	.005	7.523	y	...	13.233	35.316	.509	2.132	1	H2-1
195	M16	L2 1/2x2 1/2x...	.324	0	6	.012	0	y	...	5.246	29.225	.351	1.36	1	H2-1
196	M583	L3x3x3/16_H...	.323	0	...	.005	0	y	...	13.233	35.316	.509	2.132	1	H2-1
197	M51	2L3x2 1/2x3/...	.321	15...	...	.004	22.569	y	...	61.942	124.4...	8.283	4.374	1	H1-...

Envelope AISC 14th(360-10): LRFD Steel Code Checks (Continued)

	Member	Shape	Code Check	Lo...	...	Shear C...	Loc[ft]	Dir	...	phi*P...	phi*P...	phi*...	phi*...	...	Eqn
198	M59	2L3x2 1/2x3/...	.320	15...	6	.004	22.569	y	...	61.942	124.4...	8.283	4.374	1	H1-...
199	M83	2L3x2 1/2x3/...	.318	15...	6	.004	22.569	y	...	61.942	124.4...	8.283	4.374	1	H1-...
200	M91	2L3x2 1/2x3/...	.318	15...	...	.004	22.569	y	...	61.942	124.4...	8.283	4.374	1	H1-...
201	M75	2L3x2 1/2x3/...	.317	15...	2	.004	22.569	y	...	61.942	124.4...	8.283	4.374	1	H1-...
202	M33	L2 1/2x2 1/2x...	.309	0	6	.012	0	y	...	5.246	29.225	.351	1.36	1	H2-1
203	M107	2L3x2 1/2x3/...	.309	15...	...	.004	22.569	y	...	61.942	124.4...	8.283	4.374	1	H1-...
204	M690	2L4x3x1/2x3/8	.301	16...	...	.007	8.375	z	...	139.9...	210.6	15.634	10.202	1	H1-...
205	M711	2L4x3x1/2x3/8	.287	16...	4	.007	25.125	z	...	139.9...	210.6	15.634	10.202	1	H1-...
206	M753	2L4x3x1/2x3/8	.282	16...	...	.007	25.125	z	...	139.9...	210.6	15.634	10.202	1	H1-...
207	M732	2L4x3x1/2x3/8	.276	16...	...	.007	8.375	z	...	139.9...	210.6	15.634	10.202	1	H1-...
208	M1261	W8X13	.275	0	...	.002	0	y	4	30.531	124.4...	5.805	20.868	...	H1-...
209	M1260	W8X13	.275	0	...	.002	0	y	8	30.531	124.4...	5.805	20.868	...	H1-...
210	M2	L6x6x1/2	.275	1.7...	...	.096	13.72	z	...	67.265	186.3	5.356	24.423	1	H2-1
211	M23	L2 1/2x2 1/2x...	.274	0	2	.012	8.375	y	...	5.246	29.225	.351	1.36	1	H2-1
212	M1258	W8X13	.274	0	...	.002	0	y	...	30.531	124.4...	5.805	20.868	...	H1-...
213	M1259	W8X13	.274	0	...	.002	0	y	...	30.531	124.4...	5.805	20.868	...	H1-...
214	M20	L2 1/2x2 1/2x...	.273	9.1...	...	.008	0	z	...	4.438	29.225	.351	1.309	1	H2-1
215	M17	L2 1/2x2 1/2x...	.272	9.1...	6	.008	0	z	...	4.438	29.225	.351	1.309	1	H2-1
216	M26	L2 1/2x2 1/2x...	.269	0	...	.012	0	y	...	5.246	29.225	.351	1.36	1	H2-1
217	M99	2L3x2 1/2x3/...	.269	15...	2	.004	22.569	y	...	61.942	124.4...	8.283	4.374	1	H1-...
218	M140	2L3x2 1/2x1/...	.269	17...	...	.008	8.375	y	...	46.996	85.212	5.423	3.034	1	H1-...
219	M3	L6x6x1/2	.265	1.7...	...	.095	13.72	y	...	67.265	186.3	5.356	24.423	1	H2-1
220	M31	L2 1/2x2 1/2x...	.260	9.1...	...	.008	9.149	z	...	4.438	29.225	.351	1.309	1	H2-1
221	M787	L2.5x2.5x3	.259	1.3...	...	.002	2.792	y	...	22.363	29.192	.873	1.837	1	H2-1
222	M34	L2 1/2x2 1/2x...	.258	9.1...	6	.008	0	z	...	4.438	29.225	.351	1.309	1	H2-1
223	M459	L3x3x3/16_H...	.258	0	...	.005	7.523	y	...	13.199	35.316	.509	2.131	1	H2-1
224	M789	L2.5x2.5x3	.257	1.3...	8	.001	2.792	y	6	22.363	29.192	.873	1.837	1	H2-1
225	M123	2L3x2 1/2x1/...	.251	25...	...	.008	25.125	y	...	46.996	85.212	5.423	3.034	1	H1-...
226	M192	2L3x2 1/2x1/...	.251	11...	...	.010	11.844	y	...	26.281	85.212	5.423	3.034	1	H1-...
227	M194	2L3x2 1/2x1/...	.251	11...	...	.010	11.844	y	...	26.281	85.212	5.423	3.034	1	H1-...
228	M191	2L3x2 1/2x1/...	.250	11...	...	.011	11.844	y	...	26.281	85.212	5.423	3.034	1	H1-...
229	M193	2L3x2 1/2x1/...	.250	11...	...	.010	11.844	y	...	26.281	85.212	5.423	3.034	1	H1-...
230	M784	L2.5x2.5x3	.249	1.3...	4	.002	0	y	4	22.363	29.192	.873	1.837	1	H2-1
231	M786	L2.5x2.5x3	.248	1.3...	...	.002	0	y	...	22.363	29.192	.873	1.837	1	H2-1
232	M353	2L3x2 1/2x1/...	.245	11...	...	.010	11.844	y	...	26.281	85.212	5.423	3.034	1	H1-...
233	M451	L3x3x3/16_H...	.245	0	...	.005	7.523	y	...	13.199	35.316	.509	2.131	1	H2-1
234	M356	2L3x2 1/2x1/...	.245	11...	...	.010	11.844	y	...	26.281	85.212	5.423	3.034	1	H1-...
235	M355	2L3x2 1/2x1/...	.244	11...	...	.010	11.844	y	...	26.281	85.212	5.423	3.034	1	H1-...
236	M354	2L3x2 1/2x1/...	.244	11...	...	.010	11.844	y	...	26.281	85.212	5.423	3.034	1	H1-...
237	M272	2L3x2 1/2x1/...	.244	11...	...	.010	11.844	y	...	26.281	85.212	5.423	3.034	1	H1-...
238	M275	2L3x2 1/2x1/...	.244	11...	...	.010	11.844	y	...	26.281	85.212	5.423	3.034	1	H1-...
239	M468	L3x3x3/16_H...	.243	0	6	.005	7.523	y	...	13.199	35.316	.509	2.131	1	H2-1
240	M273	2L3x2 1/2x1/...	.243	11...	...	.010	11.844	y	...	26.281	85.212	5.423	3.034	1	H1-...
241	M274	2L3x2 1/2x1/...	.243	11...	...	.010	11.844	y	...	26.281	85.212	5.423	3.034	1	H1-...
242	M174	2L3x2 1/2x1/...	.240	16...	...	.006	25.125	y	...	46.996	85.212	5.423	3.034	1	H1-...
243	M434	2L3x2 1/2x1/...	.239	11...	...	.010	11.844	y	...	26.281	85.212	5.423	3.034	1	H1-...
244	M515	2L3x2 1/2x1/...	.239	11...	...	.010	11.844	y	...	26.281	85.212	5.423	3.034	1	H1-...
245	M437	2L3x2 1/2x1/...	.239	11...	...	.010	11.844	y	...	26.281	85.212	5.423	3.034	1	H1-...
246	M510	L3x3x3/16_H...	.238	0	...	.005	0	y	...	13.199	35.316	.509	2.131	1	H2-1
247	M518	2L3x2 1/2x1/...	.238	11...	...	.010	11.844	y	...	26.281	85.212	5.423	3.034	1	H1-...
248	M157	2L3x2 1/2x1/...	.238	16...	...	.006	8.375	y	...	46.996	85.212	5.423	3.034	1	H1-...
249	M436	2L3x2 1/2x1/...	.238	11...	...	.010	11.844	y	...	26.281	85.212	5.423	3.034	1	H1-...
250	M435	2L3x2 1/2x1/...	.238	11...	...	.010	11.844	y	...	26.281	85.212	5.423	3.034	1	H1-...
251	M517	2L3x2 1/2x1/...	.237	11...	...	.010	11.844	y	...	26.281	85.212	5.423	3.034	1	H1-...
252	M516	2L3x2 1/2x1/...	.237	11...	...	.010	11.844	y	...	26.281	85.212	5.423	3.034	1	H1-...
253	M596	2L3x2 1/2x1/...	.235	11...	...	.010	11.844	y	...	26.281	85.212	5.423	3.034	1	H1-...
254	M599	2L3x2 1/2x1/...	.234	11...	...	.010	11.844	y	...	26.281	85.212	5.423	3.034	1	H1-...

Envelope AISC 14th(360-10): LRFD Steel Code Checks (Continued)

	Member	Shape	Code Check	Lo...	...	Shear C...	Loc[ft]	Dir	...	phi*P...	phi*P...	phi*...	phi*...	...	Eqn
255	M598	2L3x2 1/2x1/...	.233	11...	...	.010	11.844	y	...	26.281	85.212	5.423	3.034	1	H1-...
256	M597	2L3x2 1/2x1/...	.232	11...	...	.010	11.844	y	...	26.281	85.212	5.423	3.034	1	H1-...
257	M476	L3x3x3/16_H...	.232	0	6	.005	0	y	...	13.199	35.316	.509	2.131	1	H2-1
258	M485	L3x3x3/16_H...	.232	0	4	.005	7.523	y	...	13.199	35.316	.509	2.131	1	H2-1
259	M63	2L2 1/2x2 1/2...	.231	6.2...	...	.010	0	y	...	11.303	58.32	4.017	2.611	1	H1-...
260	M55	2L2 1/2x2 1/2...	.231	6.2...	...	.010	0	y	...	11.303	58.32	4.017	2.611	1	H1-...
261	M87	2L2 1/2x2 1/2...	.231	6.2...	...	.010	0	y	...	11.303	58.32	4.017	2.611	1	H1-...
262	M95	2L2 1/2x2 1/2...	.230	6.2...	...	.010	0	y	...	11.303	58.32	4.017	2.611	1	H1-...
263	M677	2L3x2 1/2x1/...	.230	11...	...	.010	11.844	y	...	26.281	85.212	5.423	3.034	1	H1-...
264	M680	2L3x2 1/2x1/...	.230	11...	...	.010	11.844	y	...	26.281	85.212	5.423	3.034	1	H1-...
265	M71	2L2 1/2x2 1/2...	.230	6.2...	...	.010	0	y	...	11.303	58.32	4.017	2.611	1	H1-...
266	M24	L2 1/2x2 1/2x...	.229	9.1...	2	.007	9.149	z	...	4.438	29.225	.351	1.309	1	H2-1
267	M79	2L2 1/2x2 1/2...	.229	6.2...	...	.010	0	y	...	11.303	58.32	4.017	2.611	1	H1-...
268	M111	2L2 1/2x2 1/2...	.229	6.2...	...	.010	0	y	...	11.303	58.32	4.017	2.611	1	H1-...
269	M103	2L2 1/2x2 1/2...	.228	6.2...	...	.010	0	y	...	11.303	58.32	4.017	2.611	1	H1-...
270	M678	2L3x2 1/2x1/...	.228	11...	...	.010	11.844	y	...	26.281	85.212	5.423	3.034	1	H1-...
271	M679	2L3x2 1/2x1/...	.228	11...	...	.010	11.844	y	...	26.281	85.212	5.423	3.034	1	H1-...
272	M27	L2 1/2x2 1/2x...	.226	9.1...	...	.007	9.149	z	...	4.438	29.225	.351	1.309	1	H2-1
273	M502	L3x3x3/16_H...	.226	0	...	.005	7.523	y	...	13.199	35.316	.509	2.131	1	H2-1
274	M40	L2 1/2x2 1/2x...	.225	0	2	.011	0	y	...	5.246	29.225	.351	1.36	1	H2-1
275	M37	L2 1/2x2 1/2x...	.224	0	...	.011	8.375	y	...	5.246	29.225	.351	1.36	1	H2-1
276	M226	2L2 1/2x2 1/2...	.223	6.2...	...	.010	0	y	...	11.303	58.32	4.017	2.611	1	H1-...
277	M217	2L2 1/2x2 1/2...	.223	6.2...	...	.010	0	y	...	11.303	58.32	4.017	2.611	1	H1-...
278	M234	2L2 1/2x2 1/2...	.222	6.2...	...	.010	0	y	...	11.303	58.32	4.017	2.611	1	H1-...
279	M209	2L2 1/2x2 1/2...	.222	6.2...	...	.010	0	y	...	11.303	58.32	4.017	2.611	1	H1-...
280	M268	2L2 1/2x2 1/2...	.222	6.2...	...	.010	0	y	...	11.303	58.32	4.017	2.611	1	H1-...
281	M243	2L2 1/2x2 1/2...	.222	6.2...	...	.010	0	y	...	11.303	58.32	4.017	2.611	1	H1-...
282	M260	2L2 1/2x2 1/2...	.221	6.2...	...	.010	0	y	...	11.303	58.32	4.017	2.611	1	H1-...
283	M136	2L2 1/2x2 1/2...	.221	6.2...	...	.010	0	y	...	11.303	58.32	4.017	2.611	1	H1-...
284	M251	2L2 1/2x2 1/2...	.221	6.2...	...	.010	0	y	...	11.303	58.32	4.017	2.611	1	H1-...
285	M145	2L2 1/2x2 1/2...	.221	6.2...	...	.010	0	y	...	11.303	58.32	4.017	2.611	1	H1-...
286	M128	2L2 1/2x2 1/2...	.221	6.2...	...	.010	0	y	...	11.303	58.32	4.017	2.611	1	H1-...
287	M153	2L2 1/2x2 1/2...	.221	6.2...	...	.010	0	y	...	11.303	58.32	4.017	2.611	1	H1-...
288	M187	2L2 1/2x2 1/2...	.220	6.2...	...	.010	0	y	...	11.303	58.32	4.017	2.611	1	H1-...
289	M162	2L2 1/2x2 1/2...	.220	6.2...	...	.010	0	y	...	11.303	58.32	4.017	2.611	1	H1-...
290	M179	2L2 1/2x2 1/2...	.220	6.2...	...	.010	0	y	...	11.303	58.32	4.017	2.611	1	H1-...
291	M493	L3x3x3/16_H...	.220	0	...	.005	0	y	...	13.199	35.316	.509	2.131	1	H2-1
292	M170	2L2 1/2x2 1/2...	.220	6.2...	...	.010	0	y	...	11.303	58.32	4.017	2.611	1	H1-...
293	M379	2L2 1/2x2 1/2...	.219	6.2...	...	.010	0	y	...	11.451	58.32	4.017	2.611	1	H1-...
294	M388	2L2 1/2x2 1/2...	.219	6.2...	...	.010	0	y	...	11.451	58.32	4.017	2.611	1	H1-...
295	M371	2L2 1/2x2 1/2...	.218	6.2...	...	.010	0	y	...	11.451	58.32	4.017	2.611	1	H1-...
296	M430	2L2 1/2x2 1/2...	.218	6.2...	...	.010	0	y	...	11.451	58.32	4.017	2.611	1	H1-...
297	M396	2L2 1/2x2 1/2...	.217	6.2...	...	.009	0	y	...	11.451	58.32	4.017	2.611	1	H1-...
298	M405	2L2 1/2x2 1/2...	.217	6.2...	...	.010	0	y	...	11.451	58.32	4.017	2.611	1	H1-...
299	M298	2L2 1/2x2 1/2...	.217	6.2...	...	.010	0	y	...	11.433	58.32	4.017	2.611	1	H1-...
300	M422	2L2 1/2x2 1/2...	.217	6.2...	...	.009	0	y	...	11.451	58.32	4.017	2.611	1	H1-...
301	M307	2L2 1/2x2 1/2...	.217	6.2...	...	.010	0	y	...	11.433	58.32	4.017	2.611	1	H1-...
302	M413	2L2 1/2x2 1/2...	.217	6.2...	...	.009	0	y	...	11.451	58.32	4.017	2.611	1	H1-...
303	M290	2L2 1/2x2 1/2...	.216	6.2...	...	.009	0	y	...	11.433	58.32	4.017	2.611	1	H1-...
304	M315	2L2 1/2x2 1/2...	.216	6.2...	...	.009	0	y	...	11.433	58.32	4.017	2.611	1	H1-...
305	M349	2L2 1/2x2 1/2...	.216	6.2...	...	.010	0	y	...	11.433	58.32	4.017	2.611	1	H1-...
306	M324	2L2 1/2x2 1/2...	.216	6.2...	...	.009	0	y	...	11.433	58.32	4.017	2.611	1	H1-...
307	M341	2L2 1/2x2 1/2...	.215	6.2...	...	.009	0	y	...	11.433	58.32	4.017	2.611	1	H1-...
308	M1	L6x6x1/2	.215	1.7...	...	.068	13.72	y	4	67.265	186.3	5.356	24.423	1	H2-1
309	M332	2L2 1/2x2 1/2...	.215	6.2...	...	.009	0	y	...	11.433	58.32	4.017	2.611	1	H1-...
310	M460	2L2 1/2x2 1/2...	.213	6.2...	...	.009	0	y	...	11.603	58.32	4.017	2.611	1	H1-...
311	M469	2L2 1/2x2 1/2...	.213	6.2...	...	.009	0	y	...	11.603	58.32	4.017	2.611	1	H1-...

Envelope AISC 14th(360-10): LRFD Steel Code Checks (Continued)

	Member	Shape	Code Check	Lo...	...	Shear C...	Loc[ft]	Dir	...	phi*P...	phi*P...	phi*...	phi*...	...	Eqn
312	M452	2L2 1/2x2 1/2...	.212	6.2...	...	.009	0	y	...	11.603	58.32	4.017	2.611	1	H1-...
313	M511	2L2 1/2x2 1/2...	.211	6.2...	...	.009	0	y	...	11.603	58.32	4.017	2.611	1	H1-...
314	M378	L3x3x3/16_H...	.211	0	...	.006	0	y	...	12.716	35.316	.509	2.114	1	H2-1
315	M477	2L2 1/2x2 1/2...	.211	6.2...	...	.009	0	y	...	11.603	58.32	4.017	2.611	1	H1-...
316	M486	2L2 1/2x2 1/2...	.211	6.2...	...	.009	0	y	...	11.603	58.32	4.017	2.611	1	H1-...
317	M503	2L2 1/2x2 1/2...	.210	6.2...	...	.009	0	y	...	11.603	58.32	4.017	2.611	1	H1-...
318	M494	2L2 1/2x2 1/2...	.210	6.2...	...	.009	0	y	...	11.603	58.32	4.017	2.611	1	H1-...
319	M622	2L2 1/2x2 1/2...	.209	6.2...	...	.009	0	y	...	11.622	58.32	4.017	2.611	1	H1-...
320	M387	L3x3x3/16_H...	.208	0	...	.006	0	y	...	12.716	35.316	.509	2.114	1	H2-1
321	M631	2L2 1/2x2 1/2...	.208	6.2...	...	.009	0	y	...	11.622	58.32	4.017	2.611	1	H1-...
322	M614	2L2 1/2x2 1/2...	.208	6.2...	...	.009	0	y	...	11.622	58.32	4.017	2.611	1	H1-...
323	M673	2L2 1/2x2 1/2...	.207	6.2...	...	.009	0	y	...	11.622	58.32	4.017	2.611	1	H1-...
324	M541	2L2 1/2x2 1/2...	.207	6.2...	...	.009	0	y	...	11.603	58.32	4.017	2.611	1	H1-...
325	M639	2L2 1/2x2 1/2...	.207	6.2...	...	.009	0	y	...	11.622	58.32	4.017	2.611	1	H1-...
326	M648	2L2 1/2x2 1/2...	.207	6.2...	...	.009	0	y	...	11.622	58.32	4.017	2.611	1	H1-...
327	M550	2L2 1/2x2 1/2...	.207	6.2...	...	.009	0	y	...	11.603	58.32	4.017	2.611	1	H1-...
328	M665	2L2 1/2x2 1/2...	.206	6.2...	...	.009	0	y	...	11.622	58.32	4.017	2.611	1	H1-...
329	M656	2L2 1/2x2 1/2...	.206	6.2...	...	.009	0	y	...	11.622	58.32	4.017	2.611	1	H1-...
330	M533	2L2 1/2x2 1/2...	.206	6.2...	...	.009	0	y	...	11.603	58.32	4.017	2.611	1	H1-...
331	M592	2L2 1/2x2 1/2...	.205	6.2...	...	.009	0	y	...	11.603	58.32	4.017	2.611	1	H1-...
332	M558	2L2 1/2x2 1/2...	.205	6.2...	...	.009	0	y	...	11.603	58.32	4.017	2.611	1	H1-...
333	M567	2L2 1/2x2 1/2...	.205	6.2...	...	.009	0	y	...	11.603	58.32	4.017	2.611	1	H1-...
334	M584	2L2 1/2x2 1/2...	.204	6.2...	...	.009	0	y	...	11.603	58.32	4.017	2.611	1	H1-...
335	M575	2L2 1/2x2 1/2...	.204	6.2...	...	.009	0	y	...	11.603	58.32	4.017	2.611	1	H1-...
336	M404	L3x3x3/16_H...	.200	0	4	.005	0	y	...	12.716	35.316	.509	2.114	1	H2-1
337	M41	L2 1/2x2 1/2x...	.197	9.1...	...	.007	0	z	...	4.438	29.225	.351	1.309	1	H2-1
338	M429	L3x3x3/16_H...	.196	0	...	.005	0	y	...	12.716	35.316	.509	2.114	1	H2-1
339	M370	L3x3x3/16_H...	.196	0	...	.005	7.523	y	...	12.716	35.316	.509	2.114	1	H2-1
340	M4	L6x6x1/2	.194	1.7...	...	.066	13.72	z	8	67.265	186.3	5.356	24.423	1	H2-1
341	M395	L3x3x3/16_H...	.193	0	4	.005	0	y	...	12.716	35.316	.509	2.114	1	H2-1
342	M421	L3x3x3/16_H...	.191	0	...	.005	0	y	...	12.716	35.316	.509	2.114	1	H2-1
343	M38	L2 1/2x2 1/2x...	.190	9.1...	...	.007	0	z	...	4.438	29.225	.351	1.309	1	H2-1
344	M412	L3x3x3/16_H...	.190	0	...	.005	0	y	...	12.716	35.316	.509	2.114	1	H2-1
345	M619	L3x3x3/16_H...	.181	0	...	.005	0	y	...	24.488	35.316	.509	2.544	1	H2-1
346	M65	2L2 1/2x2 1/2...	.181	5.1...	...	.007	10.45	y	...	16.664	58.32	4.017	2.611	1	H1-...
347	M89	2L2 1/2x2 1/2...	.179	5.1...	...	.007	0	y	...	16.664	58.32	4.017	2.611	1	H1-...
348	M57	2L2 1/2x2 1/2...	.179	5.1...	...	.007	10.45	y	...	16.664	58.32	4.017	2.611	1	H1-...
349	M611	L3x3x3/16_H...	.177	0	...	.005	0	y	...	24.488	35.316	.509	2.544	1	H2-1
350	M97	2L2 1/2x2 1/2...	.177	5.1...	...	.007	0	y	...	16.664	58.32	4.017	2.611	1	H1-...
351	M48	W6X20	.177	0	...	.022	25	y	...	166.8...	190.1...	18.144	40.23	1	H1-...
352	M306	L3x3x3/16_H...	.176	0	...	.006	7.523	y	...	12.682	35.316	.509	2.113	1	H2-1
353	M297	L3x3x3/16_H...	.175	0	...	.006	7.523	y	...	12.682	35.316	.509	2.113	1	H2-1
354	M73	2L2 1/2x2 1/2...	.174	5.1...	...	.007	10.45	y	...	16.664	58.32	4.017	2.611	1	H1-...
355	M81	2L2 1/2x2 1/2...	.173	5.1...	...	.007	0	y	...	16.664	58.32	4.017	2.611	1	H1-...
356	M113	2L2 1/2x2 1/2...	.171	5.1...	...	.007	0	y	...	16.664	58.32	4.017	2.611	1	H1-...
357	M105	2L2 1/2x2 1/2...	.170	5.1...	...	.007	0	y	...	16.664	58.32	4.017	2.611	1	H1-...
358	M645	L3x3x3/16_H...	.167	0	4	.005	0	y	...	24.488	35.316	.509	2.544	1	H2-1
359	M653	L3x3x3/16_H...	.162	0	...	.005	0	y	...	24.488	35.316	.509	2.544	1	H2-1
360	M670	L3x3x3/16_H...	.161	0	...	.005	0	y	...	24.488	35.316	.509	2.544	1	H2-1
361	M348	L3x3x3/16_H...	.160	0	...	.006	7.523	y	...	12.682	35.316	.509	2.113	1	H2-1
362	M289	L3x3x3/16_H...	.160	0	...	.006	0	y	...	12.682	35.316	.509	2.113	1	H2-1
363	M628	L3x3x3/16_H...	.160	0	8	.005	0	y	...	24.488	35.316	.509	2.544	1	H2-1
364	M314	L3x3x3/16_H...	.160	0	4	.006	0	y	...	12.682	35.316	.509	2.113	1	H2-1
365	M49	W6X20	.158	6.25	...	.022	25	y	...	166.8...	190.1...	18.144	40.23	1	H1-...
366	M1273	W12X26	.158	20...	...	.006	41.5	y	...	190.3...	247.86	22.059	52.598	1	H1-...
367	M1271	W12X26	.158	20...	...	.006	0	y	...	190.3...	247.86	22.059	52.598	1	H1-...
368	M1270	W12X26	.157	20...	...	.006	0	y	...	190.3...	247.86	22.059	52.598	1	H1-...

Envelope AISC 14th(360-10): LRFD Steel Code Checks (Continued)

	Member	Shape	Code Check	Lo...	...	Shear C...	Loc[ft]	Dir	...	phi*P...	phi*P...	phi*...	phi*...	...	Eqn
369	M1272	W12X26	.157	20...	...	.006	0	y	...	190.3...	247.86	22.059	52.598	1	H1-...
370	M718	2L3x3x1/4x3/8	.157	6.9...	...	.007	0	y	...	21.633	93.312	7.501	4.982	1	H1-...
371	M770	2L3x3x1/4x3/8	.157	6.9...	...	.008	0	y	...	21.633	93.312	7.501	4.982	1	H1-...
372	M728	2L3x3x1/4x3/8	.157	6.9...	...	.008	0	y	...	21.633	93.312	7.501	4.982	1	H1-...
373	M340	L3x3x3/16_H...	.157	0	...	.006	7.523	y	...	12.682	35.316	.509	2.113	1	H2-1
374	M707	2L3x3x1/4x3/8	.157	6.9...	...	.007	0	y	...	21.633	93.312	7.501	4.982	1	H1-...
375	M697	2L3x3x1/4x3/8	.157	6.9...	...	.008	0	y	...	21.633	93.312	7.501	4.982	1	H1-...
376	M739	2L3x3x1/4x3/8	.156	6.9...	...	.008	0	y	...	21.633	93.312	7.501	4.982	1	H1-...
377	M760	2L3x3x1/4x3/8	.156	6.9...	...	.007	0	y	...	21.633	93.312	7.501	4.982	1	H1-...
378	M749	2L3x3x1/4x3/8	.156	6.9...	...	.007	0	y	...	21.633	93.312	7.501	4.982	1	H1-...
379	M636	L3x3x3/16_H...	.154	0	6	.005	0	y	...	24.488	35.316	.509	2.544	1	H2-1
380	M662	L3x3x3/16_H...	.153	0	...	.005	0	y	...	24.488	35.316	.509	2.544	1	H2-1
381	M323	L3x3x3/16_H...	.150	0	4	.006	7.523	y	...	12.682	35.316	.509	2.113	1	H2-1
382	M47	W6X20	.149	0	...	.022	25	y	...	166.8...	190.1...	18.144	40.23	1	H1-...
383	M130	2L2 1/2x2 1/2...	.145	5.1...	...	.007	10.45	y	...	16.664	58.32	4.017	2.611	1	H1-...
384	M181	2L2 1/2x2 1/2...	.145	5.1...	...	.007	10.45	y	...	16.664	58.32	4.017	2.611	1	H1-...
385	M138	2L2 1/2x2 1/2...	.145	5.1...	...	.007	0	y	...	16.664	58.32	4.017	2.611	1	H1-...
386	M189	2L2 1/2x2 1/2...	.145	5.1...	...	.007	10.45	y	...	16.664	58.32	4.017	2.611	1	H1-...
387	M172	2L2 1/2x2 1/2...	.145	5.1...	...	.007	0	y	...	16.664	58.32	4.017	2.611	1	H1-...
388	M155	2L2 1/2x2 1/2...	.145	5.1...	...	.007	0	y	...	16.664	58.32	4.017	2.611	1	H1-...
389	M147	2L2 1/2x2 1/2...	.144	5.1...	...	.007	10.45	y	...	16.664	58.32	4.017	2.611	1	H1-...
390	M164	2L2 1/2x2 1/2...	.144	5.1...	...	.007	0	y	...	16.664	58.32	4.017	2.611	1	H1-...
391	M1249	2L2 1/2x2 1/2...	.143	12...	...	.002	12.14	y	...	11.603	58.32	4.017	2.611	1	H1-...
392	M1250	2L2 1/2x2 1/2...	.143	0	...	.002	0	y	...	11.603	58.32	4.017	2.611	1	H1-...
393	M1248	2L2 1/2x2 1/2...	.143	0	...	.002	12.14	y	...	11.603	58.32	4.017	2.611	1	H1-...
394	M1251	2L2 1/2x2 1/2...	.143	12...	...	.002	0	y	...	11.603	58.32	4.017	2.611	1	H1-...
395	M1247	2L2 1/2x2 1/2...	.142	12...	...	.002	12.14	y	...	11.603	58.32	4.017	2.611	1	H1-...
396	M1246	2L2 1/2x2 1/2...	.142	0	...	.002	12.14	y	...	11.603	58.32	4.017	2.611	1	H1-...
397	M1253	2L2 1/2x2 1/2...	.142	12...	...	.002	0	y	...	11.603	58.32	4.017	2.611	1	H1-...
398	M1252	2L2 1/2x2 1/2...	.142	0	...	.002	12.14	y	...	11.603	58.32	4.017	2.611	1	H1-...
399	M331	L3x3x3/16_H...	.142	0	...	.006	7.523	y	...	12.682	35.316	.509	2.113	1	H2-1
400	M1257	W8X13	.141	8.3...	...	.003	0	y	...	58.893	124.4...	5.805	11.712	1	H1-...
401	M1254	W8X13	.141	8.3...	...	.003	16.75	y	6	58.893	124.4...	5.805	11.712	1	H1-...
402	M1256	W8X13	.141	8.3...	...	.003	0	y	6	58.893	124.4...	5.805	11.712	1	H1-...
403	M736	L3x3x3/16_H...	.141	0	4	.006	0	y	...	13.063	35.316	.509	2.126	1	H2-1
404	M1255	W8X13	.141	8.3...	...	.003	16.75	y	...	58.893	124.4...	5.805	11.712	1	H1-...
405	M262	2L2 1/2x2 1/2...	.139	5.1...	...	.007	0	y	...	16.697	58.32	4.017	2.611	1	H1-...
406	M704	L3x3x3/16_H...	.138	0	8	.005	8.199	y	...	13.063	35.316	.509	2.126	1	H2-1
407	M623	2L2 1/2x2 1/2...	.138	5.1...	...	.006	0	y	...	17.412	58.32	4.017	2.611	1	H1-...
408	M253	2L2 1/2x2 1/2...	.138	5.1...	...	.007	10.45	y	...	16.697	58.32	4.017	2.611	1	H1-...
409	M236	2L2 1/2x2 1/2...	.138	5.1...	...	.007	0	y	...	16.697	58.32	4.017	2.611	1	H1-...
410	M211	2L2 1/2x2 1/2...	.137	5.1...	...	.007	0	y	...	16.697	58.32	4.017	2.611	1	H1-...
411	M538	L3x3x3/16_H...	.137	0	8	.005	0	y	...	24.452	35.316	.509	2.542	1	H2-1
412	M564	L3x3x3/16_H...	.136	0	4	.005	0	y	...	24.452	35.316	.509	2.542	1	H2-1
413	M615	2L2 1/2x2 1/2...	.136	5.1...	...	.006	10.45	y	...	17.412	58.32	4.017	2.611	1	H1-...
414	M694	L3x3x3/16_H...	.136	0	...	.006	0	y	...	13.063	35.316	.509	2.126	1	H2-1
415	M228	2L2 1/2x2 1/2...	.136	5.1...	...	.007	0	y	...	16.697	58.32	4.017	2.611	1	H1-...
416	M270	2L2 1/2x2 1/2...	.136	5.1...	...	.007	0	y	...	16.697	58.32	4.017	2.611	1	H1-...
417	M746	L3x3x3/16_H...	.136	0	...	.006	8.199	y	...	13.063	35.316	.509	2.126	1	H2-1
418	M761	2L2 1/2x2 1/2...	.136	6.3...	...	.006	12.679	y	...	14.702	77.112	5.381	3.414	1	H1-...
419	M245	2L2 1/2x2 1/2...	.136	5.1...	...	.007	0	y	...	16.697	58.32	4.017	2.611	1	H1-...
420	M219	2L2 1/2x2 1/2...	.136	5.1...	...	.007	0	y	...	16.697	58.32	4.017	2.611	1	H1-...
421	M547	L3x3x3/16_H...	.136	0	8	.005	0	y	...	24.452	35.316	.509	2.542	1	H2-1
422	M729	2L2 1/2x2 1/2...	.136	6.3...	...	.006	0	y	...	15.313	77.112	5.381	3.414	1	H1-...
423	M719	2L2 1/2x2 1/2...	.135	6.3...	...	.006	12.679	y	...	15.313	77.112	5.381	3.414	1	H1-...
424	M771	2L2 1/2x2 1/2...	.135	6.3...	...	.006	12.679	y	...	15.313	77.112	5.381	3.414	1	H1-...
425	M589	L3x3x3/16_H...	.135	0	...	.005	0	y	...	24.452	35.316	.509	2.542	1	H2-1

Envelope AISC 14th(360-10): LRFD Steel Code Checks (Continued)

	Member	Shape	Code Check	Lo...	...	Shear C...	Loc[ft]	Dir	...	phi*P...	phi*P...	phi*...	phi*...	...	Eqn
426	M632	2L2 1/2x2 1/2...	.134	5.1...	...	.006	0	y	...	17.412	58.32	4.017	2.611	1	H1-...
427	M530	L3x3x3/16_H...	.133	0	...	.005	0	y	...	24.452	35.316	.509	2.542	1	H2-1
428	M674	2L2 1/2x2 1/2...	.133	5.1...	...	.006	0	y	...	17.412	58.32	4.017	2.611	1	H1-...
429	M572	L3x3x3/16_H...	.132	0	...	.005	0	y	...	24.452	35.316	.509	2.542	1	H2-1
430	M50	W6X20	.132	25	...	.022	25	y	...	166.8...	190.1...	18.144	40.23	1	H1-...
431	M750	2L2 1/2x2 1/2...	.132	6.2...	...	.006	12.556	y	...	15.631	77.112	5.381	3.414	1	H1-...
432	M740	2L2 1/2x2 1/2...	.131	6.2...	...	.006	12.556	y	...	15.631	77.112	5.381	3.414	1	H1-...
433	M698	2L2 1/2x2 1/2...	.131	6.2...	...	.006	12.556	y	...	15.631	77.112	5.381	3.414	1	H1-...
434	M649	2L2 1/2x2 1/2...	.131	5.1...	...	.006	0	y	...	17.412	58.32	4.017	2.611	1	H1-...
435	M708	2L2 1/2x2 1/2...	.131	6.2...	...	.006	0	y	...	15.631	77.112	5.381	3.414	1	H1-...
436	M555	L3x3x3/16_H...	.131	0	4	.005	4.188	y	...	24.452	35.316	.509	2.542	1	H2-1
437	M343	2L2 1/2x2 1/2...	.130	5.1...	...	.006	0	y	...	16.998	58.32	4.017	2.611	1	H1-...
438	M542	2L2 1/2x2 1/2...	.130	5.1...	...	.006	0	y	...	17.377	58.32	4.017	2.611	1	H1-...
439	M581	L3x3x3/16_H...	.130	0	...	.005	0	y	...	24.452	35.316	.509	2.542	1	H2-1
440	M334	2L2 1/2x2 1/2...	.130	5.1...	...	.006	0	y	...	16.998	58.32	4.017	2.611	1	H1-...
441	M551	2L2 1/2x2 1/2...	.129	5.1...	...	.006	0	y	...	17.377	58.32	4.017	2.611	1	H1-...
442	M317	2L2 1/2x2 1/2...	.129	5.1...	...	.006	10.45	y	...	16.998	58.32	4.017	2.611	1	H1-...
443	M640	2L2 1/2x2 1/2...	.129	5.1...	...	.006	10.45	y	...	17.412	58.32	4.017	2.611	1	H1-...
444	M534	2L2 1/2x2 1/2...	.129	5.1...	...	.006	0	y	...	17.377	58.32	4.017	2.611	1	H1-...
445	M657	2L2 1/2x2 1/2...	.128	5.1...	...	.006	10.45	y	...	17.412	58.32	4.017	2.611	1	H1-...
446	M326	2L2 1/2x2 1/2...	.128	5.1...	...	.006	0	y	...	16.998	58.32	4.017	2.611	1	H1-...
447	M292	2L2 1/2x2 1/2...	.128	5.1...	...	.006	10.45	y	...	16.998	58.32	4.017	2.611	1	H1-...
448	M593	2L2 1/2x2 1/2...	.127	5.1...	...	.006	10.45	y	...	17.377	58.32	4.017	2.611	1	H1-...
449	M351	2L2 1/2x2 1/2...	.127	5.1...	...	.006	0	y	...	16.998	58.32	4.017	2.611	1	H1-...
450	M461	2L2 1/2x2 1/2...	.127	5.1...	...	.006	10.45	y	...	17.342	58.32	4.017	2.611	1	H1-...
451	M424	2L2 1/2x2 1/2...	.126	5.1...	...	.006	0	y	...	17.032	58.32	4.017	2.611	1	H1-...
452	M300	2L2 1/2x2 1/2...	.126	5.1...	...	.006	0	y	...	16.998	58.32	4.017	2.611	1	H1-...
453	M415	2L2 1/2x2 1/2...	.126	5.1...	...	.006	10.45	y	...	17.032	58.32	4.017	2.611	1	H1-...
454	M666	2L2 1/2x2 1/2...	.126	5.1...	...	.006	0	y	...	17.412	58.32	4.017	2.611	1	H1-...
455	M470	2L2 1/2x2 1/2...	.126	5.1...	...	.006	10.45	y	...	17.342	58.32	4.017	2.611	1	H1-...
456	M80	2L2 1/2x2 1/2...	.126	5.2...	...	.007	10.45	y	...	16.664	58.32	4.017	2.611	1	H1-...
457	M72	2L2 1/2x2 1/2...	.126	5.2...	...	.007	0	y	...	16.664	58.32	4.017	2.611	1	H1-...
458	M309	2L2 1/2x2 1/2...	.126	5.1...	...	.006	0	y	...	16.998	58.32	4.017	2.611	1	H1-...
459	M96	2L2 1/2x2 1/2...	.126	5.2...	...	.007	10.45	y	...	16.664	58.32	4.017	2.611	1	H1-...
460	M56	2L2 1/2x2 1/2...	.126	5.2...	...	.007	0	y	...	16.664	58.32	4.017	2.611	1	H1-...
461	M88	2L2 1/2x2 1/2...	.125	5.2...	...	.007	10.45	y	...	16.664	58.32	4.017	2.611	1	H1-...
462	M64	2L2 1/2x2 1/2...	.125	5.2...	...	.007	10.45	y	...	16.664	58.32	4.017	2.611	1	H1-...
463	M104	2L2 1/2x2 1/2...	.125	5.2...	...	.007	0	y	...	16.664	58.32	4.017	2.611	1	H1-...
464	M112	2L2 1/2x2 1/2...	.125	5.2...	...	.007	0	y	...	16.664	58.32	4.017	2.611	1	H1-...
465	M453	2L2 1/2x2 1/2...	.125	5.1...	...	.006	10.45	y	...	17.342	58.32	4.017	2.611	1	H1-...
466	M559	2L2 1/2x2 1/2...	.125	5.1...	...	.006	10.45	y	...	17.377	58.32	4.017	2.611	1	H1-...
467	M726	2L2 1/2x2 1/2...	.124	5.5...	...	.006	11.167	y	...	19.514	77.112	5.381	3.414	1	H1-...
468	M407	2L2 1/2x2 1/2...	.124	5.1...	...	.006	10.45	y	...	17.032	58.32	4.017	2.611	1	H1-...
469	M568	2L2 1/2x2 1/2...	.124	5.1...	...	.006	10.45	y	...	17.377	58.32	4.017	2.611	1	H1-...
470	M512	2L2 1/2x2 1/2...	.124	5.1...	...	.006	10.45	y	...	17.342	58.32	4.017	2.611	1	H1-...
471	M758	2L2 1/2x2 1/2...	.124	5.5...	...	.006	11.167	y	...	19.514	77.112	5.381	3.414	1	H1-...
472	M398	2L2 1/2x2 1/2...	.124	5.1...	...	.006	0	y	...	17.032	58.32	4.017	2.611	1	H1-...
473	M216	L3x3x3/16_H...	.124	0	...	.006	7.523	y	...	12.221	35.316	.509	2.098	1	H2-1
474	M129	2L2 1/2x2 1/2...	.123	5.2...	...	.007	0	y	...	16.664	58.32	4.017	2.611	1	H1-...
475	M137	2L2 1/2x2 1/2...	.123	5.2...	...	.007	0	y	...	16.664	58.32	4.017	2.611	1	H1-...
476	M180	2L2 1/2x2 1/2...	.123	5.2...	...	.007	0	y	...	16.664	58.32	4.017	2.611	1	H1-...
477	M188	2L2 1/2x2 1/2...	.123	5.2...	...	.007	10.45	y	...	16.664	58.32	4.017	2.611	1	H1-...
478	M154	2L2 1/2x2 1/2...	.123	5.2...	...	.007	10.45	y	...	16.664	58.32	4.017	2.611	1	H1-...
479	M146	2L2 1/2x2 1/2...	.123	5.2...	...	.007	10.45	y	...	16.664	58.32	4.017	2.611	1	H1-...
480	M373	2L2 1/2x2 1/2...	.123	5.1...	...	.006	10.45	y	...	17.032	58.32	4.017	2.611	1	H1-...
481	M171	2L2 1/2x2 1/2...	.122	5.2...	...	.007	0	y	...	16.664	58.32	4.017	2.611	1	H1-...
482	M478	2L2 1/2x2 1/2...	.122	5.1...	...	.006	0	y	...	17.342	58.32	4.017	2.611	1	H1-...

Envelope AISC 14th(360-10): LRFD Steel Code Checks (Continued)

	Member	Shape	Code Check	Lo...	...	Shear C...	Loc[ft]	Dir	...	phi*P...	phi*P...	phi*...	phi*...	...	Eqn
483	M235	2L2 1/2x2 1/2...	.122	5.2...	...	.007	0	y	...	16.697	58.32	4.017	2.611	1	H1-...
484	M585	2L2 1/2x2 1/2...	.122	5.1...	...	.006	0	y	...	17.377	58.32	4.017	2.611	1	H1-...
485	M163	2L2 1/2x2 1/2...	.122	5.2...	...	.007	0	y	...	16.664	58.32	4.017	2.611	1	H1-...
486	M261	2L2 1/2x2 1/2...	.122	5.2...	...	.007	0	y	...	16.697	58.32	4.017	2.611	1	H1-...
487	M768	2L2 1/2x2 1/2...	.122	5.5...	...	.006	11.167	y	...	19.514	77.112	5.381	3.414	1	H1-...
488	M210	2L2 1/2x2 1/2...	.122	5.2...	...	.007	10.45	y	...	16.697	58.32	4.017	2.611	1	H1-...
489	M252	2L2 1/2x2 1/2...	.122	5.2...	...	.007	10.45	y	...	16.697	58.32	4.017	2.611	1	H1-...
490	M227	2L2 1/2x2 1/2...	.122	5.2...	...	.007	10.45	y	...	16.697	58.32	4.017	2.611	1	H1-...
491	M487	2L2 1/2x2 1/2...	.122	5.1...	...	.006	0	y	...	17.342	58.32	4.017	2.611	1	H1-...
492	M432	2L2 1/2x2 1/2...	.122	5.1...	...	.007	10.45	y	...	17.032	58.32	4.017	2.611	1	H1-...
493	M269	2L2 1/2x2 1/2...	.122	5.2...	...	.007	0	y	...	16.697	58.32	4.017	2.611	1	H1-...
494	M218	2L2 1/2x2 1/2...	.122	5.2...	...	.007	10.45	y	...	16.697	58.32	4.017	2.611	1	H1-...
495	M576	2L2 1/2x2 1/2...	.122	5.1...	...	.006	10.45	y	...	17.377	58.32	4.017	2.611	1	H1-...
496	M244	2L2 1/2x2 1/2...	.122	5.2...	...	.007	0	y	...	16.697	58.32	4.017	2.611	1	H1-...
497	M716	2L2 1/2x2 1/2...	.121	5.5...	...	.006	11.167	y	...	19.514	77.112	5.381	3.414	1	H1-...
498	M381	2L2 1/2x2 1/2...	.121	5.1...	...	.006	0	y	...	17.032	58.32	4.017	2.611	1	H1-...
499	M504	2L2 1/2x2 1/2...	.120	5.1...	...	.006	0	y	...	17.342	58.32	4.017	2.611	1	H1-...
500	M390	2L2 1/2x2 1/2...	.120	5.1...	...	.006	0	y	...	17.032	58.32	4.017	2.611	1	H1-...
501	M705	2L2 1/2x2 1/2...	.120	5.5...	...	.006	11.167	y	...	19.514	77.112	5.381	3.414	1	H1-...
502	M225	L3x3x3/16_H...	.120	0	...	.006	7.523	y	...	12.221	35.316	.509	2.098	1	H2-1
503	M495	2L2 1/2x2 1/2...	.120	5.1...	...	.006	10.45	y	...	17.342	58.32	4.017	2.611	1	H1-...
504	M695	2L2 1/2x2 1/2...	.119	5.5...	...	.006	11.167	y	...	19.514	77.112	5.381	3.414	1	H1-...
505	M747	2L2 1/2x2 1/2...	.119	5.5...	...	.006	11.167	y	...	19.514	77.112	5.381	3.414	1	H1-...
506	M737	2L2 1/2x2 1/2...	.119	5.5...	...	.006	11.167	y	...	19.514	77.112	5.381	3.414	1	H1-...
507	M380	2L2 1/2x2 1/2...	.119	5.1...	...	.006	10.45	y	...	17.032	58.32	4.017	2.611	1	H1-...
508	M496	2L2 1/2x2 1/2...	.119	5.1...	...	.006	0	y	...	17.342	58.32	4.017	2.611	1	H1-...
509	M505	2L2 1/2x2 1/2...	.119	5.1...	...	.006	10.45	y	...	17.342	58.32	4.017	2.611	1	H1-...
510	M389	2L2 1/2x2 1/2...	.118	5.1...	...	.006	0	y	...	17.032	58.32	4.017	2.611	1	H1-...
511	M372	2L2 1/2x2 1/2...	.118	5.1...	...	.006	10.45	y	...	17.032	58.32	4.017	2.611	1	H1-...
512	M488	2L2 1/2x2 1/2...	.117	5.1...	...	.006	0	y	...	17.342	58.32	4.017	2.611	1	H1-...
513	M431	2L2 1/2x2 1/2...	.117	5.1...	...	.006	0	y	...	17.032	58.32	4.017	2.611	1	H1-...
514	M342	2L2 1/2x2 1/2...	.117	5.2...	...	.006	0	y	...	16.998	58.32	4.017	2.611	1	H1-...
515	M397	2L2 1/2x2 1/2...	.117	5.1...	...	.006	10.45	y	...	17.032	58.32	4.017	2.611	1	H1-...
516	M316	2L2 1/2x2 1/2...	.116	5.2...	...	.006	10.45	y	...	16.998	58.32	4.017	2.611	1	H1-...
517	M333	2L2 1/2x2 1/2...	.116	5.2...	...	.006	0	y	...	16.998	58.32	4.017	2.611	1	H1-...
518	M291	2L2 1/2x2 1/2...	.116	5.2...	...	.006	10.45	y	...	16.998	58.32	4.017	2.611	1	H1-...
519	M479	2L2 1/2x2 1/2...	.116	5.1...	...	.006	0	y	...	17.342	58.32	4.017	2.611	1	H1-...
520	M423	2L2 1/2x2 1/2...	.116	5.2...	...	.006	0	y	...	17.032	58.32	4.017	2.611	1	H1-...
521	M325	2L2 1/2x2 1/2...	.116	5.2...	...	.006	0	y	...	16.998	58.32	4.017	2.611	1	H1-...
522	M350	2L2 1/2x2 1/2...	.116	5.2...	...	.006	0	y	...	16.998	58.32	4.017	2.611	1	H1-...
523	M414	2L2 1/2x2 1/2...	.116	5.2...	...	.006	10.45	y	...	17.032	58.32	4.017	2.611	1	H1-...
524	M299	2L2 1/2x2 1/2...	.116	5.2...	...	.006	10.45	y	...	16.998	58.32	4.017	2.611	1	H1-...
525	M308	2L2 1/2x2 1/2...	.116	5.2...	...	.006	10.45	y	...	16.998	58.32	4.017	2.611	1	H1-...
526	M406	2L2 1/2x2 1/2...	.115	5.1...	...	.006	0	y	...	17.032	58.32	4.017	2.611	1	H1-...
527	M624	2L2 1/2x2 1/2...	.114	5.2...	...	.006	0	y	...	17.412	58.32	4.017	2.611	1	H1-...
528	M616	2L2 1/2x2 1/2...	.114	5.2...	...	.006	0	y	...	17.412	58.32	4.017	2.611	1	H1-...
529	M513	2L2 1/2x2 1/2...	.114	5.1...	...	.006	10.45	y	...	17.342	58.32	4.017	2.611	1	H1-...
530	M454	2L2 1/2x2 1/2...	.113	5.1...	...	.006	0	y	...	17.342	58.32	4.017	2.611	1	H1-...
531	M633	2L2 1/2x2 1/2...	.113	5.2...	...	.006	0	y	...	17.412	58.32	4.017	2.611	1	H1-...
532	M462	2L2 1/2x2 1/2...	.113	5.2...	...	.006	0	y	...	17.342	58.32	4.017	2.611	1	H1-...
533	M577	2L2 1/2x2 1/2...	.113	5.1...	...	.006	0	y	...	17.377	58.32	4.017	2.611	1	H1-...
534	M471	2L2 1/2x2 1/2...	.113	5.2...	...	.006	10.45	y	...	17.342	58.32	4.017	2.611	1	H1-...
535	M675	2L2 1/2x2 1/2...	.113	5.2...	...	.006	10.45	y	...	17.412	58.32	4.017	2.611	1	H1-...
536	M586	2L2 1/2x2 1/2...	.112	5.1...	...	.006	0	y	...	17.377	58.32	4.017	2.611	1	H1-...
537	M658	2L2 1/2x2 1/2...	.112	5.1...	...	.006	0	y	...	17.412	58.32	4.017	2.611	1	H1-...
538	M650	2L2 1/2x2 1/2...	.112	5.2...	...	.006	10.45	y	...	17.412	58.32	4.017	2.611	1	H1-...
539	M667	2L2 1/2x2 1/2...	.112	5.1...	...	.006	10.45	y	...	17.412	58.32	4.017	2.611	1	H1-...

Envelope AISC 14th(360-10): LRFD Steel Code Checks (Continued)

	Member	Shape	Code Check	Lo...	...	Shear C...	Loc[ft]	Dir	...	phi*P...	phi*P...	phi*...	phi*...	...	Eqn
540	M641	2L2 1/2x2 1/2...	.112	5.2...	...	.006	0	y	...	17.412	58.32	4.017	2.611	1	H1-...
541	M569	2L2 1/2x2 1/2...	.111	5.1...	...	.006	10.45	y	...	17.377	58.32	4.017	2.611	1	H1-...
542	M543	2L2 1/2x2 1/2...	.111	5.2...	...	.006	10.45	y	...	17.377	58.32	4.017	2.611	1	H1-...
543	M552	2L2 1/2x2 1/2...	.111	5.2...	...	.006	10.45	y	...	17.377	58.32	4.017	2.611	1	H1-...
544	M535	2L2 1/2x2 1/2...	.111	5.2...	...	.006	10.45	y	...	17.377	58.32	4.017	2.611	1	H1-...
545	M594	2L2 1/2x2 1/2...	.110	5.2...	...	.006	0	y	...	17.377	58.32	4.017	2.611	1	H1-...
546	M560	2L2 1/2x2 1/2...	.110	5.1...	...	.006	10.45	y	...	17.377	58.32	4.017	2.611	1	H1-...
547	M208	L3x3x3/16_H...	.110	0	...	.006	0	y	...	12.221	35.316	.509	2.098	1	H2-1
548	M751	2L2 1/2x2 1/2...	.107	5.3...	...	.005	0	y	...	22.143	77.112	5.381	3.414	1	H1-...
549	M741	2L2 1/2x2 1/2...	.106	5.3...	...	.005	10.675	y	...	22.143	77.112	5.381	3.414	1	H1-...
550	M77	2L2 1/2x2 1/2...	.106	4.1...	...	.007	0	y	...	25.468	58.32	4.017	2.611	1	H1-...
551	M69	2L2 1/2x2 1/2...	.106	4.1...	...	.007	0	y	...	25.468	58.32	4.017	2.611	1	H1-...
552	M267	L3x3x3/16_H...	.105	0	...	.006	7.523	y	...	12.221	35.316	.509	2.098	1	H2-1
553	M93	2L2 1/2x2 1/2...	.105	4.1...	...	.007	0	y	...	25.468	58.32	4.017	2.611	1	H1-...
554	M53	2L2 1/2x2 1/2...	.105	4.1...	...	.007	0	y	...	25.468	58.32	4.017	2.611	1	H1-...
555	M85	2L2 1/2x2 1/2...	.105	4.1...	...	.007	0	y	...	25.468	58.32	4.017	2.611	1	H1-...
556	M233	L3x3x3/16_H...	.105	0	...	.006	0	y	...	12.221	35.316	.509	2.098	1	H2-1
557	M895	2L2 1/2x2 1/2...	.105	0	...	.003	0	y	4	12.19	58.32	4.017	2.611	1	H1-...
558	M61	2L2 1/2x2 1/2...	.105	4.1...	...	.007	0	y	...	25.468	58.32	4.017	2.611	1	H1-...
559	M457	L3x3x3/16_H...	.105	0	...	.005	4.188	y	...	24.416	35.316	.509	2.541	1	H2-1
560	M101	2L2 1/2x2 1/2...	.105	4.1...	...	.007	0	y	...	25.468	58.32	4.017	2.611	1	H1-...
561	M109	2L2 1/2x2 1/2...	.105	4.1...	...	.007	0	y	...	25.468	58.32	4.017	2.611	1	H1-...
562	M699	2L2 1/2x2 1/2...	.103	5.3...	...	.005	10.675	y	...	22.143	77.112	5.381	3.414	1	H1-...
563	M709	2L2 1/2x2 1/2...	.102	5.3...	...	.005	10.675	y	...	22.143	77.112	5.381	3.414	1	H1-...
564	M242	L3x3x3/16_H...	.102	0	...	.006	7.523	y	...	12.221	35.316	.509	2.098	1	H2-1
565	M762	2L2 1/2x2 1/2...	.101	5.2...	...	.004	0	y	...	22.638	77.112	5.381	3.414	1	H1-...
566	M620	2L2 1/2x2 1/2...	.101	4.1...	...	.006	0	y	...	26.39	58.32	4.017	2.611	1	H1-...
567	M612	2L2 1/2x2 1/2...	.101	4.1...	...	.006	0	y	...	26.39	58.32	4.017	2.611	1	H1-...
568	M894	2L2 1/2x2 1/2...	.100	0	4	.003	0	y	8	12.19	58.32	4.017	2.611	1	H1-...
569	M896	2L2 1/2x2 1/2...	.100	0	...	.003	0	y	8	12.19	58.32	4.017	2.611	1	H1-...
570	M629	2L2 1/2x2 1/2...	.100	4.1...	...	.006	0	y	...	26.39	58.32	4.017	2.611	1	H1-...
571	M449	L3x3x3/16_H...	.100	0	...	.005	0	y	...	24.416	35.316	.509	2.541	1	H2-1
572	M730	2L2 1/2x2 1/2...	.099	5.2...	...	.005	0	y	...	22.638	77.112	5.381	3.414	1	H1-...
573	M671	2L2 1/2x2 1/2...	.099	4.1...	...	.006	0	y	...	26.39	58.32	4.017	2.611	1	H1-...
574	M466	L3x3x3/16_H...	.099	0	6	.005	0	y	...	24.416	35.316	.509	2.541	1	H2-1
575	M646	2L2 1/2x2 1/2...	.099	4.1...	...	.006	0	y	...	26.39	58.32	4.017	2.611	1	H1-...
576	M772	2L2 1/2x2 1/2...	.099	5.2...	...	.005	0	y	...	22.638	77.112	5.381	3.414	1	H1-...
577	M458	2L2 1/2x2 1/2...	.099	4.1...	...	.006	0	y	...	26.338	58.32	4.017	2.611	1	H1-...
578	M467	2L2 1/2x2 1/2...	.098	4.1...	...	.006	0	y	...	26.338	58.32	4.017	2.611	1	H1-...
579	M539	2L2 1/2x2 1/2...	.098	4.1...	...	.006	0	y	...	26.338	58.32	4.017	2.611	1	H1-...
580	M450	2L2 1/2x2 1/2...	.098	4.1...	...	.006	0	y	...	26.338	58.32	4.017	2.611	1	H1-...
581	M548	2L2 1/2x2 1/2...	.098	4.1...	...	.006	0	y	...	26.338	58.32	4.017	2.611	1	H1-...
582	M377	2L2 1/2x2 1/2...	.098	4.1...	...	.006	8.375	y	...	25.927	58.32	4.017	2.611	1	H1-...
583	M637	2L2 1/2x2 1/2...	.098	4.1...	...	.006	0	y	...	26.39	58.32	4.017	2.611	1	H1-...
584	M654	2L2 1/2x2 1/2...	.098	4.1...	...	.006	0	y	...	26.39	58.32	4.017	2.611	1	H1-...
585	M509	2L2 1/2x2 1/2...	.098	4.1...	...	.006	0	y	...	26.338	58.32	4.017	2.611	1	H1-...
586	M531	2L2 1/2x2 1/2...	.098	4.1...	...	.006	0	y	...	26.338	58.32	4.017	2.611	1	H1-...
587	M386	2L2 1/2x2 1/2...	.098	4.1...	...	.006	8.375	y	...	25.927	58.32	4.017	2.611	1	H1-...
588	M369	2L2 1/2x2 1/2...	.098	4.1...	...	.006	8.375	y	...	25.927	58.32	4.017	2.611	1	H1-...
589	M126	2L2 1/2x2 1/2...	.097	4.1...	...	.007	0	y	...	25.468	58.32	4.017	2.611	1	H1-...
590	M224	2L2 1/2x2 1/2...	.097	4.1...	...	.007	0	y	...	25.519	58.32	4.017	2.611	1	H1-...
591	M177	2L2 1/2x2 1/2...	.097	4.1...	...	.007	0	y	...	25.468	58.32	4.017	2.611	1	H1-...
592	M590	2L2 1/2x2 1/2...	.097	4.1...	...	.006	0	y	...	26.338	58.32	4.017	2.611	1	H1-...
593	M134	2L2 1/2x2 1/2...	.097	4.1...	...	.007	0	y	...	25.468	58.32	4.017	2.611	1	H1-...
594	M720	2L2 1/2x2 1/2...	.097	5.2...	...	.004	10.565	y	...	22.638	77.112	5.381	3.414	1	H1-...
595	M232	2L2 1/2x2 1/2...	.097	4.1...	...	.007	0	y	...	25.519	58.32	4.017	2.611	1	H1-...
596	M428	2L2 1/2x2 1/2...	.097	4.1...	...	.006	8.375	y	...	25.927	58.32	4.017	2.611	1	H1-...

Envelope AISC 14th(360-10): LRFD Steel Code Checks (Continued)

	Member	Shape	Code Check	Lo...	...	Shear C...	Loc[ft]	Dir	...	phi*P...	phi*P...	phi*...	phi*...	...	Eqn
597	M475	2L2 1/2x2 1/2...	.097	4.1...	...	.006	0	y	...	26.338	58.32	4.017	2.611	1	H1-...
598	M207	2L2 1/2x2 1/2...	.097	4.1...	...	.007	0	y	...	25.519	58.32	4.017	2.611	1	H1-...
599	M215	2L2 1/2x2 1/2...	.097	4.1...	...	.007	0	y	...	25.519	58.32	4.017	2.611	1	H1-...
600	M508	L3x3x3/16_H...	.097	0	...	.005	0	y	...	24.416	35.316	.509	2.541	1	H2-1
601	M394	2L2 1/2x2 1/2...	.097	4.1...	...	.006	8.375	y	...	25.927	58.32	4.017	2.611	1	H1-...
602	M484	2L2 1/2x2 1/2...	.097	4.1...	...	.006	0	y	...	26.338	58.32	4.017	2.611	1	H1-...
603	M663	2L2 1/2x2 1/2...	.097	4.1...	...	.006	0	y	...	26.39	58.32	4.017	2.611	1	H1-...
604	M947	2L2 1/2x2 1/2...	.097	0	...	.003	0	y	...	12.19	58.32	4.017	2.611	1	H1-...
605	M185	2L2 1/2x2 1/2...	.097	4.1...	...	.007	0	y	...	25.468	58.32	4.017	2.611	1	H1-...
606	M266	2L2 1/2x2 1/2...	.097	4.1...	...	.007	0	y	...	25.519	58.32	4.017	2.611	1	H1-...
607	M403	2L2 1/2x2 1/2...	.097	4.1...	...	.006	8.375	y	...	25.927	58.32	4.017	2.611	1	H1-...
608	M151	2L2 1/2x2 1/2...	.097	4.1...	...	.007	0	y	...	25.468	58.32	4.017	2.611	1	H1-...
609	M168	2L2 1/2x2 1/2...	.097	4.1...	...	.007	0	y	...	25.468	58.32	4.017	2.611	1	H1-...
610	M258	2L2 1/2x2 1/2...	.097	4.1...	...	.007	0	y	...	25.519	58.32	4.017	2.611	1	H1-...
611	M420	2L2 1/2x2 1/2...	.096	4.1...	...	.006	8.375	y	...	25.927	58.32	4.017	2.611	1	H1-...
612	M241	2L2 1/2x2 1/2...	.096	4.1...	...	.007	0	y	...	25.519	58.32	4.017	2.611	1	H1-...
613	M143	2L2 1/2x2 1/2...	.096	4.1...	...	.007	0	y	...	25.468	58.32	4.017	2.611	1	H1-...
614	M501	2L2 1/2x2 1/2...	.096	4.1...	...	.006	0	y	...	26.338	58.32	4.017	2.611	1	H1-...
615	M556	2L2 1/2x2 1/2...	.096	4.1...	...	.006	0	y	...	26.338	58.32	4.017	2.611	1	H1-...
616	M249	2L2 1/2x2 1/2...	.096	4.1...	...	.007	0	y	...	25.519	58.32	4.017	2.611	1	H1-...
617	M492	2L2 1/2x2 1/2...	.096	4.1...	...	.006	0	y	...	26.338	58.32	4.017	2.611	1	H1-...
618	M411	2L2 1/2x2 1/2...	.096	4.1...	...	.006	8.375	y	...	25.927	58.32	4.017	2.611	1	H1-...
619	M565	2L2 1/2x2 1/2...	.096	4.1...	...	.006	0	y	...	26.338	58.32	4.017	2.611	1	H1-...
620	M296	2L2 1/2x2 1/2...	.096	4.1...	...	.006	8.375	y	...	25.876	58.32	4.017	2.611	1	H1-...
621	M805	LL3x3x3x3	.096	7.8...	...	.002	7.896	y	...	11.952	70.632	5.543	2.345	1	H1-...
622	M160	2L2 1/2x2 1/2...	.096	4.1...	...	.007	0	y	...	25.468	58.32	4.017	2.611	1	H1-...
623	M803	LL3x3x3x3	.096	7.8...	8	.002	7.896	y	8	11.952	70.632	5.543	2.345	1	H1-...
624	M305	2L2 1/2x2 1/2...	.096	4.1...	...	.006	8.375	y	...	25.876	58.32	4.017	2.611	1	H1-...
625	M804	LL3x3x3x3	.096	7.8...	...	.002	7.896	y	...	11.952	70.632	5.543	2.345	1	H1-...
626	M802	LL3x3x3x3	.096	7.8...	4	.002	7.896	y	4	11.952	70.632	5.543	2.345	1	H1-...
627	M288	2L2 1/2x2 1/2...	.096	4.1...	...	.006	8.375	y	...	25.876	58.32	4.017	2.611	1	H1-...
628	M313	2L2 1/2x2 1/2...	.095	4.1...	...	.006	8.375	y	...	25.876	58.32	4.017	2.611	1	H1-...
629	M347	2L2 1/2x2 1/2...	.095	4.1...	...	.006	8.375	y	...	25.876	58.32	4.017	2.611	1	H1-...
630	M582	2L2 1/2x2 1/2...	.095	4.1...	...	.006	0	y	...	26.338	58.32	4.017	2.611	1	H1-...
631	M573	2L2 1/2x2 1/2...	.095	4.1...	...	.006	0	y	...	26.338	58.32	4.017	2.611	1	H1-...
632	M322	2L2 1/2x2 1/2...	.095	4.1...	...	.006	8.375	y	...	25.876	58.32	4.017	2.611	1	H1-...
633	M339	2L2 1/2x2 1/2...	.095	4.1...	...	.006	8.375	y	...	25.876	58.32	4.017	2.611	1	H1-...
634	M474	L3x3x3/16_H...	.095	0	6	.005	4.188	y	...	24.416	35.316	.509	2.541	1	H2-1
635	M330	2L2 1/2x2 1/2...	.095	4.1...	...	.006	8.375	y	...	25.876	58.32	4.017	2.611	1	H1-...
636	M483	L3x3x3/16_H...	.094	0	4	.005	0	y	...	24.416	35.316	.509	2.541	1	H2-1
637	M948	2L2 1/2x2 1/2...	.093	0	4	.003	0	y	8	12.19	58.32	4.017	2.611	1	H1-...
638	M500	L3x3x3/16_H...	.092	0	...	.005	0	y	...	24.416	35.316	.509	2.541	1	H2-1
639	M946	2L2 1/2x2 1/2...	.092	0	...	.003	0	y	8	12.19	58.32	4.017	2.611	1	H1-...
640	M974	2L2 1/2x2 1/2...	.091	7.8...	...	.002	0	z	...	6.857	58.32	4.017	1.632	1	H1-...
641	M259	L3x3x3/16_H...	.091	0	...	.006	0	y	...	12.221	35.316	.509	2.098	1	H2-1
642	M976	2L2 1/2x2 1/2...	.091	7.8...	4	.002	7.896	y	4	6.857	58.32	4.017	1.632	1	H1-...
643	M977	2L2 1/2x2 1/2...	.091	7.8...	...	.002	7.896	z	...	6.857	58.32	4.017	1.632	1	H1-...
644	M975	2L2 1/2x2 1/2...	.091	7.8...	8	.002	0	z	...	6.857	58.32	4.017	1.632	1	H1-...
645	M871	2L2 1/2x2 1/2...	.090	7.8...	...	.002	7.896	y	...	6.857	58.32	4.017	1.632	1	H1-...
646	M872	2L2 1/2x2 1/2...	.090	7.8...	4	.002	7.896	y	4	6.857	58.32	4.017	1.632	1	H1-...
647	M873	2L2 1/2x2 1/2...	.090	7.8...	...	.002	7.896	y	...	6.857	58.32	4.017	1.632	1	H1-...
648	M870	2L2 1/2x2 1/2...	.090	7.8...	8	.002	0	z	4	6.857	58.32	4.017	1.632	1	H1-...
649	M491	L3x3x3/16_H...	.089	0	...	.005	0	y	...	24.416	35.316	.509	2.541	1	H2-1
650	M1236	2L2 1/2x2 1/2...	.089	7.8...	...	.002	7.896	z	...	6.857	58.32	4.017	1.632	1	H1-...
651	M1235	2L2 1/2x2 1/2...	.089	7.8...	...	.002	0	z	...	6.857	58.32	4.017	1.632	1	H1-...
652	M1234	2L2 1/2x2 1/2...	.088	7.8...	...	.002	0	z	8	6.857	58.32	4.017	1.632	1	H1-...
653	M1027	2L2 1/2x2 1/2...	.088	7.8...	...	.002	7.896	z	...	6.857	58.32	4.017	1.632	1	H1-...

Envelope AISC 14th(360-10): LRFD Steel Code Checks (Continued)

	Member	Shape	Code Check	Lo...	...	Shear C...	Loc[ft]	Dir	...	phi*P...	phi*P...	phi*...	phi*...	...	Eqn
654	M1028	2L2 1/2x2 1/2...	.088	7.8...	4	.002	7.896	z	6	6.857	58.32	4.017	1.632	1	H1-...
655	M922	2L2 1/2x2 1/2...	.088	7.8...	...	.002	0	z	...	6.857	58.32	4.017	1.632	1	H1-...
656	M1029	2L2 1/2x2 1/2...	.088	7.8...	...	.002	7.896	z	...	6.857	58.32	4.017	1.632	1	H1-...
657	M924	2L2 1/2x2 1/2...	.088	7.8...	4	.002	0	z	6	6.857	58.32	4.017	1.632	1	H1-...
658	M923	2L2 1/2x2 1/2...	.088	7.8...	...	.002	0	z	...	6.857	58.32	4.017	1.632	1	H1-...
659	M1237	2L2 1/2x2 1/2...	.088	7.8...	...	.002	0	z	...	6.857	58.32	4.017	1.632	1	H1-...
660	M1026	2L2 1/2x2 1/2...	.088	7.8...	8	.002	7.896	z	...	6.857	58.32	4.017	1.632	1	H1-...
661	M925	2L2 1/2x2 1/2...	.088	7.8...	8	.002	7.896	z	...	6.857	58.32	4.017	1.632	1	H1-...
662	M250	L3x3x3/16_H...	.087	0	...	.006	7.523	y	...	12.221	35.316	.509	2.098	1	H2-1
663	M1051	2L2 1/2x2 1/2...	.086	0	...	.003	0	y	...	12.19	58.32	4.017	2.611	1	H1-...
664	M999	2L2 1/2x2 1/2...	.086	0	...	.003	0	y	...	12.19	58.32	4.017	2.611	1	H1-...
665	M1103	2L2 1/2x2 1/2...	.086	0	...	.003	0	y	...	12.19	58.32	4.017	2.611	1	H1-...
666	M822	LL3x3x3x3	.085	15...	...	.002	0	y	...	12.3	70.632	5.543	3.751	1	H1-...
667	M1078	2L2 1/2x2 1/2...	.085	7.8...	...	.002	0	z	...	6.857	58.32	4.017	1.632	1	H1-...
668	M1080	2L2 1/2x2 1/2...	.085	7.8...	4	.002	0	z	6	6.857	58.32	4.017	1.632	1	H1-...
669	M1081	2L2 1/2x2 1/2...	.085	7.8...	...	.002	7.896	z	...	6.857	58.32	4.017	1.632	1	H1-...
670	M1079	2L2 1/2x2 1/2...	.085	7.8...	8	.002	0	z	...	6.857	58.32	4.017	1.632	1	H1-...
671	M815	LL3x3x3x3	.085	0	...	.002	0	y	...	12.3	70.632	5.543	3.751	1	H1-...
672	M376	L3x3x3/16_H...	.084	0	...	.005	0	y	...	24.164	35.316	.509	2.529	1	H2-1
673	M818	LL3x3x3x3	.084	15...	...	.002	0	y	...	12.3	70.632	5.543	3.751	1	H1-...
674	M819	LL3x3x3x3	.084	0	...	.002	0	y	...	12.3	70.632	5.543	3.751	1	H1-...
675	M759	2L2 1/2x2 1/2...	.084	5.1...	...	.004	10.343	y	...	24.239	77.112	5.381	3.414	1	H1-...
676	M727	2L2 1/2x2 1/2...	.084	5.1...	...	.004	10.343	y	...	24.239	77.112	5.381	3.414	1	H1-...
677	M734	L3x3x3/16_H...	.083	0	...	.006	5.583	y	...	19.552	35.316	.509	2.349	1	H2-1
678	M385	L3x3x3/16_H...	.083	0	...	.005	0	y	...	24.164	35.316	.509	2.529	1	H2-1
679	M769	2L2 1/2x2 1/2...	.083	5.1...	...	.004	10.343	y	...	24.239	77.112	5.381	3.414	1	H1-...
680	M717	2L2 1/2x2 1/2...	.083	5.1...	...	.004	0	y	...	24.239	77.112	5.381	3.414	1	H1-...
681	M135	L3x3x3/16_H...	.083	0	...	.006	7.523	y	...	12.187	35.316	.509	2.096	1	H2-1
682	M144	L3x3x3/16_H...	.083	0	...	.006	7.523	y	...	12.187	35.316	.509	2.096	1	H2-1
683	M1182	2L2 1/2x2 1/2...	.082	7.8...	...	.002	0	z	8	6.857	58.32	4.017	1.632	1	H1-...
684	M1185	2L2 1/2x2 1/2...	.082	7.8...	4	.002	0	z	8	6.857	58.32	4.017	1.632	1	H1-...
685	M756	2L2 1/2x2 1/2...	.082	4.1...	...	.005	8.375	y	...	26.83	58.32	4.017	2.611	1	H1-...
686	M724	2L2 1/2x2 1/2...	.082	4.1...	...	.005	8.375	y	...	26.83	58.32	4.017	2.611	1	H1-...
687	M1184	2L2 1/2x2 1/2...	.082	7.8...	...	.002	7.896	z	4	6.857	58.32	4.017	1.632	1	H1-...
688	M744	L3x3x3/16_H...	.082	0	9	.006	5.583	y	...	19.552	35.316	.509	2.349	1	H2-1
689	M1183	2L2 1/2x2 1/2...	.082	7.8...	8	.002	0	z	...	6.857	58.32	4.017	1.632	1	H1-...
690	M1130	2L2 1/2x2 1/2...	.082	7.8...	...	.002	0	z	...	6.857	58.32	4.017	1.632	1	H1-...
691	M1133	2L2 1/2x2 1/2...	.082	7.8...	4	.002	0	z	6	6.857	58.32	4.017	1.632	1	H1-...
692	M1131	2L2 1/2x2 1/2...	.082	7.8...	...	.002	0	z	...	6.857	58.32	4.017	1.632	1	H1-...
693	M1000	2L2 1/2x2 1/2...	.082	0	4	.003	0	y	8	12.19	58.32	4.017	2.611	1	H1-...
694	M1132	2L2 1/2x2 1/2...	.082	7.8...	8	.002	0	z	...	6.857	58.32	4.017	1.632	1	H1-...
695	M1052	2L2 1/2x2 1/2...	.082	0	4	.003	0	y	8	12.19	58.32	4.017	2.611	1	H1-...
696	M998	2L2 1/2x2 1/2...	.082	0	...	.003	0	y	8	12.19	58.32	4.017	2.611	1	H1-...
697	M915	2L3x2 1/2x1/...	.082	0	...	.003	0	y	...	46.263	85.212	5.423	4.855	1	H1-...
698	M1050	2L2 1/2x2 1/2...	.082	0	...	.003	0	y	8	12.19	58.32	4.017	2.611	1	H1-...
699	M745	2L2 1/2x2 1/2...	.081	4.1...	...	.005	8.375	y	...	26.83	58.32	4.017	2.611	1	H1-...
700	M748	2L2 1/2x2 1/2...	.081	5.1...	...	.004	0	y	...	24.823	77.112	5.381	3.414	1	H1-...
701	M738	2L2 1/2x2 1/2...	.081	5.1...	...	.004	0	y	...	24.823	77.112	5.381	3.414	1	H1-...
702	M766	2L2 1/2x2 1/2...	.081	4.1...	...	.005	8.375	y	...	26.83	58.32	4.017	2.611	1	H1-...
703	M696	2L2 1/2x2 1/2...	.081	5.1...	...	.004	10.23	y	...	24.823	77.112	5.381	3.414	1	H1-...
704	M692	L3x3x3/16_H...	.081	0	5	.006	5.583	y	...	19.552	35.316	.509	2.349	1	H2-1
705	M735	2L2 1/2x2 1/2...	.081	4.1...	...	.005	8.375	y	...	26.83	58.32	4.017	2.611	1	H1-...
706	M1104	2L2 1/2x2 1/2...	.081	0	4	.003	0	y	8	12.19	58.32	4.017	2.611	1	H1-...
707	M1102	2L2 1/2x2 1/2...	.081	0	...	.003	0	y	8	12.19	58.32	4.017	2.611	1	H1-...
708	M706	2L2 1/2x2 1/2...	.081	5.1...	...	.004	0	y	...	24.823	77.112	5.381	3.414	1	H1-...
709	M702	L3x3x3/16_H...	.081	0	...	.006	5.583	y	...	19.552	35.316	.509	2.349	1	H2-1
710	M693	2L2 1/2x2 1/2...	.081	4.1...	...	.005	8.375	y	...	26.83	58.32	4.017	2.611	1	H1-...

Envelope AISC 14th(360-10): LRFD Steel Code Checks (Continued)

	Member	Shape	Code Check	Lo...	...	Shear C...	Loc[ft]	Dir	...	phi*P...	phi*P...	phi*...	phi*...	...	Eqn
711	M714	2L2 1/2x2 1/2...	.081	4.1...	...	.005	0	y	...	26.83	58.32	4.017	2.611	1	H1-...
712	M703	2L2 1/2x2 1/2...	.080	4.1...	...	.005	8.375	y	...	26.83	58.32	4.017	2.611	1	H1-...
713	M1264	2L2 1/2x2 1/2...	.079	6.3...	...	.003	12.75	y	6	10.519	58.32	4.017	2.611	1	H1-...
714	M725	L3x3x3/16_H...	.078	0	5	.006	0	y	...	12.74	35.316	.509	2.115	1	H2-1
715	M757	L3x3x3/16_H...	.078	0	...	.006	8.293	y	...	12.74	35.316	.509	2.115	1	H2-1
716	M368	L3x3x3/16_H...	.078	0	...	.005	0	y	...	24.164	35.316	.509	2.529	1	H2-1
717	M1262	2L2 1/2x2 1/2...	.078	6.3...	2	.003	0	y	6	10.519	58.32	4.017	2.611	1	H1-...
718	M767	L3x3x3/16_H...	.078	0	...	.006	0	y	...	12.74	35.316	.509	2.115	1	H2-1
719	M427	L3x3x3/16_H...	.077	0	...	.005	0	y	...	24.164	35.316	.509	2.529	1	H2-1
720	M715	L3x3x3/16_H...	.076	0	9	.005	8.293	y	...	12.74	35.316	.509	2.115	1	H2-1
721	M816	LL3x3x3x3	.076	7.8...	...	.002	15.366	y	6	12.624	70.632	5.543	3.751	1	H1-...
722	M817	LL3x3x3x3	.076	7.5...	...	.002	0	y	6	12.624	70.632	5.543	3.751	1	H1-...
723	M402	L3x3x3/16_H...	.076	0	4	.005	0	y	...	24.164	35.316	.509	2.529	1	H2-1
724	M821	LL3x3x3x3	.076	7.5...	...	.002	15.366	y	...	12.624	70.632	5.543	3.751	1	H1-...
725	M820	LL3x3x3x3	.075	7.8...	...	.002	15.366	y	6	12.624	70.632	5.543	3.751	1	H1-...
726	M967	2L3x2 1/2x1/...	.075	0	...	.003	0	y	...	46.263	85.212	5.423	4.855	1	H1-...
727	M1287	2L3 1/2x4x5/...	.074	15...	...	.002	15.569	y	...	33.009	145.4...	16.043	8.582	1	H1-...
728	M393	L3x3x3/16_H...	.074	0	4	.005	4.188	y	...	24.164	35.316	.509	2.529	1	H2-1
729	M1207	2L2 1/2x2 1/2...	.073	0	...	.003	0	y	...	12.19	58.32	4.017	2.611	1	H1-...
730	M419	L3x3x3/16_H...	.073	0	...	.005	0	y	...	24.164	35.316	.509	2.529	1	H2-1
731	M1275	2L3 1/2x4x5/...	.073	9.0...	...	.002	9.019	y	...	24.588	145.4...	16.043	5.364	1	H1-...
732	M882	2L2 1/2x2 1/2...	.073	0	...	.002	12.14	y	4	11.603	58.32	4.017	1.632	1	H1-...
733	M152	L3x3x3/16_H...	.073	0	...	.006	7.523	y	...	12.187	35.316	.509	2.096	1	H2-1
734	M1281	2L3 1/2x4x5/...	.073	9.0...	...	.002	9.019	y	...	24.588	145.4...	16.043	5.364	1	H1-...
735	M1278	2L3 1/2x4x5/...	.073	9.0...	...	.002	9.019	y	...	24.588	145.4...	16.043	5.364	1	H1-...
736	M1277	2L3 1/2x4x5/...	.073	9.0...	...	.002	9.019	y	...	24.588	145.4...	16.043	5.364	1	H1-...
737	M883	2L2 1/2x2 1/2...	.073	12...	...	.002	0	y	4	11.603	58.32	4.017	1.632	1	H1-...
738	M304	L3x3x3/16_H...	.073	0	...	.005	0	y	...	24.128	35.316	.509	2.528	1	H2-1
739	M886	2L2 1/2x2 1/2...	.073	0	...	.002	12.14	y	...	11.603	58.32	4.017	1.632	1	H1-...
740	M888	2L2 1/2x2 1/2...	.072	0	...	.002	12.14	y	4	11.603	58.32	4.017	1.632	1	H1-...
741	M885	2L2 1/2x2 1/2...	.072	12...	...	.002	0	y	8	11.603	58.32	4.017	1.632	1	H1-...
742	M884	2L2 1/2x2 1/2...	.072	0	...	.002	12.14	y	8	11.603	58.32	4.017	1.632	1	H1-...
743	M889	2L2 1/2x2 1/2...	.072	12...	...	.002	0	y	...	11.603	58.32	4.017	1.632	1	H1-...
744	M410	L3x3x3/16_H...	.072	0	...	.005	4.188	y	...	24.164	35.316	.509	2.529	1	H2-1
745	M887	2L2 1/2x2 1/2...	.072	12...	...	.002	0	y	...	11.603	58.32	4.017	1.632	1	H1-...
746	M1274	2L3 1/2x4x5/...	.072	9.0...	...	.002	9.019	y	...	24.588	145.4...	16.043	5.364	1	H1-...
747	M295	L3x3x3/16_H...	.072	0	...	.005	0	y	...	24.128	35.316	.509	2.528	1	H2-1
748	M1280	2L3 1/2x4x5/...	.072	9.0...	...	.002	9.019	y	...	24.588	145.4...	16.043	5.364	1	H1-...
749	M1208	2L2 1/2x2 1/2...	.072	0	4	.003	0	y	8	12.19	58.32	4.017	2.611	1	H1-...
750	M1282	2L3 1/2x4x5/...	.072	0	...	.002	0	y	...	33.009	145.4...	16.043	8.582	1	H1-...
751	M1276	2L3 1/2x4x5/...	.072	9.0...	...	.002	9.019	y	...	24.588	145.4...	16.043	5.364	1	H1-...
752	M1206	2L2 1/2x2 1/2...	.072	0	...	.003	0	y	8	12.19	58.32	4.017	2.611	1	H1-...
753	M1279	2L3 1/2x4x5/...	.072	9.0...	...	.002	9.019	y	...	24.588	145.4...	16.043	5.364	1	H1-...
754	M127	L3x3x3/16_H...	.071	0	...	.006	7.523	y	...	12.187	35.316	.509	2.096	1	H2-1
755	M1155	2L2 1/2x2 1/2...	.071	0	...	.003	0	y	...	12.19	58.32	4.017	2.611	1	H1-...
756	M1265	2L2 1/2x2 1/2...	.070	6.3...	...	.003	12.75	y	...	10.519	58.32	4.017	2.611	1	H1-...
757	M186	L3x3x3/16_H...	.070	0	...	.006	0	y	...	12.187	35.316	.509	2.096	1	H2-1
758	M1289	2L3 1/2x4x5/...	.070	15...	...	.002	15.569	y	...	33.009	145.4...	16.043	8.582	1	H1-...
759	M1284	2L3 1/2x4x5/...	.069	0	...	.002	0	y	...	33.009	145.4...	16.043	8.582	1	H1-...
760	M1288	2L3 1/2x4x5/...	.069	0	6	.002	0	y	...	33.009	145.4...	16.043	8.582	1	H1-...
761	M1263	2L2 1/2x2 1/2...	.069	6.3...	...	.003	0	y	...	10.519	58.32	4.017	2.611	1	H1-...
762	M1285	2L3 1/2x4x5/...	.068	15...	6	.002	15.569	y	...	33.009	145.4...	16.043	8.582	1	H1-...
763	M161	L3x3x3/16_H...	.068	0	...	.006	7.523	y	...	12.187	35.316	.509	2.096	1	H2-1
764	M1194	2L2 1/2x2 1/2...	.068	5.9...	...	.002	12.14	y	...	11.603	58.32	4.017	2.611	1	H1-...
765	M1198	2L2 1/2x2 1/2...	.068	5.9...	...	.002	0	y	4	11.603	58.32	4.017	2.611	1	H1-...
766	M1200	2L2 1/2x2 1/2...	.068	5.9...	...	.002	12.14	y	...	11.603	58.32	4.017	2.611	1	H1-...
767	M1201	2L2 1/2x2 1/2...	.068	6.1...	...	.002	0	y	...	11.603	58.32	4.017	2.611	1	H1-...

Envelope AISC 14th(360-10): LRFD Steel Code Checks (Continued)

	Member	Shape	Code Check	Lo...	...	Shear C...	Loc[ft]	Dir	...	phi*P...	phi*P...	phi*...	phi*...	...	Eqn
768	M1195	2L2 1/2x2 1/2...	.067	6.1...	...	.002	12.14	y	...	11.603	58.32	4.017	2.611	1	H1-...
769	M1199	2L2 1/2x2 1/2...	.067	6.1...	...	.002	12.14	y	4	11.603	58.32	4.017	2.611	1	H1-...
770	M1073	2L3x2 1/2x1/...	.067	0	...	.003	0	y	4	46.263	85.212	5.423	4.855	1	H1-...
771	M1156	2L2 1/2x2 1/2...	.067	0	4	.003	0	y	8	12.19	58.32	4.017	2.611	1	H1-...
772	M1154	2L2 1/2x2 1/2...	.067	0	...	.003	0	y	8	12.19	58.32	4.017	2.611	1	H1-...
773	M1197	2L2 1/2x2 1/2...	.067	6.1...	...	.002	0	y	8	11.603	58.32	4.017	2.611	1	H1-...
774	M1096	2L2 1/2x2 1/2...	.067	5.9...	...	.002	0	y	4	11.603	58.32	4.017	2.611	1	H1-...
775	M1090	2L2 1/2x2 1/2...	.067	5.9...	...	.002	12.14	y	...	11.603	58.32	4.017	2.611	1	H1-...
776	M1196	2L2 1/2x2 1/2...	.067	5.9...	...	.002	0	y	8	11.603	58.32	4.017	2.611	1	H1-...
777	M1142	2L2 1/2x2 1/2...	.067	5.9...	...	.002	0	y	...	11.603	58.32	4.017	2.611	1	H1-...
778	M1146	2L2 1/2x2 1/2...	.067	5.9...	...	.002	12.14	y	4	11.603	58.32	4.017	2.611	1	H1-...
779	M1094	2L2 1/2x2 1/2...	.067	5.9...	...	.002	12.14	y	...	11.603	58.32	4.017	2.611	1	H1-...
780	M1144	2L2 1/2x2 1/2...	.067	5.9...	...	.002	0	y	...	11.603	58.32	4.017	2.611	1	H1-...
781	M1095	2L2 1/2x2 1/2...	.067	6.1...	...	.002	12.14	y	...	11.603	58.32	4.017	2.611	1	H1-...
782	M1145	2L2 1/2x2 1/2...	.067	6.1...	...	.002	0	y	...	11.603	58.32	4.017	2.611	1	H1-...
783	M1097	2L2 1/2x2 1/2...	.067	6.1...	...	.002	12.14	y	4	11.603	58.32	4.017	2.611	1	H1-...
784	M1091	2L2 1/2x2 1/2...	.067	6.1...	...	.002	0	y	...	11.603	58.32	4.017	2.611	1	H1-...
785	M1147	2L2 1/2x2 1/2...	.067	6.1...	...	.002	12.14	y	4	11.603	58.32	4.017	2.611	1	H1-...
786	M1143	2L2 1/2x2 1/2...	.067	6.1...	...	.002	12.14	y	...	11.603	58.32	4.017	2.611	1	H1-...
787	M1019	2L3x2 1/2x1/...	.067	0	...	.003	0	y	...	46.263	85.212	5.423	4.855	1	H1-...
788	M986	2L2 1/2x2 1/2...	.067	5.9...	...	.002	0	y	...	11.603	58.32	4.017	2.611	1	H1-...
789	M993	2L2 1/2x2 1/2...	.067	6.1...	...	.002	0	y	...	11.603	58.32	4.017	2.611	1	H1-...
790	M990	2L2 1/2x2 1/2...	.067	5.9...	...	.002	12.14	y	4	11.603	58.32	4.017	2.611	1	H1-...
791	M1044	2L2 1/2x2 1/2...	.067	5.9...	...	.002	0	y	...	11.603	58.32	4.017	2.611	1	H1-...
792	M1040	2L2 1/2x2 1/2...	.067	5.9...	...	.002	0	y	4	11.603	58.32	4.017	2.611	1	H1-...
793	M1043	2L2 1/2x2 1/2...	.067	6.1...	...	.002	0	y	...	11.603	58.32	4.017	2.611	1	H1-...
794	M992	2L2 1/2x2 1/2...	.067	5.9...	...	.002	12.14	y	...	11.603	58.32	4.017	2.611	1	H1-...
795	M1092	2L2 1/2x2 1/2...	.067	5.9...	...	.002	12.14	y	...	11.603	58.32	4.017	2.611	1	H1-...
796	M1149	2L2 1/2x2 1/2...	.067	6.1...	...	.002	0	y	...	11.603	58.32	4.017	2.611	1	H1-...
797	M1042	2L2 1/2x2 1/2...	.067	5.9...	...	.002	12.14	y	...	11.603	58.32	4.017	2.611	1	H1-...
798	M991	2L2 1/2x2 1/2...	.067	6.1...	...	.002	12.14	y	...	11.603	58.32	4.017	2.611	1	H1-...
799	M1148	2L2 1/2x2 1/2...	.067	5.9...	...	.002	12.14	y	...	11.603	58.32	4.017	2.611	1	H1-...
800	M1093	2L2 1/2x2 1/2...	.067	6.1...	...	.002	12.14	y	...	11.603	58.32	4.017	2.611	1	H1-...
801	M987	2L2 1/2x2 1/2...	.067	6.1...	...	.002	0	y	4	11.603	58.32	4.017	2.611	1	H1-...
802	M1041	2L2 1/2x2 1/2...	.067	6.1...	...	.002	0	y	4	11.603	58.32	4.017	2.611	1	H1-...
803	M1045	2L2 1/2x2 1/2...	.067	6.1...	...	.002	12.14	y	...	11.603	58.32	4.017	2.611	1	H1-...
804	M346	L3x3x3/16_H...	.066	0	...	.005	0	y	...	24.128	35.316	.509	2.528	1	H2-1
805	M988	2L2 1/2x2 1/2...	.066	5.9...	...	.002	12.14	y	...	11.603	58.32	4.017	2.611	1	H1-...
806	M941	2L2 1/2x2 1/2...	.066	6.1...	...	.002	12.14	y	...	11.603	58.32	4.017	2.611	1	H1-...
807	M934	2L2 1/2x2 1/2...	.066	5.9...	...	.002	12.14	y	...	11.603	58.32	4.017	2.611	1	H1-...
808	M938	2L2 1/2x2 1/2...	.066	5.9...	...	.002	12.14	y	4	11.603	58.32	4.017	2.611	1	H1-...
809	M1038	2L2 1/2x2 1/2...	.066	5.9...	...	.002	12.14	y	...	11.603	58.32	4.017	2.611	1	H1-...
810	M989	2L2 1/2x2 1/2...	.066	6.1...	...	.002	0	y	...	11.603	58.32	4.017	2.611	1	H1-...
811	M287	L3x3x3/16_H...	.066	0	...	.005	0	y	...	24.128	35.316	.509	2.528	1	H2-1
812	M1039	2L2 1/2x2 1/2...	.066	6.1...	...	.002	12.14	y	...	11.603	58.32	4.017	2.611	1	H1-...
813	M940	2L2 1/2x2 1/2...	.066	5.9...	...	.002	12.14	y	...	11.603	58.32	4.017	2.611	1	H1-...
814	M939	2L2 1/2x2 1/2...	.066	6.1...	...	.002	12.14	y	...	11.603	58.32	4.017	2.611	1	H1-...
815	M1123	2L3x2 1/2x1/...	.066	0	...	.002	0	y	4	46.263	85.212	5.423	4.855	1	H1-...
816	M935	2L2 1/2x2 1/2...	.066	6.1...	...	.002	0	y	4	11.603	58.32	4.017	2.611	1	H1-...
817	M936	2L2 1/2x2 1/2...	.066	5.9...	...	.002	12.14	y	...	11.603	58.32	4.017	2.611	1	H1-...
818	M937	2L2 1/2x2 1/2...	.066	6.1...	...	.002	0	y	...	11.603	58.32	4.017	2.611	1	H1-...
819	M66	2L2 1/2x2 1/2...	.064	3.6...	...	.004	0	y	...	30.275	58.32	4.017	2.611	1	H1-...
820	M58	2L2 1/2x2 1/2...	.064	3.6...	...	.004	0	y	...	30.275	58.32	4.017	2.611	1	H1-...
821	M90	2L2 1/2x2 1/2...	.064	3.6...	...	.004	0	y	...	30.275	58.32	4.017	2.611	1	H1-...
822	M312	L3x3x3/16_H...	.063	0	4	.005	4.188	y	...	24.128	35.316	.509	2.528	1	H2-1
823	M98	2L2 1/2x2 1/2...	.063	3.6...	...	.004	0	y	...	30.275	58.32	4.017	2.611	1	H1-...
824	M1286	2L3 1/2x4x5/...	.063	0	2	.002	0	y	...	33.009	145.4...	16.043	8.582	1	H1-...

Envelope AISC 14th(360-10): LRFD Steel Code Checks (Continued)

	Member	Shape	Code Check	Lo...	...	Shear C...	Loc[ft]	Dir	...	phi*P...	phi*P...	phi*...	phi*...	...	Eqn
825	M338	L3x3x3/16_H...	.062	0	...	.005	0	y	...	24.128	35.316	.509	2.528	1	H2-1
826	M74	2L2 1/2x2 1/2...	.061	3.6...	...	.004	7.523	y	...	30.275	58.32	4.017	2.611	1	H1-...
827	M1283	2L3 1/2x4x5/...	.061	15...	2	.002	15.569	y	...	33.009	145.4...	16.043	8.582	1	H1-...
828	M82	2L2 1/2x2 1/2...	.061	3.6...	...	.004	7.523	y	...	30.275	58.32	4.017	2.611	1	H1-...
829	M625	2L2 1/2x2 1/2...	.061	3.6...	...	.003	0	y	...	31.46	58.32	4.017	2.611	1	H1-...
830	M321	L3x3x3/16_H...	.061	0	...	.005	0	y	...	24.128	35.316	.509	2.528	1	H2-1
831	M916	2L3x2 1/2x1/...	.061	0	...	.002	0	y	...	44.802	85.212	5.423	4.855	1	H1-...
832	M917	2L3x2 1/2x1/...	.061	0	...	.002	0	y	...	44.802	85.212	5.423	4.855	1	H1-...
833	M178	L3x3x3/16_H...	.060	0	...	.006	0	y	...	12.187	35.316	.509	2.096	1	H2-1
834	M114	2L2 1/2x2 1/2...	.060	3.6...	...	.004	7.523	y	...	30.275	58.32	4.017	2.611	1	H1-...
835	M634	2L2 1/2x2 1/2...	.060	3.6...	...	.003	0	y	...	31.46	58.32	4.017	2.611	1	H1-...
836	M106	2L2 1/2x2 1/2...	.060	3.6...	...	.004	0	y	...	30.275	58.32	4.017	2.611	1	H1-...
837	M617	2L2 1/2x2 1/2...	.060	3.6...	...	.003	7.523	y	...	31.46	58.32	4.017	2.611	1	H1-...
838	M721	2L2 1/2x2 1/2...	.059	4.06	...	.003	0	y	...	36.731	77.112	5.381	3.414	1	H1-...
839	M773	2L2 1/2x2 1/2...	.058	4.06	...	.003	0	y	...	36.731	77.112	5.381	3.414	1	H1-...
840	M676	2L2 1/2x2 1/2...	.058	3.6...	...	.003	0	y	...	31.46	58.32	4.017	2.611	1	H1-...
841	M169	L3x3x3/16_H...	.058	0	...	.006	0	y	...	12.187	35.316	.509	2.096	1	H2-1
842	M731	2L2 1/2x2 1/2...	.058	4.06	...	.004	8.293	y	...	36.731	77.112	5.381	3.414	1	H1-...
843	M544	2L2 1/2x2 1/2...	.057	3.6...	...	.003	7.523	y	...	31.406	58.32	4.017	2.611	1	H1-...
844	M651	2L2 1/2x2 1/2...	.057	3.6...	...	.003	0	y	...	31.46	58.32	4.017	2.611	1	H1-...
845	M1227	2L3x2 1/2x1/...	.057	0	8	.002	8.485	y	4	46.263	85.212	5.423	4.855	1	H1-...
846	M642	2L2 1/2x2 1/2...	.057	3.6...	...	.003	7.523	y	...	31.46	58.32	4.017	2.611	1	H1-...
847	M553	2L2 1/2x2 1/2...	.057	3.6...	...	.003	7.523	y	...	31.406	58.32	4.017	2.611	1	H1-...
848	M329	L3x3x3/16_H...	.056	0	...	.005	0	y	...	24.128	35.316	.509	2.528	1	H2-1
849	M763	2L2 1/2x2 1/2...	.056	4.06	...	.003	8.293	y	...	36.731	77.112	5.381	3.414	1	H1-...
850	M463	2L2 1/2x2 1/2...	.056	3.6...	...	.003	0	y	...	31.352	58.32	4.017	2.611	1	H1-...
851	M659	2L2 1/2x2 1/2...	.056	3.6...	...	.003	7.523	y	...	31.46	58.32	4.017	2.611	1	H1-...
852	M968	2L3x2 1/2x1/...	.056	0	...	.003	0	y	8	44.802	85.212	5.423	4.855	1	H1-...
853	M969	2L3x2 1/2x1/...	.056	0	...	.003	0	y	8	44.802	85.212	5.423	4.855	1	H1-...
854	M710	2L2 1/2x2 1/2...	.056	4.0...	...	.003	0	y	...	37.406	77.112	5.381	3.414	1	H1-...
855	M536	2L2 1/2x2 1/2...	.056	3.6...	...	.003	7.523	y	...	31.406	58.32	4.017	2.611	1	H1-...
856	M472	2L2 1/2x2 1/2...	.056	3.6...	...	.003	0	y	...	31.352	58.32	4.017	2.611	1	H1-...
857	M668	2L2 1/2x2 1/2...	.056	3.6...	...	.003	7.523	y	...	31.46	58.32	4.017	2.611	1	H1-...
858	M700	2L2 1/2x2 1/2...	.056	4.0...	...	.003	0	y	...	37.406	77.112	5.381	3.414	1	H1-...
859	M1177	2L3x2 1/2x1/...	.055	0	...	.002	8.485	y	4	46.263	85.212	5.423	4.855	1	H1-...
860	M382	2L2 1/2x2 1/2...	.055	3.6...	...	.003	7.523	y	...	30.866	58.32	4.017	2.611	1	H1-...
861	M595	2L2 1/2x2 1/2...	.055	3.6...	...	.003	0	y	...	31.406	58.32	4.017	2.611	1	H1-...
862	M391	2L2 1/2x2 1/2...	.055	3.6...	...	.003	0	y	...	30.866	58.32	4.017	2.611	1	H1-...
863	M455	2L2 1/2x2 1/2...	.054	3.6...	...	.003	0	y	...	31.352	58.32	4.017	2.611	1	H1-...
864	M742	2L2 1/2x2 1/2...	.054	4.0...	...	.003	8.199	y	...	37.406	77.112	5.381	3.414	1	H1-...
865	M561	2L2 1/2x2 1/2...	.054	3.6...	...	.003	7.523	y	...	31.406	58.32	4.017	2.611	1	H1-...
866	M514	2L2 1/2x2 1/2...	.054	3.6...	...	.003	0	y	...	31.352	58.32	4.017	2.611	1	H1-...
867	M570	2L2 1/2x2 1/2...	.054	3.6...	...	.003	0	y	...	31.406	58.32	4.017	2.611	1	H1-...
868	M374	2L2 1/2x2 1/2...	.054	3.6...	...	.003	0	y	...	30.866	58.32	4.017	2.611	1	H1-...
869	M480	2L2 1/2x2 1/2...	.053	3.6...	...	.003	0	y	...	31.352	58.32	4.017	2.611	1	H1-...
870	M489	2L2 1/2x2 1/2...	.053	3.6...	...	.003	0	y	...	31.352	58.32	4.017	2.611	1	H1-...
871	M752	2L2 1/2x2 1/2...	.053	4.0...	...	.003	8.199	y	...	37.406	77.112	5.381	3.414	1	H1-...
872	M587	2L2 1/2x2 1/2...	.053	3.6...	...	.003	7.523	y	...	31.406	58.32	4.017	2.611	1	H1-...
873	M433	2L2 1/2x2 1/2...	.053	3.6...	...	.003	0	y	...	30.866	58.32	4.017	2.611	1	H1-...
874	M578	2L2 1/2x2 1/2...	.053	3.6...	...	.003	0	y	...	31.406	58.32	4.017	2.611	1	H1-...
875	M399	2L2 1/2x2 1/2...	.053	3.6...	...	.003	7.523	y	...	30.866	58.32	4.017	2.611	1	H1-...
876	M506	2L2 1/2x2 1/2...	.052	3.6...	...	.003	0	y	...	31.352	58.32	4.017	2.611	1	H1-...
877	M408	2L2 1/2x2 1/2...	.052	3.6...	...	.003	7.523	y	...	30.866	58.32	4.017	2.611	1	H1-...
878	M497	2L2 1/2x2 1/2...	.052	3.6...	...	.003	0	y	...	31.352	58.32	4.017	2.611	1	H1-...
879	M301	2L2 1/2x2 1/2...	.052	3.6...	...	.003	0	y	...	30.813	58.32	4.017	2.611	1	H1-...
880	M310	2L2 1/2x2 1/2...	.052	3.6...	...	.003	7.523	y	...	30.813	58.32	4.017	2.611	1	H1-...
881	M425	2L2 1/2x2 1/2...	.052	3.6...	...	.003	0	y	...	30.866	58.32	4.017	2.611	1	H1-...

Envelope AISC 14th(360-10): LRFD Steel Code Checks (Continued)

	Member	Shape	Code Check	Lo...	...	Shear C...	Loc[ft]	Dir	...	phi*P...	phi*P...	phi*...	phi*...	...	Eqn
882	M755	L3x3x3/16_H...	.051	0	9	.006	5.583	y	...	19.552	35.316	.509	2.349	1	H2-1
883	M416	2L2 1/2x2 1/2...	.051	3.6...	...	.003	7.523	y	...	30.866	58.32	4.017	2.611	1	H1-...
884	M723	L3x3x3/16_H...	.051	0	...	.006	5.583	y	...	19.552	35.316	.509	2.349	1	H2-1
885	M293	2L2 1/2x2 1/2...	.050	3.6...	...	.003	0	y	...	30.813	58.32	4.017	2.611	1	H1-...
886	M229	2L2 1/2x2 1/2...	.050	3.6...	...	.003	7.523	y	...	30.329	58.32	4.017	2.611	1	H1-...
887	M220	2L2 1/2x2 1/2...	.050	3.6...	...	.003	7.523	y	...	30.329	58.32	4.017	2.611	1	H1-...
888	M318	2L2 1/2x2 1/2...	.050	3.6...	...	.003	0	y	...	30.813	58.32	4.017	2.611	1	H1-...
889	M352	2L2 1/2x2 1/2...	.050	3.6...	...	.003	0	y	...	30.813	58.32	4.017	2.611	1	H1-...
890	M327	2L2 1/2x2 1/2...	.049	3.6...	...	.003	0	y	...	30.813	58.32	4.017	2.611	1	H1-...
891	M237	2L2 1/2x2 1/2...	.049	3.6...	...	.003	7.523	y	...	30.329	58.32	4.017	2.611	1	H1-...
892	M212	2L2 1/2x2 1/2...	.049	3.6...	...	.003	7.523	y	...	30.329	58.32	4.017	2.611	1	H1-...
893	M344	2L2 1/2x2 1/2...	.049	3.6...	...	.003	7.523	y	...	30.813	58.32	4.017	2.611	1	H1-...
894	M765	L3x3x3/16_H...	.049	0	5	.006	5.583	y	...	19.552	35.316	.509	2.349	1	H2-1
895	M1071	2L3x2 1/2x1/...	.049	0	...	.003	0	y	...	44.802	85.212	5.423	4.855	1	H1-...
896	M1072	2L3x2 1/2x1/...	.049	0	...	.003	0	y	...	44.802	85.212	5.423	4.855	1	H1-...
897	M214	L3x3x3/16_H...	.049	0	...	.005	0	y	...	23.874	35.316	.509	2.517	1	H2-1
898	M1020	2L3x2 1/2x1/...	.049	0	...	.003	0	y	8	44.802	85.212	5.423	4.855	1	H1-...
899	M335	2L2 1/2x2 1/2...	.049	3.6...	...	.003	0	y	...	30.813	58.32	4.017	2.611	1	H1-...
900	M1021	2L3x2 1/2x1/...	.049	0	...	.003	0	y	8	44.802	85.212	5.423	4.855	1	H1-...
901	M1125	2L3x2 1/2x1/...	.049	0	...	.003	0	y	...	44.802	85.212	5.423	4.855	1	H1-...
902	M1124	2L3x2 1/2x1/...	.049	0	...	.003	0	y	...	44.802	85.212	5.423	4.855	1	H1-...
903	M271	2L2 1/2x2 1/2...	.049	3.6...	...	.004	7.523	y	...	30.329	58.32	4.017	2.611	1	H1-...
904	M246	2L2 1/2x2 1/2...	.048	3.6...	...	.003	0	y	...	30.329	58.32	4.017	2.611	1	H1-...
905	M263	2L2 1/2x2 1/2...	.048	3.6...	...	.003	7.523	y	...	30.329	58.32	4.017	2.611	1	H1-...
906	M139	2L2 1/2x2 1/2...	.048	3.6...	...	.003	0	y	...	30.275	58.32	4.017	2.611	1	H1-...
907	M254	2L2 1/2x2 1/2...	.048	3.6...	...	.003	7.523	y	...	30.329	58.32	4.017	2.611	1	H1-...
908	M148	2L2 1/2x2 1/2...	.048	3.6...	...	.003	0	y	...	30.275	58.32	4.017	2.611	1	H1-...
909	M713	L3x3x3/16_H...	.048	0	...	.006	0	y	...	19.552	35.316	.509	2.349	1	H2-1
910	M223	L3x3x3/16_H...	.047	0	...	.005	0	y	...	23.874	35.316	.509	2.517	1	H2-1
911	M131	2L2 1/2x2 1/2...	.047	3.6...	...	.003	7.523	y	...	30.275	58.32	4.017	2.611	1	H1-...
912	M156	2L2 1/2x2 1/2...	.047	3.6...	...	.003	7.523	y	...	30.275	58.32	4.017	2.611	1	H1-...
913	M190	2L2 1/2x2 1/2...	.047	3.6...	...	.003	7.523	y	...	30.275	58.32	4.017	2.611	1	H1-...
914	M165	2L2 1/2x2 1/2...	.046	3.6...	...	.003	7.523	y	...	30.275	58.32	4.017	2.611	1	H1-...
915	M182	2L2 1/2x2 1/2...	.046	3.6...	...	.003	7.523	y	...	30.275	58.32	4.017	2.611	1	H1-...
916	M173	2L2 1/2x2 1/2...	.046	3.6...	...	.003	0	y	...	30.275	58.32	4.017	2.611	1	H1-...
917	M42	W10X30	.046	11...	...	.013	11.844	y	...	248.8...	286.4...	23.868	83.699	1	H1-...
918	M43	W10X30	.046	11...	...	.013	11.844	y	...	248.8...	286.4...	23.868	83.699	1	H1-...
919	M45	W10X30	.045	11...	...	.013	11.844	y	...	248.8...	286.4...	23.868	83.699	1	H1-...
920	M206	L3x3x3/16_H...	.044	0	...	.005	0	y	...	23.874	35.316	.509	2.517	1	H2-1
921	M44	W10X30	.044	11...	...	.013	11.844	y	...	248.8...	286.4...	23.868	83.699	1	H1-...
922	M231	L3x3x3/16_H...	.043	0	...	.005	4.188	y	...	23.874	35.316	.509	2.517	1	H2-1
923	M265	L3x3x3/16_H...	.043	0	...	.005	0	y	...	23.874	35.316	.509	2.517	1	H2-1
924	M240	L3x3x3/16_H...	.041	0	...	.005	0	y	...	23.874	35.316	.509	2.517	1	H2-1
925	M1290	2L2 1/2x2 1/2...	.041	5.1...	...	.003	0	y	...	15.886	58.32	4.017	2.611	1	H1-...
926	M1291	2L2 1/2x2 1/2...	.041	5.1...	...	.003	0	y	...	15.886	58.32	4.017	2.611	1	H1-...
927	M1293	2L2 1/2x2 1/2...	.041	5.1...	...	.003	0	y	...	15.886	58.32	4.017	2.611	1	H1-...
928	M1292	2L2 1/2x2 1/2...	.041	5.1...	...	.003	0	y	...	15.886	58.32	4.017	2.611	1	H1-...
929	M1296	2L2 1/2x2 1/2...	.041	5.1...	...	.003	0	y	...	15.886	58.32	4.017	2.611	1	H1-...
930	M1297	2L2 1/2x2 1/2...	.041	5.1...	...	.003	0	y	...	15.886	58.32	4.017	2.611	1	H1-...
931	M1294	2L2 1/2x2 1/2...	.041	5.1...	...	.003	0	y	...	15.886	58.32	4.017	2.611	1	H1-...
932	M1295	2L2 1/2x2 1/2...	.041	5.1...	...	.003	0	y	...	15.886	58.32	4.017	2.611	1	H1-...
933	M1175	2L3x2 1/2x1/...	.040	4.3...	...	.003	0	y	...	44.802	85.212	5.423	4.855	1	H1-...
934	M1176	2L3x2 1/2x1/...	.040	4.3...	...	.003	0	y	...	44.802	85.212	5.423	4.855	1	H1-...
935	M257	L3x3x3/16_H...	.037	0	...	.005	0	y	...	23.874	35.316	.509	2.517	1	H2-1
936	M248	L3x3x3/16_H...	.036	0	...	.005	0	y	...	23.874	35.316	.509	2.517	1	H2-1
937	M133	L3x3x3/16_H...	.035	0	...	.005	4.188	y	...	23.838	35.316	.509	2.515	1	H2-1
938	M142	L3x3x3/16_H...	.035	0	...	.005	0	y	...	23.838	35.316	.509	2.515	1	H2-1

Envelope AISC 14th(360-10): LRFD Steel Code Checks (Continued)

	Member	Shape	Code Check	Lo...	...	Shear C...	Loc[ft]	Dir	...	phi*P...	phi*P...	phi*...	phi*...	...	Eqn
939	M807	LL3x3x3x3	.033	6.6...	...	.001	13.929	y	...	15.364	70.632	5.543	3.751	1	H1-...
940	M810	LL3x3x3x3	.033	7.2...	8	.002	13.929	y	...	15.364	70.632	5.543	3.751	1	H1-...
941	M1228	2L3x2 1/2x1/...	.032	4.3...	8	.002	0	y	...	44.802	85.212	5.423	4.855	1	H1-...
942	M1229	2L3x2 1/2x1/...	.032	4.3...	8	.002	0	y	...	44.802	85.212	5.423	4.855	1	H1-...
943	M814	LL3x3x3x3	.032	7.2...	...	.002	0	y	6	15.364	70.632	5.543	3.751	1	H1-...
944	M811	LL3x3x3x3	.032	6.6...	4	.002	0	y	...	15.364	70.632	5.543	3.751	1	H1-...
945	M150	L3x3x3/16_H...	.031	0	...	.005	4.188	y	...	23.838	35.316	.509	2.515	1	H2-1
946	M808	LL3x3x3x3	.031	7.1...	4	.001	13.817	y	6	15.614	70.632	5.543	3.751	1	H1-...
947	M809	LL3x3x3x3	.031	6.6...	...	.002	13.817	y	...	15.614	70.632	5.543	3.751	1	H1-...
948	M125	L3x3x3/16_H...	.031	0	...	.005	0	y	...	23.838	35.316	.509	2.515	1	H2-1
949	M184	L3x3x3/16_H...	.030	0	...	.005	0	y	...	23.838	35.316	.509	2.515	1	H2-1
950	M813	LL3x3x3x3	.030	6.6...	8	.002	13.817	y	4	15.614	70.632	5.543	3.751	1	H1-...
951	M812	LL3x3x3x3	.030	7.1...	...	.002	13.817	y	...	15.614	70.632	5.543	3.751	1	H1-...
952	M876	2L2 1/2x2 1/2...	.029	4.9...	...	.001	10.031	y	...	16.995	58.32	4.017	2.611	1	H1-...
953	M159	L3x3x3/16_H...	.029	0	...	.005	4.188	y	...	23.838	35.316	.509	2.515	1	H2-1
954	M877	2L2 1/2x2 1/2...	.029	5.12	4	.001	0	y	...	16.995	58.32	4.017	2.611	1	H1-...
955	M874	2L2 1/2x2 1/2...	.029	4.9...	8	.001	0	y	6	16.995	58.32	4.017	2.611	1	H1-...
956	M875	2L2 1/2x2 1/2...	.029	5.12	...	.001	10.031	y	2	16.995	58.32	4.017	2.611	1	H1-...
957	M878	2L2 1/2x2 1/2...	.029	4.9...	8	.001	0	y	...	16.995	58.32	4.017	2.611	1	H1-...
958	M879	2L2 1/2x2 1/2...	.029	5.12	...	.001	10.031	y	...	16.995	58.32	4.017	2.611	1	H1-...
959	M880	2L2 1/2x2 1/2...	.029	4.9...	...	.001	0	y	...	16.995	58.32	4.017	2.611	1	H1-...
960	M881	2L2 1/2x2 1/2...	.029	5.12	4	.001	10.031	y	...	16.995	58.32	4.017	2.611	1	H1-...
961	M176	L3x3x3/16_H...	.027	0	...	.005	4.188	y	...	23.838	35.316	.509	2.515	1	H2-1
962	M912	2L2 1/2x2 1/2...	.026	4.1...	8	.003	0	y	8	24.183	58.32	4.017	2.611	1	H1-...
963	M913	2L2 1/2x2 1/2...	.026	4.1...	...	.003	0	y	...	24.183	58.32	4.017	2.611	1	H1-...
964	M909	2L2 1/2x2 1/2...	.026	4.1...	4	.002	0	y	4	24.183	58.32	4.017	2.611	1	H1-...
965	M928	2L2 1/2x2 1/2...	.026	4.9...	...	.001	10.031	y	...	16.995	58.32	4.017	2.611	1	H1-...
966	M929	2L2 1/2x2 1/2...	.026	5.12	4	.001	0	y	...	16.995	58.32	4.017	2.611	1	H1-...
967	M911	2L2 1/2x2 1/2...	.026	4.1...	8	.002	0	y	8	24.183	58.32	4.017	2.611	1	H1-...
968	M910	2L2 1/2x2 1/2...	.026	4.1...	4	.002	8.375	y	4	24.183	58.32	4.017	2.611	1	H1-...
969	M914	2L2 1/2x2 1/2...	.026	4.1...	...	.002	8.375	y	...	24.183	58.32	4.017	2.611	1	H1-...
970	M964	2L2 1/2x2 1/2...	.026	4.1...	8	.002	0	y	...	24.183	58.32	4.017	2.611	1	H1-...
971	M965	2L2 1/2x2 1/2...	.026	4.1...	...	.002	8.375	y	4	24.183	58.32	4.017	2.611	1	H1-...
972	M961	2L2 1/2x2 1/2...	.026	4.1...	4	.002	8.375	y	...	24.183	58.32	4.017	2.611	1	H1-...
973	M963	2L2 1/2x2 1/2...	.026	4.1...	8	.002	8.375	y	...	24.183	58.32	4.017	2.611	1	H1-...
974	M962	2L2 1/2x2 1/2...	.026	4.1...	4	.002	0	y	...	24.183	58.32	4.017	2.611	1	H1-...
975	M966	2L2 1/2x2 1/2...	.026	4.1...	...	.002	0	y	4	24.183	58.32	4.017	2.611	1	H1-...
976	M1017	2L2 1/2x2 1/2...	.026	4.1...	...	.002	8.375	y	4	24.183	58.32	4.017	2.611	1	H1-...
977	M1016	2L2 1/2x2 1/2...	.026	4.1...	8	.002	0	y	...	24.183	58.32	4.017	2.611	1	H1-...
978	M1013	2L2 1/2x2 1/2...	.026	4.1...	4	.002	8.375	y	...	24.183	58.32	4.017	2.611	1	H1-...
979	M1015	2L2 1/2x2 1/2...	.026	4.1...	8	.002	8.375	y	...	24.183	58.32	4.017	2.611	1	H1-...
980	M1014	2L2 1/2x2 1/2...	.026	4.1...	4	.002	0	y	...	24.183	58.32	4.017	2.611	1	H1-...
981	M1018	2L2 1/2x2 1/2...	.026	4.1...	...	.002	0	y	4	24.183	58.32	4.017	2.611	1	H1-...
982	M926	2L2 1/2x2 1/2...	.026	4.9...	8	.001	0	y	...	16.995	58.32	4.017	2.611	1	H1-...
983	M930	2L2 1/2x2 1/2...	.026	4.9...	8	.001	0	y	...	16.995	58.32	4.017	2.611	1	H1-...
984	M167	L3x3x3/16_H...	.026	0	...	.005	0	y	...	23.838	35.316	.509	2.515	1	H2-1
985	M1067	2L2 1/2x2 1/2...	.026	4.1...	8	.002	8.375	y	...	24.183	58.32	4.017	2.611	1	H1-...
986	M1070	2L2 1/2x2 1/2...	.026	4.1...	...	.002	0	y	4	24.183	58.32	4.017	2.611	1	H1-...
987	M1066	2L2 1/2x2 1/2...	.026	4.1...	4	.002	0	y	...	24.183	58.32	4.017	2.611	1	H1-...
988	M1069	2L2 1/2x2 1/2...	.026	4.1...	...	.002	8.375	y	4	24.183	58.32	4.017	2.611	1	H1-...
989	M1068	2L2 1/2x2 1/2...	.026	4.1...	8	.002	0	y	...	24.183	58.32	4.017	2.611	1	H1-...
990	M1065	2L2 1/2x2 1/2...	.026	4.1...	4	.002	8.375	y	...	24.183	58.32	4.017	2.611	1	H1-...
991	M932	2L2 1/2x2 1/2...	.026	4.9...	4	.001	0	y	...	16.995	58.32	4.017	2.611	1	H1-...
992	M933	2L2 1/2x2 1/2...	.026	5.12	...	.001	10.031	y	...	16.995	58.32	4.017	2.611	1	H1-...
993	M927	2L2 1/2x2 1/2...	.026	5.12	...	.001	10.031	y	...	16.995	58.32	4.017	2.611	1	H1-...
994	M931	2L2 1/2x2 1/2...	.026	5.12	...	.001	0	y	...	16.995	58.32	4.017	2.611	1	H1-...
995	M1121	2L2 1/2x2 1/2...	.026	4.1...	...	.002	8.375	y	4	24.183	58.32	4.017	2.611	1	H1-...

Envelope AISC 14th(360-10): LRFD Steel Code Checks (Continued)

	Member	Shape	Code Check	Lo...	...	Shear C...	Loc[ft]	Dir	...	phi*P...	phi*P...	phi*...	phi*...	...	Eqn
996	M1117	2L2 1/2x2 1/2...	.026	4.1...	4	.002	8.375	y	...	24.183	58.32	4.017	2.611	1	H1-...
997	M1120	2L2 1/2x2 1/2...	.026	4.1...	8	.002	0	y	...	24.183	58.32	4.017	2.611	1	H1-...
998	M1118	2L2 1/2x2 1/2...	.026	4.1...	4	.002	0	y	...	24.183	58.32	4.017	2.611	1	H1-...
999	M1122	2L2 1/2x2 1/2...	.026	4.1...	...	.002	0	y	4	24.183	58.32	4.017	2.611	1	H1-...
1000	M1119	2L2 1/2x2 1/2...	.026	4.1...	8	.002	8.375	y	...	24.183	58.32	4.017	2.611	1	H1-...
1001	M980	2L2 1/2x2 1/2...	.026	4.9...	...	.001	10.031	y	...	16.995	58.32	4.017	2.611	1	H1-...
1002	M981	2L2 1/2x2 1/2...	.025	5.12	4	.001	0	y	...	16.995	58.32	4.017	2.611	1	H1-...
1003	M1170	2L2 1/2x2 1/2...	.025	4.1...	4	.002	0	y	...	24.183	58.32	4.017	2.611	1	H1-...
1004	M1173	2L2 1/2x2 1/2...	.025	4.1...	...	.002	8.375	y	6	24.183	58.32	4.017	2.611	1	H1-...
1005	M1174	2L2 1/2x2 1/2...	.025	4.1...	...	.002	0	y	4	24.183	58.32	4.017	2.611	1	H1-...
1006	M1171	2L2 1/2x2 1/2...	.025	4.1...	8	.002	8.375	y	...	24.183	58.32	4.017	2.611	1	H1-...
1007	M1172	2L2 1/2x2 1/2...	.025	4.1...	8	.002	0	y	...	24.183	58.32	4.017	2.611	1	H1-...
1008	M1169	2L2 1/2x2 1/2...	.025	4.1...	4	.002	8.375	y	...	24.183	58.32	4.017	2.611	1	H1-...
1009	M897	2L2 1/2x2 1/2...	.025	4.1...	...	.002	0	y	...	24.183	58.32	4.017	2.611	1	H1-...
1010	M900	2L2 1/2x2 1/2...	.025	4.1...	...	.002	0	y	...	24.183	58.32	4.017	2.611	1	H1-...
1011	M978	2L2 1/2x2 1/2...	.025	4.9...	8	.001	0	y	...	16.995	58.32	4.017	2.611	1	H1-...
1012	M949	2L2 1/2x2 1/2...	.025	4.1...	...	.002	8.375	y	6	24.183	58.32	4.017	2.611	1	H1-...
1013	M984	2L2 1/2x2 1/2...	.025	4.9...	8	.001	10.031	y	...	16.995	58.32	4.017	2.611	1	H1-...
1014	M952	2L2 1/2x2 1/2...	.025	4.1...	...	.002	0	y	...	24.183	58.32	4.017	2.611	1	H1-...
1015	M1053	2L2 1/2x2 1/2...	.025	4.1...	...	.002	8.375	y	6	24.183	58.32	4.017	2.611	1	H1-...
1016	M1001	2L2 1/2x2 1/2...	.025	4.1...	...	.002	8.375	y	6	24.183	58.32	4.017	2.611	1	H1-...
1017	M1105	2L2 1/2x2 1/2...	.025	4.1...	...	.002	0	y	6	24.183	58.32	4.017	2.611	1	H1-...
1018	M1032	2L2 1/2x2 1/2...	.025	4.9...	...	.001	0	y	...	16.995	58.32	4.017	2.611	1	H1-...
1019	M1106	2L2 1/2x2 1/2...	.025	4.1...	...	.002	8.375	y	...	24.183	58.32	4.017	2.611	1	H1-...
1020	M1004	2L2 1/2x2 1/2...	.025	4.1...	...	.002	0	y	...	24.183	58.32	4.017	2.611	1	H1-...
1021	M1056	2L2 1/2x2 1/2...	.025	4.1...	...	.002	0	y	...	24.183	58.32	4.017	2.611	1	H1-...
1022	M1033	2L2 1/2x2 1/2...	.025	5.12	4	.001	10.031	y	...	16.995	58.32	4.017	2.611	1	H1-...
1023	M983	2L2 1/2x2 1/2...	.025	5.12	4	.001	0	y	...	16.995	58.32	4.017	2.611	1	H1-...
1024	M982	2L2 1/2x2 1/2...	.025	4.9...	...	.001	0	y	...	16.995	58.32	4.017	2.611	1	H1-...
1025	M1225	2L2 1/2x2 1/2...	.025	4.1...	...	.002	0	y	...	24.183	58.32	4.017	2.611	1	H1-...
1026	M1222	2L2 1/2x2 1/2...	.025	4.1...	4	.002	0	y	...	24.183	58.32	4.017	2.611	1	H1-...
1027	M1221	2L2 1/2x2 1/2...	.025	4.1...	4	.002	0	y	...	24.183	58.32	4.017	2.611	1	H1-...
1028	M1226	2L2 1/2x2 1/2...	.025	4.1...	...	.002	0	y	...	24.183	58.32	4.017	2.611	1	H1-...
1029	M1224	2L2 1/2x2 1/2...	.025	4.1...	8	.002	0	y	...	24.183	58.32	4.017	2.611	1	H1-...
1030	M979	2L2 1/2x2 1/2...	.025	5.12	...	.001	0	y	...	16.995	58.32	4.017	2.611	1	H1-...
1031	M1223	2L2 1/2x2 1/2...	.025	4.1...	8	.002	8.375	y	...	24.183	58.32	4.017	2.611	1	H1-...
1032	M1157	2L2 1/2x2 1/2...	.025	4.1...	...	.002	8.375	y	6	24.183	58.32	4.017	2.611	1	H1-...
1033	M985	2L2 1/2x2 1/2...	.025	5.12	...	.001	10.031	y	...	16.995	58.32	4.017	2.611	1	H1-...
1034	M1160	2L2 1/2x2 1/2...	.025	4.1...	...	.002	0	y	...	24.183	58.32	4.017	2.611	1	H1-...
1035	M898	2L2 1/2x2 1/2...	.025	4.1...	...	.002	0	y	...	24.183	58.32	4.017	2.611	1	H1-...
1036	M950	2L2 1/2x2 1/2...	.025	4.1...	...	.002	8.375	y	...	24.183	58.32	4.017	2.611	1	H1-...
1037	M899	2L2 1/2x2 1/2...	.025	4.1...	...	.002	0	y	6	24.183	58.32	4.017	2.611	1	H1-...
1038	M1108	2L2 1/2x2 1/2...	.025	4.1...	...	.002	0	y	...	24.183	58.32	4.017	2.611	1	H1-...
1039	M1054	2L2 1/2x2 1/2...	.025	4.1...	...	.002	8.375	y	...	24.183	58.32	4.017	2.611	1	H1-...
1040	M1002	2L2 1/2x2 1/2...	.025	4.1...	...	.002	8.375	y	...	24.183	58.32	4.017	2.611	1	H1-...
1041	M951	2L2 1/2x2 1/2...	.025	4.1...	4	.002	0	y	6	24.183	58.32	4.017	2.611	1	H1-...
1042	M1210	2L2 1/2x2 1/2...	.025	4.1...	...	.002	8.375	y	...	24.183	58.32	4.017	2.611	1	H1-...
1043	M1158	2L2 1/2x2 1/2...	.025	4.1...	...	.002	8.375	y	...	24.183	58.32	4.017	2.611	1	H1-...
1044	M1209	2L2 1/2x2 1/2...	.025	4.1...	...	.002	8.375	y	6	24.183	58.32	4.017	2.611	1	H1-...
1045	M1212	2L2 1/2x2 1/2...	.025	4.1...	6	.002	0	y	...	24.183	58.32	4.017	2.611	1	H1-...
1046	M1055	2L2 1/2x2 1/2...	.025	4.1...	4	.002	0	y	6	24.183	58.32	4.017	2.611	1	H1-...
1047	M1003	2L2 1/2x2 1/2...	.025	4.1...	4	.002	0	y	6	24.183	58.32	4.017	2.611	1	H1-...
1048	M1107	2L2 1/2x2 1/2...	.025	4.1...	...	.002	8.375	y	6	24.183	58.32	4.017	2.611	1	H1-...
1049	M1034	2L2 1/2x2 1/2...	.025	4.9...	8	.001	0	y	...	16.995	58.32	4.017	2.611	1	H1-...
1050	M1211	2L2 1/2x2 1/2...	.025	4.1...	4	.002	0	y	6	24.183	58.32	4.017	2.611	1	H1-...
1051	M1030	2L2 1/2x2 1/2...	.025	4.9...	8	.001	0	y	...	16.995	58.32	4.017	2.611	1	H1-...
1052	M1159	2L2 1/2x2 1/2...	.025	4.1...	...	.002	0	y	6	24.183	58.32	4.017	2.611	1	H1-...

Envelope AISC 14th(360-10): LRFD Steel Code Checks (Continued)

	Member	Shape	Code Check	Lo...	...	Shear C...	Loc[ft]	Dir	...	phi*P...	phi*P...	phi*...	phi*...	...	Eqn
1053	M1036	2L2 1/2x2 1/2...	.025	4.9...	4	.001	0	y	...	16.995	58.32	4.017	2.611	1	H1-...
1054	M1037	2L2 1/2x2 1/2...	.025	5.12	...	.001	10.031	y	...	16.995	58.32	4.017	2.611	1	H1-...
1055	M1035	2L2 1/2x2 1/2...	.025	5.12	...	.001	0	y	...	16.995	58.32	4.017	2.611	1	H1-...
1056	M1031	2L2 1/2x2 1/2...	.025	5.12	...	.001	10.031	y	...	16.995	58.32	4.017	2.611	1	H1-...
1057	M869	2L2 1/2x2 1/2...	.024	3.9...	8	.002	7.896	y	4	26.617	58.32	4.017	2.611	1	H1-...
1058	M866	2L2 1/2x2 1/2...	.024	3.9...	...	.002	7.896	y	...	26.617	58.32	4.017	2.611	1	H1-...
1059	M868	2L2 1/2x2 1/2...	.024	3.9...	4	.002	7.896	y	8	26.617	58.32	4.017	2.611	1	H1-...
1060	M867	2L2 1/2x2 1/2...	.024	3.9...	...	.002	7.896	y	...	26.617	58.32	4.017	2.611	1	H1-...
1061	M1084	2L2 1/2x2 1/2...	.024	4.9...	...	.001	0	y	...	16.995	58.32	4.017	2.611	1	H1-...
1062	M1085	2L2 1/2x2 1/2...	.024	5.12	4	.001	0	y	...	16.995	58.32	4.017	2.611	1	H1-...
1063	M919	2L2 1/2x2 1/2...	.024	3.9...	8	.002	7.896	y	4	26.617	58.32	4.017	2.611	1	H1-...
1064	M1086	2L2 1/2x2 1/2...	.024	4.9...	8	.001	10.031	y	...	16.995	58.32	4.017	2.611	1	H1-...
1065	M918	2L2 1/2x2 1/2...	.024	3.9...	...	.002	7.896	y	...	26.617	58.32	4.017	2.611	1	H1-...
1066	M920	2L2 1/2x2 1/2...	.024	3.9...	4	.002	7.896	y	...	26.617	58.32	4.017	2.611	1	H1-...
1067	M1082	2L2 1/2x2 1/2...	.024	4.9...	8	.001	10.031	y	...	16.995	58.32	4.017	2.611	1	H1-...
1068	M921	2L2 1/2x2 1/2...	.024	3.9...	...	.002	7.896	y	...	26.617	58.32	4.017	2.611	1	H1-...
1069	M1088	2L2 1/2x2 1/2...	.024	4.9...	4	.001	10.031	y	...	16.995	58.32	4.017	2.611	1	H1-...
1070	M1089	2L2 1/2x2 1/2...	.024	5.12	...	.001	10.031	y	...	16.995	58.32	4.017	2.611	1	H1-...
1071	M1087	2L2 1/2x2 1/2...	.024	5.12	...	.001	0	y	...	16.995	58.32	4.017	2.611	1	H1-...
1072	M1134	2L2 1/2x2 1/2...	.024	4.9...	...	.001	10.031	y	...	16.995	58.32	4.017	2.611	1	H1-...
1073	M1135	2L2 1/2x2 1/2...	.024	5.12	4	.001	0	y	...	16.995	58.32	4.017	2.611	1	H1-...
1074	M1083	2L2 1/2x2 1/2...	.024	5.12	...	.001	0	y	...	16.995	58.32	4.017	2.611	1	H1-...
1075	M1140	2L2 1/2x2 1/2...	.024	4.9...	8	.001	10.031	y	...	16.995	58.32	4.017	2.611	1	H1-...
1076	M1136	2L2 1/2x2 1/2...	.024	4.9...	8	.001	10.031	y	...	16.995	58.32	4.017	2.611	1	H1-...
1077	M1139	2L2 1/2x2 1/2...	.024	5.12	4	.001	0	y	...	16.995	58.32	4.017	2.611	1	H1-...
1078	M1138	2L2 1/2x2 1/2...	.024	4.9...	...	.001	0	y	...	16.995	58.32	4.017	2.611	1	H1-...
1079	M1023	2L2 1/2x2 1/2...	.024	3.9...	...	.002	7.896	y	...	26.617	58.32	4.017	2.611	1	H1-...
1080	M1141	2L2 1/2x2 1/2...	.024	5.12	...	.001	0	y	...	16.995	58.32	4.017	2.611	1	H1-...
1081	M1127	2L2 1/2x2 1/2...	.023	3.9...	...	.002	7.896	y	...	26.617	58.32	4.017	2.611	1	H1-...
1082	M1137	2L2 1/2x2 1/2...	.023	5.12	...	.001	10.031	y	...	16.995	58.32	4.017	2.611	1	H1-...
1083	M1022	2L2 1/2x2 1/2...	.023	3.9...	...	.002	7.896	y	...	26.617	58.32	4.017	2.611	1	H1-...
1084	M1024	2L2 1/2x2 1/2...	.023	3.9...	4	.002	7.896	y	...	26.617	58.32	4.017	2.611	1	H1-...
1085	M1126	2L2 1/2x2 1/2...	.023	3.9...	...	.002	7.896	y	...	26.617	58.32	4.017	2.611	1	H1-...
1086	M1025	2L2 1/2x2 1/2...	.023	3.9...	...	.002	7.896	y	4	26.617	58.32	4.017	2.611	1	H1-...
1087	M1128	2L2 1/2x2 1/2...	.023	3.9...	...	.002	7.896	y	...	26.617	58.32	4.017	2.611	1	H1-...
1088	M1075	2L2 1/2x2 1/2...	.023	3.9...	...	.002	7.896	y	...	26.617	58.32	4.017	2.611	1	H1-...
1089	M1074	2L2 1/2x2 1/2...	.023	3.9...	...	.002	7.896	y	...	26.617	58.32	4.017	2.611	1	H1-...
1090	M1129	2L2 1/2x2 1/2...	.023	3.9...	...	.002	7.896	y	4	26.617	58.32	4.017	2.611	1	H1-...
1091	M971	2L2 1/2x2 1/2...	.023	3.9...	8	.002	7.896	y	...	26.617	58.32	4.017	2.611	1	H1-...
1092	M1076	2L2 1/2x2 1/2...	.023	3.9...	...	.002	7.896	y	...	26.617	58.32	4.017	2.611	1	H1-...
1093	M970	2L2 1/2x2 1/2...	.023	3.9...	...	.002	7.896	y	...	26.617	58.32	4.017	2.611	1	H1-...
1094	M972	2L2 1/2x2 1/2...	.023	3.9...	4	.002	7.896	y	...	26.617	58.32	4.017	2.611	1	H1-...
1095	M973	2L2 1/2x2 1/2...	.023	3.9...	...	.002	7.896	y	4	26.617	58.32	4.017	2.611	1	H1-...
1096	M1077	2L2 1/2x2 1/2...	.023	3.9...	...	.002	7.896	y	...	26.617	58.32	4.017	2.611	1	H1-...
1097	M1179	2L2 1/2x2 1/2...	.023	3.9...	...	.002	7.896	y	4	26.617	58.32	4.017	2.611	1	H1-...
1098	M1186	2L2 1/2x2 1/2...	.023	4.9...	...	.001	10.031	y	...	16.995	58.32	4.017	2.611	1	H1-...
1099	M1187	2L2 1/2x2 1/2...	.023	5.12	4	.001	10.031	y	...	16.995	58.32	4.017	2.611	1	H1-...
1100	M1180	2L2 1/2x2 1/2...	.023	3.9...	...	.002	7.896	y	8	26.617	58.32	4.017	2.611	1	H1-...
1101	M1178	2L2 1/2x2 1/2...	.023	3.9...	...	.002	7.896	y	8	26.617	58.32	4.017	2.611	1	H1-...
1102	M1188	2L2 1/2x2 1/2...	.023	4.9...	8	.001	0	y	...	16.995	58.32	4.017	2.611	1	H1-...
1103	M1181	2L2 1/2x2 1/2...	.023	3.9...	...	.002	7.896	y	4	26.617	58.32	4.017	2.611	1	H1-...
1104	M1193	2L2 1/2x2 1/2...	.023	5.12	4	.001	0	y	...	16.995	58.32	4.017	2.611	1	H1-...
1105	M1192	2L2 1/2x2 1/2...	.023	4.9...	...	.001	0	y	...	16.995	58.32	4.017	2.611	1	H1-...
1106	M1190	2L2 1/2x2 1/2...	.023	4.9...	8	.001	0	y	...	16.995	58.32	4.017	2.611	1	H1-...
1107	M1189	2L2 1/2x2 1/2...	.023	5.12	...	.001	10.031	y	...	16.995	58.32	4.017	2.611	1	H1-...
1108	M1191	2L2 1/2x2 1/2...	.023	5.12	...	.001	0	y	...	16.995	58.32	4.017	2.611	1	H1-...
1109	M1240	2L2 1/2x2 1/2...	.023	4.9...	...	.001	10.031	y	...	16.995	58.32	4.017	2.611	1	H1-...

Envelope AISC 14th(360-10): LRFD Steel Code Checks (Continued)

	Member	Shape	Code Check	Lo...	...	Shear C...	Loc[ft]	Dir	...	phi*P...	phi*P...	phi*...	phi*...	...	Eqn
1110	M1241	2L2 1/2x2 1/2...	.023	5.12	4	.001	0	y	...	16.995	58.32	4.017	2.611	1	H1-...
1111	M1231	2L2 1/2x2 1/2...	.023	3.9...	...	.002	7.896	y	...	26.617	58.32	4.017	2.611	1	H1-...
1112	M1232	2L2 1/2x2 1/2...	.023	3.9...	...	.002	7.896	y	8	26.617	58.32	4.017	2.611	1	H1-...
1113	M1245	2L2 1/2x2 1/2...	.023	5.12	...	.001	0	y	8	16.995	58.32	4.017	2.611	1	H1-...
1114	M1244	2L2 1/2x2 1/2...	.023	4.9...	4	.001	10.031	y	8	16.995	58.32	4.017	2.611	1	H1-...
1115	M1230	2L2 1/2x2 1/2...	.023	3.9...	...	.002	7.896	y	8	26.617	58.32	4.017	2.611	1	H1-...
1116	M1238	2L2 1/2x2 1/2...	.023	4.9...	8	.001	10.031	y	4	16.995	58.32	4.017	2.611	1	H1-...
1117	M1233	2L2 1/2x2 1/2...	.023	3.9...	...	.002	7.896	y	...	26.617	58.32	4.017	2.611	1	H1-...
1118	M1239	2L2 1/2x2 1/2...	.023	5.12	...	.001	10.031	y	4	16.995	58.32	4.017	2.611	1	H1-...
1119	M1242	2L2 1/2x2 1/2...	.023	4.9...	8	.001	10.031	y	...	16.995	58.32	4.017	2.611	1	H1-...
1120	M1243	2L2 1/2x2 1/2...	.023	5.12	...	.001	0	y	...	16.995	58.32	4.017	2.611	1	H1-...
1121	M70	L3x3x3/16_H...	.022	0	...	.005	0	y	...	12.187	35.316	.509	2.096	1	H2-1
1122	M62	L3x3x3/16_H...	.021	0	...	.006	0	y	...	12.187	35.316	.509	2.096	1	H2-1
1123	M86	L3x3x3/16_H...	.019	0	...	.006	0	y	...	12.187	35.316	.509	2.096	1	H2-1
1124	M852	C4x7.2	.018	2.6...	...	.003	5.375	y	...	23.079	69.012	1.456	6.795	1	H1-...
1125	M851	C4x7.2	.018	2.6...	...	.003	0	y	...	23.079	69.012	1.456	6.795	1	H1-...
1126	M865	C4x7.2	.018	2.1...	...	.002	4.243	y	4	34.823	69.012	1.456	7.076	1	H1-...
1127	M78	L3x3x3/16_H...	.018	0	...	.005	0	y	...	12.187	35.316	.509	2.096	1	H2-1
1128	M110	L3x3x3/16_H...	.016	0	...	.005	7.523	y	...	12.187	35.316	.509	2.096	1	H2-1
1129	M54	L3x3x3/16_H...	.015	0	...	.006	0	y	...	12.187	35.316	.509	2.096	1	H2-1
1130	M806	LL4x4x8x3	.014	3.9...	...	.002	0	y	...	176.0...	243	25.894	16.851	1	H1-...
1131	M799	LL4x4x8x3	.014	3.9...	4	.002	0	y	8	176.0...	243	25.894	16.851	1	H1-...
1132	M801	LL4x4x8x3	.014	3.9...	...	.002	7.896	y	...	176.0...	243	25.894	16.851	1	H1-...
1133	M800	LL4x4x8x3	.014	3.9...	8	.002	0	y	4	176.0...	243	25.894	16.851	1	H1-...
1134	M68	L3x3x3/16_H...	.013	0	...	.005	0	y	...	23.838	35.316	.509	2.515	1	H2-1
1135	M60	L3x3x3/16_H...	.013	0	...	.005	0	y	...	23.838	35.316	.509	2.515	1	H2-1
1136	M94	L3x3x3/16_H...	.013	0	...	.006	7.523	y	...	12.187	35.316	.509	2.096	1	H2-1
1137	M901	2L2 1/2x2 1/2...	.013	2.9...	4	.001	0	y	4	37.234	58.32	4.017	2.611	1	H1-...
1138	M904	2L2 1/2x2 1/2...	.013	2.9...	4	.001	5.922	y	4	37.234	58.32	4.017	2.611	1	H1-...
1139	M905	2L2 1/2x2 1/2...	.013	2.9...	...	.001	0	y	...	37.234	58.32	4.017	2.611	1	H1-...
1140	M908	2L2 1/2x2 1/2...	.013	2.9...	...	.001	5.922	y	...	37.234	58.32	4.017	2.611	1	H1-...
1141	M958	2L2 1/2x2 1/2...	.013	2.9...	...	.002	5.922	y	...	37.234	58.32	4.017	2.611	1	H1-...
1142	M959	2L2 1/2x2 1/2...	.013	2.9...	4	.002	0	y	...	37.234	58.32	4.017	2.611	1	H1-...
1143	M953	2L2 1/2x2 1/2...	.013	2.9...	4	.002	0	y	...	37.234	58.32	4.017	2.611	1	H1-...
1144	M955	2L2 1/2x2 1/2...	.013	2.9...	...	.002	0	y	...	37.234	58.32	4.017	2.611	1	H1-...
1145	M1110	2L2 1/2x2 1/2...	.013	2.9...	...	.002	5.922	y	...	37.234	58.32	4.017	2.611	1	H1-...
1146	M1111	2L2 1/2x2 1/2...	.013	2.9...	4	.002	0	y	...	37.234	58.32	4.017	2.611	1	H1-...
1147	M1062	2L2 1/2x2 1/2...	.013	2.9...	...	.002	5.922	y	...	37.234	58.32	4.017	2.611	1	H1-...
1148	M1114	2L2 1/2x2 1/2...	.013	2.9...	4	.001	5.922	y	...	37.234	58.32	4.017	2.611	1	H1-...
1149	M1063	2L2 1/2x2 1/2...	.013	2.9...	4	.002	0	y	...	37.234	58.32	4.017	2.611	1	H1-...
1150	M1115	2L2 1/2x2 1/2...	.013	2.9...	...	.001	0	y	...	37.234	58.32	4.017	2.611	1	H1-...
1151	M1010	2L2 1/2x2 1/2...	.013	2.9...	...	.002	5.922	y	...	37.234	58.32	4.017	2.611	1	H1-...
1152	M1057	2L2 1/2x2 1/2...	.013	2.9...	4	.002	0	y	...	37.234	58.32	4.017	2.611	1	H1-...
1153	M907	2L2 1/2x2 1/2...	.013	2.9...	8	.001	0	y	...	37.234	58.32	4.017	2.611	1	H1-...
1154	M1011	2L2 1/2x2 1/2...	.013	2.9...	4	.002	0	y	...	37.234	58.32	4.017	2.611	1	H1-...
1155	M1059	2L2 1/2x2 1/2...	.013	2.9...	...	.002	0	y	...	37.234	58.32	4.017	2.611	1	H1-...
1156	M902	2L2 1/2x2 1/2...	.013	2.9...	8	.001	5.922	y	8	37.234	58.32	4.017	2.611	1	H1-...
1157	M1005	2L2 1/2x2 1/2...	.013	2.9...	4	.002	0	y	...	37.234	58.32	4.017	2.611	1	H1-...
1158	M1007	2L2 1/2x2 1/2...	.013	2.9...	...	.002	0	y	...	37.234	58.32	4.017	2.611	1	H1-...
1159	M906	2L2 1/2x2 1/2...	.013	2.9...	...	.001	5.922	y	...	37.234	58.32	4.017	2.611	1	H1-...
1160	M954	2L2 1/2x2 1/2...	.013	2.9...	8	.002	5.922	y	...	37.234	58.32	4.017	2.611	1	H1-...
1161	M956	2L2 1/2x2 1/2...	.013	2.9...	8	.002	5.922	y	...	37.234	58.32	4.017	2.611	1	H1-...
1162	M903	2L2 1/2x2 1/2...	.012	2.9...	...	.001	0	y	...	37.234	58.32	4.017	2.611	1	H1-...
1163	M1166	2L2 1/2x2 1/2...	.012	2.9...	...	.002	5.922	y	...	37.234	58.32	4.017	2.611	1	H1-...
1164	M1167	2L2 1/2x2 1/2...	.012	2.9...	4	.002	0	y	...	37.234	58.32	4.017	2.611	1	H1-...
1165	M957	2L2 1/2x2 1/2...	.012	2.9...	...	.002	0	y	...	37.234	58.32	4.017	2.611	1	H1-...
1166	M1161	2L2 1/2x2 1/2...	.012	2.9...	4	.001	0	y	...	37.234	58.32	4.017	2.611	1	H1-...

Envelope AISC 14th(360-10): LRFD Steel Code Checks (Continued)

	Member	Shape	Code Check	Lo...	...	Shear C...	Loc[ft]	Dir	...	phi*P...	phi*P...	phi*...	phi*...	...	Eqn
1167	M1163	2L2 1/2x2 1/2...	.012	2.9...	...	.001	0	y	...	37.234	58.32	4.017	2.611	1	H1-...
1168	M960	2L2 1/2x2 1/2...	.012	2.9...	...	.002	5.922	y	...	37.234	58.32	4.017	2.611	1	H1-...
1169	M1113	2L2 1/2x2 1/2...	.012	2.9...	8	.002	0	y	...	37.234	58.32	4.017	2.611	1	H1-...
1170	M1116	2L2 1/2x2 1/2...	.012	2.9...	8	.001	5.922	y	...	37.234	58.32	4.017	2.611	1	H1-...
1171	M1058	2L2 1/2x2 1/2...	.012	2.9...	8	.002	5.922	y	...	37.234	58.32	4.017	2.611	1	H1-...
1172	M1060	2L2 1/2x2 1/2...	.012	2.9...	8	.002	5.922	y	...	37.234	58.32	4.017	2.611	1	H1-...
1173	M1006	2L2 1/2x2 1/2...	.012	2.9...	8	.002	5.922	y	...	37.234	58.32	4.017	2.611	1	H1-...
1174	M1008	2L2 1/2x2 1/2...	.012	2.9...	8	.002	5.922	y	...	37.234	58.32	4.017	2.611	1	H1-...
1175	M1061	2L2 1/2x2 1/2...	.012	2.9...	...	.002	0	y	...	37.234	58.32	4.017	2.611	1	H1-...
1176	M1109	2L2 1/2x2 1/2...	.012	2.9...	...	.002	0	y	...	37.234	58.32	4.017	2.611	1	H1-...
1177	M1009	2L2 1/2x2 1/2...	.012	2.9...	...	.002	0	y	...	37.234	58.32	4.017	2.611	1	H1-...
1178	M1064	2L2 1/2x2 1/2...	.012	2.9...	...	.002	5.922	y	...	37.234	58.32	4.017	2.611	1	H1-...
1179	M1112	2L2 1/2x2 1/2...	.012	2.9...	...	.002	5.922	y	...	37.234	58.32	4.017	2.611	1	H1-...
1180	M1012	2L2 1/2x2 1/2...	.012	2.9...	...	.002	5.922	y	...	37.234	58.32	4.017	2.611	1	H1-...
1181	M1162	2L2 1/2x2 1/2...	.012	2.9...	8	.001	5.922	y	...	37.234	58.32	4.017	2.611	1	H1-...
1182	M1164	2L2 1/2x2 1/2...	.012	2.9...	8	.001	5.922	y	...	37.234	58.32	4.017	2.611	1	H1-...
1183	M1218	2L2 1/2x2 1/2...	.012	2.9...	...	.002	5.922	y	...	37.234	58.32	4.017	2.611	1	H1-...
1184	M1219	2L2 1/2x2 1/2...	.012	2.9...	4	.002	0	y	...	37.234	58.32	4.017	2.611	1	H1-...
1185	M1213	2L2 1/2x2 1/2...	.012	2.9...	4	.002	0	y	...	37.234	58.32	4.017	2.611	1	H1-...
1186	M1215	2L2 1/2x2 1/2...	.012	2.9...	...	.002	0	y	...	37.234	58.32	4.017	2.611	1	H1-...
1187	M1165	2L2 1/2x2 1/2...	.012	2.9...	...	.002	0	y	...	37.234	58.32	4.017	2.611	1	H1-...
1188	M1168	2L2 1/2x2 1/2...	.012	2.9...	...	.002	5.922	y	...	37.234	58.32	4.017	2.611	1	H1-...
1189	M1217	2L2 1/2x2 1/2...	.012	2.9...	...	.002	0	y	...	37.234	58.32	4.017	2.611	1	H1-...
1190	M1220	2L2 1/2x2 1/2...	.012	2.9...	...	.002	5.922	y	...	37.234	58.32	4.017	2.611	1	H1-...
1191	M1214	2L2 1/2x2 1/2...	.012	2.9...	8	.002	5.922	y	...	37.234	58.32	4.017	2.611	1	H1-...
1192	M1216	2L2 1/2x2 1/2...	.012	2.9...	8	.002	5.922	y	...	37.234	58.32	4.017	2.611	1	H1-...
1193	M84	L3x3x3/16_H...	.012	0	...	.005	4.188	y	...	23.838	35.316	.509	2.515	1	H2-1
1194	M76	L3x3x3/16_H...	.012	0	...	.005	4.188	y	...	23.838	35.316	.509	2.515	1	H2-1
1195	M102	L3x3x3/16_H...	.012	0	...	.005	0	y	...	12.187	35.316	.509	2.096	1	H2-1
1196	M108	L3x3x3/16_H...	.011	0	...	.005	0	y	...	23.838	35.316	.509	2.515	1	H2-1
1197	M52	L3x3x3/16_H...	.011	0	...	.005	0	y	...	23.838	35.316	.509	2.515	1	H2-1
1198	M92	L3x3x3/16_H...	.010	0	...	.005	4.188	y	...	23.838	35.316	.509	2.515	1	H2-1
1199	M100	L3x3x3/16_H...	.010	0	...	.005	0	y	...	23.838	35.316	.509	2.515	1	H2-1
1200	M1307	L2 1/2x2 1/2x...	.007	0	...	.002	8.375	y	...	4.943	29.225	.351	1.342	1	H2-1
1201	M1306	L2 1/2x2 1/2x...	.007	0	...	.002	8.375	y	6	4.943	29.225	.351	1.342	1	H2-1
1202	M1309	L2 1/2x2 1/2x...	.007	0	...	.002	0	y	...	4.943	29.225	.351	1.342	1	H2-1
1203	M1308	L2 1/2x2 1/2x...	.007	0	...	.002	8.375	y	6	4.943	29.225	.351	1.342	1	H2-1
1204	M845	C4x7.2	.003	2.0...	...	.003	0	y	...	35.442	69.012	1.456	7.09	1	H1-...
1205	M860	C4x7.2	.003	2.0...	...	.003	4.188	y	8	35.442	69.012	1.456	7.09	1	H1-...
1206	M862	C4x7.2	.003	2.0...	8	.003	4.188	y	4	35.442	69.012	1.456	7.09	1	H1-...
1207	M849	C4x7.2	.003	2.0...	...	.003	0	y	4	35.442	69.012	1.456	7.09	1	H1-...
1208	M863	C4x7.2	.003	2.0...	...	.003	4.188	y	...	35.442	69.012	1.456	7.09	1	H1-...
1209	M847	C4x7.2	.003	2.0...	4	.003	0	y	8	35.442	69.012	1.456	7.09	1	H1-...
1210	M1302	L2 1/2x2 1/2x...	.002	0	...	.001	4.188	y	4	16.851	29.225	.351	1.699	1	H2-1
1211	M1298	L2 1/2x2 1/2x...	.002	0	...	.001	4.188	y	...	16.851	29.225	.351	1.699	1	H2-1
1212	M1303	L2 1/2x2 1/2x...	.002	0	...	.001	4.188	y	...	16.851	29.225	.351	1.699	1	H2-1
1213	M1304	L2 1/2x2 1/2x...	.002	0	...	.001	0	y	...	16.851	29.225	.351	1.699	1	H2-1
1214	M1299	L2 1/2x2 1/2x...	.002	0	...	.001	0	y	...	16.851	29.225	.351	1.699	1	H2-1
1215	M1305	L2 1/2x2 1/2x...	.002	0	...	.001	0	y	...	16.851	29.225	.351	1.699	1	H2-1
1216	M1301	L2 1/2x2 1/2x...	.002	0	...	.001	0	y	...	16.851	29.225	.351	1.699	1	H2-1
1217	M1300	L2 1/2x2 1/2x...	.002	0	...	.001	4.188	y	...	16.851	29.225	.351	1.699	1	H2-1

Joint Boundary Conditions

	Joint Label	X [k/in]	Y [k/in]	Z [k/in]	X Rot.[k-ft/rad]	Y Rot.[k-ft/rad]	Z Rot.[k-ft/rad]
1	N441	Reaction	Reaction	Reaction		Reaction	
2	N442	Reaction	Reaction	Reaction		Reaction	
3	N443	Reaction	Reaction	Reaction		Reaction	
4	N444	Reaction	Reaction	Reaction		Reaction	

Built-Up Double Channel Modifications

TAG0053 (10136365) CHESHIRE
GPD Project #: 2021706.25

Steel Specification	AISC 14th Red Book
Code	TIA-222-G
Number of Sections	7
Max Capacity	105%

Existing Member								Modification							Built-Up Member															Member Analysis				
Section	Member	Member Type	Area (in^2)	I_x (in^4)	r_x (in)	r_y (in)	Ka/r_x	Mod Type	Area (in^2)	I_x (in^4)	r_x (in)	r_y (in)	Ka/r_x	Connection Type	K	K_y	L_y (in)	a (in)	h (in)	Area (in^2)	$I_{x,-}$ (in^4)	$r_{x,-}$ (in)	$(KL/r)_{y,0}$	r_y (in)	r_0 (in)	α	$(KL/r)_{y,0i}$	K_a	$r_{y,0i}$ (in.)	Stiffness Only	$.75(KL/r)_{y,0i}$	$(Ka/r)_{new}$	Design met?	$(KL/r)_y$	K Multiplier
T1	Inner Supp	C12x20.7	6.080	129.000	4.606	0.797	5.21	C12x20.7	6.08	129.000	4.606	0.797	5.21	bolted	1	0.86	216.37	24	0.000	12.160	258.000	4.606	46.975	0.797	4.606	0.000	5.210	0.03	6.51	No	136.23	30.12	Yes	5.210	0.03
T2	Horz	C10x20	5.870	78.900	3.666	0.691	6.55	C10x20	5.87	78.900	3.666	0.691	6.55	bolted	1	0.86	201	24	0.000	11.740	157.800	3.666	54.825	0.691	3.666	0.000	6.546	0.07	5.18	No	71.65	34.75	Yes	6.546	0.07
T10	Inner Supp	C4x7.2	2.130	4.580	1.466	0.447	16.37	C4x7.2	2.13	4.580	1.466	0.447	16.37	bolted	1	0.86	71.06	24	0.000	4.260	9.160	1.466	48.463	0.447	1.466	0.000	16.367	0.09	2.07	No	135.65	53.73	Yes	16.367	0.09
T10	Inner Sq	C4x7.2	2.130	4.580	1.466	0.447	16.37	C4x7.2	2.13	4.580	1.466	0.447	16.37	bolted	1	0.86	100.5	24	0.000	4.260	9.160	1.466	68.537	0.447	1.466	0.000	16.367	0.06	2.07	No	191.84	53.73	Yes	16.367	0.06
T10	Inner Ladder	C4x7.2	2.130	4.580	1.466	0.447	16.37	C4x7.2	2.13	4.580	1.466	0.447	16.37	bolted	1	0.86	52.23	24	0.000	4.260	9.160	1.466	35.619	0.447	1.466	0.000	16.367	0.12	2.07	No	99.70	53.73	Yes	16.367	0.12
T10	Inner Tri	C4x7.2	2.130	4.580	1.466	0.447	16.37	C4x7.2	2.13	4.580	1.466	0.447	16.37	bolted	1	0.86	100.5	24	0.000	4.260	9.160	1.466	68.537	0.447	1.466	0.000	16.367	0.13	2.07	No	95.92	53.73	Yes	16.367	0.13
T10	Inner Brace	C4x7.2	2.130	4.580	1.466	0.447	16.37	C4x7.2	2.13	4.580	1.466	0.447	16.37	bolted	1	0.86	50.25	24	0.000	4.260	9.160	1.466	34.268	0.447	1.466	0.000	16.367	0.13	2.07	No	95.92	53.73	Yes	16.367	0.13

Existing Member								Modification							Built-Up Member															Member Analysis				
Section	Member	Member Type	Area (in^2)	I_x (in^4)	r_x (in)	r_y (in)	Ka/r_x	Mod Type	Area (in^2)	I_x (in^4)	r_x (in)	r_y (in)	Ka/r_x	Connection Type	K	K_y	L_y (in)	a (in)	h (in)	Area (in^2)	$I_{x,-}$ (in^4)	$r_{x,-}$ (in)	$(KL/r)_{y,0}$	r_y (in)	r_0 (in)	α	$(KL/r)_{y,0i}$	K_a	$r_{y,0i}$ (in.)	Stiffness Only	$.75(KL/r)_{y,0i}$	$(Ka/r)_{new}$	Design met?	$(KL/r)_y$	K Multiplier
T1	Inner Supp	C12x20.7	6.080	3.860	0.797	0.797	30.12	C12x20.7	6.08	3.860	0.797	0.797	30.12	bolted	1	0.86	216.37	24	1.771	12.160	17.255	1.191	181.643	0.797	0.797	1.111	30.121	0.17	1.68	No	136.23	30.12	Yes	30.121	0.17
T2	Horz	C10x20	5.870	2.800	0.691	0.691	34.75	C10x20	5.87	2.800	0.691	0.691	34.75	bolted	1	0.86	100.5	24	1.587	11.740	12.992	1.052	95.535	0.691	0.691	1.149	34.750	0.36	1.49	No	71.65	34.75	Yes	34.750	0.36
T10	Inner Supp	C4x7.2	2.130	0.425	0.447	0.447	53.73	C4x7.2	2.13	0.425	0.447	0.447	53.73	bolted	1	0.86	142.13	24	1.293	4.260	2.631	0.786	180.869	0.447	0.447	1.447	53.729	0.30	1.11	No	135.65	53.73	Yes	53.729	0.30
T10	Inner Sq	C4x7.2	2.130	0.425	0.447	0.447	53.73	C4x7.2	2.13	0.425	0.447	0.447	53.73	bolted	1	0.86	201	24	1.293	4.260	2.631	0.786	255.788	0.447	0.447	1.447	53.729	0.21	1.11	No	191.84	53.73	Yes	53.729	0.21
T10	Inner Ladder	C4x7.2	2.130	0.425	0.447	0.447	53.73	C4x7.2	2.13	0.425	0.447	0.447	53.73	bolted	1	0.86	104.46	24	1.293	4.260	2.631	0.786	152.933	0.447	0.447	1.447	53.729	0.40	1.11	No	99.70	53.73	Yes	53.729	0.40
T10	Inner Tri	C4x7.2	2.130	0.425	0.447	0.447	53.73	C4x7.2	2.13	0.425	0.447	0.447	53.73	bolted	1	0.86	100.5	24	1.293	4.260	2.631	0.786	127.894	0.447	0.447	1.447	53.729	0.42	1.11	No	95.92	53.73	Yes	53.729	0.42
T10	Inner Brace	C4x7.2	2.130	0.425	0.447	0.447	53.73	C4x7.2	2.13	0.425	0.447	0.447	53.73	bolted	1	0.86	100.5	24	1.293	4.260	2.631	0.786	127.894	0.447	0.447	1.447	53.729	0.42	1.11	No	95.92	53.73	Yes	53.729	0.42

Member Summary				Compression Analysis				Tension Analysis					
Section	Member	Original Member	Modification	k	P_u (k)	ϕPn (k)	Rating	P_u (k)	A_n (in^2)	U	A_e (in^2)	ϕPn (k)	Rating
T1	Inner Supp	C12x20.7	C12x20.7	0.17	70.10	375.61	18.7%	3.63	22.69	1.00	22.69	393.98	0.9%
T2	Horz	C10x20	C10x20	0.36	24.39	356.95	6.8%	4.20	11.03	1.00	11.03	380.38	1.1%
T10	Inner Supp	C4x7.2	C4x7.2	0.30	0.45	118.56	0.4%	0.60	7.56	1.00	7.56	138.02	0.4%
T10	Inner Sq	C4x7.2	C4x7.2	0.21	2.46	118.56	2.1%	0.24	7.56	1.00	7.56	138.02	0.2%
T10	Inner Ladder	C4x7.2	C4x7.2	0.40	1.71	118.56	1.4%	0.11	3.78	1.00	3.78	138.02	0.1%
T10	Inner Tri	C4x7.2	C4x7.2	0.42	0.64	118.56	0.5%	0.94	3.78	1.00	3.78	138.02	0.7%
T10	Inner Brace	C4x7.2	C4x7.2	0.42	0.59	118.56	0.5%	0.08	3.78	1.00	3.78	138.02	0.1%

Project #: 2021706.25

Bolt Checks

Section #	Elevation	Component Type	Bolt Grade	Bolt Size (in)	# of Bolts	Maximum Load (k)	Maximum Load per Bolt (k)	Allowable Load per Bolt (k)	Ratio	Allowable Ratio	% Capacity	Criteria
T1	250	Leg	A307	0.75	12	17.476	1.456	14.91	0.098	1.000	9.8%	Bolt Tension
		Leg Outer	A307	0.75	3	3.75	1.25	8.836	0.141	1.000	14.1%	Bolt Shear
		Top Girt	A307	0.75	2	15.65	7.825	17.892	0.437	1.000	43.7%	Bolt Shear
		Diagonal	A307	0.75	2	8.66	4.33	17.892	0.242	1.000	24.2%	Bolt Shear
		Diagonal Outer	A307	0.75	2	2.44	1.22	17.892	0.068	1.000	6.8%	Bolt Shear
		Redundant Horizontal	A307	0.75	2	2.053	1.026	8.057	0.127	1.000	12.7%	Member Block Shear
		Horizontal Outer	A307	0.75	6	34.033	5.672	17.892	0.317	1.000	31.7%	Bolt DS
		Inner Supp	A307	0.75	6	70.1	11.683	17.892	0.653	1.000	65.3%	Bolt DS
T2	237.5	Leg	A307	0.75	16	29.512	3.689	17.892	0.206	1.000	20.6%	Bolt DS
		Diagonal	A307	0.75	4	20.942	5.236	17.892	0.293	1.000	29.3%	Bolt Shear
		Inner Supp	A307	0.75	2	2.439	1.22	8.946	0.136	1.000	13.6%	Bolt Shear
		Horizontal	A307	0.75	4	24.388	6.097	17.892	0.341	1.000	34.1%	Bolt DS
T3	212.5	Leg	A307	0.75	16	63.789	7.974	17.892	0.446	1.000	44.6%	Bolt DS
		Horizontal	A307	0.75	3	15.266	5.089	17.892	0.284	1.000	28.4%	Bolt Shear
		Diagonal	A307	0.75	4	27.063	6.766	17.892	0.378	1.000	37.8%	Bolt Shear
		Inner Square	A307	0.75	2	3.519	1.76	16.114	0.109	1.000	10.9%	Member Block Shear
		Inner Corner	A307	0.75	2	4.283	2.142	16.114	0.133	1.000	13.3%	Member Block Shear
T4	187.5	Leg	A307	0.75	22	84.518	7.683	17.892	0.429	1.000	42.9%	Bolt DS
		Horizontal	A307	0.75	3	17.62	5.873	17.892	0.328	1.000	32.8%	Bolt Shear
		Diagonal	A307	0.75	5	34.725	6.945	17.892	0.388	1.000	38.8%	Bolt Shear
		Redundant Horizontal	A307	0.75	2	1.727	0.864	8.567	0.101	1.000	10.1%	Member Block Shear
		Inner Square	A307	0.75	2	3.405	1.702	16.114	0.106	1.000	10.6%	Member Block Shear
		Inner Corner	A307	0.75	2	4.161	2.08	16.114	0.129	1.000	12.9%	Member Block Shear
T5	162.5	Leg	A307	1	22	118.297	10.754	30.963	0.347	1.000	34.7%	Bolt DS
		Horizontal	A307	0.75	3	21.116	7.039	17.892	0.393	1.000	39.3%	Bolt Shear
		Diagonal	A307	0.75	5	42.111	8.422	17.892	0.471	1.000	47.1%	Bolt Shear
		Redundant Horizontal	A307	0.75	2	2.561	1.28	8.567	0.149	1.000	14.9%	Member Block Shear
		Redundant Diagonal	A307	0.75	2	2.235	1.118	8.567	0.130	1.000	13.0%	Member Block Shear
		Inner Square	A307	0.75	2	4.06	2.03	16.114	0.126	1.000	12.6%	Member Block Shear
		Inner Corner	A307	0.75	2	4.997	2.498	16.114	0.155	1.000	15.5%	Member Block Shear
T6	137.5	Leg	A307	1	24	167.79	13.982	31.809	0.440	1.000	44.0%	Bolt DS
		Horizontal	A307	0.75	3	25.29	8.43	17.892	0.471	1.000	47.1%	Bolt Shear
		Diagonal	A307	0.75	4	49.498	12.374	17.892	0.692	1.000	69.2%	Bolt Shear
		Redundant Horizontal	A307	0.75	2	2.98	1.49	8.567	0.174	1.000	17.4%	Member Block Shear
		Redundant Diagonal	A307	0.75	2	2.686	1.343	8.567	0.157	1.000	15.7%	Member Block Shear
		Inner Square	A307	0.75	2	4.094	2.047	16.114	0.127	1.000	12.7%	Member Block Shear
		Inner Corner	A307	0.75	2	5.023	2.512	16.114	0.156	1.000	15.6%	Member Block Shear
T7	112.5	Leg	A307	1	24	226.142	18.845	31.809	0.592	1.000	59.2%	Bolt DS
		Horizontal	A307	0.75	4	28.753	7.188	17.892	0.402	1.000	40.2%	Bolt Shear
		Diagonal	A307	0.75	4	55.808	13.952	17.892	0.780	1.000	78.0%	Bolt Shear
		Redundant Horizontal	A307	0.75	2	3.705	1.852	8.567	0.216	1.000	21.6%	Member Block Shear
		Redundant Diagonal	A307	0.75	2	3.403	1.702	8.567	0.199	1.000	19.9%	Member Block Shear
		Inner Square	A307	0.75	2	4.071	2.035	16.114	0.126	1.000	12.6%	Member Block Shear
		Inner Corner	A307	0.75	2	4.997	2.498	16.114	0.155	1.000	15.5%	Member Block Shear
T8	87.5	Leg	A307	1	24	292.724	24.394	31.809	0.767	1.000	76.7%	Bolt DS
		Horizontal	A307	0.75	4	32.503	8.126	17.892	0.454	1.000	45.4%	Bolt Shear
		Diagonal	A307	0.75	5	64.204	12.841	17.892	0.718	1.000	71.8%	Bolt Shear
		Redundant Horizontal	A307	0.75	2	4.853	2.426	8.567	0.283	1.000	28.3%	Member Block Shear
		Redundant Diagonal	A307	0.75	2	4.536	2.268	8.567	0.265	1.000	26.5%	Member Block Shear
		Inner Square	A307	0.75	2	4.611	2.306	16.114	0.143	1.000	14.3%	Member Block Shear
		Inner Corner	A307	0.75	2	5.648	2.824	16.114	0.175	1.000	17.5%	Member Block Shear
T9	62.5	Leg	A307	1	32	368.23	23.014	31.809	0.724	1.000	72.4%	Bolt DS
		Horizontal	A307	0.75	4	35.339	8.835	17.892	0.494	1.000	49.4%	Bolt Shear
		Diagonal	A307	0.75	6	69.696	11.616	17.892	0.649	1.000	64.9%	Bolt Shear
		Redundant Horizontal	A307	0.75	2	6.384	3.192	8.567	0.373	1.000	37.3%	Member Block Shear
		Redundant Diagonal	A307	0.75	2	5.927	2.964	8.567	0.346	1.000	34.6%	Member Block Shear
		Inner Square	A307	0.75	2	5.011	2.506	16.114	0.155	1.000	15.5%	Member Block Shear
		Inner Corner	A307	0.75	2	6.128	3.064	16.114	0.190	1.000	19.0%	Member Block Shear
		Inner Ladder	A307	0.75	2	3.779	1.89	17.892	0.106	1.000	10.6%	Bolt Shear
T10	37.5	Leg	A307	1	40	450.641	22.532	31.809	0.708	1.000	70.8%	Bolt DS
		Horizontal	A307	0.75	4	34.646	8.662	17.892	0.484	1.000	48.4%	Bolt Shear
		Diagonal	A307	0.75	8	88.501	11.063	17.892	0.618	1.000	61.8%	Bolt Shear
		Redundant Horizontal	A307	0.75	2	2.192	1.096	8.567	0.128	1.000	12.8%	Member Block Shear
		Redundant Diagonal	A307	0.75	2	1.837	0.918	8.567	0.107	1.000	10.7%	Member Block Shear
		Redundant Diagonal 0	A307	0.75	2	12.345	6.172	8.946	0.690	1.000	69.0%	Bolt Shear
		Redundant Horizontal 0	A307	0.75	2	9.935	4.968	8.057	0.617	1.000	61.7%	Member Block Shear
		Inner Girt	A307	0.75	2	2.118	1.059	8.946	0.118	1.000	11.8%	Bolt Shear
										Maximum Capacity	78.0%	

APPENDIX C

Additional Calculations

Self-Support Anchor Rod Analysis
TAG0053 (10136365) CHESHIRE
GPD Project #: 2021706.25

General Info	
Code	TIA-222-G
Modified Anchor Rods	No
Clear Distance > d_b	No
Leg Eccentricity	No
Max Capacity	1.05

Tower Reactions		
Detail Type =	d	
Eta Factor, η =	0.50	
Down Load, P_u =	551.07	kips
Down Load Shear, V_u =	59.47	kips
Uplift, P_u =	425.03	kips
Uplift Shear, V_u =	50.61	kips

Anchor Rods		
Number of Anchor Rods, N =	12	
Anchor Rod Grade =	C-1015	
Anchor Rod Diameter, d_b =	2.25	in
Bolt Circle, BC =	34	in
Yield, F_y =	47	ksi
Tensile, F_{ub} =	56	ksi

Anchor Rod Results		
$(P_u + V_u/\eta)$ =	55.8	kips
$\phi*R_{nt} = \phi*F_{ub}*A_n$ =	145.6	kips
Anchor Rod Stress Ratio =	38.3%	OK

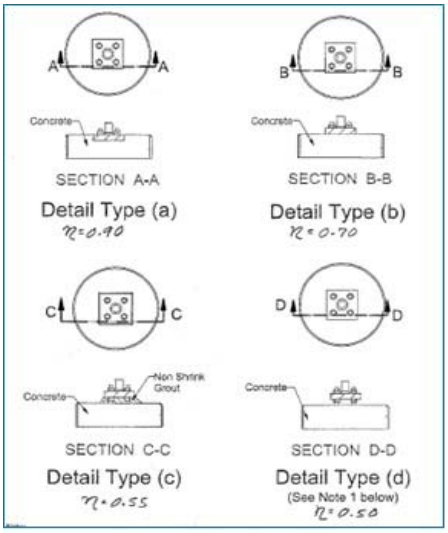

Figure 4-4 of TIA-222-G

Project Title: TAG0053 (10136365) CHESHIRE
Engineer: M Schooley
Project ID: 2021706.25
Project Descr: Pedestal Analysis

Concrete Column

File: 4 Pedestal Checks.ec6

Lic. # : KW-06004426 GPD ASSOCIATES

DESCRIPTION: Pedestal Analysis

Code References

Calculations per ACI 318-11, IBC 2012, CBC 2013, ASCE 7-10
Load Combinations Used : IBC 2012

General Information

f'c : Concrete 28 day strength	=	3.0	ksi
E =	=	3,122.0	ksi
Density	=	150.0	pcf
β	=	0.850	
fy - Main Rebar	=	40.0	ksi
E - Main Rebar	=	29,000.0	ksi
Allow. Reinforcing Limits		*ASTM A615 Bars Used*	
Min. Reinf.	=	1.0	%
Max. Reinf.	=	8.0	%

Overall Column Height = 6.20 ft
End Fixity Top Free, Bottom Fixed

Brace condition for deflection (buckling) along columns :
X-X (width) axis :
Unbraced Length for buckling ABOUT Y-Y Axis = 6.20 ft, K = 2.10
Y-Y (depth) axis :
Unbraced Length for buckling ABOUT X-X Axis = 6.20 ft, K = 2.10

Column Cross Section

Column Dimensions : 42.0in Square Column, Column Edge to Rebar Edge Cover = 4.125in

Column Reinforcing : 4 - #18 bars @ corners,, 3.0 - #18 bars top & bottom between corner bars, 2.0 - #18 bars left & right between corner bars

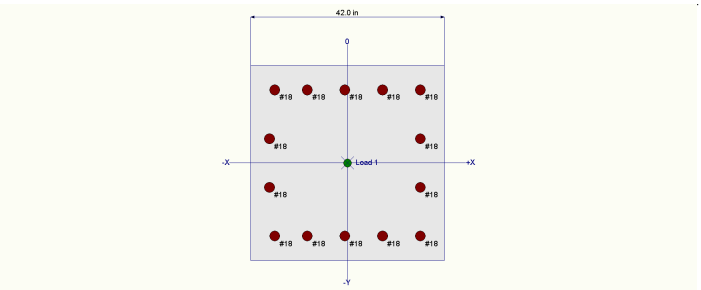

Applied Loads

Entered loads are factored per load combinations specified by user.

Column self weight included : 11,392.5 lbs * Dead Load Factor
AXIAL LOADS . . .
LC8 - Node 442: Axial Load at 6.20 ft above base, D = 62.454, W = 476.123 k
BENDING LOADS . . .
LC8 - Node 442: Lat. Point Load at 6.20 ft creating Mx-x, W = 59.472 k
Lat. Point Load at 6.20 ft creating My-y, W = 50.608 k

DESIGN SUMMARY

Load Combination +1.20D+0.50Lr+0.50L+W+1.60H
Location of max.above base 6.158 ft

Maximum Stress Ratio **0.240 : 1**
Ratio = (Pu^2+Mu^2)^.5 / (PhiPn^2+PhiMn^2)^.5

Pu =	564.74	k	φ * Pn =	2,360.84	k
Mu-x =	-368.726	k-ft	φ * Mn-x =	-1,603.49	k-ft
Mu-y =	-313.770	k-ft	φ * Mn-y =	1,215.16	k-ft
Mu Angle =	40.0	deg			
Mu at Angle =	484.160	k-ft	φMn at Angle =	2,017.96	k-ft

Pn & Mn values located at Pu-Mu vector intersection with capacity curve

Column Capacities . . .

Pnmax : Nominal Max. Compressive Axial Capacity	6,595.40	k
Pnmin : Nominal Min. Tension Axial Capacity		k
φ Pn, max : Usable Compressive Axial Capacity	3,429.61	k
φ Pn, min : Usable Tension Axial Capacity		k

Maximum SERVICE Load Reactions . .

Top along Y-Y	0.0 k	Bottom along Y-Y	50.608 k
Top along X-X	0.0 k	Bottom along X-X	59.472 k

Maximum SERVICE Load Deflections . . .
Along Y-Y 0.01004 in at 6.20 ft above base
for load combination : W Only
Along X-X 0.008541 in at 6.20 ft above base
for load combination : W Only

General Section Information . φ = 0.650 β = 0.850 θ = 0.80
ρ : % Reinforcing 3.175 % Rebar % Ok
Reinforcing Area 56.0 in^2
Concrete Area 1,764.0 in^2

Project Title: TAG0053 (10136365) CHESHIRE
Engineer: M Schooley
Project ID: 2021706.25
Project Descr: Pedestal Analysis

Concrete Column

File: 4 Pedestal Checks.ec6

Lic. # : KW-06004426
GPD ASSOCIATES

DESCRIPTION: Pedestal Analysis

Governing Load Combination Results

Governing Factored Load Combination	Moment X-X	Moment Y-Y	Dist. from base ft	Axial Load k Pu	φ * Pn	Bending Analysis k-ft δx	δx * Mux	δy	δy * Muy	Alpha (deg)	δ Mu	φ Mn	Utilization Ratio
+1.40D+1.60H			6.16	103.39	3,429.61					0.000			0.030
+1.20D+0.50Lr+1.60L+1.60H			6.16	88.62	3,429.61					0.000			0.026
+1.20D+1.60L+0.50S+1.60H			6.16	88.62	3,429.61					0.000			0.026
+1.20D+1.60Lr+0.50L+1.60H			6.16	88.62	3,429.61					0.000			0.026
+1.20D+1.60Lr+0.50W+1.60H	Actual	Actual	6.16	326.68	2,568.62	1.000	-184.36	1.000	-156.88	40.000	242.08	1,902.75	0.127
+1.20D+0.50L+1.60S+1.60H			6.16	88.62	3,429.61					0.000			0.026
+1.20D+1.60S+0.50W+1.60H	Actual	Actual	6.16	326.68	2,568.62	1.000	-184.36	1.000	-156.88	40.000	242.08	1,902.75	0.127
+1.20D+0.50Lr+0.50L+W+1.60H	Actual	Actual	6.16	564.74	2,360.84	1.000	-368.73	1.000	-313.77	40.000	484.16	2,017.96	0.240
+1.20D+0.50L+0.50S+W+1.60H	Actual	Actual	6.16	564.74	2,360.84	1.000	-368.73	1.000	-313.77	40.000	484.16	2,017.96	0.240
+1.20D+0.50L+0.70S+E+1.60H			6.16	88.62	3,429.61					0.000			0.026
+0.90D+W+0.90H	Actual	Actual	6.16	542.58	2,292.01	1.000	-368.73	1.000	-313.77	40.000	484.16	2,053.11	0.236
+0.90D+E+0.90H			6.16	66.46	3,429.61					0.000			0.019

Maximum Reactions

Note: Only non-zero reactions are listed.

Load Combination	X-X Axis Reaction k @ Base	@ Top	Y-Y Axis Reaction k @ Base	@ Top	Axial Reaction @ Base	My - End Moments k-ft @ Base	@ Top	Mx - End Moments @ Base	@ Top
+D+H					73.847				
+D+L+H					73.847				
+D+Lr+H					73.847				
+D+S+H					73.847				
+D+0.750Lr+0.750L+H					73.847				
+D+0.750L+0.750S+H					73.847				
+D+0.60W+H	30.365		35.683		359.520	221.236		188.262	
+D+0.70E+H					73.847				
+D+0.750Lr+0.750L+0.450W+H	22.774		26.762		288.102	165.927		141.196	
+D+0.750L+0.750S+0.450W+H	22.774		26.762		288.102	165.927		141.196	
+D+0.750L+0.750S+0.5250E+H					73.847				
+0.60D+0.60W+0.60H	30.365		35.683		329.982	221.236		188.262	
+0.60D+0.70E+0.60H					44.308				
D Only					73.847				
Lr Only									
L Only									
S Only									
W Only	50.608		59.472		476.123	368.726		313.770	
E Only									
H Only									

Maximum Moment Reactions

Note: Only non-zero reactions are listed.

Load Combination	Moment About X-X Axis @ Base	@ Top		Moment About Y-Y Axis @ Base	@ Top	
+D+H			k-ft			k-ft
+D+L+H			k-ft			k-ft
+D+Lr+H			k-ft			k-ft
+D+S+H			k-ft			k-ft
+D+0.750Lr+0.750L+H			k-ft			k-ft
+D+0.750L+0.750S+H			k-ft			k-ft
+D+0.60W+H	221.236		k-ft	188.262		k-ft
+D+0.70E+H			k-ft			k-ft
+D+0.750Lr+0.750L+0.450W+H	165.927		k-ft	141.196		k-ft
+D+0.750L+0.750S+0.450W+H	165.927		k-ft	141.196		k-ft
+D+0.750L+0.750S+0.5250E+H			k-ft			k-ft
+0.60D+0.60W+0.60H	221.236		k-ft	188.262		k-ft
+0.60D+0.70E+0.60H			k-ft			k-ft
D Only			k-ft			k-ft
Lr Only			k-ft			k-ft
L Only			k-ft			k-ft
S Only			k-ft			k-ft
W Only	368.726		k-ft	313.770		k-ft
E Only			k-ft			k-ft

Project Title: TAG0053 (10136365) CHESHIRE
Engineer: M Schooley
Project ID: 2021706.25
Project Descr: Pedestal Analysis

Concrete Column

File: 4 Pedestal Checks.ec6

Lic. # : KW-06004426
GPD ASSOCIATES

DESCRIPTION: Pedestal Analysis

Maximum Moment Reactions

Note: Only non-zero reactions are listed.

Load Combination	Moment About X-X Axis @ Base	Moment About X-X Axis @ Top	Moment About Y-Y Axis @ Base	Moment About Y-Y Axis @ Top
H Only		k-ft		k-ft

Maximum Deflections for Load Combinations

Load Combination	Max. X-X Deflection		Distance		Max. Y-Y Deflection		Distance	
+D+H	0.0000	in	0.000	ft	0.000	in	0.000	ft
+D+L+H	0.0000	in	0.000	ft	0.000	in	0.000	ft
+D+Lr+H	0.0000	in	0.000	ft	0.000	in	0.000	ft
+D+S+H	0.0000	in	0.000	ft	0.000	in	0.000	ft
+D+0.750Lr+0.750L+H	0.0000	in	0.000	ft	0.000	in	0.000	ft
+D+0.750L+0.750S+H	0.0000	in	0.000	ft	0.000	in	0.000	ft
+D+0.60W+H	0.0051	in	6.200	ft	0.006	in	6.200	ft
+D+0.70E+H	0.0000	in	0.000	ft	0.000	in	0.000	ft
+D+0.750Lr+0.750L+0.450W+H	0.0038	in	6.200	ft	0.005	in	6.200	ft
+D+0.750L+0.750S+0.450W+H	0.0038	in	6.200	ft	0.005	in	6.200	ft
+D+0.750L+0.750S+0.5250E+H	0.0000	in	0.000	ft	0.000	in	0.000	ft
+0.60D+0.60W+0.60H	0.0051	in	6.200	ft	0.006	in	6.200	ft
+0.60D+0.70E+0.60H	0.0000	in	0.000	ft	0.000	in	0.000	ft
D Only	0.0000	in	0.000	ft	0.000	in	0.000	ft
Lr Only	0.0000	in	0.000	ft	0.000	in	0.000	ft
L Only	0.0000	in	0.000	ft	0.000	in	0.000	ft
S Only	0.0000	in	0.000	ft	0.000	in	0.000	ft
W Only	0.0085	in	6.200	ft	0.010	in	6.200	ft
E Only	0.0000	in	0.000	ft	0.000	in	0.000	ft
H Only	0.0000	in	0.000	ft	0.000	in	0.000	ft

Sketches

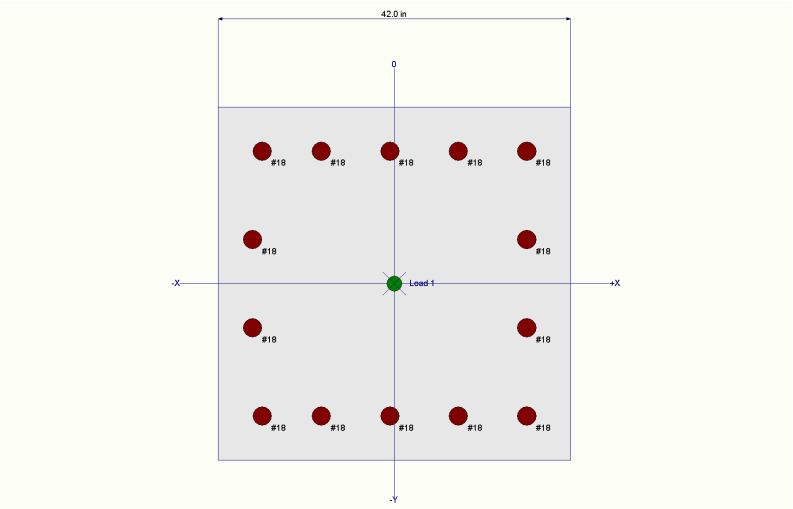

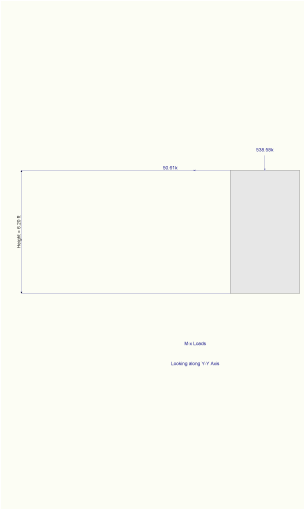

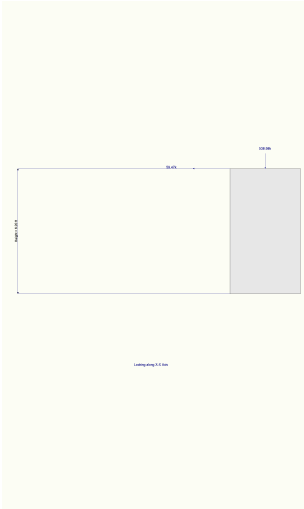

Interaction Diagrams

Project Title: TAG0053 (10136365) CHESHIRE
Engineer: M Schooley
Project ID: 2021706.25
Project Descr: Pedestal Analysis

Concrete Column

File: 4 Pedestal Checks.ec6

Lic. # : KW-06004426
GPD ASSOCIATES

DESCRIPTION: Pedestal Analysis

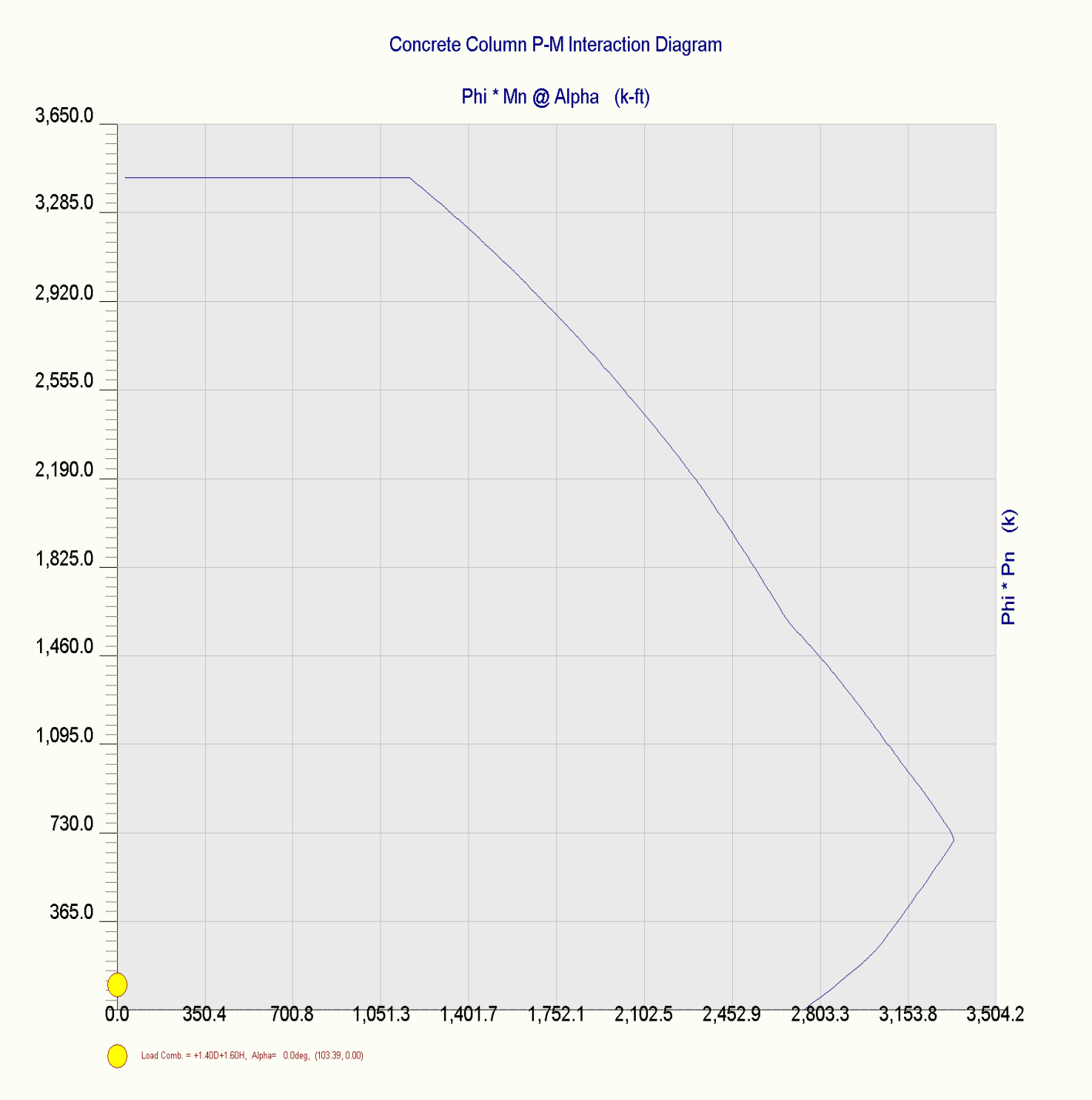

Project Title: TAG0053 (10136365) CHESHIRE
Engineer: M Schooley
Project ID: 2021706.25
Project Descr: Pedestal Analysis

Concrete Column

File: 4 Pedestal Checks.ec6

Lic. # : KW-06004426
GPD ASSOCIATES

DESCRIPTION: Pedestal Analysis

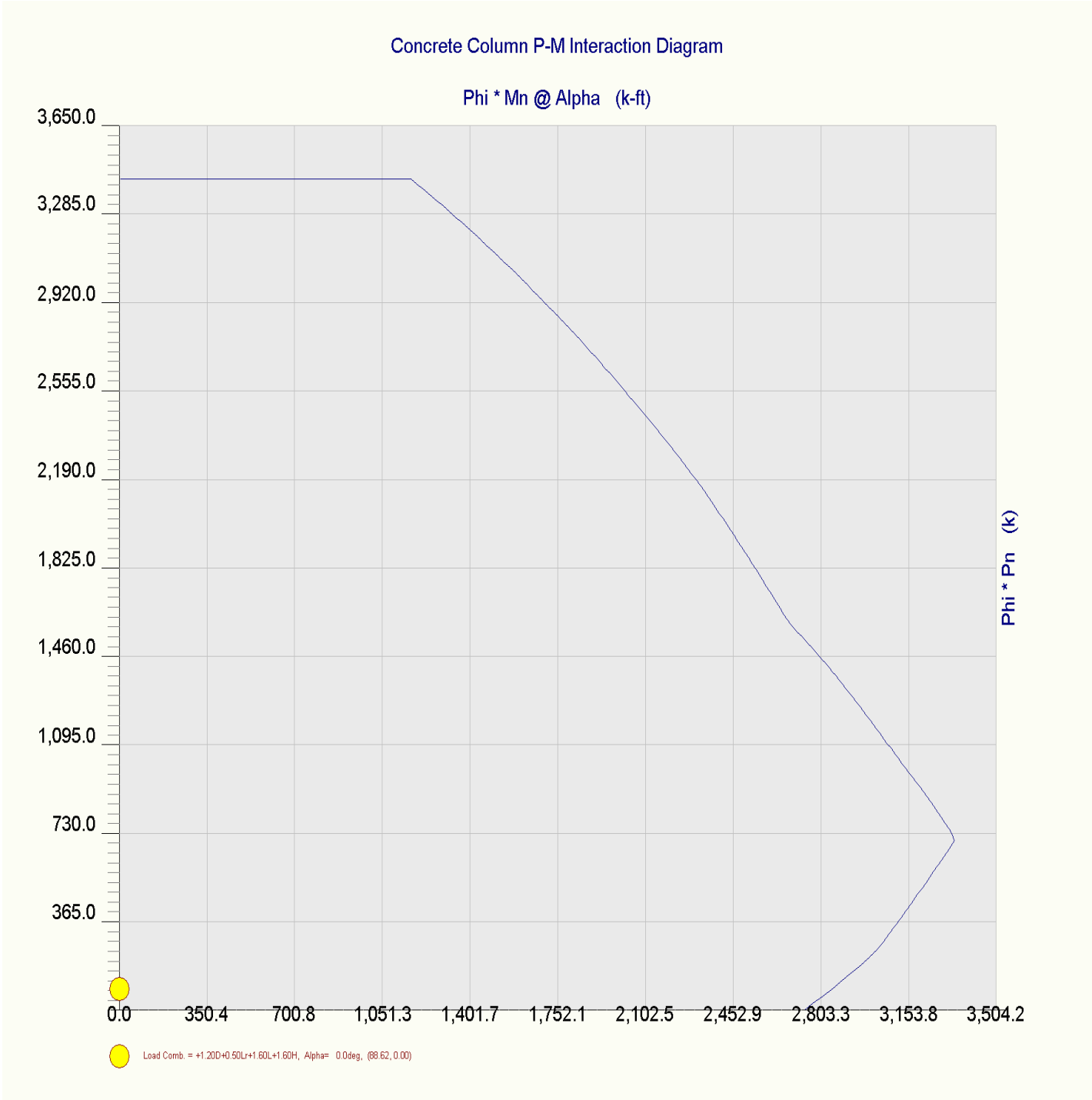

Project Title: TAG0053 (10136365) CHESHIRE
Engineer: M Schooley
Project ID: 2021706.25
Project Descr: Pedestal Analysis

Concrete Column

File: 4 Pedestal Checks.ec6

Lic. # : KW-06004426
GPD ASSOCIATES

DESCRIPTION: Pedestal Analysis

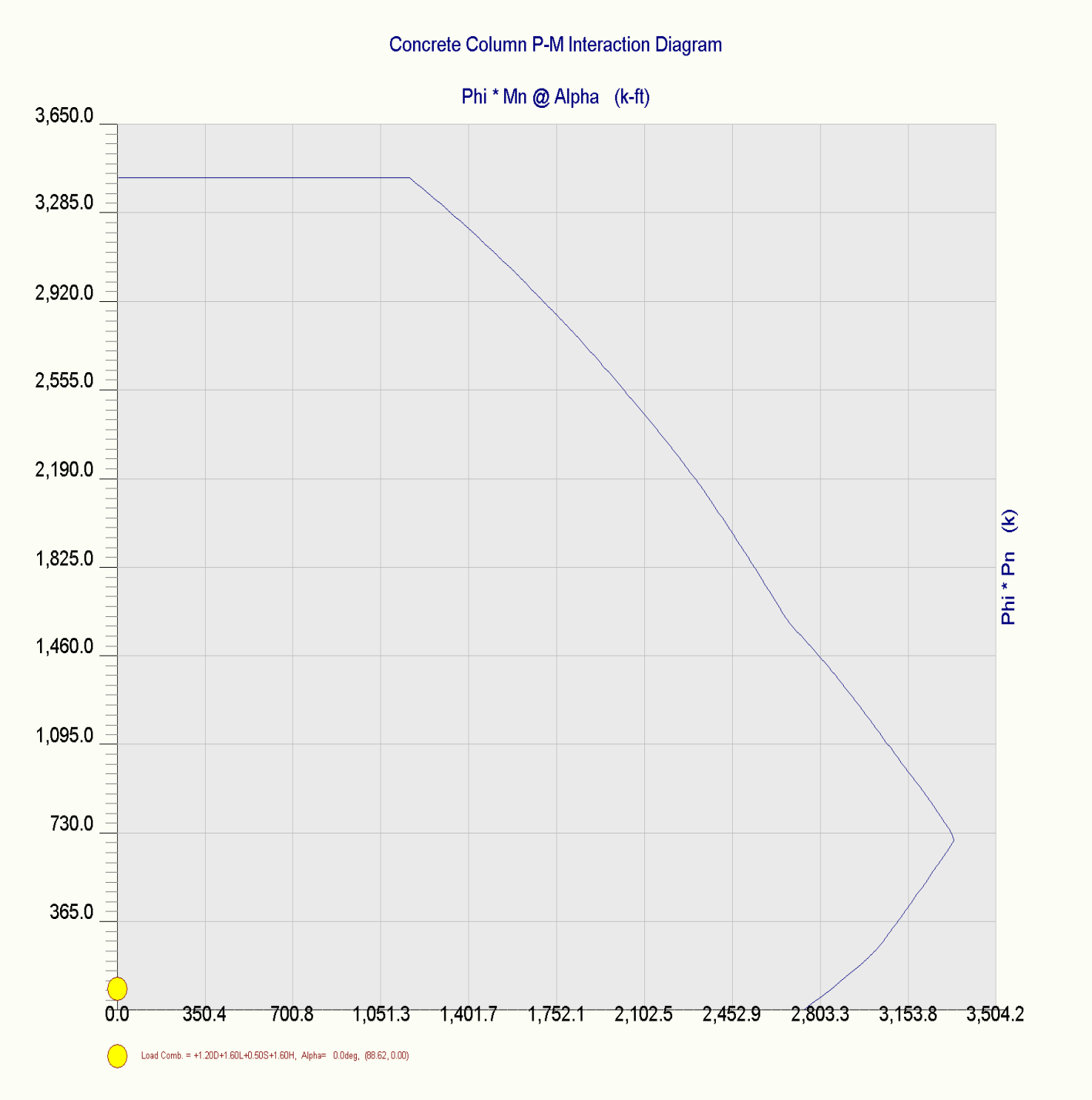

Project Title: TAG0053 (10136365) CHESHIRE
Engineer: M Schooley
Project ID: 2021706.25
Project Descr: Pedestal Analysis

Concrete Column

File: 4 Pedestal Checks.ec6

Lic. # : KW-06004426
GPD ASSOCIATES

DESCRIPTION: Pedestal Analysis

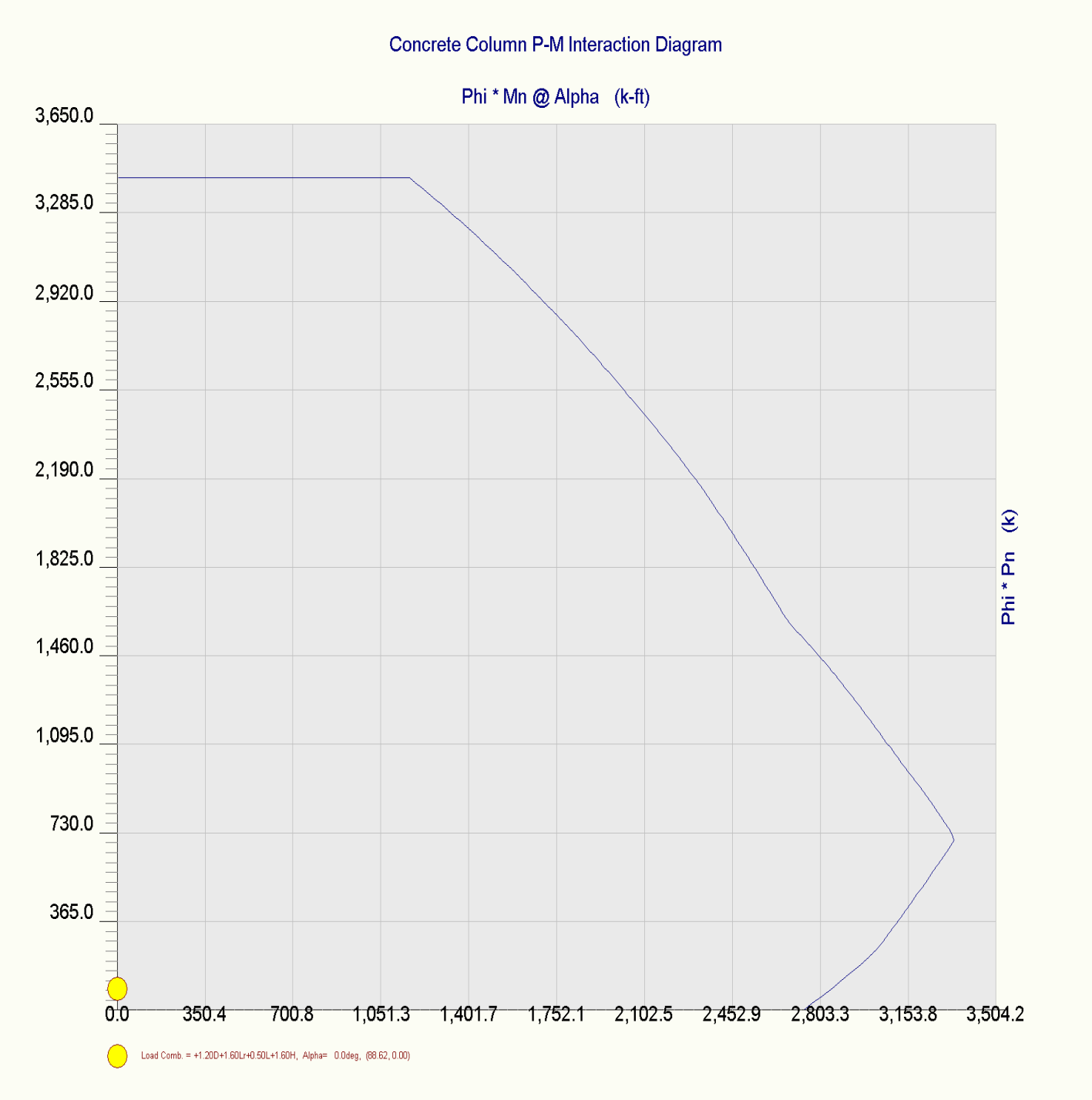

Project Title: TAG0053 (10136365) CHESHIRE
Engineer: M Schooley
Project ID: 2021706.25
Project Descr: Pedestal Analysis

Concrete Column

File: 4 Pedestal Checks.ec6

Lic. # : KW-06004426
GPD ASSOCIATES

DESCRIPTION: Pedestal Analysis

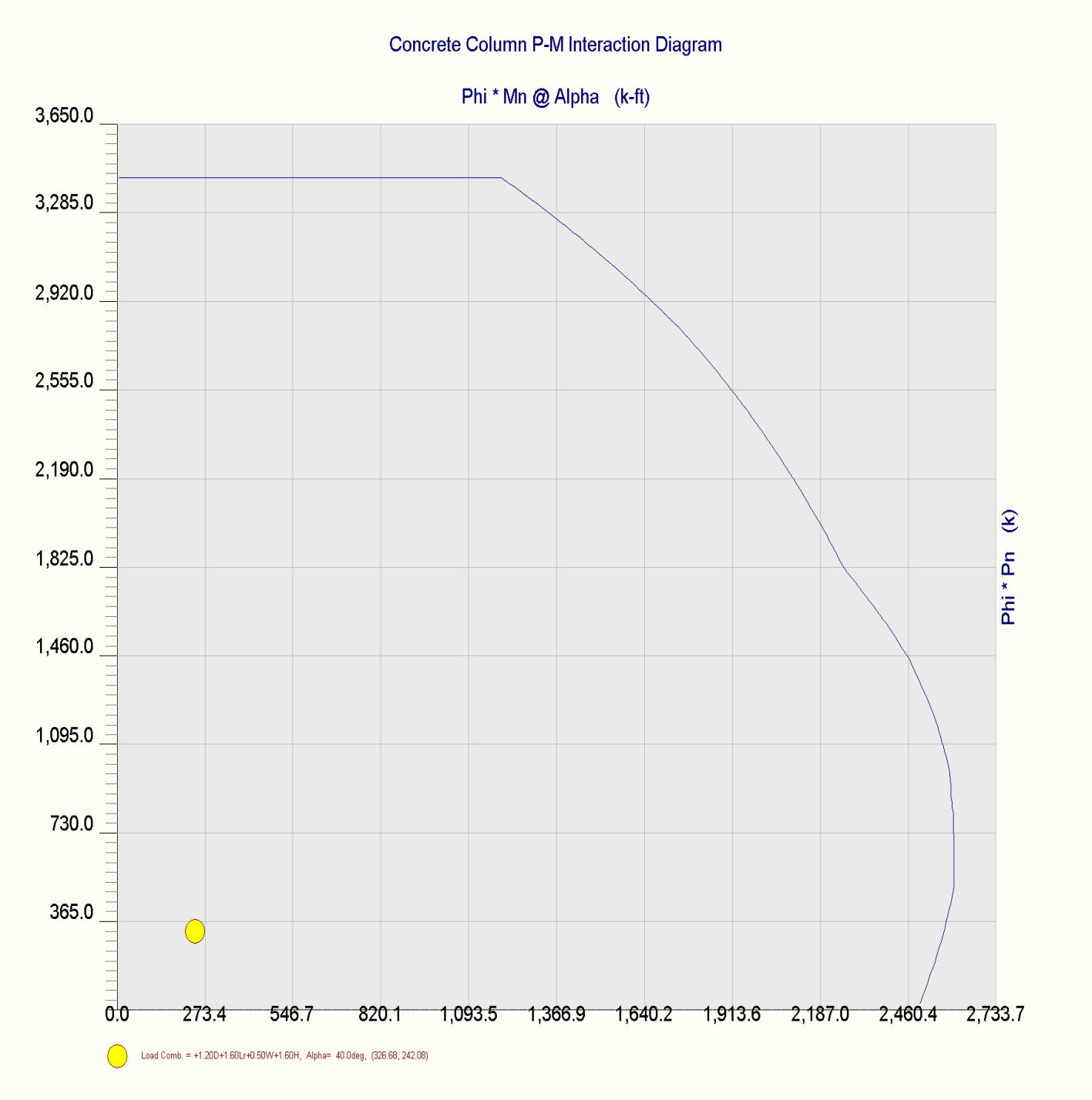

Project Title: TAG0053 (10136365) CHESHIRE
Engineer: M Schooley
Project ID: 2021706.25
Project Descr: Pedestal Analysis

Concrete Column

File: 4 Pedestal Checks.ec6

Lic. # : KW-06004426
GPD ASSOCIATES

DESCRIPTION: Pedestal Analysis

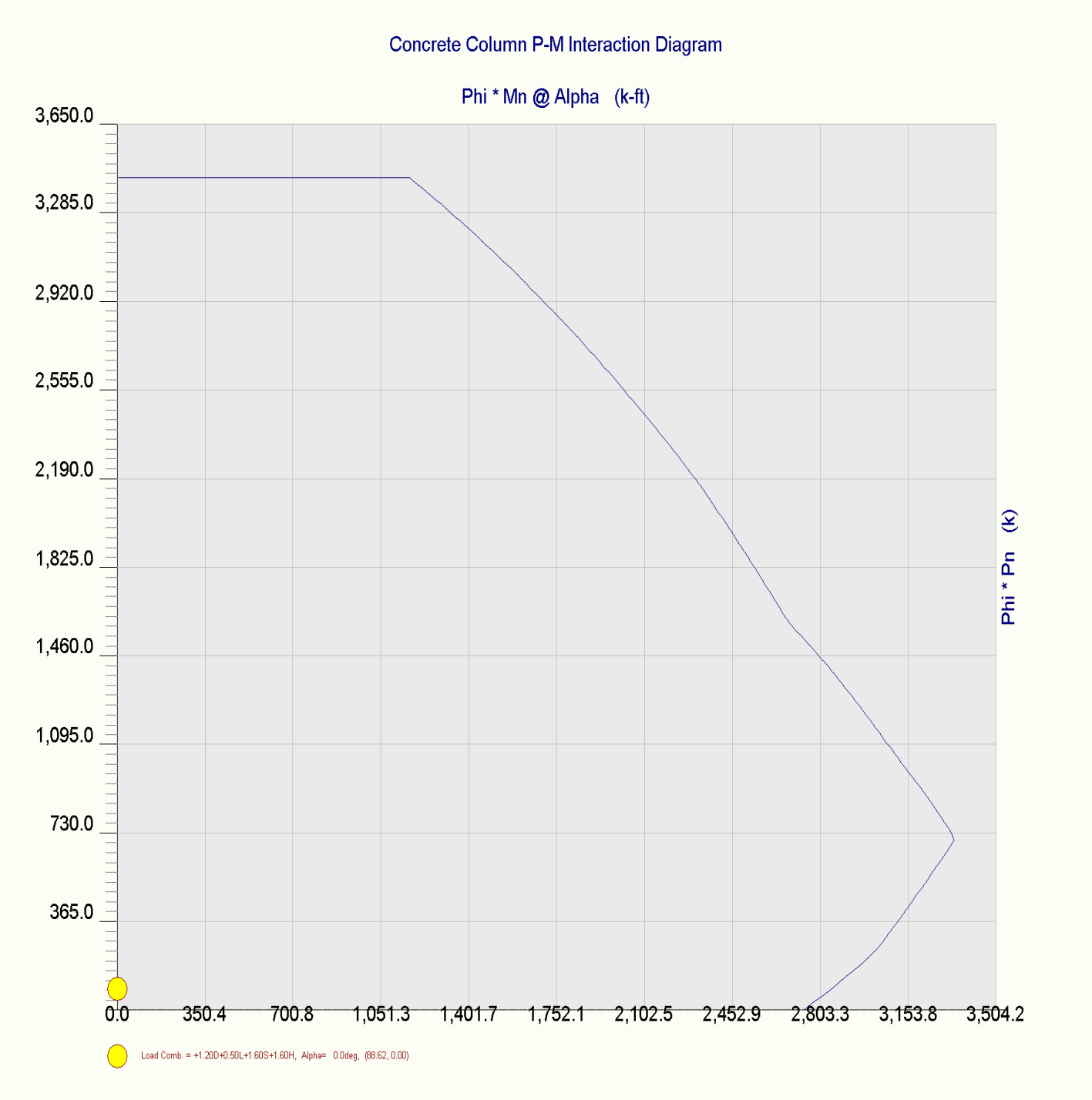

Project Title: TAG0053 (10136365) CHESHIRE
Engineer: M Schooley
Project ID: 2021706.25
Project Descr: Pedestal Analysis

Concrete Column

File: 4 Pedestal Checks.ec6

Lic. # : KW-06004426
GPD ASSOCIATES

DESCRIPTION: Pedestal Analysis

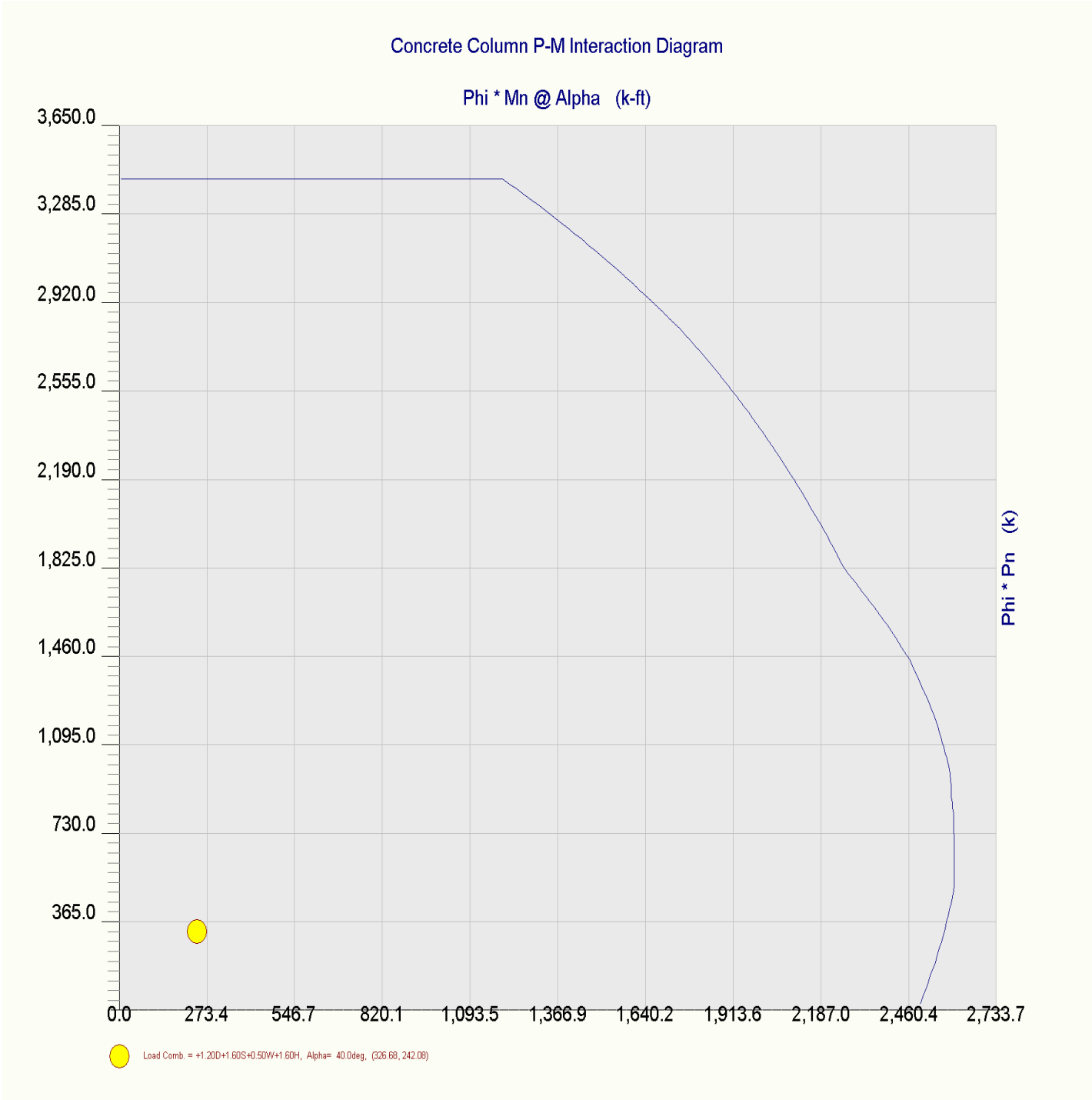

Project Title: TAG0053 (10136365) CHESHIRE
Engineer: M Schooley
Project ID: 2021706.25
Project Descr: Pedestal Analysis

Concrete Column

File: 4 Pedestal Checks.ec6

Lic. # : KW-06004426
GPD ASSOCIATES

DESCRIPTION: Pedestal Analysis

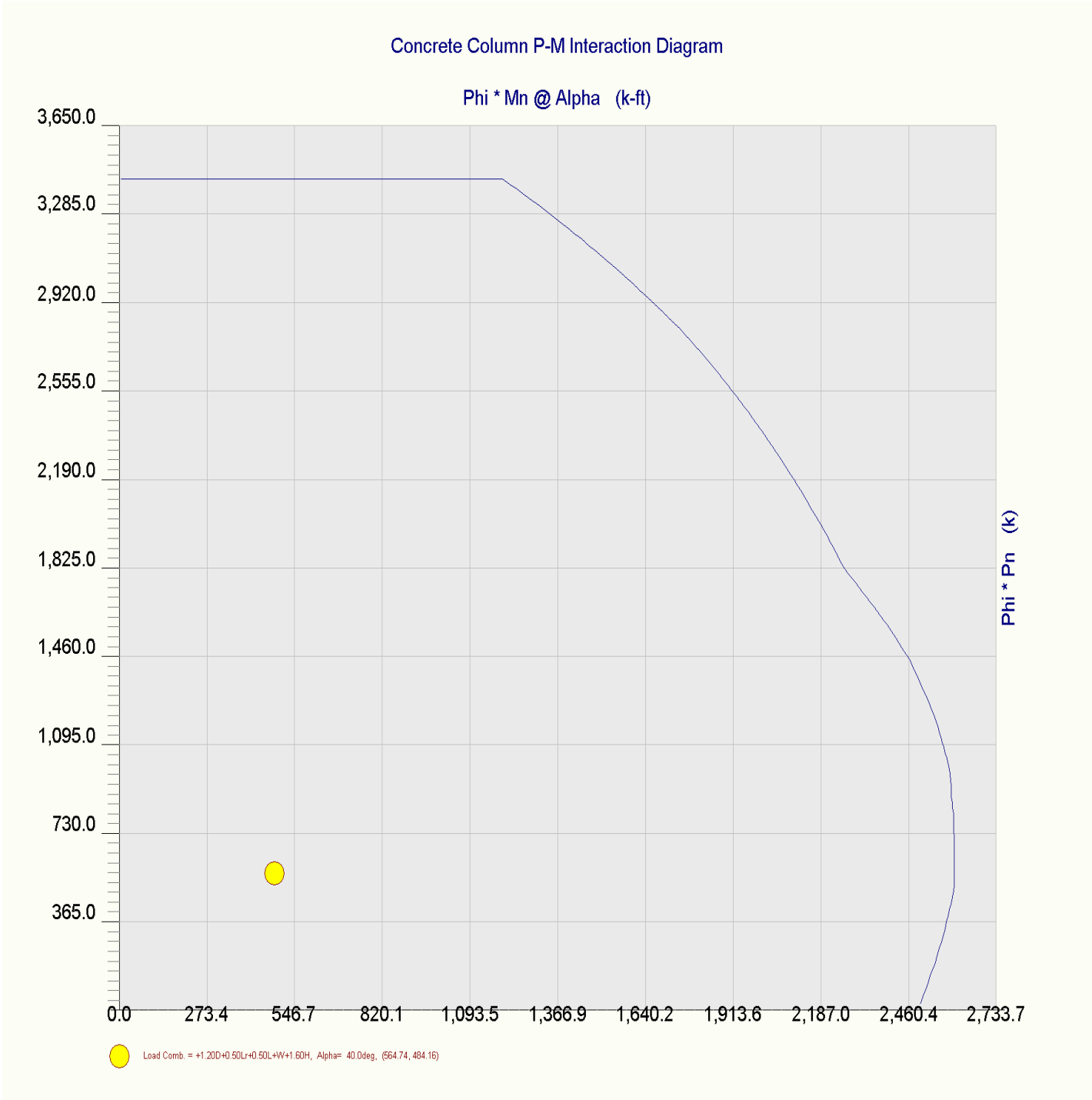

Project Title: TAG0053 (10136365) CHESHIRE
Engineer: M Schooley
Project ID: 2021706.25
Project Descr: Pedestal Analysis

Concrete Column

File: 4 Pedestal Checks.ec6

Lic. # : KW-06004426
GPD ASSOCIATES

DESCRIPTION: Pedestal Analysis

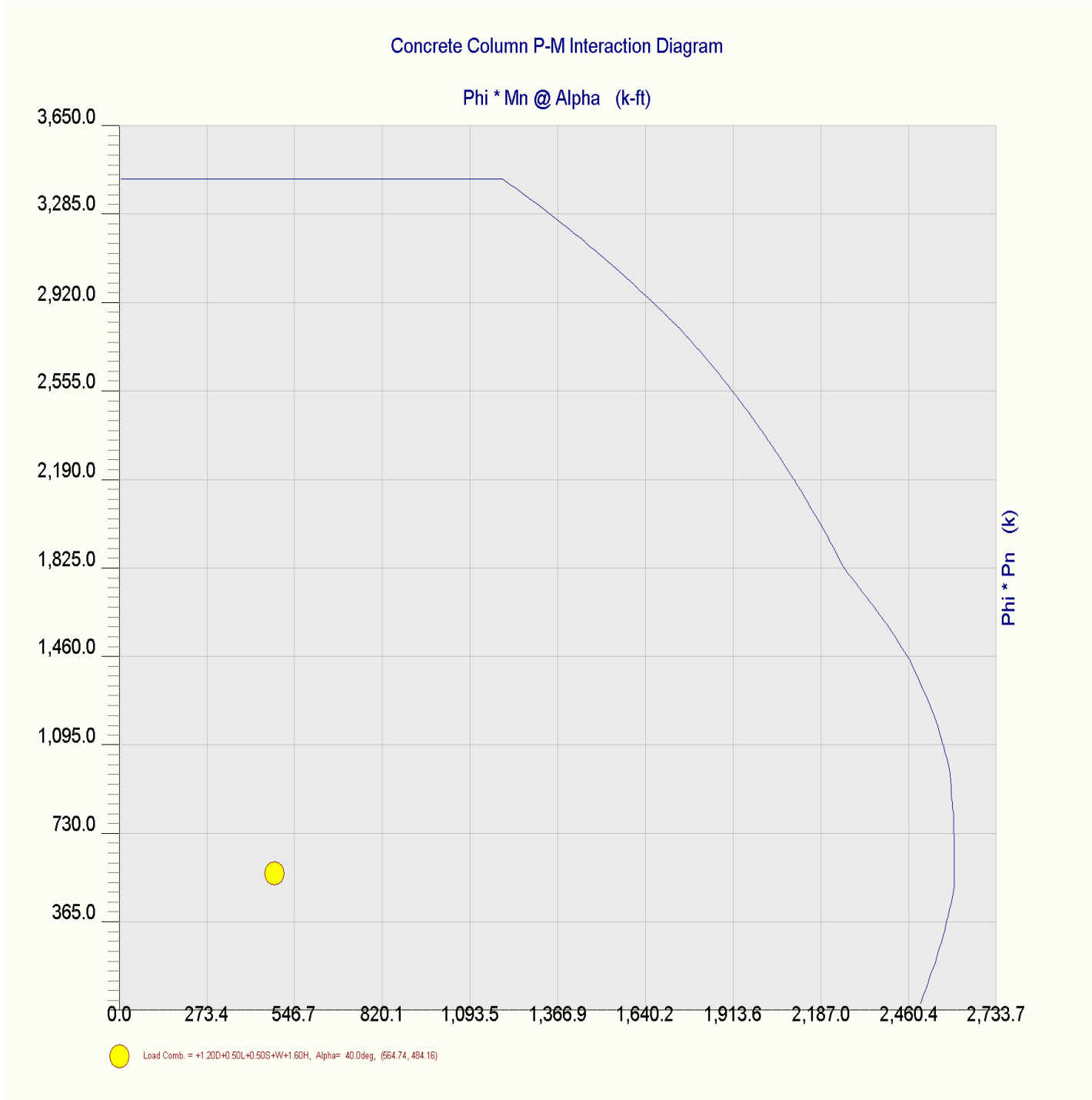

Project Title: TAG0053 (10136365) CHESHIRE
Engineer: M Schooley
Project ID: 2021706.25
Project Descr: Pedestal Analysis

Concrete Column

File: 4 Pedestal Checks.ec6

Lic. # : KW-06004426
GPD ASSOCIATES

DESCRIPTION: Pedestal Analysis

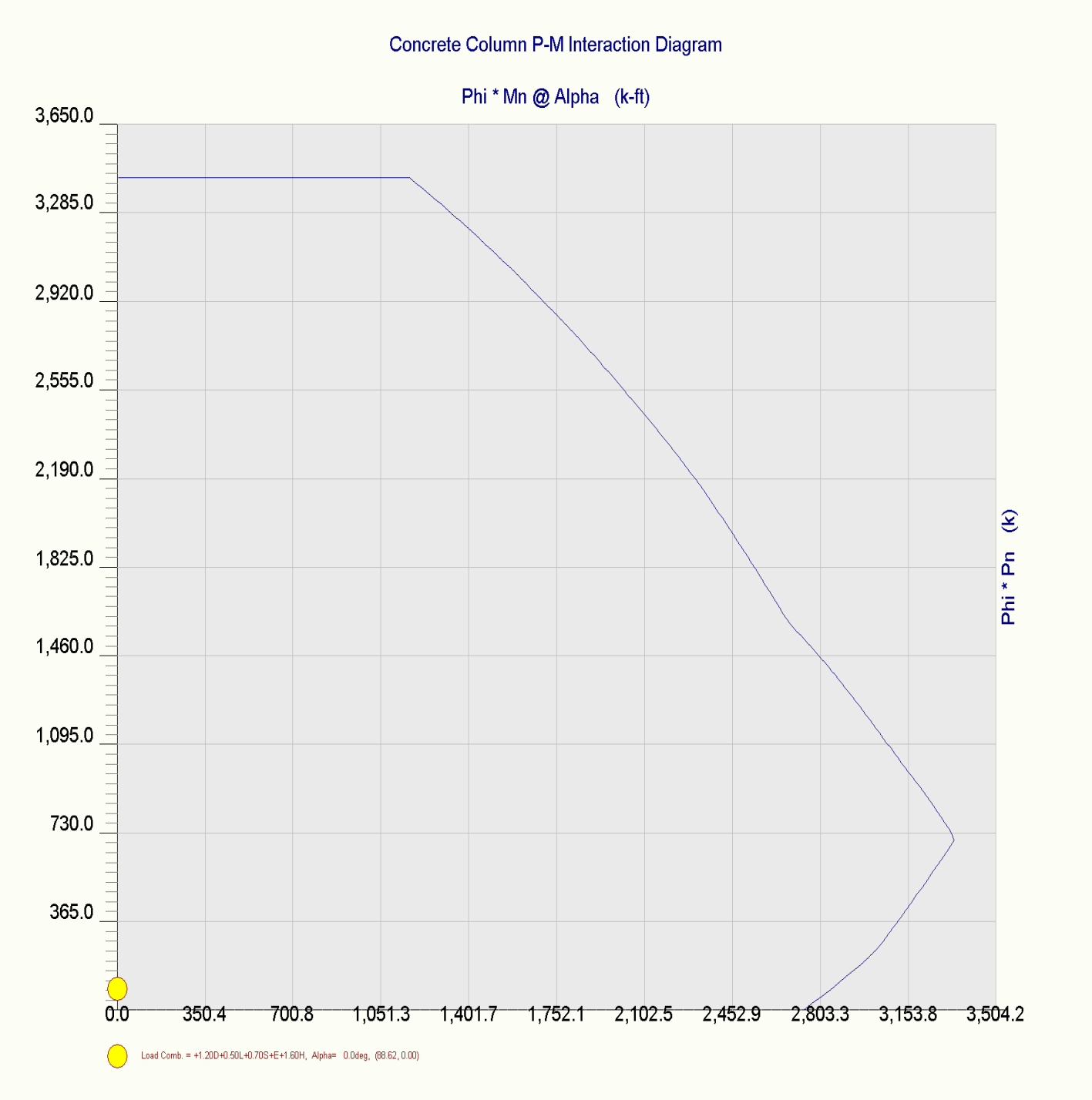

Project Title: TAG0053 (10136365) CHESHIRE
Engineer: M Schooley
Project ID: 2021706.25
Project Descr: Pedestal Analysis

Concrete Column

File: 4 Pedestal Checks.ec6

Lic. # : KW-06004426
GPD ASSOCIATES

DESCRIPTION: Pedestal Analysis

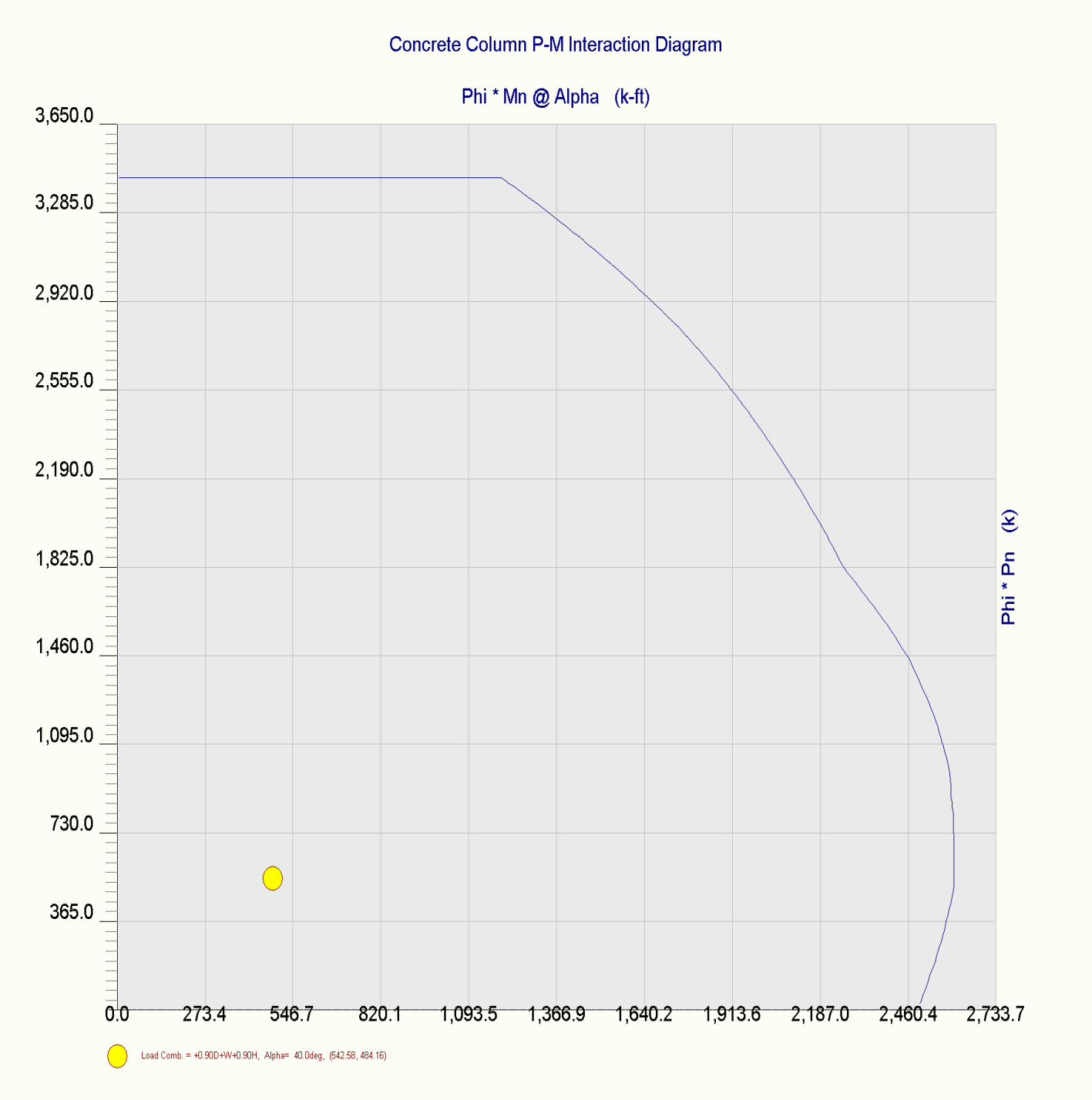

Project Title: TAG0053 (10136365) CHESHIRE
Engineer: M Schooley
Project ID: 2021706.25
Project Descr: Pedestal Analysis

Concrete Column

File: 4 Pedestal Checks.ec6

Lic. # : KW-06004426
GPD ASSOCIATES

DESCRIPTION: Pedestal Analysis

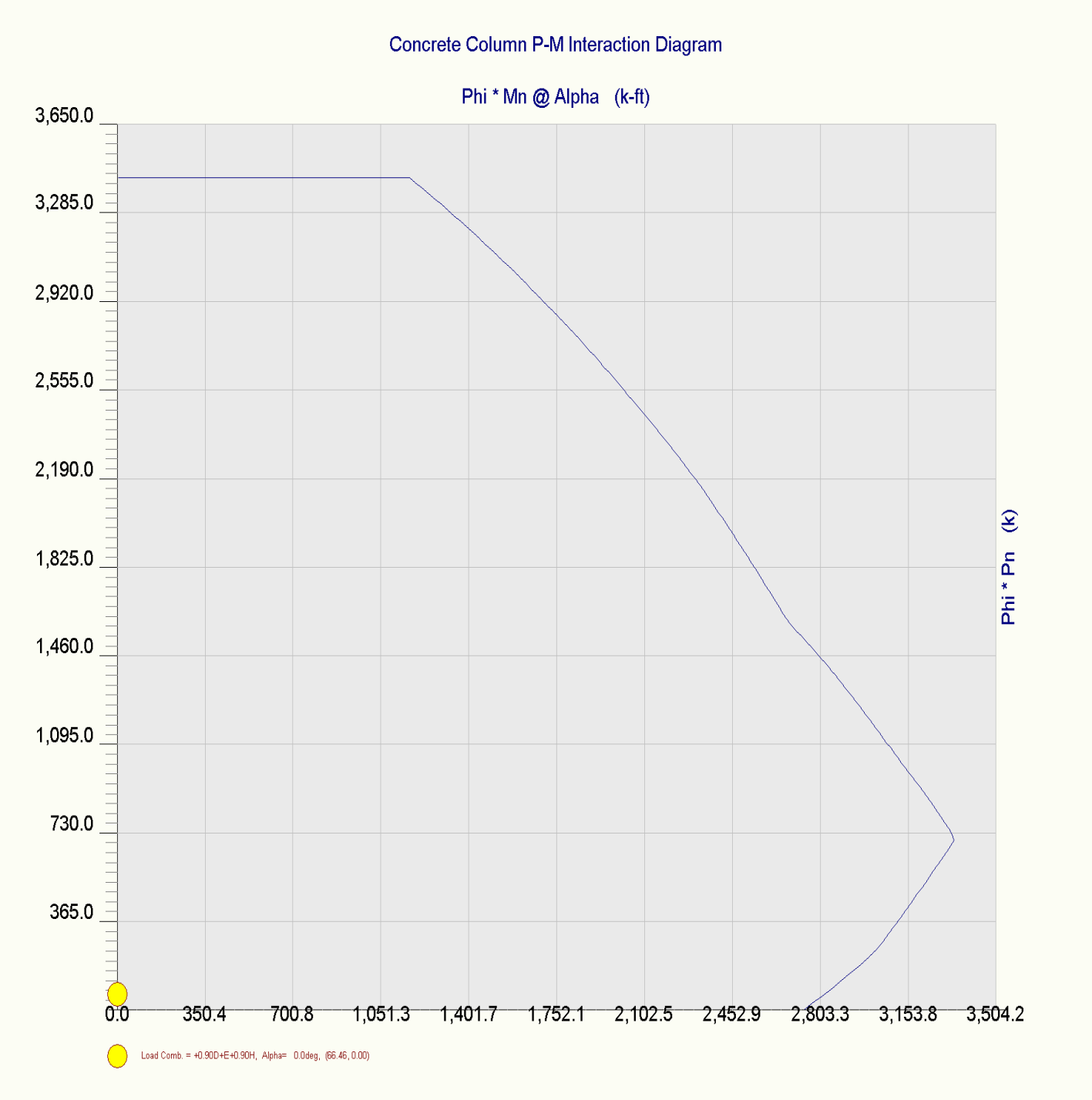

Maser Consulting Connecticut
1055 Washington Boulevard
Stamford, CT 06901
203.324.0800
peter.albano@colliersengineering.com

Antenna Mount Analysis Report with Hardware Upgrades and PMI Requirements

Mount ReAnalysis-VZW

SMART Tool Project #: 10119437
Maser Consulting Connecticut Project #: 21777835A (REV 2)

December 2, 2021

Site Information	*Site ID:*	*468692-VZW / CHESHIRE CT*
	Site Name:	*CHESHIRE CT*
	Carrier Name:	*Verizon Wireless*
	Address:	*751 Higgins Rd.* *Cheshire, Connecticut 06410* *New Haven County*
	Latitude:	*41.487597°*
	Longitude:	*-72.929269°*
Structure Information	*Tower Type:*	*255-Ft Self Support*
	Mount Type:	*Support Rail Mount*

FUZE ID # 16227584

Analysis Results

Support Rail Mount: **86.7% Pass***
*Results valid after hardware upgrades noted in the PMI Requirements are installed.

******Contractor PMI Requirements:***
Included at the end of this MA report
Available & Submitted via portal at https://pmi.vzwsmart.com
Contractor - Please Review Specific Site PMI Requirements Upon Award
Requirements may also be Noted on A & E drawings
For additional questions and support, please reach out to:
pmisupport@colliersengineering.com

Report Prepared By: Sarah Ali

12/2/21
STATE OF CONNECTICUT
DEREK R HARTZELL
32710
LICENSED
PROFESSIONAL ENGINEER

Executive Summary:

The objective of this report is to determine the capacity of the antenna support mount at the subject facility for the final wireless telecommunications configuration, per the applicable codes and standards. Any modification listed under Sources of Information was assumed completed and was included in this analysis.

This analysis is inclusive of the mount structure only and does not address the structural capacity of the supporting structure. This mounting frame was not analyzed as an anchor attachment point for fall protection. All climbing activities are required to have a fall protection plan completed by a competent person.

Sources of Information:

Document Type	Remarks
Radio Frequency Data Sheet (RFDS)	*Verizon RFDS, Site ID: 323580, dated November 16, 2021*
Mount Mapping Report	*Hudson Design Group, LLC, Site ID: 468692, dated August 31, 2021*

Analysis Criteria:

Codes and Standards:	ANSI/TIA-222-H	
Wind Parameters:	Basic Wind Speed (Ultimate 3-sec. Gust),	118 mph
	Ice Wind Speed (3-sec. Gust):	50 mph
	Design Ice Thickness:	1.00 in
	Risk Category:	II
	Exposure Category:	B
	Topographic Category:	1
	Topographic Feature Considered:	N/A
	Topographic Method:	N/A
	Ground Elevation Factor, K_e:	0.990
Seismic Parameters:	S_S:	0.200 g
	S_1:	0.054 g
Maintenance Parameters:	Wind Speed (3-sec. Gust):	N/A
	Maintenance Live Load, Lv:	N/A
	Maintenance Live Load, Lm:	N/A
Analysis Software:	RISA-3D (V17)	

Final Loading Configuration:

The following equipment has been considered for the analysis of the mounts:

Mount Elevation (ft)	Equipment Elevation (ft)	Quantity	Manufacturer	Model	Status
			Commscope		Retained
			Commscope		
			Samsung		
			Samsung		
			Raycap		
			Commscope		Added
			Samsung		
			Samsung		
			Amphenol Antel		
			Amphenol Antel		Retained

* Equipment is mounted to separate mounts. They are not mounted on the support rail mount and are not included in this mount analysis.

Other Carrier Loading					
Mount Elevation (ft)	**Equipment Elevation (ft)**	**Quantity**	**Manufacturer**	**Model**	**Status**
			Ericsson		Retained
			Ericsson		
				Junction Boxes	

The recent mount mapping reported existing OVP units. It is acceptable to install up to any three (3) of the OVP model numbers listed below as required at any location other than the mount face without affecting the structural capacity of the mount. If OVP units are installed on the mount face, a mount re-analysis may be required unless replacing an existing OVP.

Model Number	Ports	AKA
DB-B1-6C-12AB-0Z	6	OVP-6
RVZDC-6627-PF-48	12	OVP-12

Standard Conditions:

1. All engineering services are performed on the basis that the information provided to Maser Consulting Connecticut and used in this analysis is current and correct. The existing equipment loading has been applied at locations determined from the supplied documentation and field observations. Any deviation from the loading locations specified in this report shall be communicated to Maser Consulting Connecticut to verify deviation will not adversely impact the analysis.

2. Mounts are assumed to have been properly fabricated, installed and maintained in good condition, twist free and plumb in accordance with its original design and manufacturer's specifications.

   Obvious safety and structural issues/deficiencies noticed at the time of the mount mapping and reported in the Mount Mapping Report are assumed to be corrected and documented as part of the PMI process and are not considered in the mount analysis.

The mount analysis and the mount mapping are not a condition assessment of the mount. Proper maintenance and condition assessments are still required post analysis.

3. For mount analyses completed from other data sources (including new replacement mounts) and not specifically mapped in accordance with the NSTD-446 Standard, the mounts are assumed to have been properly fabricated, installed and maintained in good condition, twist free and plumb in accordance with its original design and manufacturer's specifications.

4. All member connections are assumed to have been designed to meet or exceed the load carrying capacity of the connected member unless otherwise specified in this report.

5. The mount was checked up to, and including, the bolts that fasten it to the mount collar/attachment and threaded rod connections in collar members if applicable. Local deformation and interaction between the mount collar/attachment and the supporting tower structure are outside the scope of this analysis.

6. All services are performed, results obtained, and recommendations made in accordance with generally accepted engineering principles and practices. Maser Consulting Connecticut is not responsible for the conclusion, opinions, and recommendations made by others based on the information supplied.

7. Structural Steel Grades have been assumed as follows, if applicable, unless otherwise noted in this analysis:
   - Channel, Solid Round, Angle, Plate — ASTM A36 (Gr. 36)
   - HSS (Rectangular) — ASTM 500 (Gr. B-46)
   - Pipe — ASTM A53 (Gr. B-35)
   - Threaded Rod — F1554 (Gr. 36)
   - Bolts — ASTM A325

Discrepancies between in-field conditions and the assumptions listed above may render this analysis invalid unless explicitly approved by Maser Consulting Connecticut.

Analysis Results:

Component	Utilization %	Pass/Fail
Threaded Rod		*Pass*
Unistrut		*Pass*
Horizontal Plate		*Pass*
Standoff Angle Support		*Pass*
Standoff Pipe Support		*Pass*
Mount Pipe		*Pass*
Support Rail Vertical		*Pass*
Support Rail Kicker		*Pass*
Support Rail		*Pass*
Bottom Face Horizontal		*Pass*

Structure Rating – *(Controlling Utilization of all Components)*	**79.5%**

***** Results valid after hardware upgrades noted in the PMI Requirements are installed.

Mount Steel (EPA)a per ANSI/TIA-222-H Section 2.6.11.2:

Ice Thickness (In)	Mount Pipes Excluded		Mount Pipes Included	
	Front (EPA)a (Sq. Ft.)	Side (EPA)a (Sq. Ft.)	Front (EPA)a (Sq. Ft.)	Side (EPA)a (Sq. Ft.)
0	260.4	258.6	290.1	288.2
0.5	326.9	328.1	368.6	366.3
1	390.3	393.9	444.3	440.3

Notes:
- (EPA)a values listed above may be used in the absence of more precise information
- (EPA)a values in the table above include 3 sector(s).
- Ka factors included in (EPA)a calculations

Recommendation:

The existing mounts will be **SUFFICIENT** for the final loading configuration upon the completion of the recommendations listed in the Special Instructions section of the below referenced PMI document.

ANSI/ASSP rigging plan review services compliant with the requirements of ANSI/TIA 322 are available for a Construction Class IV site or other, if required. Separate review fees will apply.

Attachments:

Mount Photos
Mount Mapping Report (for reference only)
Analysis Calculations
Contractor Required Post Installation Inspection (PMI) Report Deliverables
Antenna Placement Diagrams
TIA Adoption and Wind Speed Usage Letter

V4.0 Updated on 3-31-2021

Antenna Mount Mapping Form (PATENT PENDING)

FCC #
1043495

Tower Owner:	AT&T	**Mapping Date:**	8/31/2021
Site Name:	CHESHIRE CT	**Tower Type:**	Self Support
Site Number or ID:	468692	**Tower Height (Ft.):**	255
Mapping Contractor:	HUDSON DESIGN GROUP LLC,	**Mount Elevation (Ft.):**	251.6

Please insert the sketches of the antenna mount from the "Sketches" tab with dimensions and members here.

Mount Pipe Configuration and Geometries [Unit = Inches]

Sector / Position	Mount Pipe Size & Length	Vertical Offset Dimension "u"	Horizontal Offset "C1, C2, C3, etc."	Sector / Position	Mount Pipe Size & Length	Vertical Offset Dimension "u"	Horizontal Offset "C1, C2, C3, etc."
A1	2-1/2" STD. PIPE X 84" LONG	75.00	175.00	C1	2-1/2" STD. PIPE X 84" LONG	74.00	140.00
A2	2-1/2" STD. PIPE X 96" LONG	75.00	94.00	C2			
A3	2-1/2" STD. PIPE X108" LONG	75.00	28.00	C3			
A4				C4			
A5				C5			
A6				C6			
B1	2-1/2" STD. PIPE X 108" LONG	82.00	68.00	D1	2-1/2" STD. PIPE X 108" LONG	75.00	256.00
B2				D2	2-1/2" STD. PIPE X 108" LONG	75.00	160.00
B3				D3	2-1/2" STD. PIPE X 108" LONG	75.00	94.00
B4				D4			
B5				D5			
B6				D6			

Distance between bottom rail and mount CL elevation (dim d). Unit is inches. See 'Mount Elev Ref' tab for details. :	
Distance from top of bottom support rail to lowest tip of ant./eqpt. of Carrier above. (N/A if > 10 ft.) :	
Distance from top of bottom support rail to highest tip of ant./eqpt. of Carrier below. (N/A if > 10 ft.) :	
Please enter additional infomation or comments below.	
Tower Face Width at Mount Elev. (ft.): 41.3	Tower Leg Size or Pole Shaft Diameter at Mount Elev. (in.):
For T-Arms/Platforms on monopoles, report the weld size from the main standoff to the plate bolting into the collar mount.	

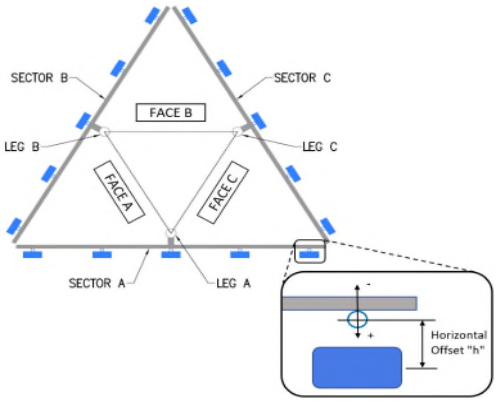

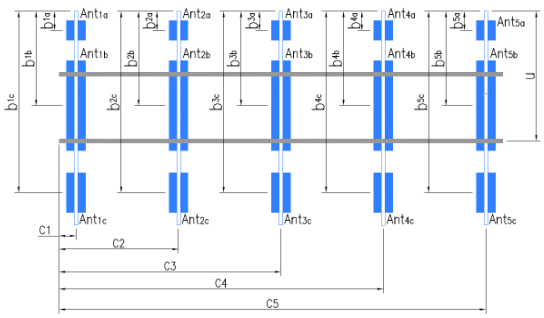

Antenna Layout (Looking Out From Tower)

	Enter antenna model. If not labeled, enter "Unknown".						Mounting Locations [Units are inches and degrees]			Photos of antennas
Ants. Items	Antenna Models if Known	Width (in.)	Depth (in.)	Height (in.)	Coax Size and Qty	Antenna Center-line (Ft.)	Vertical Distances"b_{1a}, b_{2a}, b_{3a}, b_{1b}...." (Inches)	Horiz. Offset "h" (Use "-" if Ant. is behind)	Antenna Azimuth (Degrees)	Photo Numbers
Sector A										
Ant_{1a}										
Ant_{1b}	LPA 80063/6CF	15.00	13.00	71.00		254.933	35.00	19.00	30.00	12,254
Ant_{1c}										
Ant_{2a}										
Ant_{2b}	(2) JAHH-65C-R3B-V2	14.00	8.50	96.00		253.933	47.00	20.00	30.00	12, 257
Ant_{2c}	E14F05P50	6.40	9.60	6.30		255.683	26.00	-4.00		51
Ant_{3a}										
Ant_{3b}	LPA 80063/6CF	15.00	13.00	71.00		254.933	35.00	19.00	30.00	12,254
Ant_{3c}										
Ant_{4a}										
Ant_{4b}										
Ant_{4c}										
Ant_{5a}										
Ant_{5b}										
Ant_{5c}										
Ant on Standoff										
Ant on Standoff										
Ant on Tower										
Ant on Tower										

Mount Azimuth (Degree) for Each Sector			Tower Leg Azimuth (Degree) for Each Sector		
Sector A:	30.00	Deg	Leg A:	55.00	Deg
Sector B:	120.00	Deg	Leg B:	145.00	Deg
Sector C:	205.00	Deg	Leg C:	235.00	Deg
Sector D:	240.00	Deg	Leg D:	325.00	Deg

Climbing Facility Information			
Location:	145.00	Deg	Sector B
Climbing Facility	Corrosion Type:		Good condition.
	Access:		Climbing path was unobstructed.
	Condition:		Good condition.

Please insert a photo of the mount centerline measurement here.

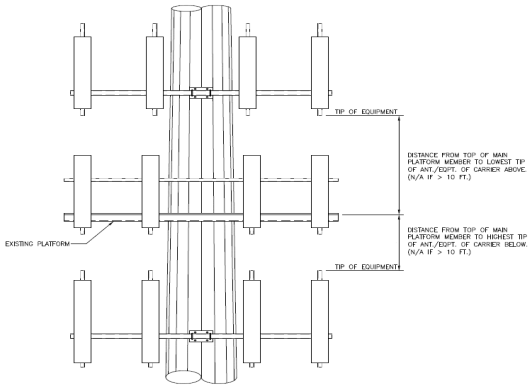

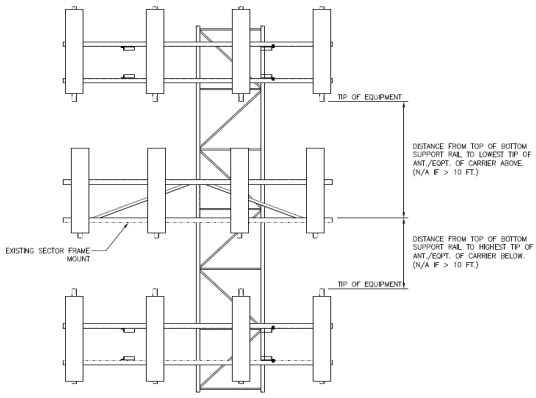

For T-Arms/Platforms on monopoles, record the weld size from the main standoff member to the plate bolting into the collar. See below for reference.

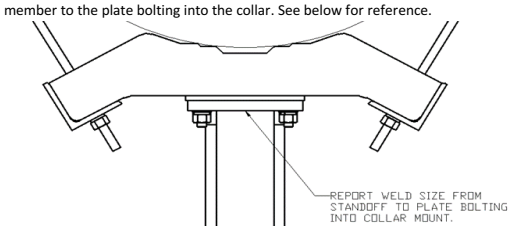

Sector B										
Ant_{1a}										
Ant_{1b}	(2) JAHH-65C-R3B-V2	13.00	8.00	96.00		254.267	50.00	14.00	120.00	61
Ant_{1c}	E14F05P50	6.40	9.60	6.30		256.267	26.00	-4.00		60,62
Ant_{2a}										
Ant_{2b}										
Ant_{2c}										
Ant_{3a}										
Ant_{3b}										
Ant_{3c}										
Ant_{4a}										
Ant_{4b}										
Ant_{4c}										
Ant_{5a}										
Ant_{5b}										
Ant_{5c}										
Ant on Standoff										
Ant on Standoff										
Ant on Tower										
Ant on Tower										
Sector C										
Ant_{1a}										
Ant_{1b}	(2) JAHH-65C-R3B-V2	13.00	8.00	96.00		253.6	50.00	14.00	205.00	193
Ant_{1c}	E14F05P50	6.40	9.60	6.30		255.6	26.00	-4.00		193
Ant_{2a}										
Ant_{2b}										
Ant_{2c}										
Ant_{3a}										
Ant_{3b}										
Ant_{3c}										
Ant_{4a}										
Ant_{4b}										
Ant_{4c}										
Ant_{5a}										
Ant_{5b}										
Ant_{5c}										
Ant on Standoff										
Ant on Standoff										
Ant on Tower										
Ant on Tower										
Sector D										
Ant_{1a}										
Ant_{1b}	LPA-80080/6CF	13.20	5.50	70.90		254.767	37.00	15.00	240.00	185/234
Ant_{1c}										
Ant_{2a}										
Ant_{2b}	OPEN					257.85				185/236
Ant_{2c}										
Ant_{3a}										
Ant_{3b}	LPA-80080/6CF	13.20	5.50	70.90		254.767	37.00	15.00	240.00	185/238
Ant_{3c}										
Ant_{4a}										
Ant_{4b}										
Ant_{4c}										
Ant_{5a}										
Ant_{5b}										
Ant_{5c}										
Ant on Standoff										
Ant on Standoff										
Ant on Tower										
Ant on Tower										

Observed Safety and Structural Issues During the Mount Mapping		
Issue #	Description of Issue	Photo #
1	Antenna by others is loged into tower only holding by jumper cable	47
2		
3		
4		
5		
6		
7		
8		

Observed Obstructions to Tower Lighting System				
If the tower lighting system is being obstructed by the carrier's equipment (for example: a light nested by the antennas), please provide photos and fill in the information below.				Photo #
Description of Obstruction:				
Type of Light:		Photo #		Additional Comments:
Lighting Technology:		Photo #		
Elevation (AGL) at base of light (Ft.):		Photo #		
Is a service loop available?		Photo #		
Is beacon installed on an extension?		Photo #		

Mapping Notes
1. Please report any visible structural or safety issues observed on the antenna mounts (Damaged members, loose connections, tilting mounts, safety climb issues, etc.)
2. If the thickness of the existing pipes or tubing can't be obtained from a general tool (such as Caliper), please use an ultrasonic measurement tool (thickness gauge) to measure the thickness.
3. Please create all required detail sketches of the mounts and insert them into the "Sketches" tab.
4. Please measure and enter the bolt sizes and types under the Members Box in the spreadsheet of the mount type.
5. Take and label the photos of the tower, mounts, connections, antennas and all measurements. Minimum 50 photos are required.
6. Please measure and report the size and length of all existing antenna mounting pipes.
7. Please measure and report the antenna information for all sectors.
8. Don't delete or rearrange any sheet or contents of any sheet from this mapping form.

Standard Conditions
1. Obvious safety and structural issues/deficiencies noticed at the time of the mount mapping are to be reported in this mapping. However, this mount mapping is not a condition assessment of the mount.

V4.0 Updated on 3-31-2021

Antenna Mount Mapping Form (PATENT PENDING)

FCC #
1043495

Tower Owner:	AT&T	**Mapping Date:**	8/31/2021
Site Name:	CHESHIRE CT	**Tower Type:**	Self Support
Site Number or ID:	468692	**Tower Height (Ft.):**	255
Mapping Contractor:	HUDSON DESIGN GROUP LLC,	**Mount Elevation (Ft.):**	251.6

Please Insert Sketches of the Antenna Mount

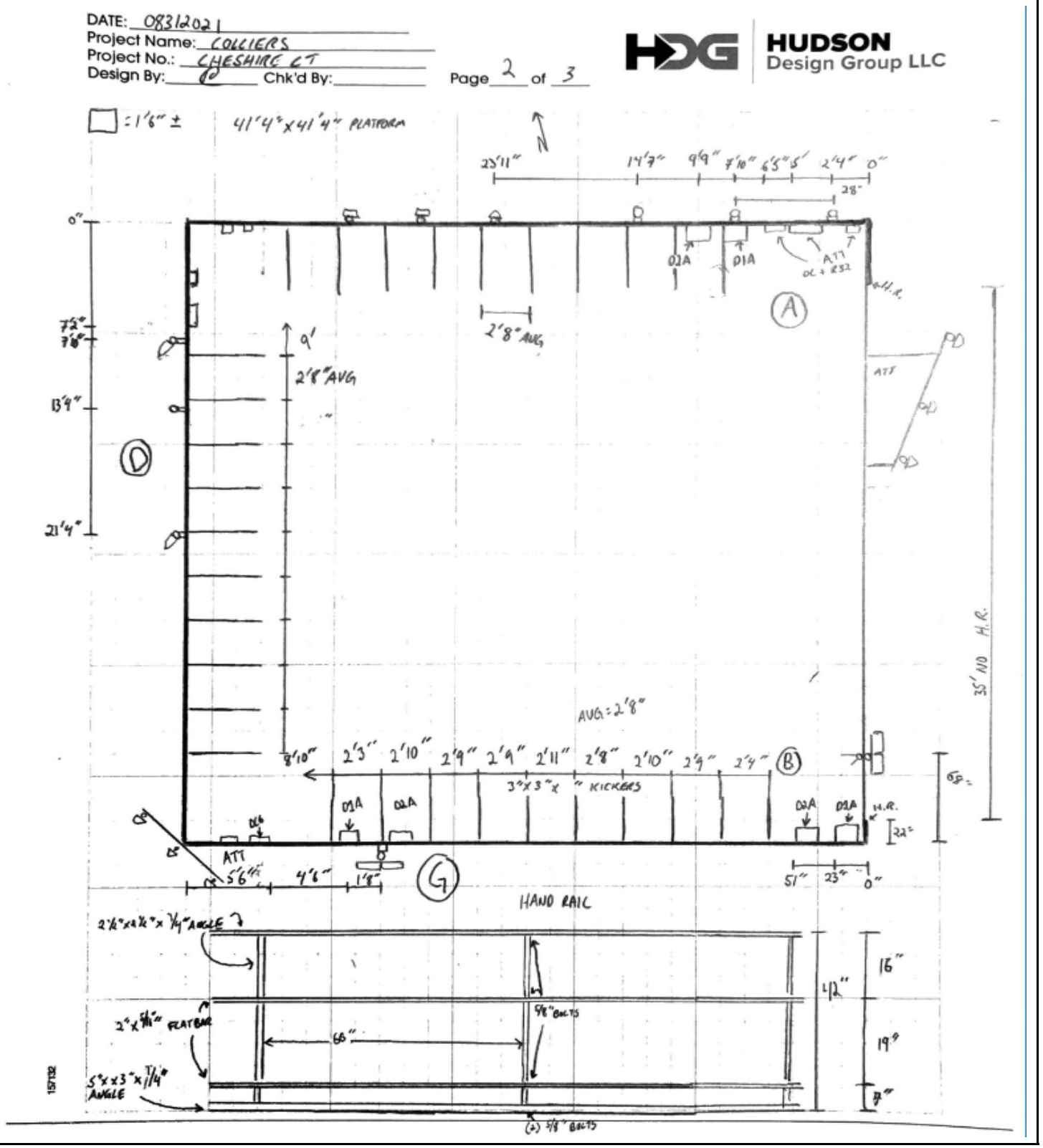

Please Insert Sketches of the Antenna Mount, cont'd

DATE: 08/3/2021
Project Name: COLLIERS
Project No.: CHESHIRE CT
Design By: P Chk'd By:

HUDSON Design Group LLC

Page 3 of 3

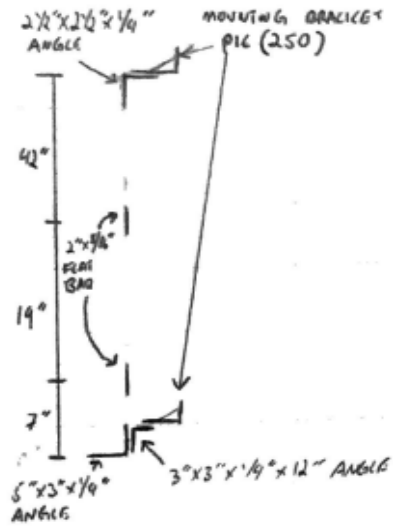

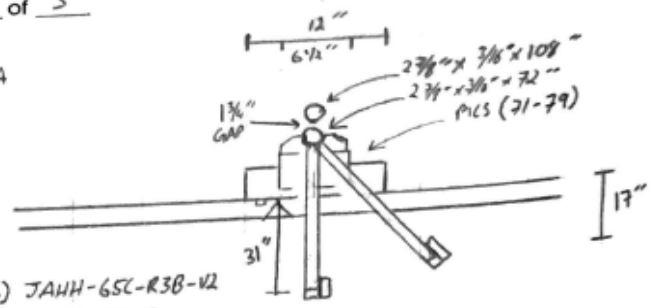

(2) JAHH-65C-R3B-V2
(1) RFV01U-D1A } on H.R.
(1) RFV01U-D2A
(1) OVP

KICKERS
2"x2"x3/16" ANGLE
PICS (89-96, 138-146)

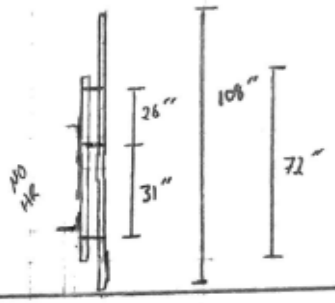

GAMMA

(2) JAHH-65C-R3B
(1) RFV01U-D1A
(1) RFV01U-D2A
(1) OVP

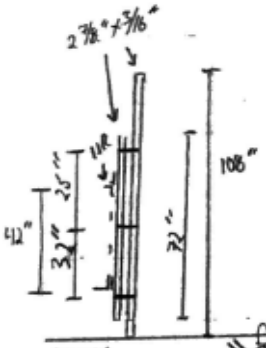

DELTA

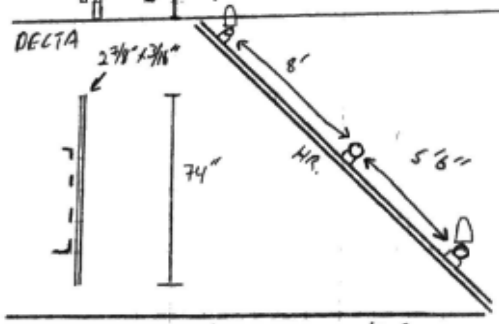

(2) LPA 80010/6CF

ALPHA:

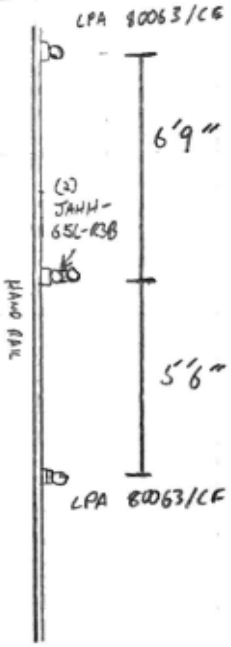

157132

Please Insert Sketches of the Antenna Mount, cont'd

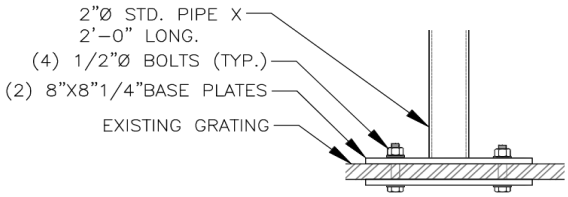

TYP. OVP MOUNT SIDE DETAIL

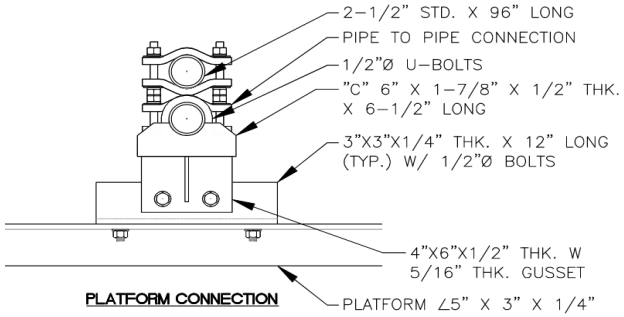

PLATFORM CONNECTION

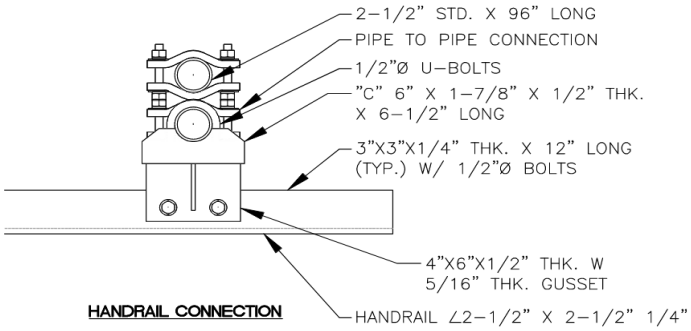

HANDRAIL CONNECTION

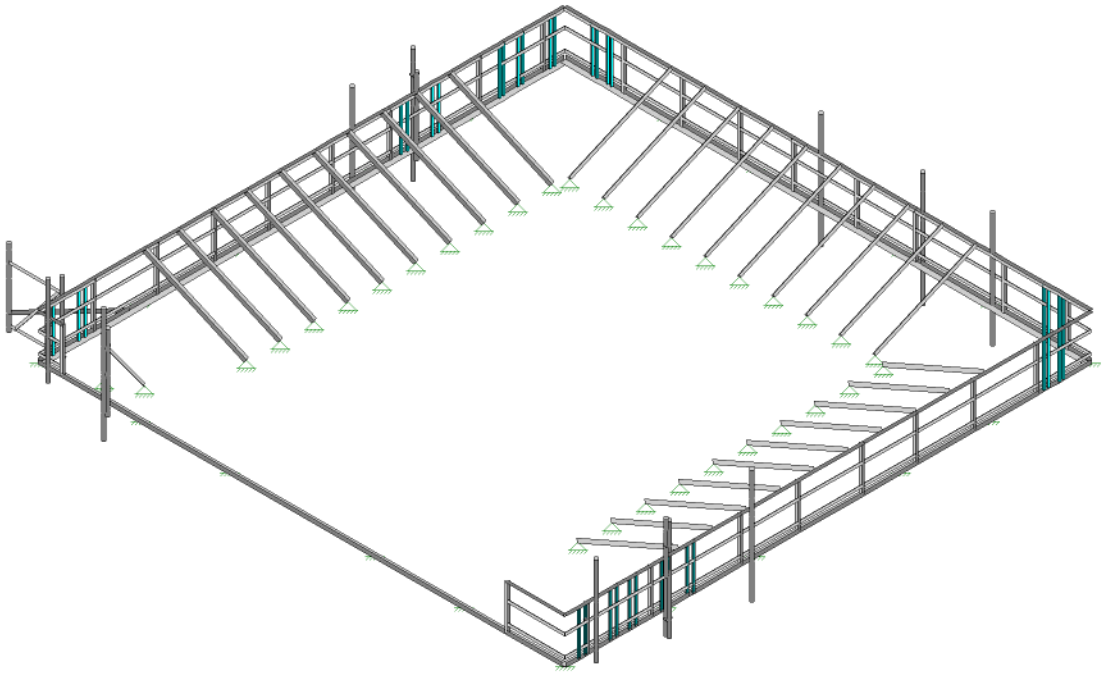

Envelope Only Solution

Maser Consulting	Mount Analysis	SK - 1
SEA		Dec 2, 2021 at 5:46 AM
		468692-VZW_MT_LO_H.r3d

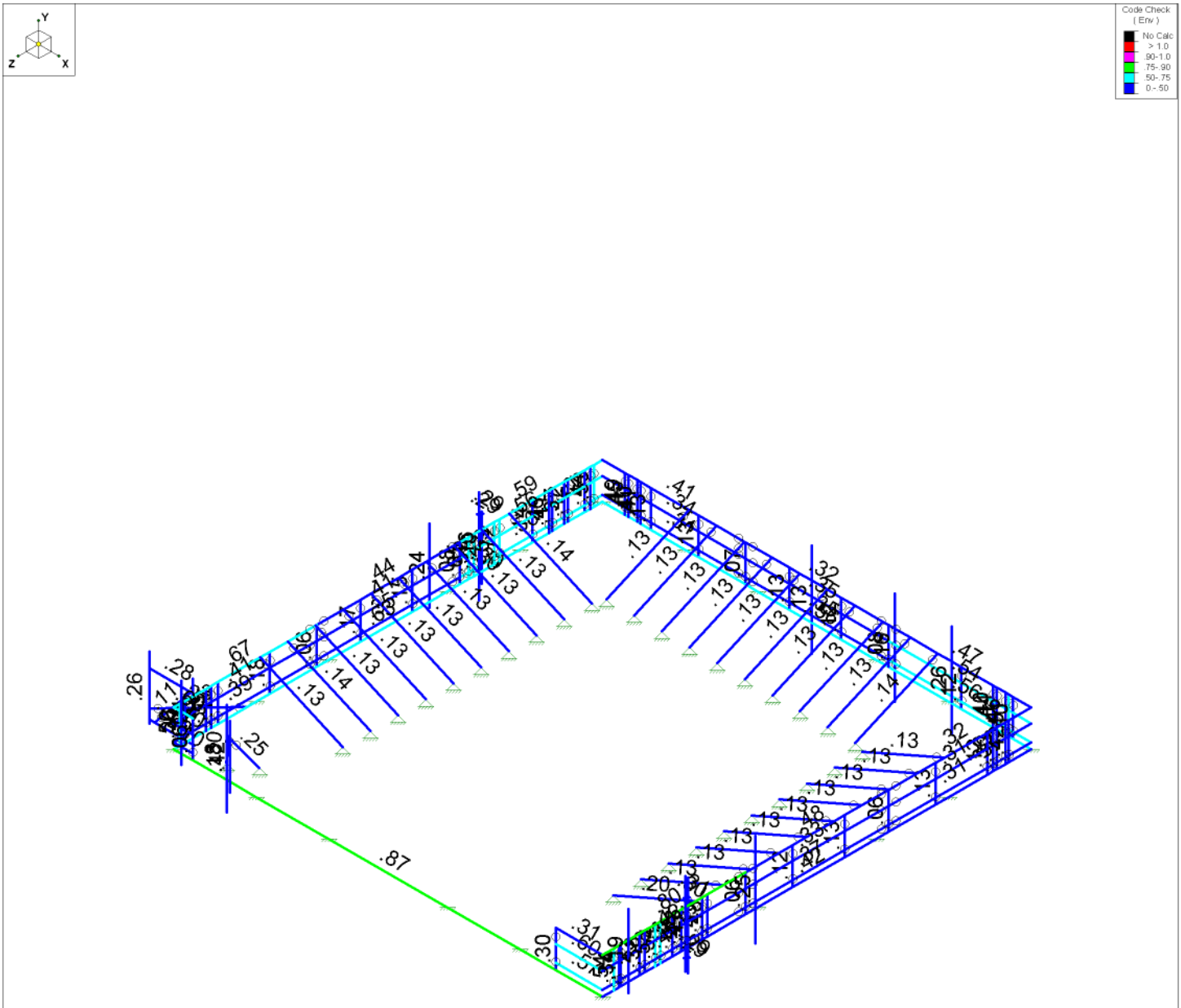

Member Code Checks Displayed (Enveloped)
Envelope Only Solution

Maser Consulting	Mount Analysis	SK - 4
SEA		Dec 2, 2021 at 6:11 AM
		468692-VZW_MT_LO_H.r3d

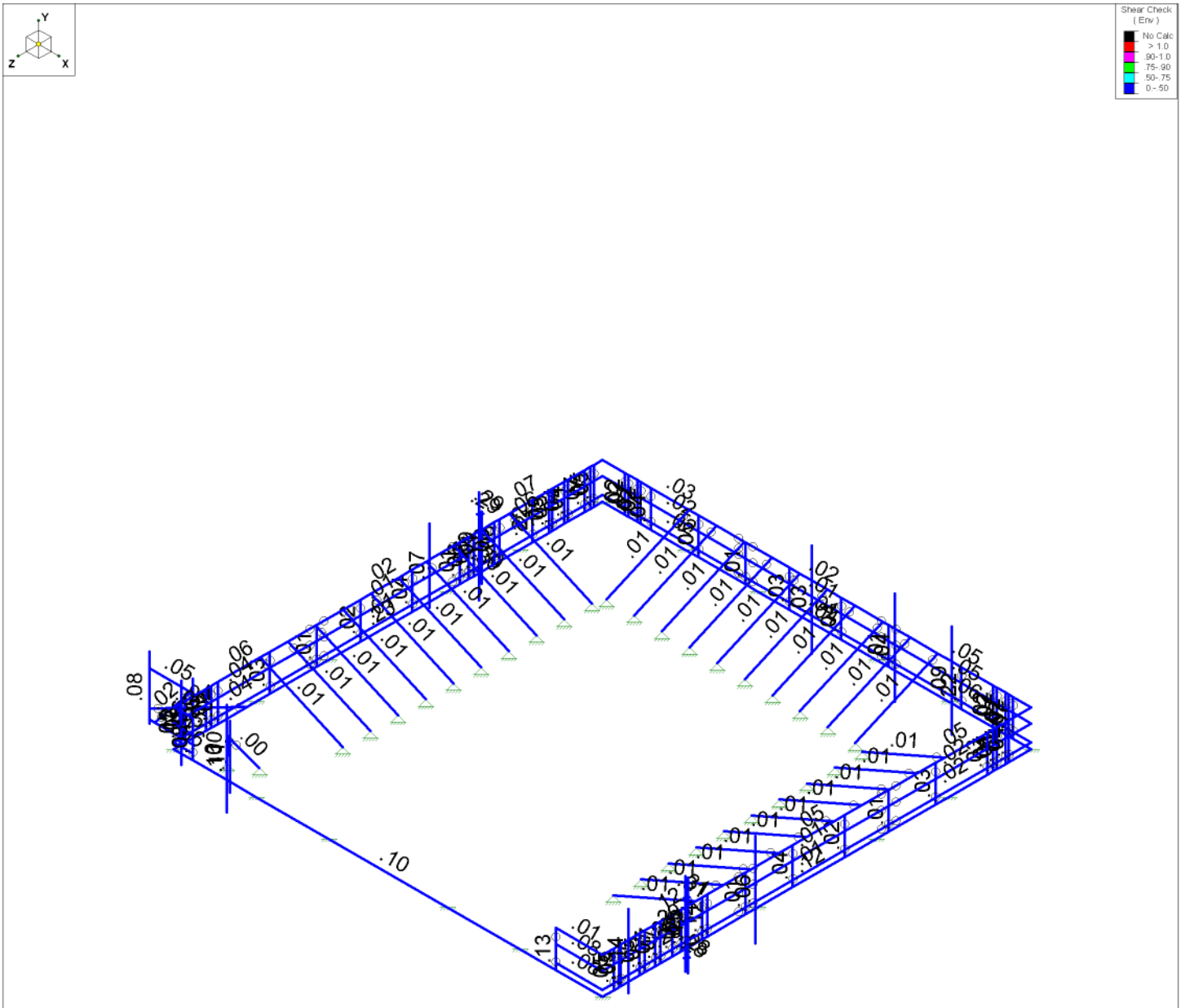

Member Shear Checks Displayed (Enveloped)
Envelope Only Solution

Maser Consulting	Mount Analysis	SK - 5
SEA		Dec 2, 2021 at 6:13 AM
		468692-VZW_MT_LO_H.r3d

Basic Load Cases

	BLC Description	Category	X Gravi...	Y Gravi...	Z Gravity	Joint	Point	Distrib...	Area(M...	Surfac...
1	Antenna D	None					138			
2	Antenna Di	None					138			
3	Antenna Wo (0 Deg)	None					138			
4	Antenna Wo (30 Deg)	None					138			
5	Antenna Wo (60 Deg)	None					138			
6	Antenna Wo (90 Deg)	None					138			
7	Antenna Wo (120 Deg)	None					138			
8	Antenna Wo (150 Deg)	None					138			
9	Antenna Wo (180 Deg)	None					138			
10	Antenna Wo (210 Deg)	None					138			
11	Antenna Wo (240 Deg)	None					138			
12	Antenna Wo (270 Deg)	None					138			
13	Antenna Wo (300 Deg)	None					138			
14	Antenna Wo (330 Deg)	None					138			
15	Antenna Wi (0 Deg)	None					138			
16	Antenna Wi (30 Deg)	None					138			
17	Antenna Wi (60 Deg)	None					138			
18	Antenna Wi (90 Deg)	None					138			
19	Antenna Wi (120 Deg)	None					138			
20	Antenna Wi (150 Deg)	None					138			
21	Antenna Wi (180 Deg)	None					138			
22	Antenna Wi (210 Deg)	None					138			
23	Antenna Wi (240 Deg)	None					138			
24	Antenna Wi (270 Deg)	None					138			
25	Antenna Wi (300 Deg)	None					138			
26	Antenna Wi (330 Deg)	None					138			
27	Antenna Wm (0 Deg)	None					138			
28	Antenna Wm (30 Deg)	None					138			
29	Antenna Wm (60 Deg)	None					138			
30	Antenna Wm (90 Deg)	None					138			
31	Antenna Wm (120 Deg)	None					138			
32	Antenna Wm (150 Deg)	None					138			
33	Antenna Wm (180 Deg)	None					138			
34	Antenna Wm (210 Deg)	None					138			
35	Antenna Wm (240 Deg)	None					138			
36	Antenna Wm (270 Deg)	None					138			
37	Antenna Wm (300 Deg)	None					138			
38	Antenna Wm (330 Deg)	None					138			
39	Structure D	None		-1						
40	Structure Di	None						158		
41	Structure Wo (0 Deg)	None						316		
42	Structure Wo (30 Deg)	None						316		
43	Structure Wo (60 Deg)	None						316		
44	Structure Wo (90 Deg)	None						316		
45	Structure Wo (120 Deg)	None						316		
46	Structure Wo (150 Deg)	None						316		
47	Structure Wo (180 Deg)	None						316		
48	Structure Wo (210 Deg)	None						316		

Basic Load Cases (Continued)

	BLC Description	Category	X Gravi...	Y Gravi...	Z Gravity	Joint	Point	Distrib...	Area(M...	Surfac...
49	Structure Wo (240 Deg)	None						316		
50	Structure Wo (270 Deg)	None						316		
51	Structure Wo (300 Deg)	None						316		
52	Structure Wo (330 Deg)	None						316		
53	Structure Wi (0 Deg)	None						316		
54	Structure Wi (30 Deg)	None						316		
55	Structure Wi (60 Deg)	None						316		
56	Structure Wi (90 Deg)	None						316		
57	Structure Wi (120 Deg)	None						316		
58	Structure Wi (150 Deg)	None						316		
59	Structure Wi (180 Deg)	None						316		
60	Structure Wi (210 Deg)	None						316		
61	Structure Wi (240 Deg)	None						316		
62	Structure Wi (270 Deg)	None						316		
63	Structure Wi (300 Deg)	None						316		
64	Structure Wi (330 Deg)	None						316		
65	Structure Wm (0 Deg)	None						316		
66	Structure Wm (30 Deg)	None						316		
67	Structure Wm (60 Deg)	None						316		
68	Structure Wm (90 Deg)	None						316		
69	Structure Wm (120 Deg)	None						316		
70	Structure Wm (150 Deg)	None						316		
71	Structure Wm (180 Deg)	None						316		
72	Structure Wm (210 Deg)	None						316		
73	Structure Wm (240 Deg)	None						316		
74	Structure Wm (270 Deg)	None						316		
75	Structure Wm (300 Deg)	None						316		
76	Structure Wm (330 Deg)	None						316		
77	Lm1	None					1			
78	Lm2	None					1			
79	Lv1	None					1			
80	Lv2	None					1			
81	Antenna Ev	None					138			
82	Antenna Eh (0 Deg)	None					92			
83	Antenna Eh (90 Deg)	None					92			
84	Structure Ev	ELY		-.043						
85	Structure Eh (0 Deg)	ELZ	-.107							
86	Structure Eh (90 Deg)	ELX			.107					

Load Combinations

	Description	So...	P...	S...	BLC	Fac...	BLC	Fac...	BLC	Fac...	BLC	Fac...	BLC	Fac...	BLC	Fac...	BLC	Fac...	BLC	Fac...	BLC	Fac...	BLC	Fac...
1	1.2D+1.0Wo (0 Deg)	Yes	Y		1	1.2	39	1.2	3	1	41	1												
2	1.2D+1.0Wo (30 Deg)	Yes	Y		1	1.2	39	1.2	4	1	42	1												
3	1.2D+1.0Wo (60 Deg)	Yes	Y		1	1.2	39	1.2	5	1	43	1												
4	1.2D+1.0Wo (90 Deg)	Yes	Y		1	1.2	39	1.2	6	1	44	1												
5	1.2D+1.0Wo (120 D...	Yes	Y		1	1.2	39	1.2	7	1	45	1												
6	1.2D+1.0Wo (150 D...	Yes	Y		1	1.2	39	1.2	8	1	46	1												
7	1.2D+1.0Wo (180 D...	Yes	Y		1	1.2	39	1.2	9	1	47	1												
8	1.2D+1.0Wo (210 D...	Yes	Y		1	1.2	39	1.2	10	1	48	1												
9	1.2D+1.0Wo (240 D...	Yes	Y		1	1.2	39	1.2	11	1	49	1												

Load Combinations (Continued)

	Description	So...	P...	S...	BLC	Fac...	BLC	Fac...	BLC	Fac...	BLC	Fac...	BLC	Fac...	BLC	Fac...	BLC	Fac...	BLC	Fac...	BLC	Fac...	BLC	Fac...
10	1.2D+1.0Wo (270 D...	Yes	Y		1	1.2	39	1.2	12	1	50	1												
11	1.2D+1.0Wo (300 D...	Yes	Y		1	1.2	39	1.2	13	1	51	1												
12	1.2D+1.0Wo (330 D...	Yes	Y		1	1.2	39	1.2	14	1	52	1												
13	1.2D + 1.0Di + 1.0...	Yes	Y		1	1.2	39	1.2	2	1	40	1	15	1	53	1								
14	1.2D + 1.0Di + 1.0...	Yes	Y		1	1.2	39	1.2	2	1	40	1	16	1	54	1								
15	1.2D + 1.0Di + 1.0...	Yes	Y		1	1.2	39	1.2	2	1	40	1	17	1	55	1								
16	1.2D + 1.0Di + 1.0...	Yes	Y		1	1.2	39	1.2	2	1	40	1	18	1	56	1								
17	1.2D + 1.0Di + 1.0...	Yes	Y		1	1.2	39	1.2	2	1	40	1	19	1	57	1								
18	1.2D + 1.0Di + 1.0...	Yes	Y		1	1.2	39	1.2	2	1	40	1	20	1	58	1								
19	1.2D + 1.0Di + 1.0...	Yes	Y		1	1.2	39	1.2	2	1	40	1	21	1	59	1								
20	1.2D + 1.0Di + 1.0...	Yes	Y		1	1.2	39	1.2	2	1	40	1	22	1	60	1								
21	1.2D + 1.0Di + 1.0...	Yes	Y		1	1.2	39	1.2	2	1	40	1	23	1	61	1								
22	1.2D + 1.0Di + 1.0...	Yes	Y		1	1.2	39	1.2	2	1	40	1	24	1	62	1								
23	1.2D + 1.0Di + 1.0...	Yes	Y		1	1.2	39	1.2	2	1	40	1	25	1	63	1								
24	1.2D + 1.0Di + 1.0...	Yes	Y		1	1.2	39	1.2	2	1	40	1	26	1	64	1								
25	1.2D + 1.5Lm1 + 1.0...		Y		1	1.2	39	1.2	77	1.5	27	1	65	1										
26	1.2D + 1.5Lm1 + 1.0...		Y		1	1.2	39	1.2	77	1.5	28	1	66	1										
27	1.2D + 1.5Lm1 + 1.0...		Y		1	1.2	39	1.2	77	1.5	29	1	67	1										
28	1.2D + 1.5Lm1 + 1.0...		Y		1	1.2	39	1.2	77	1.5	30	1	68	1										
29	1.2D + 1.5Lm1 + 1.0...		Y		1	1.2	39	1.2	77	1.5	31	1	69	1										
30	1.2D + 1.5Lm1 + 1.0...		Y		1	1.2	39	1.2	77	1.5	32	1	70	1										
31	1.2D + 1.5Lm1 + 1.0...		Y		1	1.2	39	1.2	77	1.5	33	1	71	1										
32	1.2D + 1.5Lm1 + 1.0...		Y		1	1.2	39	1.2	77	1.5	34	1	72	1										
33	1.2D + 1.5Lm1 + 1.0...		Y		1	1.2	39	1.2	77	1.5	35	1	73	1										
34	1.2D + 1.5Lm1 + 1.0...		Y		1	1.2	39	1.2	77	1.5	36	1	74	1										
35	1.2D + 1.5Lm1 + 1.0...		Y		1	1.2	39	1.2	77	1.5	37	1	75	1										
36	1.2D + 1.5Lm1 + 1.0...		Y		1	1.2	39	1.2	77	1.5	38	1	76	1										
37	1.2D + 1.5Lm2 + 1.0...		Y		1	1.2	39	1.2	78	1.5	27	1	65	1										
38	1.2D + 1.5Lm2 + 1.0...		Y		1	1.2	39	1.2	78	1.5	28	1	66	1										
39	1.2D + 1.5Lm2 + 1.0...		Y		1	1.2	39	1.2	78	1.5	29	1	67	1										
40	1.2D + 1.5Lm2 + 1.0...		Y		1	1.2	39	1.2	78	1.5	30	1	68	1										
41	1.2D + 1.5Lm2 + 1.0...		Y		1	1.2	39	1.2	78	1.5	31	1	69	1										
42	1.2D + 1.5Lm2 + 1.0...		Y		1	1.2	39	1.2	78	1.5	32	1	70	1										
43	1.2D + 1.5Lm2 + 1.0...		Y		1	1.2	39	1.2	78	1.5	33	1	71	1										
44	1.2D + 1.5Lm2 + 1.0...		Y		1	1.2	39	1.2	78	1.5	34	1	72	1										
45	1.2D + 1.5Lm2 + 1.0...		Y		1	1.2	39	1.2	78	1.5	35	1	73	1										
46	1.2D + 1.5Lm2 + 1.0...		Y		1	1.2	39	1.2	78	1.5	36	1	74	1										
47	1.2D + 1.5Lm2 + 1.0...		Y		1	1.2	39	1.2	78	1.5	37	1	75	1										
48	1.2D + 1.5Lm2 + 1.0...		Y		1	1.2	39	1.2	78	1.5	38	1	76	1										
49	1.2D + 1.5Lv1		Y		1	1.2	39	1.2	79	1.5														
50	1.2D + 1.5Lv2		Y		1	1.2	39	1.2	80	1.5														
51	1.4D	Yes	Y		1	1.4	39	1.4																
52	1.2D + 1.0Ev + 1.0E...	Yes	Y		1	1.2	39	1.2	81	1	ELY	1	82	1	83		ELZ	1	ELX					
53	1.2D + 1.0Ev + 1.0E...	Yes	Y		1	1.2	39	1.2	81	1	ELY	1	82	.866	83	.5	ELZ	.866	ELX	.5				
54	1.2D + 1.0Ev + 1.0E...	Yes	Y		1	1.2	39	1.2	81	1	ELY	1	82	.5	83	.866	ELZ	.5	ELX	.866				
55	1.2D + 1.0Ev + 1.0E...	Yes	Y		1	1.2	39	1.2	81	1	ELY	1	82		83	1	ELZ		ELX	1				
56	1.2D + 1.0Ev + 1.0E...	Yes	Y		1	1.2	39	1.2	81	1	ELY	1	82	-.5	83	.866	ELZ	-.5	ELX	.866				
57	1.2D + 1.0Ev + 1.0E...	Yes	Y		1	1.2	39	1.2	81	1	ELY	1	82	-.866	83	.5	ELZ	-.866	ELX	.5				
58	1.2D + 1.0Ev + 1.0E...	Yes	Y		1	1.2	39	1.2	81	1	ELY	1	82	-1	83		ELZ	-1	ELX					
59	1.2D + 1.0Ev + 1.0E...	Yes	Y		1	1.2	39	1.2	81	1	ELY	1	82	-.866	83	-.5	ELZ	-.866	ELX	-.5				
60	1.2D + 1.0Ev + 1.0E...	Yes	Y		1	1.2	39	1.2	81	1	ELY	1	82	-.5	83	-.866	ELZ	-.5	ELX	-.866				
61	1.2D + 1.0Ev + 1.0E...	Yes	Y		1	1.2	39	1.2	81	1	ELY	1	82		83	-1	ELZ		ELX	-1				

Load Combinations (Continued)

	Description	So...	P...	S...	BLC	Fac...	BLC	Fac...	BLC	Fac...	BLC	Fac...	BLC	Fac...	BLC	Fac...	BLC	Fac...	BLC	Fac...	BLC	Fac...	BLC	Fac...
62	1.2D + 1.0Ev + 1.0E...	Yes	Y		1	1.2	39	1.2	81	1	ELY	1	82	.5	83	-.866	ELZ	.5	ELX	-.866				
63	1.2D + 1.0Ev + 1.0E...	Yes	Y		1	1.2	39	1.2	81	1	ELY	1	82	.866	83	-.5	ELZ	.866	ELX	-.5				
64	0.9D - 1.0Ev + 1.0E...	Yes	Y		1	.9	39	.9	81	-1	ELY	-1	82	1	83		ELZ	1	ELX					
65	0.9D - 1.0Ev + 1.0E...	Yes	Y		1	.9	39	.9	81	-1	ELY	-1	82	.866	83	.5	ELZ	.866	ELX	.5				
66	0.9D - 1.0Ev + 1.0E...	Yes	Y		1	.9	39	.9	81	-1	ELY	-1	82	.5	83	.866	ELZ	.5	ELX	.866				
67	0.9D - 1.0Ev + 1.0E...	Yes	Y		1	.9	39	.9	81	-1	ELY	-1	82		83	1	ELZ		ELX	1				
68	0.9D - 1.0Ev + 1.0E...	Yes	Y		1	.9	39	.9	81	-1	ELY	-1	82	-.5	83	.866	ELZ	-.5	ELX	.866				
69	0.9D - 1.0Ev + 1.0E...	Yes	Y		1	.9	39	.9	81	-1	ELY	-1	82	-.866	83	.5	ELZ	-.866	ELX	.5				
70	0.9D - 1.0Ev + 1.0E...	Yes	Y		1	.9	39	.9	81	-1	ELY	-1	82	-1	83		ELZ	-1	ELX					
71	0.9D - 1.0Ev + 1.0E...	Yes	Y		1	.9	39	.9	81	-1	ELY	-1	82	-.866	83	-.5	ELZ	-.866	ELX	-.5				
72	0.9D - 1.0Ev + 1.0E...	Yes	Y		1	.9	39	.9	81	-1	ELY	-1	82	-.5	83	-.866	ELZ	-.5	ELX	-.866				
73	0.9D - 1.0Ev + 1.0E...	Yes	Y		1	.9	39	.9	81	-1	ELY	-1	82		83	-1	ELZ		ELX	-1				
74	0.9D - 1.0Ev + 1.0E...	Yes	Y		1	.9	39	.9	81	-1	ELY	-1	82	.5	83	-.866	ELZ	.5	ELX	-.866				
75	0.9D - 1.0Ev + 1.0E...	Yes	Y		1	.9	39	.9	81	-1	ELY	-1	82	.866	83	-.5	ELZ	.866	ELX	-.5				

Joint Coordinates and Temperatures

	Label	X [ft]	Y [ft]	Z [ft]	Temp [F]	Detach From Diap...
1	N1	0	0	0	0	
2	N2	0	0	41.333333	0	
3	N3	41.333333	0	0	0	
4	N4	41.333333	0	41.333333	0	
5	N5	1.833333	0	41.333333	0	
6	N6	36.833333	0	41.333333	0	
7	N7	32.333333	0	0	0	
8	N8	29.666667	0	0	0	
9	N9	27	0	0	0	
10	N10	24.333333	0	0	0	
11	N11	21.666667	0	0	0	
12	N12	19	0	0	0	
13	N13	16.333333	0	0	0	
14	N14	13.666667	0	0	0	
15	N15	11	0	0	0	
16	N16	8.333333	0	0	0	
17	N17	33.5	0	0	0	
18	N18	28	0	0	0	
19	N19	20	0	0	0	
20	N20	33.5	0	-0.166667	0	
21	N21	28	0	-0.166667	0	
22	N22	20	0	-0.166667	0	
23	N23	33.5	2.75	-0.166667	0	
24	N24	28	2.75	-0.166667	0	
25	N25	20	2.75	-0.166667	0	
26	N26	33.5	-6.25	-0.166667	0	
27	N27	28	-6.25	-0.166667	0	
28	N28	20	-6.25	-0.166667	0	
29	N29	0	-1.333333	0	0	
30	N30	0	-1.333333	41.333333	0	
31	N31	41.333333	-1.333333	0	0	
32	N32	41.333333	-1.333333	41.333333	0	
33	N33	1.833333	-1.333333	41.333333	0	

Joint Coordinates and Temperatures (Continued)

	Label	X [ft]	Y [ft]	Z [ft]	Temp [F]	Detach From Diap...
34	N34	36.833333	-1.333333	41.333333	0	
35	N35	0	-2.916667	0	0	
36	N36	0	-2.916667	41.333333	0	
37	N37	41.333333	-2.916667	0	0	
38	N38	41.333333	-2.916667	41.333333	0	
39	N39	1.833333	-2.916667	41.333333	0	
40	N40	36.833333	-2.916667	41.333333	0	
41	N41	0	-3.5	0	0	
42	N42	0	-3.5	41.333333	0	
43	N43	41.333333	-3.5	0	0	
44	N44	41.333333	-3.5	41.333333	0	
45	N45	1.833333	-3.5	41.333333	0	
46	N47	41.333333	0	39	0	
47	N48	41.333333	0	33.5	0	
48	N49	41.333333	0	26.75	0	
49	N50	41.5	0	39	0	
50	N51	41.5	0	33.5	0	
51	N52	41.5	0	26.75	0	
52	N53	41.5	2.75	39	0	
53	N54	41.5	2.75	33.5	0	
54	N55	41.5	2.75	26.75	0	
55	N56	41.5	-4.25	39	0	
56	N57	41.5	-5.25	33.5	0	
57	N58	41.5	-6.25	26.75	0	
58	N59	32.333333	-3.5	7.958333	0	
59	N60	29.666667	-3.5	7.958333	0	
60	N61	27	-3.5	7.958333	0	
61	N62	24.333333	-3.5	7.958333	0	
62	N63	21.666667	-3.5	7.958333	0	
63	N64	19	-3.5	7.958333	0	
64	N65	16.333333	-3.5	7.958333	0	
65	N66	13.666667	-3.5	7.958333	0	
66	N67	11	-3.5	7.958333	0	
67	N68	8.333333	-3.5	7.958333	0	
68	N71	20.666667	-3.5	20.666667	0	
69	N70	0	0	9	0	
70	N71A	-0.	0	11.666667	0	
71	N72	-0.	0	14.333333	0	
72	N73	0	0	17	0	
73	N74	0	0	19.666667	0	
74	N75	0	0	22.333333	0	
75	N76	0.	0	25	0	
76	N77	0.	0	27.666667	0	
77	N78	0.	0	30.333333	0	
78	N79	0.	0	33	0	
79	N80	7.958333	-3.5	9	0	
80	N81	7.958333	-3.5	11.666667	0	
81	N82	7.958333	-3.5	14.333333	0	
82	N83	7.958333	-3.5	17	0	
83	N84	7.958333	-3.5	19.666667	0	
84	N85	7.958333	-3.5	22.333333	0	
85	N86	7.958333	-3.5	25	0	

Joint Coordinates and Temperatures (Continued)

	Label	X [ft]	Y [ft]	Z [ft]	Temp [F]	Detach From Diap...
86	N87	7.958333	-3.5	27.666667	0	
87	N88	7.958333	-3.5	30.333333	0	
88	N89	7.958333	-3.5	33	0	
89	N90	41.333333	0	32.333333	0	
90	N91	41.333333	0	29.666667	0	
91	N92	41.333333	0	27	0	
92	N93	41.333333	0	24.333333	0	
93	N94	41.333333	0	21.666667	0	
94	N95	41.333333	0	19	0	
95	N96	41.333333	0	16.333333	0	
96	N97	41.333333	0	13.666667	0	
97	N98	41.333333	0	11	0	
98	N99	41.333333	0	8.333333	0	
99	N100	33.375	-3.5	32.333333	0	
100	N101	33.375	-3.5	29.666667	0	
101	N102	33.375	-3.5	27	0	
102	N103	33.375	-3.5	24.333333	0	
103	N104	33.375	-3.5	21.666667	0	
104	N105	33.375	-3.5	19	0	
105	N106	33.375	-3.5	16.333333	0	
106	N107	33.375	-3.5	13.666667	0	
107	N108	33.375	-3.5	11	0	
108	N109	33.375	-3.5	8.333333	0	
109	N110	0	0	11.416667	0	
110	N111	0	-3.5	11.416667	0	
111	N112	-.25	0	11.416667	0	
112	N113	-.25	-3.5	11.416667	0	
113	N114	-.25	1.25	11.416667	0	
114	N115	-.25	-4.75	11.416667	0	
115	N116	-.5	2.75	11.416667	0	
116	N117	-.5	-6.25	11.416667	0	
117	N118	-.25	1	11.416667	0	
118	N119	-.25	-3.75	11.416667	0	
119	N120	-.5	1	11.416667	0	
120	N121	-.5	-3.75	11.416667	0	
121	N122	-.25	1	11.583333	0	
122	N123	-.25	-3.75	11.583333	0	
123	N124	-.5	1	11.583333	0	
124	N125	-.5	-3.75	11.583333	0	
125	N126	-.25	1	11.25	0	
126	N127	-.25	-3.75	11.25	0	
127	N128	-.5	1	11.25	0	
128	N129	-.5	-3.75	11.25	0	
129	N130	0	0	39.25	0	
130	N131	0	-3.5	39.25	0	
131	N132	41.333333	-3.5	39	0	
132	N133	41.333333	-3.5	33.5	0	
133	N134	41.333333	-3.5	26.75	0	
134	N135	41.5	-3.5	39	0	
135	N136	41.5	-3.5	33.5	0	
136	N137	41.5	-3.5	26.75	0	
137	ACL	41.5	-1.166667	39	0	

Joint Coordinates and Temperatures (Continued)

	Label	X [ft]	Y [ft]	Z [ft]	Temp [F]	Detach From Diap...
138	N139	41.75	2.75	33.5	0	
139	N140	41.75	-5.25	33.5	0	
140	N141	41.5	1	33.5	0	
141	N142	41.5	-4	33.5	0	
142	N143	41.5	1	33.666667	0	
143	N144	41.5	-4	33.666667	0	
144	N145	41.5	1	33.333333	0	
145	N146	41.5	-4	33.333333	0	
146	N147	41.75	1	33.5	0	
147	N148	41.75	-4	33.5	0	
148	N149	41.75	1	33.666667	0	
149	N150	41.75	-4	33.666667	0	
150	N151	41.75	1	33.333333	0	
151	N152	41.75	-4	33.333333	0	
152	N153	41.5	-0.166667	39	0	
153	N154	41.5	1.833333	33.5	0	
154	N155	41.5	.75	26.75	0	
155	N156	41.5	-3.083333	39	0	
156	ACL2A	41.5	-1.166667	33.5	0	
157	ACL1	41.5	-.5	26.75	0	
158	N158	-.25	0	39.25	0	
159	N159	-.25	-3.5	39.25	0	
160	N160	-.25	1.25	39.25	0	
161	N161	-.25	-4.75	39.25	0	
162	N162	-.25	-4.416667	39.25	0	
163	N163	-.25	-0.166667	39.25	0	
164	N164	-.25	-4.416667	39.083333	0	
165	N165	-.25	-0.166667	39.083333	0	
166	N166	-4.583333	-4.416667	39.083333	0	
167	N167	-4.583333	-0.166667	39.083333	0	
168	N168	-4.583333	1.25	39.083333	0	
169	N169	-4.583333	-4.75	39.083333	0	
170	N170	-4.583333	-3.5	39.083333	0	
171	N171	0	-3.5	34.25	0	
172	ACLB3	-4.583333	-1.166667	39.083333	0	
173	N173	-4.583333	0.833333	39.083333	0	
174	N174	5.666667	-3.5	41.333333	0	
175	N175	5.666667	-3.5	41.583333	0	
176	N176	5.666667	1.833333	41.583333	0	
177	N177	5.666667	-4.166667	41.583333	0	
178	N178	5.666667	3.333333	41.864583	0	
179	N179	5.666667	-5.666667	41.864583	0	
180	N180	5.666667	-3.75	41.583333	0	
181	N181	5.666667	-1.416667	41.583333	0	
182	N182	5.666667	.75	41.583333	0	
183	N183	5.666667	-3.75	41.864583	0	
184	N184	5.666667	-1.416667	41.864583	0	
185	N185	5.666667	.75	41.864583	0	
186	N186	5.666667	-1.166667	41.864583	0	
187	N187	5.666667	1.833333	41.864583	0	
188	N188	33.5	-3.5	0	0	
189	N189	28	-3.5	0	0	

Joint Coordinates and Temperatures (Continued)

	Label	X [ft]	Y [ft]	Z [ft]	Temp [F]	Detach From Diap...
190	N190	20	-3.5	0	0	
191	N191	33.5	-3.5	-0.166667	0	
192	N192	28	-3.5	-0.166667	0	
193	N193	20	-3.5	-0.166667	0	
194	N194	0.916667	0	41.333333	0	
195	N195	0.916667	0	41.5	0	
196	N196	0.916667	2.75	41.5	0	
197	N197	0.916667	-4.25	41.5	0	
198	N198	0.916667	-3.5	41.333333	0	
199	N199	0.916667	-3.5	41.5	0	
200	N200	0.916667	-1.166667	41.5	0	
201	N201	0.916667	-0.166667	41.5	0	
202	N202	0.916667	-3.083333	41.5	0	
203	N203	-0.583333	-0.166667	39.083333	0	
204	N204	-4.083333	-4.416667	39.083333	0	
205	N205	0	0	16.416667	0	
206	N206	0	-3.5	16.416667	0	
207	N207	-.25	0	16.416667	0	
208	N208	-.25	-3.5	16.416667	0	
209	N209	-.25	2.75	16.416667	0	
210	N210	-.25	-4.25	16.416667	0	
211	N213	-.5	-1.166667	11.416667	0	
212	N214	-.25	-1.166667	16.416667	0	
213	N213A	-.5	1.833333	11.416667	0	
214	N214A	5.666667	-3.5	38.75	0	
215	N215	5.666667	0.833333	41.583333	0	
216	N216	5.666667	0.333333	41.583333	0	
217	N217	3.666667	-3.5	39.916667	0	
218	N218	36.833333	-3.5	41.333333	0	
219	N223	41.333333	0	39.583333	0	
220	N224	41.333333	-3.5	39.583333	0	
221	N239	41.333333	0	34.583333	0	
222	N240	41.333333	-3.5	34.583333	0	
223	N241	41.333333	0	4.25	0	
224	N242	41.333333	-3.5	4.25	0	
225	N243	41.333333	0	9.25	0	
226	N244	41.333333	-3.5	9.25	0	
227	N245	41.333333	0	13.777777	0	
228	N246	41.333333	-3.5	13.777777	0	
229	N247	41.333333	0	18	0	
230	N248	41.333333	-3.5	18	0	
231	N249	41.333333	0	23	0	
232	N250	41.333333	-3.5	23	0	
233	N251	41.333333	0	27.555558	0	
234	N252	41.333333	-3.5	27.555558	0	
235	N253	41.333333	-2.916667	39.583333	0	
236	N260	41.333333	-2.916667	34.583333	0	
237	N261	41.333333	-2.916667	4.25	0	
238	N262	41.333333	-2.916667	9.25	0	
239	N263	41.333333	-2.916667	13.777777	0	
240	N264	41.333333	-2.916667	18	0	
241	N265	41.333333	-2.916667	23	0	

Joint Coordinates and Temperatures (Continued)

	Label	X [ft]	Y [ft]	Z [ft]	Temp [F]	Detach From Diap...
242	N266	41.333333	-2.916667	27.555558	0	
243	N269	41.333333	-1.333333	39.583333	0	
244	N276	41.333333	-1.333333	34.583333	0	
245	N277	41.333333	-1.333333	4.25	0	
246	N278	41.333333	-1.333333	9.25	0	
247	N279	41.333333	-1.333333	13.777777	0	
248	N280	41.333333	-1.333333	18	0	
249	N281	41.333333	-1.333333	23	0	
250	N282	41.333333	-1.333333	27.555558	0	
251	ACLB1	5.666667	-1	41.864583	0	
252	N324	41.333333	0	31.75	0	
253	N327	41.333333	0	31.25	0	
254	N330	41.333333	-3.5	31.75	0	
255	N333	41.333333	-3.5	31.25	0	
256	N336	41.333333	0	33.75	0	
257	N339	41.333333	0	33.25	0	
258	N342	41.333333	-3.5	33.75	0	
259	N345	41.333333	-3.5	33.25	0	
260	N347	41.333333	-1	31.75	0	
261	N348	41.333333	-1	31.25	0	
262	N349	41.333333	-1	33.75	0	
263	N350	41.333333	-1	33.25	0	
264	N336A	0	0	10.416667	0	
265	N337	0	0	9.916667	0	
266	N338	0	-3.5	10.416667	0	
267	N339A	0	-3.5	9.916667	0	
268	N340	0	0	12.916667	0	
269	N341	0	0	12.416667	0	
270	N342A	0	-3.5	12.916667	0	
271	N343	0	-3.5	12.416667	0	
272	N344	0	-1	10.416667	0	
273	N345A	0	-1	9.916667	0	
274	N346	0	-1	12.916667	0	
275	N347A	0	-1	12.416667	0	
276	N348A	0	0	40.75	0	
277	N349A	0	0	40.25	0	
278	N350A	0	-3.5	40.75	0	
279	N351	0	-3.5	40.25	0	
280	N352	0	0	38.25	0	
281	N353	0	0	37.75	0	
282	N354	0	-3.5	38.25	0	
283	N355	0	-3.5	37.75	0	
284	N356	0	-1	40.75	0	
285	N357	0	-1	40.25	0	
286	N358	0	-1	38.25	0	
287	N359	0	-1	37.75	0	
288	N360	41.333333	-2.916667	31.75	0	
289	N361	41.333333	-2.916667	31.25	0	
290	N362	41.333333	-1.333333	31.75	0	
291	N363	41.333333	-1.333333	31.25	0	
292	N383	7.958333	-3.5	41.333333	0	
293	N385	33.375	-3.5	41.333333	0	

Joint Coordinates and Temperatures (Continued)

	Label	X [ft]	Y [ft]	Z [ft]	Temp [F]	Detach From Diap...
294	N348B	39.583333	0	-0.	0	
295	N349B	39.583333	-3.5	-0.	0	
296	N350B	34.583333	0	-0.	0	
297	N351A	34.583333	-3.5	-0.	0	
298	N352A	4.666667	0	0	0	
299	N353A	4.666667	-3.5	0	0	
300	N354A	9.25	0	-0.	0	
301	N355A	9.25	-3.5	-0.	0	
302	N356A	13.777777	0	0	0	
303	N357A	13.777777	-3.5	0	0	
304	N358A	18	0	0	0	
305	N359A	18	-3.5	0	0	
306	N360A	23	0	0	0	
307	N361A	23	-3.5	0	0	
308	N362A	27.555558	0	-0.	0	
309	N363A	27.555558	-3.5	-0.	0	
310	N364A	39.583333	-2.916667	-0.	0	
311	N365A	34.583333	-2.916667	-0.	0	
312	N366	4.666667	-2.916667	0	0	
313	N367	9.25	-2.916667	-0.	0	
314	N368	13.777777	-2.916667	0	0	
315	N369	18	-2.916667	0	0	
316	N370A	23	-2.916667	0	0	
317	N371A	27.555558	-2.916667	-0.	0	
318	N372	39.583333	-1.333333	-0.	0	
319	N373	34.583333	-1.333333	-0.	0	
320	N374	4.666667	-1.333333	0	0	
321	N375	9.25	-1.333333	-0.	0	
322	N376B	13.777777	-1.333333	0	0	
323	N377A	18	-1.333333	0	0	
324	N378	23	-1.333333	0	0	
325	N379	27.555558	-1.333333	-0.	0	
326	N339B	-0.	0	1.75	0	
327	N340A	-0.	-3.5	1.75	0	
328	N341A	-0.	0	6.75	0	
329	N342B	-0.	-3.5	6.75	0	
330	N343A	0.	0	37.083333	0	
331	N344A	0.	-3.5	37.083333	0	
332	N345B	-0.	0	32.083333	0	
333	N346A	-0.	-3.5	32.083333	0	
334	N347B	0.	0	27.555556	0	
335	N348C	0.	-3.5	27.555556	0	
336	N349C	0	0	23.333333	0	
337	N350C	0	-3.5	23.333333	0	
338	N351B	0	0	18.333333	0	
339	N352B	0	-3.5	18.333333	0	
340	N353B	-0.	0	13.777775	0	
341	N354B	-0.	-3.5	13.777775	0	
342	N355B	-0.	-2.916667	1.75	0	
343	N356B	-0.	-2.916667	6.75	0	
344	N357B	0.	-2.916667	37.083333	0	
345	N358B	-0.	-2.916667	32.083333	0	

Joint Coordinates and Temperatures (Continued)

	Label	X [ft]	Y [ft]	Z [ft]	Temp [F]	Detach From Diap...
346	N359B	0.	-2.916667	27.555556	0	
347	N360B	0	-2.916667	23.333333	0	
348	N361B	0	-2.916667	18.333333	0	
349	N362B	-0.	-2.916667	13.777775	0	
350	N363B	-0.	-1.333333	1.75	0	
351	N364	-0.	-1.333333	6.75	0	
352	N365	0.	-1.333333	37.083333	0	
353	N366A	-0.	-1.333333	32.083333	0	
354	N367A	0.	-1.333333	27.555556	0	
355	N368A	0	-1.333333	23.333333	0	
356	N369A	0	-1.333333	18.333333	0	
357	N370	-0.	-1.333333	13.777775	0	
358	N368B	41.333333	0	36.25	0	
359	N369B	41.333333	0	35.75	0	
360	N370B	41.333333	-3.5	36.25	0	
361	N371B	41.333333	-3.5	35.75	0	
362	N372B	41.333333	-1	36.25	0	
363	N373B	41.333333	-1	35.75	0	
364	N374A	41.333333	0	37.75	0	
365	N375A	41.333333	0	37.25	0	
366	N376	41.333333	-3.5	37.75	0	
367	N377	41.333333	-3.5	37.25	0	
368	N378A	41.333333	-1	37.75	0	
369	N379A	41.333333	-1	37.25	0	
370	N380B	41.333333	0	40.25	0	
371	N381B	41.333333	0	39.75	0	
372	N382B	41.333333	-3.5	40.25	0	
373	N383A	41.333333	-3.5	39.75	0	
374	N384A	41.333333	-1	40.25	0	
375	N385A	41.333333	-1	39.75	0	
376	N386	0	0	1.166667	0	
377	N387	0	0	3.666667	0	
378	N388	0	0	5.166667	0	
379	N389	0	0	0.833333	0	
380	N390	0	0	3.333333	0	
381	N391	0	0	4.833333	0	
382	N392	0	-1	1.166667	0	
383	N393	0	-1	3.666667	0	
384	N394	0	-1	5.166667	0	
385	N395	0	-1	0.833333	0	
386	N396	0	-1	3.333333	0	
387	N397	0	-1	4.833333	0	
388	N398	0	-3.5	1.166667	0	
389	N399	0	-3.5	3.666667	0	
390	N400	0	-3.5	5.166667	0	
391	N401	0	-3.5	0.833333	0	
392	N402	0	-3.5	3.333333	0	
393	N403	0	-3.5	4.833333	0	
394	N405	2.5	0	-0.	0	
395	N406	3.666667	0	-0.	0	
396	N407	2.166667	0	-0.	0	
397	N408	3.333333	0	-0.	0	

Joint Coordinates and Temperatures (Continued)

	Label	X [ft]	Y [ft]	Z [ft]	Temp [F]	Detach From Diap...
398	N409	2.5	-1	-0.	0	
399	N410	3.666667	-1	-0.	0	
400	N411	2.166667	-1	-0.	0	
401	N412	3.333333	-1	-0.	0	
402	N413	2.5	-3.5	-0.	0	
403	N414	3.666667	-3.5	-0.	0	
404	N415	2.166667	-3.5	-0.	0	
405	N416	3.333333	-3.5	-0.	0	
406	N416A	38.833333	0	-0.	0	
407	N417	37.666667	0	-0.	0	
408	N418	39.166667	0	-0.	0	
409	N419	38	0	-0.	0	
410	N420	38.833333	-1	-0.	0	
411	N421	37.666667	-1	-0.	0	
412	N422	39.166667	-1	-0.	0	
413	N423	38	-1	-0.	0	
414	N424	38.833333	-3.5	-0.	0	
415	N425	37.666667	-3.5	-0.	0	
416	N426	39.166667	-3.5	-0.	0	
417	N427	38	-3.5	-0.	0	
418	N429	41.333333	0	2.5	0	
419	N430	41.333333	0	3.666667	0	
420	N431	41.333333	0	2.166667	0	
421	N432	41.333333	0	3.333333	0	
422	N433	41.333333	-1	2.5	0	
423	N434	41.333333	-1	3.666667	0	
424	N435	41.333333	-1	2.166667	0	
425	N436	41.333333	-1	3.333333	0	
426	N437	41.333333	-3.5	2.5	0	
427	N438	41.333333	-3.5	3.666667	0	
428	N439	41.333333	-3.5	2.166667	0	
429	N440	41.333333	-3.5	3.333333	0	
430	N440A	14.958333	-3.5	41.333333	0	
431	N440B	26.375	-3.5	41.333333	0	
432	N433A	41.333333	-3.5	33.375	0	
433	N434A	41.333333	-3.5	7.958333	0	
434	N435A	41.333333	-3.5	26.375	0	
435	N436A	41.333333	-3.5	14.958333	0	
436	N438A	33.375	-3.5	0.	0	
437	N439A	7.958333	-3.5	0.	0	
438	N440C	26.375	-3.5	0.	0	
439	N441	14.958333	-3.5	0.	0	
440	N443	0.	-3.5	7.958333	0	
441	N444	0.	-3.5	33.375	0	
442	N445	0.	-3.5	14.958333	0	
443	N446	0.	-3.5	26.375	0	
444	ACLB2	0.916667	-1	41.5	0	
445	ACL3C	28	-.5	-0.166667	0	
446	N446A	28	1.5	-0.166667	0	
447	N447	41.5	1.5	26.75	0	
448	N448	-.25	-1	11.416667	0	
449	N449	41.5	-1	33.5	0	

Joint Coordinates and Temperatures (Continued)

	Label	X [ft]	Y [ft]	Z [ft]	Temp [F]	Detach From Diap...
450	N450	-.25	2	11.416667	0	
451	N451	41.5	2	33.5	0	

Hot Rolled Steel Section Sets

	Label	Shape	Type	Design List	Material	Design ...	A [in2]	Iyy [in4]	Izz [in4]	J [in4]
1	Mount Pipe	PIPE_2.5	Column	Pipe	A53 Gr. B	Typical	1.61	1.45	1.45	2.89
2	Support Rail	L2.5x2.5x4	Beam	Single Angle	A36 Gr.36	Typical	1.19	.692	.692	.026
3	Horizontal Plate	PL5/16x2"	Beam	RECT	A36 Gr.36	Typical	.625	.005	.208	.018
4	TES Horizontal Plate	PL3/16x2	Beam	RECT	A36 Gr.36	Typical	.36	.000972	.12	.004
5	Support Rail Vertical	L2.5x2.5x4	Beam	Single Angle	A36 Gr.36	Typical	1.19	.692	.692	.026
6	Bottom Face Horizontal	L5X3X4	Beam	Single Angle	A36 Gr.36	Typical	1.94	1.41	5.09	.044
7	Support Rail Kicker	L3X3X4	Beam	Single Angle	A36 Gr.36	Typical	1.44	1.23	1.23	.031
8	Threaded Rod	SR_0.75	Beam	BAR	A36 Gr.36	Typical	.442	.016	.016	.031
9	Support angle	L2x2x3	Beam	Single Angle	A36 Gr.36	Typical	.722	.271	.271	.009
10	Standoff Pipe (Beta)	PIPE_2.5	Beam	Pipe	A53 Gr. B	Typical	1.61	1.45	1.45	2.89
11	TES UNISTRUT	PIPE_2.5	Beam	Pipe	A53 Gr. B	Typical	1.61	1.45	1.45	2.89
12	Tower Top	PIPE_2.5	Beam	Pipe	A53 Gr. B	Typical	1.61	1.45	1.45	2.89

Cold Formed Steel Section Sets

	Label	Shape	Type	Design List	Material	Design R...	A [in2]	Iyy [in4]	Izz [in4]	J [in4]
1	CF1A	1.5CU1.2...	Beam	CU	A570 Gr.33	Typical	.131	.022	.052	5.4e-5
2	Unistrut	P1000 Un...	Column	CU	A570 Gr.33	Typical	.472	.129	.21	.002

Hot Rolled Steel Design Parameters

	Label	Shape	Length[ft]	Lbyy[ft]	Lbzz[ft]	Lcomp top[ft]	Lcomp bot[ft]	L-torqu...	Kyy	Kzz	Cb	Function
1	M67	Threaded R...	.25			Lbyy						Lateral
2	M68	Threaded R...	.25			Lbyy						Lateral
3	M69	Threaded R...	.25			Lbyy						Lateral
4	M70	Threaded R...	.25			Lbyy						Lateral
5	M83	Threaded R...	.25			Lbyy						Lateral
6	M84	Threaded R...	.25			Lbyy						Lateral
7	M85	Threaded R...	.25			Lbyy						Lateral
8	M86	Threaded R...	.25			Lbyy						Lateral
9	M12	Horizontal P...	1.833			Lbyy						Lateral
10	M15	Horizontal P...	13.778	5	5	Lbyy						Lateral
11	M16	Horizontal P...	4.5			Lbyy						Lateral
12	M17	Horizontal P...	1.833			Lbyy						Lateral
13	M20	Horizontal P...	13.778	5	5	Lbyy						Lateral
14	M21	Horizontal P...	4.5			Lbyy						Lateral
15	M169	Horizontal P...	13.778	5	5	Lbyy						Lateral
16	M170	Horizontal P...	13.778	2	2	Lbyy						Lateral
17	M175	Horizontal P...	13.778	5	5	Lbyy						Lateral
18	M176	Horizontal P...	13.778	2	2	Lbyy						Lateral
19	M166A	Horizontal P...	13.778	5	5	Lbyy						Lateral
20	M167	Horizontal P...	13.778	5	5	Lbyy						Lateral
21	M178A	Horizontal P...	13.778	5	5	Lbyy						Lateral
22	M179	Horizontal P...	13.778	5	5	Lbyy						Lateral

Hot Rolled Steel Design Parameters (Continued)

	Label	Shape	Length[ft]	Lbyy[ft]	Lbzz[ft]	Lcomp top[ft]	Lcomp bot[ft]	L-torqu...	Kyy	Kzz	Cb	Function
23	M180	Horizontal P...	13.778	5	5	Lbyy						Lateral
24	M181A	Horizontal P...	13.778	5	5	Lbyy						Lateral
25	M167A	Horizontal P...	13.778	5	5	Lbyy						Lateral
26	M168A	Horizontal P...	13.778	5	5	Lbyy						Lateral
27	M178	Horizontal P...	13.778	5	5	Lbyy						Lateral
28	M179A	Horizontal P...	13.778	5	5	Lbyy						Lateral
29	M180A	Horizontal P...	13.778	5	5	Lbyy						Lateral
30	M181B	Horizontal P...	13.778	5	5	Lbyy						Lateral
31	M100	Support angle	4.333			Lbyy						Lateral
32	M101	Support angle	4.333			Lbyy						Lateral
33	M116	Support angle	5.506			Lbyy						Lateral
34	M120	Support angle	4.767			Lbyy						Lateral
35	M121	Support angle	5.055			Lbyy						Lateral
36	M103	Standoff Pip...	6.661			Lbyy						Lateral
37	MPC	Mount Pipe	9									Lateral
38	MP3C	Mount Pipe	9									Lateral
39	MPCC	Mount Pipe	9									Lateral
40	MP1A	Mount Pipe	7									Lateral
41	MP82	Mount Pipe	8									Lateral
42	MP3A	Mount Pipe	9									Lateral
43	MPG2	Mount Pipe	6									Lateral
44	MP2C	Mount Pipe	9									Lateral
45	MP2A	Mount Pipe	8									Lateral
46	M97	Mount Pipe	6									Lateral
47	MP3B	Mount Pipe	6									Lateral
48	M105	Mount Pipe	6									Lateral
49	MP1B	Mount Pipe	9									Lateral
50	MP2B	Mount Pipe	7									Lateral
51	MP1C	Mount Pipe	7									Lateral
52	M122	Support Rail...	3.5	1.583	1.583	Lbyy						Lateral
53	M123	Support Rail...	3.5	1.583	1.583	Lbyy						Lateral
54	M126	Support Rail...	3.5	1.583	1.583	Lbyy						Lateral
55	M134	Support Rail...	3.5	1.583	1.583	Lbyy						Lateral
56	M135	Support Rail...	3.5	1.583	1.583	Lbyy						Lateral
57	M136	Support Rail...	3.5	1.583	1.583	Lbyy						Lateral
58	M137	Support Rail...	3.5	1.583	1.583	Lbyy						Lateral
59	M138	Support Rail...	3.5	1.583	1.583	Lbyy						Lateral
60	M139	Support Rail...	3.5	1.583	1.583	Lbyy						Lateral
61	M140	Support Rail...	3.5	1.583	1.583	Lbyy						Lateral
62	M168	Support Rail...	3.5	1.583	1.583	Lbyy						Lateral
63	M169A	Support Rail...	3.5	1.583	1.583	Lbyy						Lateral
64	M170A	Support Rail...	3.5	1.583	1.583	Lbyy						Lateral
65	M171A	Support Rail...	3.5	1.583	1.583	Lbyy						Lateral
66	M172A	Support Rail...	3.5	1.583	1.583	Lbyy						Lateral
67	M173	Support Rail...	3.5	1.583	1.583	Lbyy						Lateral
68	M174	Support Rail...	3.5	1.583	1.583	Lbyy						Lateral
69	M175A	Support Rail...	3.5	1.583	1.583	Lbyy						Lateral
70	M169B	Support Rail...	3.5	1.583	1.583	Lbyy						Lateral
71	M170B	Support Rail...	3.5	1.583	1.583	Lbyy						Lateral
72	M171	Support Rail...	3.5	1.583	1.583	Lbyy						Lateral
73	M172	Support Rail...	3.5	1.583	1.583	Lbyy						Lateral
74	M173A	Support Rail...	3.5	1.583	1.583	Lbyy						Lateral

Hot Rolled Steel Design Parameters (Continued)

	Label	Shape	Length[ft]	Lbyy[ft]	Lbzz[ft]	Lcomp top[ft]	Lcomp bot[ft]	L-torqu...	Kyy	Kzz	Cb	Function
75	M174A	Support Rail...	3.5	1.583	1.583	Lbyy						Lateral
76	M175B	Support Rail...	3.5	1.583	1.583	Lbyy						Lateral
77	M176B	Support Rail...	3.5	1.583	1.583	Lbyy						Lateral
78	M33	Support Rail...	8.694			Lbyy						Lateral
79	M34	Support Rail...	8.694			Lbyy						Lateral
80	M35	Support Rail...	8.694			Lbyy						Lateral
81	M36	Support Rail...	8.694			Lbyy						Lateral
82	M37	Support Rail...	8.694			Lbyy						Lateral
83	M38	Support Rail...	8.694			Lbyy						Lateral
84	M39	Support Rail...	8.694			Lbyy						Lateral
85	M40	Support Rail...	8.694			Lbyy						Lateral
86	M41	Support Rail...	8.694			Lbyy						Lateral
87	M42	Support Rail...	8.694			Lbyy						Lateral
88	M43	Support Rail...	8.694			Lbyy						Lateral
89	M44	Support Rail...	8.694			Lbyy						Lateral
90	M45	Support Rail...	8.694			Lbyy						Lateral
91	M46	Support Rail...	8.694			Lbyy						Lateral
92	M47	Support Rail...	8.694			Lbyy						Lateral
93	M48	Support Rail...	8.694			Lbyy						Lateral
94	M49	Support Rail...	8.694			Lbyy						Lateral
95	M50	Support Rail...	8.694			Lbyy						Lateral
96	M51	Support Rail...	8.694			Lbyy						Lateral
97	M52	Support Rail...	8.694			Lbyy						Lateral
98	M53	Support Rail...	8.694			Lbyy						Lateral
99	M54	Support Rail...	8.694			Lbyy						Lateral
100	M55	Support Rail...	8.694			Lbyy						Lateral
101	M56	Support Rail...	8.694			Lbyy						Lateral
102	M57	Support Rail...	8.694			Lbyy						Lateral
103	M58	Support Rail...	8.694			Lbyy						Lateral
104	M59	Support Rail...	8.694			Lbyy						Lateral
105	M60	Support Rail...	8.694			Lbyy						Lateral
106	M61	Support Rail...	8.694			Lbyy						Lateral
107	M62	Support Rail...	8.694			Lbyy						Lateral
108	M1	Support Rail	1.833	5		5						Lateral
109	M4	Support Rail	13.778	5	5	5						Lateral
110	M5	Support Rail	4.5	5		5						Lateral
111	M181	Support Rail	13.778	5	5	5						Lateral
112	M182	Support Rail	13.778	5		5	5					Lateral
113	M176A	Support Rail	13.778	5	5	5						Lateral
114	M182A	Support Rail	13.778	5	5	5						Lateral
115	M183	Support Rail	13.778	5	5	5						Lateral
116	M177	Support Rail	13.778	5	5	5						Lateral
117	M182B	Support Rail	13.778	5	5	5						Lateral
118	M183A	Support Rail	13.778	5	5	5						Lateral
119	M23	Bottom Fac...	41.333	5	5	Lbyy	Lbyy					Lateral
120	M24	Bottom Fac...	41.333	5	5	Lbyy	Lbyy					Lateral
121	M25	Bottom Fac...	41.333	5	5	Lbyy						Lateral
122	M26	Bottom Fac...	41.333	5	5	Lbyy	Lbyy					Lateral

Cold Formed Steel Design Parameters

	Label	Shape	Length...	Lbyy[ft]	Lbzz[ft]	Lcomp to...	Lcomp bo...	L-torque[ft]	Kyy	Kzz	Cb	R	a[ft]	Funct...
1	M183B	Unistrut	3.5	1.583	1.583									Lateral
2	M184	Unistrut	3.5	1.583	1.583									Lateral
3	M186	Unistrut	3.5	1.583	1.583									Lateral
4	M187	Unistrut	3.5	1.583	1.583									Lateral
5	M189	Unistrut	3.5	1.583	1.583									Lateral
6	M190	Unistrut	3.5	1.583	1.583									Lateral
7	M192	Unistrut	3.5	1.583	1.583									Lateral
8	M193	Unistrut	3.5	1.583	1.583									Lateral
9	M194	Unistrut	3.5	1.583	1.583									Lateral
10	M195	Unistrut	3.5	1.583	1.583									Lateral
11	M196	Unistrut	3.5	1.583	1.583									Lateral
12	M197	Unistrut	3.5	1.583	1.583									Lateral
13	M201	Unistrut	3.5	1.583	1.583									Lateral
14	M202	Unistrut	3.5	1.583	1.583									Lateral
15	M203	Unistrut	3.5	1.583	1.583									Lateral
16	M204	Unistrut	3.5	1.583	1.583									Lateral
17	M207	Unistrut	3.5	1.583	1.583									Lateral
18	M208	Unistrut	3.5	1.583	1.583									Lateral
19	M209	Unistrut	3.5	1.583	1.583									Lateral
20	M210	Unistrut	3.5	1.583	1.583									Lateral
21	M213	Unistrut	3.5	1.583	1.583									Lateral
22	M214	Unistrut	3.5	1.583	1.583									Lateral
23	M215	Unistrut	3.5	1.583	1.583									Lateral
24	M216	Unistrut	3.5	1.583	1.583									Lateral
25	M147	Unistrut	3.5	1.583	1.583									Lateral
26	M148	Unistrut	3.5	1.583	1.583									Lateral
27	M149	Unistrut	3.5	1.583	1.583									Lateral
28	M150	Unistrut	3.5	1.583	1.583									Lateral
29	M153	Unistrut	3.5	1.583	1.583									Lateral
30	M154	Unistrut	3.5	1.583	1.583									Lateral
31	M155	Unistrut	3.5	1.583	1.583									Lateral
32	M156	Unistrut	3.5	1.583	1.583									Lateral
33	M159	Unistrut	3.5	1.583	1.583									Lateral
34	M160	Unistrut	3.5											Lateral
35	M161	Unistrut	3.5	1.583	1.583									Lateral
36	M162	Unistrut	3.5											Lateral

Member Primary Data

	Label	I Joint	J Joint	K Joint	Rotate(...	Section/Shape	Type	Design List	Material	Design R...
1	M67	N122	N124			Threaded Rod	Beam	BAR	A36 Gr....	Typical
2	M68	N123	N125			Threaded Rod	Beam	BAR	A36 Gr....	Typical
3	M69	N126	N128			Threaded Rod	Beam	BAR	A36 Gr....	Typical
4	M70	N127	N129			Threaded Rod	Beam	BAR	A36 Gr....	Typical
5	M83	N144	N150			Threaded Rod	Beam	BAR	A36 Gr....	Typical
6	M84	N146	N152			Threaded Rod	Beam	BAR	A36 Gr....	Typical
7	M85	N143	N149			Threaded Rod	Beam	BAR	A36 Gr....	Typical
8	M86	N145	N151			Threaded Rod	Beam	BAR	A36 Gr....	Typical
9	M183B	N368B	N370B		90	Unistrut	Column	CU	A570 Gr...	Typical
10	M184	N369B	N371B		90	Unistrut	Column	CU	A570 Gr...	Typical

Member Primary Data (Continued)

	Label	I Joint	J Joint	K Joint	Rotate(...	Section/Shape	Type	Design List	Material	Design R...
11	M186	N374A	N376		90	Unistrut	Column	CU	A570 Gr...	Typical
12	M187	N375A	N377		90	Unistrut	Column	CU	A570 Gr...	Typical
13	M189	N380B	N382B		90	Unistrut	Column	CU	A570 Gr...	Typical
14	M190	N381B	N383A		90	Unistrut	Column	CU	A570 Gr...	Typical
15	M192	N388	N400		270	Unistrut	Column	CU	A570 Gr...	Typical
16	M193	N391	N403		270	Unistrut	Column	CU	A570 Gr...	Typical
17	M194	N387	N399		270	Unistrut	Column	CU	A570 Gr...	Typical
18	M195	N390	N402		270	Unistrut	Column	CU	A570 Gr...	Typical
19	M196	N386	N398		270	Unistrut	Column	CU	A570 Gr...	Typical
20	M197	N389	N401		270	Unistrut	Column	CU	A570 Gr...	Typical
21	M201	N406	N414		270	Unistrut	Column	CU	A570 Gr...	Typical
22	M202	N408	N416		270	Unistrut	Column	CU	A570 Gr...	Typical
23	M203	N405	N413		270	Unistrut	Column	CU	A570 Gr...	Typical
24	M204	N407	N415		270	Unistrut	Column	CU	A570 Gr...	Typical
25	M207	N417	N425		270	Unistrut	Column	CU	A570 Gr...	Typical
26	M208	N419	N427		270	Unistrut	Column	CU	A570 Gr...	Typical
27	M209	N416A	N424		270	Unistrut	Column	CU	A570 Gr...	Typical
28	M210	N418	N426		270	Unistrut	Column	CU	A570 Gr...	Typical
29	M213	N430	N438		270	Unistrut	Column	CU	A570 Gr...	Typical
30	M214	N432	N440		270	Unistrut	Column	CU	A570 Gr...	Typical
31	M215	N429	N437		270	Unistrut	Column	CU	A570 Gr...	Typical
32	M216	N431	N439		270	Unistrut	Column	CU	A570 Gr...	Typical
33	M147	N324	N330		90	Unistrut	Column	CU	A570 Gr...	Typical
34	M148	N327	N333		90	Unistrut	Column	CU	A570 Gr...	Typical
35	M149	N336	N342		90	Unistrut	Column	CU	A570 Gr...	Typical
36	M150	N339	N345		90	Unistrut	Column	CU	A570 Gr...	Typical
37	M153	N336A	N338		270	Unistrut	Column	CU	A570 Gr...	Typical
38	M154	N337	N339A		270	Unistrut	Column	CU	A570 Gr...	Typical
39	M155	N340	N342A		270	Unistrut	Column	CU	A570 Gr...	Typical
40	M156	N341	N343		270	Unistrut	Column	CU	A570 Gr...	Typical
41	M159	N348A	N350A		270	Unistrut	Column	CU	A570 Gr...	Typical
42	M160	N349A	N351		270	Unistrut	Column	CU	A570 Gr...	Typical
43	M161	N352	N354		270	Unistrut	Column	CU	A570 Gr...	Typical
44	M162	N353	N355		270	Unistrut	Column	CU	A570 Gr...	Typical
45	M12	N33	N30		180	Horizontal Plate	Beam	RECT	A36 Gr....	Typical
46	M15	N31	N279		180	Horizontal Plate	Beam	RECT	A36 Gr....	Typical
47	M16	N32	N34		180	Horizontal Plate	Beam	RECT	A36 Gr....	Typical
48	M17	N39	N36		180	Horizontal Plate	Beam	RECT	A36 Gr....	Typical
49	M20	N37	N263		180	Horizontal Plate	Beam	RECT	A36 Gr....	Typical
50	M21	N38	N40		180	Horizontal Plate	Beam	RECT	A36 Gr....	Typical
51	M169	N279	N282		180	Horizontal Plate	Beam	RECT	A36 Gr....	Typical
52	M170	N282	N32		180	Horizontal Plate	Beam	RECT	A36 Gr....	Typical
53	M175	N263	N266		180	Horizontal Plate	Beam	RECT	A36 Gr....	Typical
54	M176	N266	N38		180	Horizontal Plate	Beam	RECT	A36 Gr....	Typical
55	M166A	N29	N376B		180	Horizontal Plate	Beam	RECT	A36 Gr....	Typical
56	M167	N35	N368		180	Horizontal Plate	Beam	RECT	A36 Gr....	Typical
57	M178A	N376B	N379		180	Horizontal Plate	Beam	RECT	A36 Gr....	Typical
58	M179	N379	N31		180	Horizontal Plate	Beam	RECT	A36 Gr....	Typical
59	M180	N368	N371A		180	Horizontal Plate	Beam	RECT	A36 Gr....	Typical
60	M181A	N371A	N37		180	Horizontal Plate	Beam	RECT	A36 Gr....	Typical
61	M167A	N30	N367A		180	Horizontal Plate	Beam	RECT	A36 Gr....	Typical
62	M168A	N36	N359B		180	Horizontal Plate	Beam	RECT	A36 Gr....	Typical

Member Primary Data (Continued)

	Label	I Joint	J Joint	K Joint	Rotate(...	Section/Shape	Type	Design List	Material	Design R...
63	M178	N367A	N370		180	Horizontal Plate	Beam	RECT	A36 Gr....	Typical
64	M179A	N370	N29		180	Horizontal Plate	Beam	RECT	A36 Gr....	Typical
65	M180A	N359B	N362B		180	Horizontal Plate	Beam	RECT	A36 Gr....	Typical
66	M181B	N362B	N35		180	Horizontal Plate	Beam	RECT	A36 Gr....	Typical
67	M100	N165	N167			Support angle	Beam	Single Angle	A36 Gr....	Typical
68	M101	N164	N166			Support angle	Beam	Single Angle	A36 Gr....	Typical
69	M116	N204	N203			Support angle	Beam	Single Angle	A36 Gr....	Typical
70	M120	N216	N214A			Support angle	Beam	Single Angle	A36 Gr....	Typical
71	M121	N215	N217			Support angle	Beam	Single Angle	A36 Gr....	Typical
72	M103	N170	N171			Standoff Pipe (Beta)	Beam	Pipe	A53 Gr. B	Typical
73	M71	N118	N122			RIGID	None	None	RIGID	Typical
74	M72	N118	N126			RIGID	None	None	RIGID	Typical
75	M73	N119	N123			RIGID	None	None	RIGID	Typical
76	M74	N119	N127			RIGID	None	None	RIGID	Typical
77	M75	N120	N124			RIGID	None	None	RIGID	Typical
78	M76	N120	N128			RIGID	None	None	RIGID	Typical
79	M77	N121	N125			RIGID	None	None	RIGID	Typical
80	M78	N121	N129			RIGID	None	None	RIGID	Typical
81	M6	N17	N20			RIGID	None	None	RIGID	Typical
82	M7	N18	N21			RIGID	None	None	RIGID	Typical
83	M8	N19	N22			RIGID	None	None	RIGID	Typical
84	M27	N47	N50			RIGID	None	None	RIGID	Typical
85	M28	N48	N51			RIGID	None	None	RIGID	Typical
86	M29	N49	N52			RIGID	None	None	RIGID	Typical
87	M63	N110	N112			RIGID	None	None	RIGID	Typical
88	M64	N111	N113			RIGID	None	None	RIGID	Typical
89	M79	N132	N135			RIGID	None	None	RIGID	Typical
90	M80	N133	N136			RIGID	None	None	RIGID	Typical
91	M81	N134	N137			RIGID	None	None	RIGID	Typical
92	M87	N143	N141			RIGID	None	None	RIGID	Typical
93	M88	N145	N141			RIGID	None	None	RIGID	Typical
94	M89	N149	N147			RIGID	None	None	RIGID	Typical
95	M90	N151	N147			RIGID	None	None	RIGID	Typical
96	M91	N144	N142			RIGID	None	None	RIGID	Typical
97	M92	N146	N142			RIGID	None	None	RIGID	Typical
98	M93	N150	N148			RIGID	None	None	RIGID	Typical
99	M94	N152	N148			RIGID	None	None	RIGID	Typical
100	M95	N130	N158			RIGID	None	None	RIGID	Typical
101	M96	N131	N159			RIGID	None	None	RIGID	Typical
102	M98	N163	N165			RIGID	None	None	RIGID	Typical
103	M99	N162	N164			RIGID	None	None	RIGID	Typical
104	M104	N174	N175			RIGID	None	None	RIGID	Typical
105	M107	N182	N185			RIGID	None	None	RIGID	Typical
106	M108	N181	N184			RIGID	None	None	RIGID	Typical
107	M109	N180	N183			RIGID	None	None	RIGID	Typical
108	M110	N188	N191			RIGID	None	None	RIGID	Typical
109	M111	N189	N192			RIGID	None	None	RIGID	Typical
110	M112	N190	N193			RIGID	None	None	RIGID	Typical
111	M113	N194	N195			RIGID	None	None	RIGID	Typical
112	M115	N198	N199			RIGID	None	None	RIGID	Typical
113	M117	N205	N207			RIGID	None	None	RIGID	Typical
114	M118	N206	N208			RIGID	None	None	RIGID	Typical

Member Primary Data (Continued)

	Label	I Joint	J Joint	K Joint	Rotate(...	Section/Shape	Type	Design List	Material	Design R...
115	RRU_A1	N349	N350			RIGID	None	None	RIGID	Typical
116	RRU_A2	N347	N348			RIGID	None	None	RIGID	Typical
117	RRU_C1	N346	N347A			RIGID	None	None	RIGID	Typical
118	RRU_C2	N344	N345A			RIGID	None	None	RIGID	Typical
119	RRU_B1	N356	N357			RIGID	None	None	RIGID	Typical
120	RRU_B2	N358	N359			RIGID	None	None	RIGID	Typical
121	ATT)3	N372B	N373B			RIGID	None	None	RIGID	Typical
122	ATT_2	N378A	N379A			RIGID	None	None	RIGID	Typical
123	ATT_1	N384A	N385A			RIGID	None	None	RIGID	Typical
124	ATT_6	N394	N397			RIGID	None	None	RIGID	Typical
125	ATT_5	N393	N396			RIGID	None	None	RIGID	Typical
126	ATT_4	N392	N395			RIGID	None	None	RIGID	Typical
127	ATT_8	N410	N412			RIGID	None	None	RIGID	Typical
128	ATT_7	N409	N411			RIGID	None	None	RIGID	Typical
129	ATT_9	N421	N423			RIGID	None	None	RIGID	Typical
130	ATT_10	N420	N422			RIGID	None	None	RIGID	Typical
131	ATT_12	N434	N436			RIGID	None	None	RIGID	Typical
132	ATT_11	N433	N435			RIGID	None	None	RIGID	Typical
133	MPC	N25	N28			Mount Pipe	Column	Pipe	A53 Gr. B	Typical
134	MP3C	N24	N27			Mount Pipe	Column	Pipe	A53 Gr. B	Typical
135	MPCC	N23	N26			Mount Pipe	Column	Pipe	A53 Gr. B	Typical
136	MP1A	N53	N56			Mount Pipe	Column	Pipe	A53 Gr. B	Typical
137	MP82	N54	N57			Mount Pipe	Column	Pipe	A53 Gr. B	Typical
138	MP3A	N55	N58			Mount Pipe	Column	Pipe	A53 Gr. B	Typical
139	MPG2	N114	N115			Mount Pipe	Column	Pipe	A53 Gr. B	Typical
140	MP2C	N116	N117			Mount Pipe	Column	Pipe	A53 Gr. B	Typical
141	MP2A	N139	N140			Mount Pipe	Column	Pipe	A53 Gr. B	Typical
142	M97	N160	N161			Mount Pipe	Column	Pipe	A53 Gr. B	Typical
143	MP3B	N168	N169			Mount Pipe	Column	Pipe	A53 Gr. B	Typical
144	M105	N176	N177			Mount Pipe	Column	Pipe	A53 Gr. B	Typical
145	MP1B	N178	N179			Mount Pipe	Column	Pipe	A53 Gr. B	Typical
146	MP2B	N196	N197			Mount Pipe	Column	Pipe	A53 Gr. B	Typical
147	MP1C	N209	N210			Mount Pipe	Column	Pipe	A53 Gr. B	Typical
148	M122	N6	N218			Support Rail Vertical	Beam	Single Angle	A36 Gr....	Typical
149	M123	N5	N45			Support Rail Vertical	Beam	Single Angle	A36 Gr....	Typical
150	M126	N223	N224			Support Rail Vertical	Beam	Single Angle	A36 Gr....	Typical
151	M134	N239	N240			Support Rail Vertical	Beam	Single Angle	A36 Gr....	Typical
152	M135	N241	N242			Support Rail Vertical	Beam	Single Angle	A36 Gr....	Typical
153	M136	N243	N244			Support Rail Vertical	Beam	Single Angle	A36 Gr....	Typical
154	M137	N245	N246			Support Rail Vertical	Beam	Single Angle	A36 Gr....	Typical
155	M138	N247	N248			Support Rail Vertical	Beam	Single Angle	A36 Gr....	Typical
156	M139	N249	N250			Support Rail Vertical	Beam	Single Angle	A36 Gr....	Typical
157	M140	N251	N252			Support Rail Vertical	Beam	Single Angle	A36 Gr....	Typical
158	M168	N348B	N349B			Support Rail Vertical	Beam	Single Angle	A36 Gr....	Typical
159	M169A	N350B	N351A			Support Rail Vertical	Beam	Single Angle	A36 Gr....	Typical
160	M170A	N352A	N353A			Support Rail Vertical	Beam	Single Angle	A36 Gr....	Typical
161	M171A	N354A	N355A			Support Rail Vertical	Beam	Single Angle	A36 Gr....	Typical
162	M172A	N356A	N357A			Support Rail Vertical	Beam	Single Angle	A36 Gr....	Typical
163	M173	N358A	N359A			Support Rail Vertical	Beam	Single Angle	A36 Gr....	Typical
164	M174	N360A	N361A			Support Rail Vertical	Beam	Single Angle	A36 Gr....	Typical
165	M175A	N362A	N363A			Support Rail Vertical	Beam	Single Angle	A36 Gr....	Typical
166	M169B	N339B	N340A			Support Rail Vertical	Beam	Single Angle	A36 Gr....	Typical

Member Primary Data (Continued)

	Label	I Joint	J Joint	K Joint	Rotate(...	Section/Shape	Type	Design List	Material	Design R...
167	M170B	N341A	N342B			Support Rail Vertical	Beam	Single Angle	A36 Gr....	Typical
168	M171	N343A	N344A			Support Rail Vertical	Beam	Single Angle	A36 Gr....	Typical
169	M172	N345B	N346A			Support Rail Vertical	Beam	Single Angle	A36 Gr....	Typical
170	M173A	N347B	N348C			Support Rail Vertical	Beam	Single Angle	A36 Gr....	Typical
171	M174A	N349C	N350C			Support Rail Vertical	Beam	Single Angle	A36 Gr....	Typical
172	M175B	N351B	N352B			Support Rail Vertical	Beam	Single Angle	A36 Gr....	Typical
173	M176B	N353B	N354B			Support Rail Vertical	Beam	Single Angle	A36 Gr....	Typical
174	M33	N7	N59			Support Rail Kicker	Beam	Single Angle	A36 Gr....	Typical
175	M34	N8	N60			Support Rail Kicker	Beam	Single Angle	A36 Gr....	Typical
176	M35	N9	N61			Support Rail Kicker	Beam	Single Angle	A36 Gr....	Typical
177	M36	N10	N62			Support Rail Kicker	Beam	Single Angle	A36 Gr....	Typical
178	M37	N11	N63			Support Rail Kicker	Beam	Single Angle	A36 Gr....	Typical
179	M38	N12	N64			Support Rail Kicker	Beam	Single Angle	A36 Gr....	Typical
180	M39	N13	N65			Support Rail Kicker	Beam	Single Angle	A36 Gr....	Typical
181	M40	N14	N66			Support Rail Kicker	Beam	Single Angle	A36 Gr....	Typical
182	M41	N15	N67			Support Rail Kicker	Beam	Single Angle	A36 Gr....	Typical
183	M42	N16	N68			Support Rail Kicker	Beam	Single Angle	A36 Gr....	Typical
184	M43	N70	N80			Support Rail Kicker	Beam	Single Angle	A36 Gr....	Typical
185	M44	N71A	N81			Support Rail Kicker	Beam	Single Angle	A36 Gr....	Typical
186	M45	N72	N82			Support Rail Kicker	Beam	Single Angle	A36 Gr....	Typical
187	M46	N73	N83			Support Rail Kicker	Beam	Single Angle	A36 Gr....	Typical
188	M47	N74	N84			Support Rail Kicker	Beam	Single Angle	A36 Gr....	Typical
189	M48	N75	N85			Support Rail Kicker	Beam	Single Angle	A36 Gr....	Typical
190	M49	N76	N86			Support Rail Kicker	Beam	Single Angle	A36 Gr....	Typical
191	M50	N77	N87			Support Rail Kicker	Beam	Single Angle	A36 Gr....	Typical
192	M51	N78	N88			Support Rail Kicker	Beam	Single Angle	A36 Gr....	Typical
193	M52	N79	N89			Support Rail Kicker	Beam	Single Angle	A36 Gr....	Typical
194	M53	N90	N100			Support Rail Kicker	Beam	Single Angle	A36 Gr....	Typical
195	M54	N91	N101			Support Rail Kicker	Beam	Single Angle	A36 Gr....	Typical
196	M55	N92	N102			Support Rail Kicker	Beam	Single Angle	A36 Gr....	Typical
197	M56	N93	N103			Support Rail Kicker	Beam	Single Angle	A36 Gr....	Typical
198	M57	N94	N104			Support Rail Kicker	Beam	Single Angle	A36 Gr....	Typical
199	M58	N95	N105			Support Rail Kicker	Beam	Single Angle	A36 Gr....	Typical
200	M59	N96	N106			Support Rail Kicker	Beam	Single Angle	A36 Gr....	Typical
201	M60	N97	N107			Support Rail Kicker	Beam	Single Angle	A36 Gr....	Typical
202	M61	N98	N108			Support Rail Kicker	Beam	Single Angle	A36 Gr....	Typical
203	M62	N99	N109			Support Rail Kicker	Beam	Single Angle	A36 Gr....	Typical
204	M1	N5	N2		180	Support Rail	Beam	Single Angle	A36 Gr....	Typical
205	M4	N3	N245		180	Support Rail	Beam	Single Angle	A36 Gr....	Typical
206	M5	N4	N6		180	Support Rail	Beam	Single Angle	A36 Gr....	Typical
207	M181	N245	N251		180	Support Rail	Beam	Single Angle	A36 Gr....	Typical
208	M182	N251	N4		180	Support Rail	Beam	Single Angle	A36 Gr....	Typical
209	M176A	N1	N356A		180	Support Rail	Beam	Single Angle	A36 Gr....	Typical
210	M182A	N356A	N362A		180	Support Rail	Beam	Single Angle	A36 Gr....	Typical
211	M183	N362A	N3		180	Support Rail	Beam	Single Angle	A36 Gr....	Typical
212	M177	N2	N347B		180	Support Rail	Beam	Single Angle	A36 Gr....	Typical
213	M182B	N347B	N353B		180	Support Rail	Beam	Single Angle	A36 Gr....	Typical
214	M183A	N353B	N1		180	Support Rail	Beam	Single Angle	A36 Gr....	Typical
215	M23	N41	N42		270	Bottom Face Horizontal	Beam	Single Angle	A36 Gr....	Typical
216	M24	N43	N41		270	Bottom Face Horizontal	Beam	Single Angle	A36 Gr....	Typical
217	M25	N44	N43		270	Bottom Face Horizontal	Beam	Single Angle	A36 Gr....	Typical
218	M26	N42	N44		270	Bottom Face Horizontal	Beam	Single Angle	A36 Gr....	Typical

Member Advanced Data

	Label	I Release	J Release	I Offset[in]	J Offset[in]	T/C Only	Physical	Defl Rat...	Analysis ...	Inactive	Seismic...
1	M67						Yes				None
2	M68						Yes				None
3	M69						Yes				None
4	M70						Yes				None
5	M83						Yes				None
6	M84						Yes				None
7	M85						Yes				None
8	M86						Yes				None
9	M183B	BenPIN	BenPIN				Yes	** NA **			None
10	M184	BenPIN	BenPIN				Yes	** NA **			None
11	M186	BenPIN	BenPIN				Yes	** NA **			None
12	M187	BenPIN	BenPIN				Yes	** NA **			None
13	M189	BenPIN	BenPIN				Yes	** NA **			None
14	M190	BenPIN	BenPIN				Yes	** NA **			None
15	M192	BenPIN	BenPIN				Yes	** NA **			None
16	M193	BenPIN	BenPIN				Yes	** NA **			None
17	M194	BenPIN	BenPIN				Yes	** NA **			None
18	M195	BenPIN	BenPIN				Yes	** NA **			None
19	M196	BenPIN	BenPIN				Yes	** NA **			None
20	M197	BenPIN	BenPIN				Yes	** NA **			None
21	M201	BenPIN	BenPIN				Yes	** NA **			None
22	M202	BenPIN	BenPIN				Yes	** NA **			None
23	M203	BenPIN	BenPIN				Yes	** NA **			None
24	M204	BenPIN	BenPIN				Yes	** NA **			None
25	M207	BenPIN	BenPIN				Yes	** NA **			None
26	M208	BenPIN	BenPIN				Yes	** NA **			None
27	M209	BenPIN	BenPIN				Yes	** NA **			None
28	M210	BenPIN	BenPIN				Yes	** NA **			None
29	M213	BenPIN	BenPIN				Yes	** NA **			None
30	M214	BenPIN	BenPIN				Yes	** NA **			None
31	M215	BenPIN	BenPIN				Yes	** NA **			None
32	M216	BenPIN	BenPIN				Yes	** NA **			None
33	M147	BenPIN	BenPIN				Yes	** NA **			None
34	M148	BenPIN	BenPIN				Yes	** NA **			None
35	M149	BenPIN	BenPIN				Yes	** NA **			None
36	M150	BenPIN	BenPIN				Yes	** NA **			None
37	M153	BenPIN	BenPIN				Yes	** NA **			None
38	M154	BenPIN	BenPIN				Yes	** NA **			None
39	M155	BenPIN	BenPIN				Yes	** NA **			None
40	M156	BenPIN	BenPIN				Yes	** NA **			None
41	M159	BenPIN	BenPIN				Yes	** NA **			None
42	M160	BenPIN	BenPIN				Yes	** NA **			None
43	M161	BenPIN	BenPIN				Yes	** NA **			None
44	M162	BenPIN	BenPIN				Yes	** NA **			None
45	M12						Yes				None
46	M15		BenPIN				Yes				None
47	M16						Yes				None
48	M17						Yes				None
49	M20		BenPIN				Yes				None
50	M21						Yes				None
51	M169	BenPIN	BenPIN				Yes				None

Member Advanced Data (Continued)

	Label	I Release	J Release	I Offset[in]	J Offset[in]	T/C Only	Physical	Defl Rat...	Analysis ...	Inactive	Seismic...
52	M170	BenPIN					Yes				None
53	M175	BenPIN	BenPIN				Yes				None
54	M176	BenPIN					Yes				None
55	M166A		BenPIN				Yes				None
56	M167		BenPIN				Yes				None
57	M178A	BenPIN	BenPIN				Yes				None
58	M179	BenPIN					Yes				None
59	M180	BenPIN	BenPIN				Yes				None
60	M181A	BenPIN					Yes				None
61	M167A		BenPIN				Yes				None
62	M168A		BenPIN				Yes				None
63	M178	BenPIN	BenPIN				Yes				None
64	M179A	BenPIN					Yes				None
65	M180A	BenPIN	BenPIN				Yes				None
66	M181B	BenPIN					Yes				None
67	M100						Yes				None
68	M101						Yes				None
69	M116	BenPIN	BenPIN				Yes				None
70	M120	BenPIN					Yes	Default			None
71	M121	BenPIN					Yes	Default			None
72	M103	OOOOXO	BenPIN				Yes	Default			None
73	M71						Yes	** NA **			None
74	M72						Yes	** NA **			None
75	M73						Yes	** NA **			None
76	M74						Yes	** NA **			None
77	M75	OOOXOX					Yes	** NA **			None
78	M76	OOOXOX					Yes	** NA **			None
79	M77	OOOXOX					Yes	** NA **			None
80	M78	OOOXOX					Yes	** NA **			None
81	M6	OOOOOX					Yes	** NA **			None
82	M7	OOOOOX					Yes	** NA **			None
83	M8	OOOOOX					Yes	** NA **			None
84	M27	OOOOOX					Yes	** NA **			None
85	M28	OOOOOX					Yes	** NA **			None
86	M29	OOOOOX					Yes	** NA **			None
87	M63	OOOOOX					Yes	** NA **			None
88	M64	OOOOOX					Yes	** NA **			None
89	M79	OOOOOX					Yes	** NA **			None
90	M80	OOOOOX					Yes	** NA **			None
91	M81	OOOOOX					Yes	** NA **			None
92	M87						Yes	** NA **			None
93	M88						Yes	** NA **			None
94	M89		OOOXOO				Yes	** NA **			None
95	M90		OOOXOO				Yes	** NA **			None
96	M91						Yes	** NA **			None
97	M92						Yes	** NA **			None
98	M93		OOOXOO				Yes	** NA **			None
99	M94		OOOXOO				Yes	** NA **			None
100	M95	OOOOOX					Yes	** NA **			None
101	M96	OOOOOX					Yes	** NA **			None
102	M98		BenPIN				Yes	** NA **			None
103	M99		BenPIN				Yes	** NA **			None

Member Advanced Data (Continued)

	Label	I Release	J Release	I Offset[in]	J Offset[in]	T/C Only	Physical	Defl Rat...	Analysis ...	Inactive	Seismic...
104	M104	OOOOOX					Yes	** NA **			None
105	M107		OOOXOO				Yes	** NA **			None
106	M108		OOOXOO				Yes	** NA **			None
107	M109		OOOXOO				Yes	** NA **			None
108	M110	OOOOOX					Yes	** NA **			None
109	M111	OOOOOX					Yes	** NA **			None
110	M112	OOOOOX					Yes	** NA **			None
111	M113		OOOOOO				Yes	** NA **			None
112	M115	OOOOOX					Yes	** NA **			None
113	M117	OOOOOX					Yes	** NA **			None
114	M118	OOOOOX					Yes	** NA **			None
115	RRU_A1						Yes	** NA **			None
116	RRU_A2						Yes	** NA **			None
117	RRU_C1						Yes	** NA **			None
118	RRU_C2						Yes	** NA **			None
119	RRU_B1						Yes	** NA **			None
120	RRU_B2						Yes	** NA **			None
121	ATT)3						Yes	** NA **			None
122	ATT_2						Yes	** NA **			None
123	ATT_1						Yes	** NA **			None
124	ATT_6						Yes	** NA **			None
125	ATT_5						Yes	** NA **			None
126	ATT_4						Yes	** NA **			None
127	ATT_8						Yes	** NA **			None
128	ATT_7						Yes	** NA **			None
129	ATT_9						Yes	** NA **			None
130	ATT_10						Yes	** NA **			None
131	ATT_12						Yes	** NA **			None
132	ATT_11						Yes	** NA **			None
133	MPC						Yes	** NA **			None
134	MP3C						Yes	** NA **			None
135	MPCC						Yes	** NA **			None
136	MP1A						Yes	** NA **			None
137	MP82						Yes	** NA **			None
138	MP3A						Yes	** NA **			None
139	MPG2						Yes	** NA **			None
140	MP2C						Yes	** NA **			None
141	MP2A						Yes	** NA **			None
142	M97						Yes	** NA **			None
143	MP3B						Yes	** NA **			None
144	M105						Yes	** NA **			None
145	MP1B						Yes	** NA **			None
146	MP2B						Yes	** NA **			None
147	MP1C						Yes	** NA **			None
148	M122	BenPIN	BenPIN				Yes				None
149	M123	BenPIN	BenPIN				Yes				None
150	M126	BenPIN	BenPIN				Yes				None
151	M134	BenPIN	BenPIN				Yes				None
152	M135	BenPIN	BenPIN				Yes				None
153	M136	BenPIN	BenPIN				Yes				None
154	M137		BenPIN				Yes	Default			None
155	M138	BenPIN	BenPIN				Yes				None

Member Advanced Data (Continued)

	Label	I Release	J Release	I Offset[in]	J Offset[in]	T/C Only	Physical	Defl Rat...	Analysis ...	Inactive	Seismic...
156	M139	BenPIN	BenPIN				Yes				None
157	M140		BenPIN				Yes	Default			None
158	M168	BenPIN	BenPIN				Yes				None
159	M169A	BenPIN	BenPIN				Yes				None
160	M170A	BenPIN	BenPIN				Yes				None
161	M171A	BenPIN	BenPIN				Yes				None
162	M172A		BenPIN				Yes	Default			None
163	M173	BenPIN	BenPIN				Yes				None
164	M174	BenPIN	BenPIN				Yes				None
165	M175A		BenPIN				Yes	Default			None
166	M169B	BenPIN	BenPIN				Yes				None
167	M170B	BenPIN	BenPIN				Yes				None
168	M171	BenPIN	BenPIN				Yes				None
169	M172	BenPIN	BenPIN				Yes				None
170	M173A		BenPIN				Yes	Default			None
171	M174A	BenPIN	BenPIN				Yes				None
172	M175B	BenPIN	BenPIN				Yes				None
173	M176B		BenPIN				Yes	Default			None
174	M33	BenPIN					Yes				None
175	M34	BenPIN					Yes				None
176	M35	BenPIN					Yes				None
177	M36	BenPIN					Yes				None
178	M37	BenPIN					Yes				None
179	M38	BenPIN					Yes				None
180	M39	BenPIN					Yes				None
181	M40	BenPIN					Yes				None
182	M41	BenPIN					Yes				None
183	M42	BenPIN					Yes				None
184	M43	BenPIN					Yes				None
185	M44	BenPIN					Yes				None
186	M45	BenPIN					Yes				None
187	M46	BenPIN					Yes				None
188	M47	BenPIN					Yes				None
189	M48	BenPIN					Yes				None
190	M49	BenPIN					Yes				None
191	M50	BenPIN					Yes				None
192	M51	BenPIN					Yes				None
193	M52	BenPIN					Yes				None
194	M53	BenPIN					Yes				None
195	M54	BenPIN					Yes				None
196	M55	BenPIN					Yes				None
197	M56	BenPIN					Yes				None
198	M57	BenPIN					Yes				None
199	M58	BenPIN					Yes				None
200	M59	BenPIN					Yes				None
201	M60	BenPIN					Yes				None
202	M61	BenPIN					Yes				None
203	M62	BenPIN					Yes				None
204	M1						Yes				None
205	M4		BenPIN				Yes				None
206	M5						Yes				None
207	M181	BenPIN	BenPIN				Yes				None

Member Advanced Data (Continued)

	Label	I Release	J Release	I Offset[in]	J Offset[in]	T/C Only	Physical	Defl Rat...	Analysis ...	Inactive	Seismic...
208	M182	BenPIN					Yes				None
209	M176A		BenPIN				Yes				None
210	M182A	BenPIN	BenPIN				Yes				None
211	M183	BenPIN					Yes				None
212	M177		BenPIN				Yes				None
213	M182B	BenPIN	BenPIN				Yes				None
214	M183A	BenPIN					Yes				None
215	M23						Yes				None
216	M24						Yes				None
217	M25						Yes				None
218	M26						Yes	Default			None

Member Point Loads (BLC 1 : Antenna D)

	Member Label	Direction	Magnitude[lb,k-ft]	Location[ft,%]
1	ATT_6	Y	-77	.17
2	ATT_6	My	0	.17
3	ATT_6	Mz	0	.17
4	ATT)3	Y	-77	.17
5	ATT)3	My	0	.17
6	ATT)3	Mz	0	.17
7	ATT_7	Y	-77	.17
8	ATT_7	My	0	.17
9	ATT_7	Mz	0	.17
10	ATT_4	Y	-21.2	.17
11	ATT_4	My	0	.17
12	ATT_4	Mz	0	.17
13	ATT_1	Y	-21.2	.17
14	ATT_1	My	0	.17
15	ATT_1	Mz	0	.17
16	ATT_8	Y	-21.2	.17
17	ATT_8	My	0	.17
18	ATT_8	Mz	0	.17
19	ATT_9	Y	-77	.17
20	ATT_9	My	0	.17
21	ATT_9	Mz	0	.17
22	ATT_11	Y	-77	.17
23	ATT_11	My	0	.17
24	ATT_11	Mz	0	.17
25	ATT_10	Y	-21.2	.17
26	ATT_10	My	0	.17
27	ATT_10	Mz	0	.17
28	ATT_12	Y	-21.2	.17
29	ATT_12	My	0	.17
30	ATT_12	Mz	0	.17
31	MP1B	Y	-40.1	1.5
32	MP1B	My	-.018	1.5
33	MP1B	Mz	-.035	1.5
34	MP1B	Y	-40.1	6
35	MP1B	My	-.018	6
36	MP1B	Mz	-.035	6

Member Point Loads (BLC 1 : Antenna D) (Continued)

	Member Label	Direction	Magnitude[lb,k-ft]	Location[ft,%]
37	MP2C	Y	-40.1	.75
38	MP2C	My	.035	.75
39	MP2C	Mz	-.018	.75
40	MP2C	Y	-40.1	6.75
41	MP2C	My	.035	6.75
42	MP2C	Mz	-.018	6.75
43	MP2A	Y	-40.1	.75
44	MP2A	My	-.016	.75
45	MP2A	Mz	-.035	.75
46	MP2A	Y	-40.1	6.75
47	MP2A	My	-.016	6.75
48	MP2A	Mz	-.035	6.75
49	MP3B	Y	-8.5	.25
50	MP3B	My	.004	.25
51	MP3B	Mz	-.004	.25
52	MP3B	Y	-8.5	4.58
53	MP3B	My	.004	4.58
54	MP3B	Mz	-.004	4.58
55	MP1B	Y	-44.92	1.5
56	MP1B	My	.04	1.5
57	MP1B	Mz	-.017	1.5
58	MP1B	Y	-44.92	6
59	MP1B	My	.04	6
60	MP1B	Mz	-.017	6
61	MP2A	Y	-44.92	.75
62	MP2A	My	-.039	.75
63	MP2A	Mz	.02	.75
64	MP2A	Y	-44.92	6.75
65	MP2A	My	-.039	6.75
66	MP2A	Mz	.02	6.75
67	MP2C	Y	-44.92	.75
68	MP2C	My	.017	.75
69	MP2C	Mz	.04	.75
70	MP2C	Y	-44.92	6.75
71	MP2C	My	.017	6.75
72	MP2C	Mz	.04	6.75
73	MP1C	Y	-43.55	2.92
74	MP1C	My	.027	2.92
75	MP1C	Mz	.01	2.92
76	MP1C	Y	-43.55	4.92
77	MP1C	My	.027	4.92
78	MP1C	Mz	.01	4.92
79	MP2B	Y	-43.55	2.75
80	MP2B	My	.01	2.75
81	MP2B	Mz	-.027	2.75
82	MP2B	Y	-43.55	4.75
83	MP2B	My	.01	4.75
84	MP2B	Mz	-.027	4.75
85	MP3A	Y	-43.55	2.92
86	MP3A	My	-.027	2.92
87	MP3A	Mz	-.01	2.92
88	MP3A	Y	-43.55	4.92

Member Point Loads (BLC 1 : Antenna D) (Continued)

	Member Label	Direction	Magnitude[lb,k-ft]	Location[ft,%]
89	MP3A	My	-.027	4.92
90	MP3A	Mz	-.01	4.92
91	RRU_B2	Y	-84.4	.25
92	RRU_B2	My	0	.25
93	RRU_B2	Mz	0	.25
94	RRU_C2	Y	-84.4	.25
95	RRU_C2	My	0	.25
96	RRU_C2	Mz	0	.25
97	RRU_B1	Y	-70.3	.25
98	RRU_B1	My	0	.25
99	RRU_B1	Mz	0	.25
100	RRU_C1	Y	-70.3	.25
101	RRU_C1	My	0	.25
102	RRU_C1	Mz	0	.25
103	MP1A	Y	-8.5	1.25
104	MP1A	My	-.005	1.25
105	MP1A	Mz	-.003	1.25
106	MP1A	Y	-8.5	5.25
107	MP1A	My	-.005	5.25
108	MP1A	Mz	-.003	5.25
109	MP3C	Y	-8.5	1.25
110	MP3C	My	.000984	1.25
111	MP3C	Mz	.006	1.25
112	MP3C	Y	-8.5	5.25
113	MP3C	My	.000984	5.25
114	MP3C	Mz	.006	5.25
115	MP2A	Y	-10.4	4
116	MP2A	My	.004	4
117	MP2A	Mz	.001	4
118	MP2B	Y	-10.4	4
119	MP2B	My	-.001	4
120	MP2B	Mz	.004	4
121	MP2C	Y	-10.4	4
122	MP2C	My	-.004	4
123	MP2C	Mz	-.001	4
124	RRU_A2	Y	-84.4	.25
125	RRU_A2	My	0	.25
126	RRU_A2	Mz	0	.25
127	RRU_A1	Y	-70.3	.25
128	RRU_A1	My	0	.25
129	RRU_A1	Mz	0	.25
130	MP2A	Y	-18.7	1
131	MP2A	My	.012	1
132	MP2A	Mz	.004	1
133	MP2B	Y	-18.7	1
134	MP2B	My	-.004	1
135	MP2B	Mz	.012	1
136	MP2C	Y	-18.7	1
137	MP2C	My	-.012	1
138	MP2C	Mz	-.004	1

Member Point Loads (BLC 2 : Antenna Di)

	Member Label	Direction	Magnitude[lb,k-ft]	Location[ft,%]
1	ATT_6	Y	-29.133	.17
2	ATT_6	My	0	.17
3	ATT_6	Mz	0	.17
4	ATT)3	Y	-29.133	.17
5	ATT)3	My	0	.17
6	ATT)3	Mz	0	.17
7	ATT_7	Y	-29.133	.17
8	ATT_7	My	0	.17
9	ATT_7	Mz	0	.17
10	ATT_4	Y	-27.77	.17
11	ATT_4	My	0	.17
12	ATT_4	Mz	0	.17
13	ATT_1	Y	-27.77	.17
14	ATT_1	My	0	.17
15	ATT_1	Mz	0	.17
16	ATT_8	Y	-27.77	.17
17	ATT_8	My	0	.17
18	ATT_8	Mz	0	.17
19	ATT_9	Y	-29.133	.17
20	ATT_9	My	0	.17
21	ATT_9	Mz	0	.17
22	ATT_11	Y	-29.133	.17
23	ATT_11	My	0	.17
24	ATT_11	Mz	0	.17
25	ATT_10	Y	-27.77	.17
26	ATT_10	My	0	.17
27	ATT_10	Mz	0	.17
28	ATT_12	Y	-27.77	.17
29	ATT_12	My	0	.17
30	ATT_12	Mz	0	.17
31	MP1B	Y	-97.207	1.5
32	MP1B	My	-.043	1.5
33	MP1B	Mz	-.084	1.5
34	MP1B	Y	-97.207	6
35	MP1B	My	-.043	6
36	MP1B	Mz	-.084	6
37	MP2C	Y	-97.207	.75
38	MP2C	My	.084	.75
39	MP2C	Mz	-.043	.75
40	MP2C	Y	-97.207	6.75
41	MP2C	My	.084	6.75
42	MP2C	Mz	-.043	6.75
43	MP2A	Y	-97.207	.75
44	MP2A	My	-.038	.75
45	MP2A	Mz	-.085	.75
46	MP2A	Y	-97.207	6.75
47	MP2A	My	-.038	6.75
48	MP2A	Mz	-.085	6.75
49	MP3B	Y	-55.348	.25
50	MP3B	My	.028	.25
51	MP3B	Mz	-.024	.25
52	MP3B	Y	-55.348	4.58

Member Point Loads (BLC 2 : Antenna Di) (Continued)

	Member Label	Direction	Magnitude[lb,k-ft]	Location[ft,%]
53	MP3B	My	.028	4.58
54	MP3B	Mz	-.024	4.58
55	MP1B	Y	-97.344	1.5
56	MP1B	My	.087	1.5
57	MP1B	Mz	-.037	1.5
58	MP1B	Y	-97.344	6
59	MP1B	My	.087	6
60	MP1B	Mz	-.037	6
61	MP2A	Y	-97.344	.75
62	MP2A	My	-.085	.75
63	MP2A	Mz	.043	.75
64	MP2A	Y	-97.344	6.75
65	MP2A	My	-.085	6.75
66	MP2A	Mz	.043	6.75
67	MP2C	Y	-97.344	.75
68	MP2C	My	.037	.75
69	MP2C	Mz	.087	.75
70	MP2C	Y	-97.344	6.75
71	MP2C	My	.037	6.75
72	MP2C	Mz	.087	6.75
73	MP1C	Y	-38.076	2.92
74	MP1C	My	.024	2.92
75	MP1C	Mz	.009	2.92
76	MP1C	Y	-38.076	4.92
77	MP1C	My	.024	4.92
78	MP1C	Mz	.009	4.92
79	MP2B	Y	-38.076	2.75
80	MP2B	My	.009	2.75
81	MP2B	Mz	-.024	2.75
82	MP2B	Y	-38.076	4.75
83	MP2B	My	.009	4.75
84	MP2B	Mz	-.024	4.75
85	MP3A	Y	-38.076	2.92
86	MP3A	My	-.024	2.92
87	MP3A	Mz	-.009	2.92
88	MP3A	Y	-38.076	4.92
89	MP3A	My	-.024	4.92
90	MP3A	Mz	-.009	4.92
91	RRU_B2	Y	-48.053	.25
92	RRU_B2	My	0	.25
93	RRU_B2	Mz	0	.25
94	RRU_C2	Y	-48.053	.25
95	RRU_C2	My	0	.25
96	RRU_C2	Mz	0	.25
97	RRU_B1	Y	-43.236	.25
98	RRU_B1	My	0	.25
99	RRU_B1	Mz	0	.25
100	RRU_C1	Y	-43.236	.25
101	RRU_C1	My	0	.25
102	RRU_C1	Mz	0	.25
103	MP1A	Y	-55.348	1.25
104	MP1A	My	-.032	1.25

Member Point Loads (BLC 2 : Antenna Di) (Continued)

	Member Label	Direction	Magnitude[lb,k-ft]	Location[ft,%]
105	MP1A	Mz	-.018	1.25
106	MP1A	Y	-55.348	5.25
107	MP1A	My	-.032	5.25
108	MP1A	Mz	-.018	5.25
109	MP3C	Y	-55.348	1.25
110	MP3C	My	.006	1.25
111	MP3C	Mz	.036	1.25
112	MP3C	Y	-55.348	5.25
113	MP3C	My	.006	5.25
114	MP3C	Mz	.036	5.25
115	MP2A	Y	-11.592	4
116	MP2A	My	.005	4
117	MP2A	Mz	.002	4
118	MP2B	Y	-11.592	4
119	MP2B	My	-.002	4
120	MP2B	Mz	.005	4
121	MP2C	Y	-11.592	4
122	MP2C	My	-.005	4
123	MP2C	Mz	-.002	4
124	RRU_A2	Y	-48.053	.25
125	RRU_A2	My	0	.25
126	RRU_A2	Mz	0	.25
127	RRU_A1	Y	-43.236	.25
128	RRU_A1	My	0	.25
129	RRU_A1	Mz	0	.25
130	MP2A	Y	-21.327	1
131	MP2A	My	.013	1
132	MP2A	Mz	.005	1
133	MP2B	Y	-21.327	1
134	MP2B	My	-.005	1
135	MP2B	Mz	.013	1
136	MP2C	Y	-21.327	1
137	MP2C	My	-.013	1
138	MP2C	Mz	-.005	1

Member Point Loads (BLC 3 : Antenna Wo (0 Deg))

	Member Label	Direction	Magnitude[lb,k-ft]	Location[ft,%]
1	ATT_6	X	0	.17
2	ATT_6	Z	-64.06	.17
3	ATT_6	Mx	0	.17
4	ATT)3	X	0	.17
5	ATT)3	Z	-64.06	.17
6	ATT)3	Mx	0	.17
7	ATT_7	X	0	.17
8	ATT_7	Z	-64.06	.17
9	ATT_7	Mx	0	.17
10	ATT_4	X	0	.17
11	ATT_4	Z	-72.213	.17
12	ATT_4	Mx	0	.17
13	ATT_1	X	0	.17
14	ATT_1	Z	-72.213	.17

Member Point Loads (BLC 3 : Antenna Wo (0 Deg)) (Continued)

	Member Label	Direction	Magnitude[lb,k-ft]	Location[ft,%]
15	ATT_1	Mx	0	.17
16	ATT_8	X	0	.17
17	ATT_8	Z	-72.213	.17
18	ATT_8	Mx	0	.17
19	ATT_9	X	0	.17
20	ATT_9	Z	-64.06	.17
21	ATT_9	Mx	0	.17
22	ATT_11	X	0	.17
23	ATT_11	Z	-64.06	.17
24	ATT_11	Mx	0	.17
25	ATT_10	X	0	.17
26	ATT_10	Z	-72.213	.17
27	ATT_10	Mx	0	.17
28	ATT_12	X	0	.17
29	ATT_12	Z	-72.213	.17
30	ATT_12	Mx	0	.17
31	MP1B	X	0	1.5
32	MP1B	Z	-174.41	1.5
33	MP1B	Mx	.152	1.5
34	MP1B	X	0	6
35	MP1B	Z	-174.41	6
36	MP1B	Mx	.152	6
37	MP2C	X	0	.75
38	MP2C	Z	-238.831	.75
39	MP2C	Mx	.105	.75
40	MP2C	X	0	6.75
41	MP2C	Z	-238.831	6.75
42	MP2C	Mx	.105	6.75
43	MP2A	X	0	.75
44	MP2A	Z	-238.831	.75
45	MP2A	Mx	.209	.75
46	MP2A	X	0	6.75
47	MP2A	Z	-238.831	6.75
48	MP2A	Mx	.209	6.75
49	MP3B	X	0	.25
50	MP3B	Z	-119.584	.25
51	MP3B	Mx	.051	.25
52	MP3B	X	0	4.58
53	MP3B	Z	-119.584	4.58
54	MP3B	Mx	.051	4.58
55	MP1B	X	0	1.5
56	MP1B	Z	-174.786	1.5
57	MP1B	Mx	.067	1.5
58	MP1B	X	0	6
59	MP1B	Z	-174.786	6
60	MP1B	Mx	.067	6
61	MP2A	X	0	.75
62	MP2A	Z	-238.713	.75
63	MP2A	Mx	-.104	.75
64	MP2A	X	0	6.75
65	MP2A	Z	-238.713	6.75
66	MP2A	Mx	-.104	6.75

Member Point Loads (BLC 3 : Antenna Wo (0 Deg)) (Continued)

	Member Label	Direction	Magnitude[lb,k-ft]	Location[ft,%]
67	MP2C	X	0	.75
68	MP2C	Z	-238.713	.75
69	MP2C	Mx	-.213	.75
70	MP2C	X	0	6.75
71	MP2C	Z	-238.713	6.75
72	MP2C	Mx	-.213	6.75
73	MP1C	X	0	2.92
74	MP1C	Z	-84.742	2.92
75	MP1C	Mx	-.019	2.92
76	MP1C	X	0	4.92
77	MP1C	Z	-84.742	4.92
78	MP1C	Mx	-.019	4.92
79	MP2B	X	0	2.75
80	MP2B	Z	-42.213	2.75
81	MP2B	Mx	.026	2.75
82	MP2B	X	0	4.75
83	MP2B	Z	-42.213	4.75
84	MP2B	Mx	.026	4.75
85	MP3A	X	0	2.92
86	MP3A	Z	-84.742	2.92
87	MP3A	Mx	.019	2.92
88	MP3A	X	0	4.92
89	MP3A	Z	-84.742	4.92
90	MP3A	Mx	.019	4.92
91	RRU_B2	X	0	.25
92	RRU_B2	Z	-72.601	.25
93	RRU_B2	Mx	0	.25
94	RRU_C2	X	0	.25
95	RRU_C2	Z	-72.601	.25
96	RRU_C2	Mx	0	.25
97	RRU_B1	X	0	.25
98	RRU_B1	Z	-72.601	.25
99	RRU_B1	Mx	0	.25
100	RRU_C1	X	0	.25
101	RRU_C1	Z	-72.601	.25
102	RRU_C1	Mx	0	.25
103	MP1A	X	0	1.25
104	MP1A	Z	-130.391	1.25
105	MP1A	Mx	.043	1.25
106	MP1A	X	0	5.25
107	MP1A	Z	-130.391	5.25
108	MP1A	Mx	.043	5.25
109	MP3C	X	0	1.25
110	MP3C	Z	-82.715	1.25
111	MP3C	Mx	-.054	1.25
112	MP3C	X	0	5.25
113	MP3C	Z	-82.715	5.25
114	MP3C	Mx	-.054	5.25
115	MP2A	X	0	4
116	MP2A	Z	-13.847	4
117	MP2A	Mx	-.002	4
118	MP2B	X	0	4

Member Point Loads (BLC 3 : Antenna Wo (0 Deg)) (Continued)

	Member Label	Direction	Magnitude[lb,k-ft]	Location[ft,%]
119	MP2B	Z	-10.457	4
120	MP2B	Mx	-.004	4
121	MP2C	X	0	4
122	MP2C	Z	-13.847	4
123	MP2C	Mx	.002	4
124	RRU_A2	X	0	.25
125	RRU_A2	Z	-72.601	.25
126	RRU_A2	Mx	0	.25
127	RRU_A1	X	0	.25
128	RRU_A1	Z	-72.601	.25
129	RRU_A1	Mx	0	.25
130	MP2A	X	0	1
131	MP2A	Z	-36.558	1
132	MP2A	Mx	-.008	1
133	MP2B	X	0	1
134	MP2B	Z	-21.72	1
135	MP2B	Mx	-.014	1
136	MP2C	X	0	1
137	MP2C	Z	-36.558	1
138	MP2C	Mx	.008	1

Member Point Loads (BLC 4 : Antenna Wo (30 Deg))

	Member Label	Direction	Magnitude[lb,k-ft]	Location[ft,%]
1	ATT_6	X	27.208	.17
2	ATT_6	Z	-47.125	.17
3	ATT_6	Mx	0	.17
4	ATT)3	X	27.208	.17
5	ATT)3	Z	-47.125	.17
6	ATT)3	Mx	0	.17
7	ATT_7	X	27.208	.17
8	ATT_7	Z	-47.125	.17
9	ATT_7	Mx	0	.17
10	ATT_4	X	28.922	.17
11	ATT_4	Z	-50.095	.17
12	ATT_4	Mx	0	.17
13	ATT_1	X	28.922	.17
14	ATT_1	Z	-50.095	.17
15	ATT_1	Mx	0	.17
16	ATT_8	X	28.922	.17
17	ATT_8	Z	-50.095	.17
18	ATT_8	Mx	0	.17
19	ATT_9	X	27.208	.17
20	ATT_9	Z	-47.125	.17
21	ATT_9	Mx	0	.17
22	ATT_11	X	27.208	.17
23	ATT_11	Z	-47.125	.17
24	ATT_11	Mx	0	.17
25	ATT_10	X	28.922	.17
26	ATT_10	Z	-50.095	.17
27	ATT_10	Mx	0	.17
28	ATT_12	X	28.922	.17

Member Point Loads (BLC 4 : Antenna Wo (30 Deg)) (Continued)

	Member Label	Direction	Magnitude[lb,k-ft]	Location[ft,%]
29	ATT_12	Z	-50.095	.17
30	ATT_12	Mx	0	.17
31	MP1B	X	83.554	1.5
32	MP1B	Z	-144.72	1.5
33	MP1B	Mx	.089	1.5
34	MP1B	X	83.554	6
35	MP1B	Z	-144.72	6
36	MP1B	Mx	.089	6
37	MP2C	X	123.066	.75
38	MP2C	Z	-213.157	.75
39	MP2C	Mx	.2	.75
40	MP2C	X	123.066	6.75
41	MP2C	Z	-213.157	6.75
42	MP2C	Mx	.2	6.75
43	MP2A	X	123.066	.75
44	MP2A	Z	-213.157	.75
45	MP2A	Mx	.138	.75
46	MP2A	X	123.066	6.75
47	MP2A	Z	-213.157	6.75
48	MP2A	Mx	.138	6.75
49	MP3B	X	44.233	.25
50	MP3B	Z	-76.613	.25
51	MP3B	Mx	.055	.25
52	MP3B	X	44.233	4.58
53	MP3B	Z	-76.613	4.58
54	MP3B	Mx	.055	4.58
55	MP1B	X	83.77	1.5
56	MP1B	Z	-145.094	1.5
57	MP1B	Mx	.131	1.5
58	MP1B	X	83.77	6
59	MP1B	Z	-145.094	6
60	MP1B	Mx	.131	6
61	MP2A	X	122.979	.75
62	MP2A	Z	-213.006	.75
63	MP2A	Mx	-.2	.75
64	MP2A	X	122.979	6.75
65	MP2A	Z	-213.006	6.75
66	MP2A	Mx	-.2	6.75
67	MP2C	X	122.979	.75
68	MP2C	Z	-213.006	.75
69	MP2C	Mx	-.143	.75
70	MP2C	X	122.979	6.75
71	MP2C	Z	-213.006	6.75
72	MP2C	Mx	-.143	6.75
73	MP1C	X	44.781	2.92
74	MP1C	Z	-77.564	2.92
75	MP1C	Mx	.01	2.92
76	MP1C	X	44.781	4.92
77	MP1C	Z	-77.564	4.92
78	MP1C	Mx	.01	4.92
79	MP2B	X	18.697	2.75
80	MP2B	Z	-32.383	2.75

Member Point Loads (BLC 4 : Antenna Wo (30 Deg)) (Continued)

	Member Label	Direction	Magnitude[lb,k-ft]	Location[ft,%]
81	MP2B	Mx	.025	2.75
82	MP2B	X	18.697	4.75
83	MP2B	Z	-32.383	4.75
84	MP2B	Mx	.025	4.75
85	MP3A	X	44.781	2.92
86	MP3A	Z	-77.564	2.92
87	MP3A	Mx	-.01	2.92
88	MP3A	X	44.781	4.92
89	MP3A	Z	-77.564	4.92
90	MP3A	Mx	-.01	4.92
91	RRU_B2	X	33.292	.25
92	RRU_B2	Z	-57.663	.25
93	RRU_B2	Mx	0	.25
94	RRU_C2	X	33.292	.25
95	RRU_C2	Z	-57.663	.25
96	RRU_C2	Mx	0	.25
97	RRU_B1	X	32.139	.25
98	RRU_B1	Z	-55.667	.25
99	RRU_B1	Mx	0	.25
100	RRU_C1	X	32.139	.25
101	RRU_C1	Z	-55.667	.25
102	RRU_C1	Mx	0	.25
103	MP1A	X	73.475	1.25
104	MP1A	Z	-127.262	1.25
105	MP1A	Mx	0	1.25
106	MP1A	X	73.475	5.25
107	MP1A	Z	-127.262	5.25
108	MP1A	Mx	0	5.25
109	MP3C	X	54.041	1.25
110	MP3C	Z	-93.602	1.25
111	MP3C	Mx	-.055	1.25
112	MP3C	X	54.041	5.25
113	MP3C	Z	-93.602	5.25
114	MP3C	Mx	-.055	5.25
115	MP2A	X	7.116	4
116	MP2A	Z	-12.325	4
117	MP2A	Mx	.001	4
118	MP2B	X	5.036	4
119	MP2B	Z	-8.723	4
120	MP2B	Mx	-.004	4
121	MP2C	X	7.116	4
122	MP2C	Z	-12.325	4
123	MP2C	Mx	-.001	4
124	RRU_A2	X	33.292	.25
125	RRU_A2	Z	-57.663	.25
126	RRU_A2	Mx	0	.25
127	RRU_A1	X	32.139	.25
128	RRU_A1	Z	-55.667	.25
129	RRU_A1	Mx	0	.25
130	MP2A	X	19.12	1
131	MP2A	Z	-33.117	1
132	MP2A	Mx	.004	1

Member Point Loads (BLC 4 : Antenna Wo (30 Deg)) (Continued)

	Member Label	Direction	Magnitude[lb,k-ft]	Location[ft,%]
133	MP2B	X	10.019	1
134	MP2B	Z	-17.354	1
135	MP2B	Mx	-.013	1
136	MP2C	X	19.12	1
137	MP2C	Z	-33.117	1
138	MP2C	Mx	-.004	1

Member Point Loads (BLC 5 : Antenna Wo (60 Deg))

	Member Label	Direction	Magnitude[lb,k-ft]	Location[ft,%]
1	ATT_6	X	30.421	.17
2	ATT_6	Z	-17.563	.17
3	ATT_6	Mx	0	.17
4	ATT)3	X	30.421	.17
5	ATT)3	Z	-17.563	.17
6	ATT)3	Mx	0	.17
7	ATT_7	X	30.421	.17
8	ATT_7	Z	-17.563	.17
9	ATT_7	Mx	0	.17
10	ATT_4	X	25.208	.17
11	ATT_4	Z	-14.554	.17
12	ATT_4	Mx	0	.17
13	ATT_1	X	25.208	.17
14	ATT_1	Z	-14.554	.17
15	ATT_1	Mx	0	.17
16	ATT_8	X	25.208	.17
17	ATT_8	Z	-14.554	.17
18	ATT_8	Mx	0	.17
19	ATT_9	X	30.421	.17
20	ATT_9	Z	-17.563	.17
21	ATT_9	Mx	0	.17
22	ATT_11	X	30.421	.17
23	ATT_11	Z	-17.563	.17
24	ATT_11	Mx	0	.17
25	ATT_10	X	25.208	.17
26	ATT_10	Z	-14.554	.17
27	ATT_10	Mx	0	.17
28	ATT_12	X	25.208	.17
29	ATT_12	Z	-14.554	.17
30	ATT_12	Mx	0	.17
31	MP1B	X	172.616	1.5
32	MP1B	Z	-99.66	1.5
33	MP1B	Mx	.011	1.5
34	MP1B	X	172.616	6
35	MP1B	Z	-99.66	6
36	MP1B	Mx	.011	6
37	MP2C	X	185.262	.75
38	MP2C	Z	-106.961	.75
39	MP2C	Mx	.208	.75
40	MP2C	X	185.262	6.75
41	MP2C	Z	-106.961	6.75
42	MP2C	Mx	.208	6.75

Member Point Loads (BLC 5 : Antenna Wo (60 Deg)) (Continued)

	Member Label	Direction	Magnitude[lb,k-ft]	Location[ft,%]
43	MP2A	X	185.262	.75
44	MP2A	Z	-106.961	.75
45	MP2A	Mx	.021	.75
46	MP2A	X	185.262	6.75
47	MP2A	Z	-106.961	6.75
48	MP2A	Mx	.021	6.75
49	MP3B	X	71.633	.25
50	MP3B	Z	-41.357	.25
51	MP3B	Mx	.054	.25
52	MP3B	X	71.633	4.58
53	MP3B	Z	-41.357	4.58
54	MP3B	Mx	.054	4.58
55	MP1B	X	172.775	1.5
56	MP1B	Z	-99.752	1.5
57	MP1B	Mx	.193	1.5
58	MP1B	X	172.775	6
59	MP1B	Z	-99.752	6
60	MP1B	Mx	.193	6
61	MP2A	X	185.325	.75
62	MP2A	Z	-106.997	.75
63	MP2A	Mx	-.208	.75
64	MP2A	X	185.325	6.75
65	MP2A	Z	-106.997	6.75
66	MP2A	Mx	-.208	6.75
67	MP2C	X	185.325	.75
68	MP2C	Z	-106.997	.75
69	MP2C	Mx	-.024	.75
70	MP2C	X	185.325	6.75
71	MP2C	Z	-106.997	6.75
72	MP2C	Mx	-.024	6.75
73	MP1C	X	59.148	2.92
74	MP1C	Z	-34.149	2.92
75	MP1C	Mx	.029	2.92
76	MP1C	X	59.148	4.92
77	MP1C	Z	-34.149	4.92
78	MP1C	Mx	.029	4.92
79	MP2B	X	50.799	2.75
80	MP2B	Z	-29.329	2.75
81	MP2B	Mx	.03	2.75
82	MP2B	X	50.799	4.75
83	MP2B	Z	-29.329	4.75
84	MP2B	Mx	.03	4.75
85	MP3A	X	59.148	2.92
86	MP3A	Z	-34.149	2.92
87	MP3A	Mx	-.029	2.92
88	MP3A	X	59.148	4.92
89	MP3A	Z	-34.149	4.92
90	MP3A	Mx	-.029	4.92
91	RRU_B2	X	47.24	.25
92	RRU_B2	Z	-27.274	.25
93	RRU_B2	Mx	0	.25
94	RRU_C2	X	47.24	.25

Member Point Loads (BLC 5 : Antenna Wo (60 Deg)) (Continued)

	Member Label	Direction	Magnitude[lb,k-ft]	Location[ft,%]
95	RRU_C2	Z	-27.274	.25
96	RRU_C2	Mx	0	.25
97	RRU_B1	X	41.251	.25
98	RRU_B1	Z	-23.816	.25
99	RRU_B1	Mx	0	.25
100	RRU_C1	X	41.251	.25
101	RRU_C1	Z	-23.816	.25
102	RRU_C1	Mx	0	.25
103	MP1A	X	112.922	1.25
104	MP1A	Z	-65.196	1.25
105	MP1A	Mx	-.043	1.25
106	MP1A	X	112.922	5.25
107	MP1A	Z	-65.196	5.25
108	MP1A	Mx	-.043	5.25
109	MP3C	X	120.552	1.25
110	MP3C	Z	-69.601	1.25
111	MP3C	Mx	-.032	1.25
112	MP3C	X	120.552	5.25
113	MP3C	Z	-69.601	5.25
114	MP3C	Mx	-.032	5.25
115	MP2A	X	10.857	4
116	MP2A	Z	-6.268	4
117	MP2A	Mx	.003	4
118	MP2B	X	10.191	4
119	MP2B	Z	-5.884	4
120	MP2B	Mx	-.004	4
121	MP2C	X	10.857	4
122	MP2C	Z	-6.268	4
123	MP2C	Mx	-.003	4
124	RRU_A2	X	47.24	.25
125	RRU_A2	Z	-27.274	.25
126	RRU_A2	Mx	0	.25
127	RRU_A1	X	41.251	.25
128	RRU_A1	Z	-23.816	.25
129	RRU_A1	Mx	0	.25
130	MP2A	X	26.692	1
131	MP2A	Z	-15.41	1
132	MP2A	Mx	.013	1
133	MP2B	X	23.779	1
134	MP2B	Z	-13.729	1
135	MP2B	Mx	-.014	1
136	MP2C	X	26.692	1
137	MP2C	Z	-15.41	1
138	MP2C	Mx	-.013	1

Member Point Loads (BLC 6 : Antenna Wo (90 Deg))

	Member Label	Direction	Magnitude[lb,k-ft]	Location[ft,%]
1	ATT_6	X	25.482	.17
2	ATT_6	Z	0	.17
3	ATT_6	Mx	0	.17
4	ATT)3	X	25.482	.17

Member Point Loads (BLC 6 : Antenna Wo (90 Deg)) (Continued)

	Member Label	Direction	Magnitude[lb,k-ft]	Location[ft,%]
5	ATT)3	Z	0	.17
6	ATT)3	Mx	0	.17
7	ATT_7	X	25.482	.17
8	ATT_7	Z	0	.17
9	ATT_7	Mx	0	.17
10	ATT_4	X	14.74	.17
11	ATT_4	Z	0	.17
12	ATT_4	Mx	0	.17
13	ATT_1	X	14.74	.17
14	ATT_1	Z	0	.17
15	ATT_1	Mx	0	.17
16	ATT_8	X	14.74	.17
17	ATT_8	Z	0	.17
18	ATT_8	Mx	0	.17
19	ATT_9	X	25.482	.17
20	ATT_9	Z	0	.17
21	ATT_9	Mx	0	.17
22	ATT_11	X	25.482	.17
23	ATT_11	Z	0	.17
24	ATT_11	Mx	0	.17
25	ATT_10	X	14.74	.17
26	ATT_10	Z	0	.17
27	ATT_10	Mx	0	.17
28	ATT_12	X	14.74	.17
29	ATT_12	Z	0	.17
30	ATT_12	Mx	0	.17
31	MP1B	X	238.831	1.5
32	MP1B	Z	0	1.5
33	MP1B	Mx	-.105	1.5
34	MP1B	X	238.831	6
35	MP1B	Z	0	6
36	MP1B	Mx	-.105	6
37	MP2C	X	174.41	.75
38	MP2C	Z	0	.75
39	MP2C	Mx	.152	.75
40	MP2C	X	174.41	6.75
41	MP2C	Z	0	6.75
42	MP2C	Mx	.152	6.75
43	MP2A	X	174.41	.75
44	MP2A	Z	0	.75
45	MP2A	Mx	-.068	.75
46	MP2A	X	174.41	6.75
47	MP2A	Z	0	6.75
48	MP2A	Mx	-.068	6.75
49	MP3B	X	108.083	.25
50	MP3B	Z	0	.25
51	MP3B	Mx	.055	.25
52	MP3B	X	108.083	4.58
53	MP3B	Z	0	4.58
54	MP3B	Mx	.055	4.58
55	MP1B	X	238.713	1.5
56	MP1B	Z	0	1.5

Member Point Loads (BLC 6 : Antenna Wo (90 Deg)) (Continued)

	Member Label	Direction	Magnitude[lb,k-ft]	Location[ft,%]
57	MP1B	Mx	.213	1.5
58	MP1B	X	238.713	6
59	MP1B	Z	0	6
60	MP1B	Mx	.213	6
61	MP2A	X	174.786	.75
62	MP2A	Z	0	.75
63	MP2A	Mx	-.152	.75
64	MP2A	X	174.786	6.75
65	MP2A	Z	0	6.75
66	MP2A	Mx	-.152	6.75
67	MP2C	X	174.786	.75
68	MP2C	Z	0	.75
69	MP2C	Mx	.067	.75
70	MP2C	X	174.786	6.75
71	MP2C	Z	0	6.75
72	MP2C	Mx	.067	6.75
73	MP1C	X	42.213	2.92
74	MP1C	Z	0	2.92
75	MP1C	Mx	.026	2.92
76	MP1C	X	42.213	4.92
77	MP1C	Z	0	4.92
78	MP1C	Mx	.026	4.92
79	MP2B	X	84.742	2.75
80	MP2B	Z	0	2.75
81	MP2B	Mx	.019	2.75
82	MP2B	X	84.742	4.75
83	MP2B	Z	0	4.75
84	MP2B	Mx	.019	4.75
85	MP3A	X	42.213	2.92
86	MP3A	Z	0	2.92
87	MP3A	Mx	-.026	2.92
88	MP3A	X	42.213	4.92
89	MP3A	Z	0	4.92
90	MP3A	Mx	-.026	4.92
91	RRU B2	X	48.53	.25
92	RRU B2	Z	0	.25
93	RRU B2	Mx	0	.25
94	RRU C2	X	48.53	.25
95	RRU C2	Z	0	.25
96	RRU C2	Mx	0	.25
97	RRU B1	X	39.309	.25
98	RRU B1	Z	0	.25
99	RRU B1	Mx	0	.25
100	RRU C1	X	39.309	.25
101	RRU C1	Z	0	.25
102	RRU C1	Mx	0	.25
103	MP1A	X	97.275	1.25
104	MP1A	Z	0	1.25
105	MP1A	Mx	-.056	1.25
106	MP1A	X	97.275	5.25
107	MP1A	Z	0	5.25
108	MP1A	Mx	-.056	5.25

Member Point Loads (BLC 6 : Antenna Wo (90 Deg)) (Continued)

	Member Label	Direction	Magnitude[lb,k-ft]	Location[ft,%]
109	MP3C	X	144.952	1.25
110	MP3C	Z	0	1.25
111	MP3C	Mx	.017	1.25
112	MP3C	X	144.952	5.25
113	MP3C	Z	0	5.25
114	MP3C	Mx	.017	5.25
115	MP2A	X	10.457	4
116	MP2A	Z	0	4
117	MP2A	Mx	.004	4
118	MP2B	X	13.847	4
119	MP2B	Z	0	4
120	MP2B	Mx	-.002	4
121	MP2C	X	10.457	4
122	MP2C	Z	0	4
123	MP2C	Mx	-.004	4
124	RRU_A2	X	48.53	.25
125	RRU_A2	Z	0	.25
126	RRU_A2	Mx	0	.25
127	RRU_A1	X	39.309	.25
128	RRU_A1	Z	0	.25
129	RRU_A1	Mx	0	.25
130	MP2A	X	21.72	1
131	MP2A	Z	0	1
132	MP2A	Mx	.014	1
133	MP2B	X	36.558	1
134	MP2B	Z	0	1
135	MP2B	Mx	-.008	1
136	MP2C	X	21.72	1
137	MP2C	Z	0	1
138	MP2C	Mx	-.014	1

Member Point Loads (BLC 7 : Antenna Wo (120 Deg))

	Member Label	Direction	Magnitude[lb,k-ft]	Location[ft,%]
1	ATT_6	X	30.421	.17
2	ATT_6	Z	17.563	.17
3	ATT_6	Mx	0	.17
4	ATT)3	X	30.421	.17
5	ATT)3	Z	17.563	.17
6	ATT)3	Mx	0	.17
7	ATT_7	X	30.421	.17
8	ATT_7	Z	17.563	.17
9	ATT_7	Mx	0	.17
10	ATT_4	X	25.208	.17
11	ATT_4	Z	14.554	.17
12	ATT_4	Mx	0	.17
13	ATT_1	X	25.208	.17
14	ATT_1	Z	14.554	.17
15	ATT_1	Mx	0	.17
16	ATT_8	X	25.208	.17
17	ATT_8	Z	14.554	.17
18	ATT_8	Mx	0	.17

Member Point Loads (BLC 7 : Antenna Wo (120 Deg)) (Continued)

	Member Label	Direction	Magnitude[lb,k-ft]	Location[ft,%]
19	ATT_9	X	30.421	.17
20	ATT_9	Z	17.563	.17
21	ATT_9	Mx	0	.17
22	ATT_11	X	30.421	.17
23	ATT_11	Z	17.563	.17
24	ATT_11	Mx	0	.17
25	ATT_10	X	25.208	.17
26	ATT_10	Z	14.554	.17
27	ATT_10	Mx	0	.17
28	ATT_12	X	25.208	.17
29	ATT_12	Z	14.554	.17
30	ATT_12	Mx	0	.17
31	MP1B	X	213.157	1.5
32	MP1B	Z	123.066	1.5
33	MP1B	Mx	-.2	1.5
34	MP1B	X	213.157	6
35	MP1B	Z	123.066	6
36	MP1B	Mx	-.2	6
37	MP2C	X	144.72	.75
38	MP2C	Z	83.554	.75
39	MP2C	Mx	.089	.75
40	MP2C	X	144.72	6.75
41	MP2C	Z	83.554	6.75
42	MP2C	Mx	.089	6.75
43	MP2A	X	144.72	.75
44	MP2A	Z	83.554	.75
45	MP2A	Mx	-.13	.75
46	MP2A	X	144.72	6.75
47	MP2A	Z	83.554	6.75
48	MP2A	Mx	-.13	6.75
49	MP3B	X	120.552	.25
50	MP3B	Z	69.601	.25
51	MP3B	Mx	.032	.25
52	MP3B	X	120.552	4.58
53	MP3B	Z	69.601	4.58
54	MP3B	Mx	.032	4.58
55	MP1B	X	213.006	1.5
56	MP1B	Z	122.979	1.5
57	MP1B	Mx	.143	1.5
58	MP1B	X	213.006	6
59	MP1B	Z	122.979	6
60	MP1B	Mx	.143	6
61	MP2A	X	145.094	.75
62	MP2A	Z	83.77	.75
63	MP2A	Mx	-.089	.75
64	MP2A	X	145.094	6.75
65	MP2A	Z	83.77	6.75
66	MP2A	Mx	-.089	6.75
67	MP2C	X	145.094	.75
68	MP2C	Z	83.77	.75
69	MP2C	Mx	.131	.75
70	MP2C	X	145.094	6.75

Member Point Loads (BLC 7 : Antenna Wo (120 Deg)) (Continued)

	Member Label	Direction	Magnitude[lb,k-ft]	Location[ft,%]
71	MP2C	Z	83.77	6.75
72	MP2C	Mx	.131	6.75
73	MP1C	X	32.383	2.92
74	MP1C	Z	18.697	2.92
75	MP1C	Mx	.025	2.92
76	MP1C	X	32.383	4.92
77	MP1C	Z	18.697	4.92
78	MP1C	Mx	.025	4.92
79	MP2B	X	77.564	2.75
80	MP2B	Z	44.781	2.75
81	MP2B	Mx	-.01	2.75
82	MP2B	X	77.564	4.75
83	MP2B	Z	44.781	4.75
84	MP2B	Mx	-.01	4.75
85	MP3A	X	32.383	2.92
86	MP3A	Z	18.697	2.92
87	MP3A	Mx	-.025	2.92
88	MP3A	X	32.383	4.92
89	MP3A	Z	18.697	4.92
90	MP3A	Mx	-.025	4.92
91	RRU_B2	X	47.24	.25
92	RRU_B2	Z	27.274	.25
93	RRU_B2	Mx	0	.25
94	RRU_C2	X	47.24	.25
95	RRU_C2	Z	27.274	.25
96	RRU_C2	Mx	0	.25
97	RRU_B1	X	41.251	.25
98	RRU_B1	Z	23.816	.25
99	RRU_B1	Mx	0	.25
100	RRU_C1	X	41.251	.25
101	RRU_C1	Z	23.816	.25
102	RRU_C1	Mx	0	.25
103	MP1A	X	69.903	1.25
104	MP1A	Z	40.359	1.25
105	MP1A	Mx	-.054	1.25
106	MP1A	X	69.903	5.25
107	MP1A	Z	40.359	5.25
108	MP1A	Mx	-.054	5.25
109	MP3C	X	103.563	1.25
110	MP3C	Z	59.792	1.25
111	MP3C	Mx	.051	1.25
112	MP3C	X	103.563	5.25
113	MP3C	Z	59.792	5.25
114	MP3C	Mx	.051	5.25
115	MP2A	X	8.723	4
116	MP2A	Z	5.036	4
117	MP2A	Mx	.004	4
118	MP2B	X	12.325	4
119	MP2B	Z	7.116	4
120	MP2B	Mx	.001	4
121	MP2C	X	8.723	4
122	MP2C	Z	5.036	4

Member Point Loads (BLC 7 : Antenna Wo (120 Deg)) (Continued)

	Member Label	Direction	Magnitude[lb,k-ft]	Location[ft,%]
123	MP2C	Mx	-.004	4
124	RRU_A2	X	47.24	.25
125	RRU_A2	Z	27.274	.25
126	RRU_A2	Mx	0	.25
127	RRU_A1	X	41.251	.25
128	RRU_A1	Z	23.816	.25
129	RRU_A1	Mx	0	.25
130	MP2A	X	17.354	1
131	MP2A	Z	10.019	1
132	MP2A	Mx	.013	1
133	MP2B	X	33.117	1
134	MP2B	Z	19.12	1
135	MP2B	Mx	.004	1
136	MP2C	X	17.354	1
137	MP2C	Z	10.019	1
138	MP2C	Mx	-.013	1

Member Point Loads (BLC 8 : Antenna Wo (150 Deg))

	Member Label	Direction	Magnitude[lb,k-ft]	Location[ft,%]
1	ATT_6	X	27.208	.17
2	ATT_6	Z	47.125	.17
3	ATT_6	Mx	0	.17
4	ATT)3	X	27.208	.17
5	ATT)3	Z	47.125	.17
6	ATT)3	Mx	0	.17
7	ATT_7	X	27.208	.17
8	ATT_7	Z	47.125	.17
9	ATT_7	Mx	0	.17
10	ATT_4	X	28.922	.17
11	ATT_4	Z	50.095	.17
12	ATT_4	Mx	0	.17
13	ATT_1	X	28.922	.17
14	ATT_1	Z	50.095	.17
15	ATT_1	Mx	0	.17
16	ATT_8	X	28.922	.17
17	ATT_8	Z	50.095	.17
18	ATT_8	Mx	0	.17
19	ATT_9	X	27.208	.17
20	ATT_9	Z	47.125	.17
21	ATT_9	Mx	0	.17
22	ATT_11	X	27.208	.17
23	ATT_11	Z	47.125	.17
24	ATT_11	Mx	0	.17
25	ATT_10	X	28.922	.17
26	ATT_10	Z	50.095	.17
27	ATT_10	Mx	0	.17
28	ATT_12	X	28.922	.17
29	ATT_12	Z	50.095	.17
30	ATT_12	Mx	0	.17
31	MP1B	X	106.961	1.5
32	MP1B	Z	185.262	1.5

Member Point Loads (BLC 8 : Antenna Wo (150 Deg)) (Continued)

	Member Label	Direction	Magnitude[lb,k-ft]	Location[ft,%]
33	MP1B	Mx	-.208	1.5
34	MP1B	X	106.961	6
35	MP1B	Z	185.262	6
36	MP1B	Mx	-.208	6
37	MP2C	X	99.66	.75
38	MP2C	Z	172.616	.75
39	MP2C	Mx	.011	.75
40	MP2C	X	99.66	6.75
41	MP2C	Z	172.616	6.75
42	MP2C	Mx	.011	6.75
43	MP2A	X	99.66	.75
44	MP2A	Z	172.616	.75
45	MP2A	Mx	-.19	.75
46	MP2A	X	99.66	6.75
47	MP2A	Z	172.616	6.75
48	MP2A	Mx	-.19	6.75
49	MP3B	X	72.476	.25
50	MP3B	Z	125.532	.25
51	MP3B	Mx	-.017	.25
52	MP3B	X	72.476	4.58
53	MP3B	Z	125.532	4.58
54	MP3B	Mx	-.017	4.58
55	MP1B	X	106.997	1.5
56	MP1B	Z	185.325	1.5
57	MP1B	Mx	.024	1.5
58	MP1B	X	106.997	6
59	MP1B	Z	185.325	6
60	MP1B	Mx	.024	6
61	MP2A	X	99.752	.75
62	MP2A	Z	172.775	.75
63	MP2A	Mx	-.011	.75
64	MP2A	X	99.752	6.75
65	MP2A	Z	172.775	6.75
66	MP2A	Mx	-.011	6.75
67	MP2C	X	99.752	.75
68	MP2C	Z	172.775	.75
69	MP2C	Mx	.193	.75
70	MP2C	X	99.752	6.75
71	MP2C	Z	172.775	6.75
72	MP2C	Mx	.193	6.75
73	MP1C	X	29.329	2.92
74	MP1C	Z	50.799	2.92
75	MP1C	Mx	.03	2.92
76	MP1C	X	29.329	4.92
77	MP1C	Z	50.799	4.92
78	MP1C	Mx	.03	4.92
79	MP2B	X	34.149	2.75
80	MP2B	Z	59.148	2.75
81	MP2B	Mx	-.029	2.75
82	MP2B	X	34.149	4.75
83	MP2B	Z	59.148	4.75
84	MP2B	Mx	-.029	4.75

Member Point Loads (BLC 8 : Antenna Wo (150 Deg)) (Continued)

	Member Label	Direction	Magnitude[lb,k-ft]	Location[ft,%]
85	MP3A	X	29.329	2.92
86	MP3A	Z	50.799	2.92
87	MP3A	Mx	-.03	2.92
88	MP3A	X	29.329	4.92
89	MP3A	Z	50.799	4.92
90	MP3A	Mx	-.03	4.92
91	RRU_B2	X	33.292	.25
92	RRU_B2	Z	57.663	.25
93	RRU_B2	Mx	0	.25
94	RRU_C2	X	33.292	.25
95	RRU_C2	Z	57.663	.25
96	RRU_C2	Mx	0	.25
97	RRU_B1	X	32.139	.25
98	RRU_B1	Z	55.667	.25
99	RRU_B1	Mx	0	.25
100	RRU_C1	X	32.139	.25
101	RRU_C1	Z	55.667	.25
102	RRU_C1	Mx	0	.25
103	MP1A	X	48.638	1.25
104	MP1A	Z	84.243	1.25
105	MP1A	Mx	-.056	1.25
106	MP1A	X	48.638	5.25
107	MP1A	Z	84.243	5.25
108	MP1A	Mx	-.056	5.25
109	MP3C	X	44.233	1.25
110	MP3C	Z	76.613	1.25
111	MP3C	Mx	.055	1.25
112	MP3C	X	44.233	5.25
113	MP3C	Z	76.613	5.25
114	MP3C	Mx	.055	5.25
115	MP2A	X	5.884	4
116	MP2A	Z	10.191	4
117	MP2A	Mx	.004	4
118	MP2B	X	6.268	4
119	MP2B	Z	10.857	4
120	MP2B	Mx	.003	4
121	MP2C	X	5.884	4
122	MP2C	Z	10.191	4
123	MP2C	Mx	-.004	4
124	RRU_A2	X	33.292	.25
125	RRU_A2	Z	57.663	.25
126	RRU_A2	Mx	0	.25
127	RRU_A1	X	32.139	.25
128	RRU_A1	Z	55.667	.25
129	RRU_A1	Mx	0	.25
130	MP2A	X	13.729	1
131	MP2A	Z	23.779	1
132	MP2A	Mx	.014	1
133	MP2B	X	15.41	1
134	MP2B	Z	26.692	1
135	MP2B	Mx	.013	1
136	MP2C	X	13.729	1

Member Point Loads (BLC 8 : Antenna Wo (150 Deg)) (Continued)

	Member Label	Direction	Magnitude[lb,k-ft]	Location[ft,%]
137	MP2C	Z	23.779	1
138	MP2C	Mx	-.014	1

Member Point Loads (BLC 9 : Antenna Wo (180 Deg))

	Member Label	Direction	Magnitude[lb,k-ft]	Location[ft,%]
1	ATT_6	X	0	.17
2	ATT_6	Z	64.06	.17
3	ATT_6	Mx	0	.17
4	ATT)3	X	0	.17
5	ATT)3	Z	64.06	.17
6	ATT)3	Mx	0	.17
7	ATT_7	X	0	.17
8	ATT_7	Z	64.06	.17
9	ATT_7	Mx	0	.17
10	ATT_4	X	0	.17
11	ATT_4	Z	72.213	.17
12	ATT_4	Mx	0	.17
13	ATT_1	X	0	.17
14	ATT_1	Z	72.213	.17
15	ATT_1	Mx	0	.17
16	ATT_8	X	0	.17
17	ATT_8	Z	72.213	.17
18	ATT_8	Mx	0	.17
19	ATT_9	X	0	.17
20	ATT_9	Z	64.06	.17
21	ATT_9	Mx	0	.17
22	ATT_11	X	0	.17
23	ATT_11	Z	64.06	.17
24	ATT_11	Mx	0	.17
25	ATT_10	X	0	.17
26	ATT_10	Z	72.213	.17
27	ATT_10	Mx	0	.17
28	ATT_12	X	0	.17
29	ATT_12	Z	72.213	.17
30	ATT_12	Mx	0	.17
31	MP1B	X	0	1.5
32	MP1B	Z	174.41	1.5
33	MP1B	Mx	-.152	1.5
34	MP1B	X	0	6
35	MP1B	Z	174.41	6
36	MP1B	Mx	-.152	6
37	MP2C	X	0	.75
38	MP2C	Z	238.831	.75
39	MP2C	Mx	-.105	.75
40	MP2C	X	0	6.75
41	MP2C	Z	238.831	6.75
42	MP2C	Mx	-.105	6.75
43	MP2A	X	0	.75
44	MP2A	Z	238.831	.75
45	MP2A	Mx	-.209	.75
46	MP2A	X	0	6.75

Member Point Loads (BLC 9 : Antenna Wo (180 Deg)) (Continued)

	Member Label	Direction	Magnitude[lb,k-ft]	Location[ft,%]
47	MP2A	Z	238.831	6.75
48	MP2A	Mx	-.209	6.75
49	MP3B	X	0	.25
50	MP3B	Z	119.584	.25
51	MP3B	Mx	-.051	.25
52	MP3B	X	0	4.58
53	MP3B	Z	119.584	4.58
54	MP3B	Mx	-.051	4.58
55	MP1B	X	0	1.5
56	MP1B	Z	174.786	1.5
57	MP1B	Mx	-.067	1.5
58	MP1B	X	0	6
59	MP1B	Z	174.786	6
60	MP1B	Mx	-.067	6
61	MP2A	X	0	.75
62	MP2A	Z	238.713	.75
63	MP2A	Mx	.104	.75
64	MP2A	X	0	6.75
65	MP2A	Z	238.713	6.75
66	MP2A	Mx	.104	6.75
67	MP2C	X	0	.75
68	MP2C	Z	238.713	.75
69	MP2C	Mx	.213	.75
70	MP2C	X	0	6.75
71	MP2C	Z	238.713	6.75
72	MP2C	Mx	.213	6.75
73	MP1C	X	0	2.92
74	MP1C	Z	84.742	2.92
75	MP1C	Mx	.019	2.92
76	MP1C	X	0	4.92
77	MP1C	Z	84.742	4.92
78	MP1C	Mx	.019	4.92
79	MP2B	X	0	2.75
80	MP2B	Z	42.213	2.75
81	MP2B	Mx	-.026	2.75
82	MP2B	X	0	4.75
83	MP2B	Z	42.213	4.75
84	MP2B	Mx	-.026	4.75
85	MP3A	X	0	2.92
86	MP3A	Z	84.742	2.92
87	MP3A	Mx	-.019	2.92
88	MP3A	X	0	4.92
89	MP3A	Z	84.742	4.92
90	MP3A	Mx	-.019	4.92
91	RRU_B2	X	0	.25
92	RRU_B2	Z	72.601	.25
93	RRU_B2	Mx	0	.25
94	RRU_C2	X	0	.25
95	RRU_C2	Z	72.601	.25
96	RRU_C2	Mx	0	.25
97	RRU_B1	X	0	.25
98	RRU_B1	Z	72.601	.25

Member Point Loads (BLC 9 : Antenna Wo (180 Deg)) (Continued)

	Member Label	Direction	Magnitude[lb,k-ft]	Location[ft,%]
99	RRU_B1	Mx	0	.25
100	RRU_C1	X	0	.25
101	RRU_C1	Z	72.601	.25
102	RRU_C1	Mx	0	.25
103	MP1A	X	0	1.25
104	MP1A	Z	130.391	1.25
105	MP1A	Mx	-.043	1.25
106	MP1A	X	0	5.25
107	MP1A	Z	130.391	5.25
108	MP1A	Mx	-.043	5.25
109	MP3C	X	0	1.25
110	MP3C	Z	82.715	1.25
111	MP3C	Mx	.054	1.25
112	MP3C	X	0	5.25
113	MP3C	Z	82.715	5.25
114	MP3C	Mx	.054	5.25
115	MP2A	X	0	4
116	MP2A	Z	13.847	4
117	MP2A	Mx	.002	4
118	MP2B	X	0	4
119	MP2B	Z	10.457	4
120	MP2B	Mx	.004	4
121	MP2C	X	0	4
122	MP2C	Z	13.847	4
123	MP2C	Mx	-.002	4
124	RRU_A2	X	0	.25
125	RRU_A2	Z	72.601	.25
126	RRU_A2	Mx	0	.25
127	RRU_A1	X	0	.25
128	RRU_A1	Z	72.601	.25
129	RRU_A1	Mx	0	.25
130	MP2A	X	0	1
131	MP2A	Z	36.558	1
132	MP2A	Mx	.008	1
133	MP2B	X	0	1
134	MP2B	Z	21.72	1
135	MP2B	Mx	.014	1
136	MP2C	X	0	1
137	MP2C	Z	36.558	1
138	MP2C	Mx	-.008	1

Member Point Loads (BLC 10 : Antenna Wo (210 Deg))

	Member Label	Direction	Magnitude[lb,k-ft]	Location[ft,%]
1	ATT_6	X	-27.208	.17
2	ATT_6	Z	47.125	.17
3	ATT_6	Mx	0	.17
4	ATT)3	X	-27.208	.17
5	ATT)3	Z	47.125	.17
6	ATT)3	Mx	0	.17
7	ATT_7	X	-27.208	.17
8	ATT_7	Z	47.125	.17

Member Point Loads (BLC 10 : Antenna Wo (210 Deg)) (Continued)

	Member Label	Direction	Magnitude[lb,k-ft]	Location[ft,%]
9	ATT_7	Mx	0	.17
10	ATT_4	X	-28.922	.17
11	ATT_4	Z	50.095	.17
12	ATT_4	Mx	0	.17
13	ATT_1	X	-28.922	.17
14	ATT_1	Z	50.095	.17
15	ATT_1	Mx	0	.17
16	ATT_8	X	-28.922	.17
17	ATT_8	Z	50.095	.17
18	ATT_8	Mx	0	.17
19	ATT_9	X	-27.208	.17
20	ATT_9	Z	47.125	.17
21	ATT_9	Mx	0	.17
22	ATT_11	X	-27.208	.17
23	ATT_11	Z	47.125	.17
24	ATT_11	Mx	0	.17
25	ATT_10	X	-28.922	.17
26	ATT_10	Z	50.095	.17
27	ATT_10	Mx	0	.17
28	ATT_12	X	-28.922	.17
29	ATT_12	Z	50.095	.17
30	ATT_12	Mx	0	.17
31	MP1B	X	-83.554	1.5
32	MP1B	Z	144.72	1.5
33	MP1B	Mx	-.089	1.5
34	MP1B	X	-83.554	6
35	MP1B	Z	144.72	6
36	MP1B	Mx	-.089	6
37	MP2C	X	-123.066	.75
38	MP2C	Z	213.157	.75
39	MP2C	Mx	-.2	.75
40	MP2C	X	-123.066	6.75
41	MP2C	Z	213.157	6.75
42	MP2C	Mx	-.2	6.75
43	MP2A	X	-123.066	.75
44	MP2A	Z	213.157	.75
45	MP2A	Mx	-.138	.75
46	MP2A	X	-123.066	6.75
47	MP2A	Z	213.157	6.75
48	MP2A	Mx	-.138	6.75
49	MP3B	X	-44.233	.25
50	MP3B	Z	76.613	.25
51	MP3B	Mx	-.055	.25
52	MP3B	X	-44.233	4.58
53	MP3B	Z	76.613	4.58
54	MP3B	Mx	-.055	4.58
55	MP1B	X	-83.77	1.5
56	MP1B	Z	145.094	1.5
57	MP1B	Mx	-.131	1.5
58	MP1B	X	-83.77	6
59	MP1B	Z	145.094	6
60	MP1B	Mx	-.131	6

Member Point Loads (BLC 10 : Antenna Wo (210 Deg)) (Continued)

	Member Label	Direction	Magnitude[lb,k-ft]	Location[ft,%]
61	MP2A	X	-122.979	.75
62	MP2A	Z	213.006	.75
63	MP2A	Mx	.2	.75
64	MP2A	X	-122.979	6.75
65	MP2A	Z	213.006	6.75
66	MP2A	Mx	.2	6.75
67	MP2C	X	-122.979	.75
68	MP2C	Z	213.006	.75
69	MP2C	Mx	.143	.75
70	MP2C	X	-122.979	6.75
71	MP2C	Z	213.006	6.75
72	MP2C	Mx	.143	6.75
73	MP1C	X	-44.781	2.92
74	MP1C	Z	77.564	2.92
75	MP1C	Mx	-.01	2.92
76	MP1C	X	-44.781	4.92
77	MP1C	Z	77.564	4.92
78	MP1C	Mx	-.01	4.92
79	MP2B	X	-18.697	2.75
80	MP2B	Z	32.383	2.75
81	MP2B	Mx	-.025	2.75
82	MP2B	X	-18.697	4.75
83	MP2B	Z	32.383	4.75
84	MP2B	Mx	-.025	4.75
85	MP3A	X	-44.781	2.92
86	MP3A	Z	77.564	2.92
87	MP3A	Mx	.01	2.92
88	MP3A	X	-44.781	4.92
89	MP3A	Z	77.564	4.92
90	MP3A	Mx	.01	4.92
91	RRU B2	X	-33.292	.25
92	RRU B2	Z	57.663	.25
93	RRU B2	Mx	0	.25
94	RRU C2	X	-33.292	.25
95	RRU C2	Z	57.663	.25
96	RRU C2	Mx	0	.25
97	RRU B1	X	-32.139	.25
98	RRU B1	Z	55.667	.25
99	RRU B1	Mx	0	.25
100	RRU C1	X	-32.139	.25
101	RRU C1	Z	55.667	.25
102	RRU C1	Mx	0	.25
103	MP1A	X	-73.475	1.25
104	MP1A	Z	127.262	1.25
105	MP1A	Mx	0	1.25
106	MP1A	X	-73.475	5.25
107	MP1A	Z	127.262	5.25
108	MP1A	Mx	0	5.25
109	MP3C	X	-54.041	1.25
110	MP3C	Z	93.602	1.25
111	MP3C	Mx	.055	1.25
112	MP3C	X	-54.041	5.25

Member Point Loads (BLC 10 : Antenna Wo (210 Deg)) (Continued)

	Member Label	Direction	Magnitude[lb,k-ft]	Location[ft,%]
113	MP3C	Z	93.602	5.25
114	MP3C	Mx	.055	5.25
115	MP2A	X	-7.116	4
116	MP2A	Z	12.325	4
117	MP2A	Mx	-.001	4
118	MP2B	X	-5.036	4
119	MP2B	Z	8.723	4
120	MP2B	Mx	.004	4
121	MP2C	X	-7.116	4
122	MP2C	Z	12.325	4
123	MP2C	Mx	.001	4
124	RRU_A2	X	-33.292	.25
125	RRU_A2	Z	57.663	.25
126	RRU_A2	Mx	0	.25
127	RRU_A1	X	-32.139	.25
128	RRU_A1	Z	55.667	.25
129	RRU_A1	Mx	0	.25
130	MP2A	X	-19.12	1
131	MP2A	Z	33.117	1
132	MP2A	Mx	-.004	1
133	MP2B	X	-10.019	1
134	MP2B	Z	17.354	1
135	MP2B	Mx	.013	1
136	MP2C	X	-19.12	1
137	MP2C	Z	33.117	1
138	MP2C	Mx	.004	1

Member Point Loads (BLC 11 : Antenna Wo (240 Deg))

	Member Label	Direction	Magnitude[lb,k-ft]	Location[ft,%]
1	ATT_6	X	-30.421	.17
2	ATT_6	Z	17.563	.17
3	ATT_6	Mx	0	.17
4	ATT)3	X	-30.421	.17
5	ATT)3	Z	17.563	.17
6	ATT)3	Mx	0	.17
7	ATT_7	X	-30.421	.17
8	ATT_7	Z	17.563	.17
9	ATT_7	Mx	0	.17
10	ATT_4	X	-25.208	.17
11	ATT_4	Z	14.554	.17
12	ATT_4	Mx	0	.17
13	ATT_1	X	-25.208	.17
14	ATT_1	Z	14.554	.17
15	ATT_1	Mx	0	.17
16	ATT_8	X	-25.208	.17
17	ATT_8	Z	14.554	.17
18	ATT_8	Mx	0	.17
19	ATT_9	X	-30.421	.17
20	ATT_9	Z	17.563	.17
21	ATT_9	Mx	0	.17
22	ATT_11	X	-30.421	.17

Member Point Loads (BLC 11 : Antenna Wo (240 Deg)) (Continued)

	Member Label	Direction	Magnitude[lb,k-ft]	Location[ft,%]
23	ATT_11	Z	17.563	.17
24	ATT_11	Mx	0	.17
25	ATT_10	X	-25.208	.17
26	ATT_10	Z	14.554	.17
27	ATT_10	Mx	0	.17
28	ATT_12	X	-25.208	.17
29	ATT_12	Z	14.554	.17
30	ATT_12	Mx	0	.17
31	MP1B	X	-172.616	1.5
32	MP1B	Z	99.66	1.5
33	MP1B	Mx	-.011	1.5
34	MP1B	X	-172.616	6
35	MP1B	Z	99.66	6
36	MP1B	Mx	-.011	6
37	MP2C	X	-185.262	.75
38	MP2C	Z	106.961	.75
39	MP2C	Mx	-.208	.75
40	MP2C	X	-185.262	6.75
41	MP2C	Z	106.961	6.75
42	MP2C	Mx	-.208	6.75
43	MP2A	X	-185.262	.75
44	MP2A	Z	106.961	.75
45	MP2A	Mx	-.021	.75
46	MP2A	X	-185.262	6.75
47	MP2A	Z	106.961	6.75
48	MP2A	Mx	-.021	6.75
49	MP3B	X	-71.633	.25
50	MP3B	Z	41.357	.25
51	MP3B	Mx	-.054	.25
52	MP3B	X	-71.633	4.58
53	MP3B	Z	41.357	4.58
54	MP3B	Mx	-.054	4.58
55	MP1B	X	-172.775	1.5
56	MP1B	Z	99.752	1.5
57	MP1B	Mx	-.193	1.5
58	MP1B	X	-172.775	6
59	MP1B	Z	99.752	6
60	MP1B	Mx	-.193	6
61	MP2A	X	-185.325	.75
62	MP2A	Z	106.997	.75
63	MP2A	Mx	.208	.75
64	MP2A	X	-185.325	6.75
65	MP2A	Z	106.997	6.75
66	MP2A	Mx	.208	6.75
67	MP2C	X	-185.325	.75
68	MP2C	Z	106.997	.75
69	MP2C	Mx	.024	.75
70	MP2C	X	-185.325	6.75
71	MP2C	Z	106.997	6.75
72	MP2C	Mx	.024	6.75
73	MP1C	X	-59.148	2.92
74	MP1C	Z	34.149	2.92

Member Point Loads (BLC 11 : Antenna Wo (240 Deg)) (Continued)

	Member Label	Direction	Magnitude[lb,k-ft]	Location[ft,%]
75	MP1C	Mx	-.029	2.92
76	MP1C	X	-59.148	4.92
77	MP1C	Z	34.149	4.92
78	MP1C	Mx	-.029	4.92
79	MP2B	X	-50.799	2.75
80	MP2B	Z	29.329	2.75
81	MP2B	Mx	-.03	2.75
82	MP2B	X	-50.799	4.75
83	MP2B	Z	29.329	4.75
84	MP2B	Mx	-.03	4.75
85	MP3A	X	-59.148	2.92
86	MP3A	Z	34.149	2.92
87	MP3A	Mx	.029	2.92
88	MP3A	X	-59.148	4.92
89	MP3A	Z	34.149	4.92
90	MP3A	Mx	.029	4.92
91	RRU_B2	X	-47.24	.25
92	RRU_B2	Z	27.274	.25
93	RRU_B2	Mx	0	.25
94	RRU_C2	X	-47.24	.25
95	RRU_C2	Z	27.274	.25
96	RRU_C2	Mx	0	.25
97	RRU_B1	X	-41.251	.25
98	RRU_B1	Z	23.816	.25
99	RRU_B1	Mx	0	.25
100	RRU_C1	X	-41.251	.25
101	RRU_C1	Z	23.816	.25
102	RRU_C1	Mx	0	.25
103	MP1A	X	-112.922	1.25
104	MP1A	Z	65.196	1.25
105	MP1A	Mx	.043	1.25
106	MP1A	X	-112.922	5.25
107	MP1A	Z	65.196	5.25
108	MP1A	Mx	.043	5.25
109	MP3C	X	-120.552	1.25
110	MP3C	Z	69.601	1.25
111	MP3C	Mx	.032	1.25
112	MP3C	X	-120.552	5.25
113	MP3C	Z	69.601	5.25
114	MP3C	Mx	.032	5.25
115	MP2A	X	-10.857	4
116	MP2A	Z	6.268	4
117	MP2A	Mx	-.003	4
118	MP2B	X	-10.191	4
119	MP2B	Z	5.884	4
120	MP2B	Mx	.004	4
121	MP2C	X	-10.857	4
122	MP2C	Z	6.268	4
123	MP2C	Mx	.003	4
124	RRU_A2	X	-47.24	.25
125	RRU_A2	Z	27.274	.25
126	RRU_A2	Mx	0	.25

Member Point Loads (BLC 11 : Antenna Wo (240 Deg)) (Continued)

	Member Label	Direction	Magnitude[lb,k-ft]	Location[ft,%]
127	RRU_A1	X	-41.251	.25
128	RRU_A1	Z	23.816	.25
129	RRU_A1	Mx	0	.25
130	MP2A	X	-26.692	1
131	MP2A	Z	15.41	1
132	MP2A	Mx	-.013	1
133	MP2B	X	-23.779	1
134	MP2B	Z	13.729	1
135	MP2B	Mx	.014	1
136	MP2C	X	-26.692	1
137	MP2C	Z	15.41	1
138	MP2C	Mx	.013	1

Member Point Loads (BLC 12 : Antenna Wo (270 Deg))

	Member Label	Direction	Magnitude[lb,k-ft]	Location[ft,%]
1	ATT_6	X	-25.482	.17
2	ATT_6	Z	0	.17
3	ATT_6	Mx	0	.17
4	ATT)3	X	-25.482	.17
5	ATT)3	Z	0	.17
6	ATT)3	Mx	0	.17
7	ATT_7	X	-25.482	.17
8	ATT_7	Z	0	.17
9	ATT_7	Mx	0	.17
10	ATT_4	X	-14.74	.17
11	ATT_4	Z	0	.17
12	ATT_4	Mx	0	.17
13	ATT_1	X	-14.74	.17
14	ATT_1	Z	0	.17
15	ATT_1	Mx	0	.17
16	ATT_8	X	-14.74	.17
17	ATT_8	Z	0	.17
18	ATT_8	Mx	0	.17
19	ATT_9	X	-25.482	.17
20	ATT_9	Z	0	.17
21	ATT_9	Mx	0	.17
22	ATT_11	X	-25.482	.17
23	ATT_11	Z	0	.17
24	ATT_11	Mx	0	.17
25	ATT_10	X	-14.74	.17
26	ATT_10	Z	0	.17
27	ATT_10	Mx	0	.17
28	ATT_12	X	-14.74	.17
29	ATT_12	Z	0	.17
30	ATT_12	Mx	0	.17
31	MP1B	X	-238.831	1.5
32	MP1B	Z	0	1.5
33	MP1B	Mx	.105	1.5
34	MP1B	X	-238.831	6
35	MP1B	Z	0	6
36	MP1B	Mx	.105	6

Member Point Loads (BLC 12 : Antenna Wo (270 Deg)) (Continued)

	Member Label	Direction	Magnitude[lb,k-ft]	Location[ft,%]
37	MP2C	X	-174.41	.75
38	MP2C	Z	0	.75
39	MP2C	Mx	-.152	.75
40	MP2C	X	-174.41	6.75
41	MP2C	Z	0	6.75
42	MP2C	Mx	-.152	6.75
43	MP2A	X	-174.41	.75
44	MP2A	Z	0	.75
45	MP2A	Mx	.068	.75
46	MP2A	X	-174.41	6.75
47	MP2A	Z	0	6.75
48	MP2A	Mx	.068	6.75
49	MP3B	X	-108.083	.25
50	MP3B	Z	0	.25
51	MP3B	Mx	-.055	.25
52	MP3B	X	-108.083	4.58
53	MP3B	Z	0	4.58
54	MP3B	Mx	-.055	4.58
55	MP1B	X	-238.713	1.5
56	MP1B	Z	0	1.5
57	MP1B	Mx	-.213	1.5
58	MP1B	X	-238.713	6
59	MP1B	Z	0	6
60	MP1B	Mx	-.213	6
61	MP2A	X	-174.786	.75
62	MP2A	Z	0	.75
63	MP2A	Mx	.152	.75
64	MP2A	X	-174.786	6.75
65	MP2A	Z	0	6.75
66	MP2A	Mx	.152	6.75
67	MP2C	X	-174.786	.75
68	MP2C	Z	0	.75
69	MP2C	Mx	-.067	.75
70	MP2C	X	-174.786	6.75
71	MP2C	Z	0	6.75
72	MP2C	Mx	-.067	6.75
73	MP1C	X	-42.213	2.92
74	MP1C	Z	0	2.92
75	MP1C	Mx	-.026	2.92
76	MP1C	X	-42.213	4.92
77	MP1C	Z	0	4.92
78	MP1C	Mx	-.026	4.92
79	MP2B	X	-84.742	2.75
80	MP2B	Z	0	2.75
81	MP2B	Mx	-.019	2.75
82	MP2B	X	-84.742	4.75
83	MP2B	Z	0	4.75
84	MP2B	Mx	-.019	4.75
85	MP3A	X	-42.213	2.92
86	MP3A	Z	0	2.92
87	MP3A	Mx	.026	2.92
88	MP3A	X	-42.213	4.92

Member Point Loads (BLC 12 : Antenna Wo (270 Deg)) (Continued)

	Member Label	Direction	Magnitude[lb,k-ft]	Location[ft,%]
89	MP3A	Z	0	4.92
90	MP3A	Mx	.026	4.92
91	RRU_B2	X	-48.53	.25
92	RRU_B2	Z	0	.25
93	RRU_B2	Mx	0	.25
94	RRU_C2	X	-48.53	.25
95	RRU_C2	Z	0	.25
96	RRU_C2	Mx	0	.25
97	RRU_B1	X	-39.309	.25
98	RRU_B1	Z	0	.25
99	RRU_B1	Mx	0	.25
100	RRU_C1	X	-39.309	.25
101	RRU_C1	Z	0	.25
102	RRU_C1	Mx	0	.25
103	MP1A	X	-97.275	1.25
104	MP1A	Z	0	1.25
105	MP1A	Mx	.056	1.25
106	MP1A	X	-97.275	5.25
107	MP1A	Z	0	5.25
108	MP1A	Mx	.056	5.25
109	MP3C	X	-144.952	1.25
110	MP3C	Z	0	1.25
111	MP3C	Mx	-.017	1.25
112	MP3C	X	-144.952	5.25
113	MP3C	Z	0	5.25
114	MP3C	Mx	-.017	5.25
115	MP2A	X	-10.457	4
116	MP2A	Z	0	4
117	MP2A	Mx	-.004	4
118	MP2B	X	-13.847	4
119	MP2B	Z	0	4
120	MP2B	Mx	.002	4
121	MP2C	X	-10.457	4
122	MP2C	Z	0	4
123	MP2C	Mx	.004	4
124	RRU_A2	X	-48.53	.25
125	RRU_A2	Z	0	.25
126	RRU_A2	Mx	0	.25
127	RRU_A1	X	-39.309	.25
128	RRU_A1	Z	0	.25
129	RRU_A1	Mx	0	.25
130	MP2A	X	-21.72	1
131	MP2A	Z	0	1
132	MP2A	Mx	-.014	1
133	MP2B	X	-36.558	1
134	MP2B	Z	0	1
135	MP2B	Mx	.008	1
136	MP2C	X	-21.72	1
137	MP2C	Z	0	1
138	MP2C	Mx	.014	1

Member Point Loads (BLC 13 : Antenna Wo (300 Deg))

	Member Label	Direction	Magnitude[lb,k-ft]	Location[ft,%]
1	ATT_6	X	-30.421	.17
2	ATT_6	Z	-17.563	.17
3	ATT_6	Mx	0	.17
4	ATT)3	X	-30.421	.17
5	ATT)3	Z	-17.563	.17
6	ATT)3	Mx	0	.17
7	ATT_7	X	-30.421	.17
8	ATT_7	Z	-17.563	.17
9	ATT_7	Mx	0	.17
10	ATT_4	X	-25.208	.17
11	ATT_4	Z	-14.554	.17
12	ATT_4	Mx	0	.17
13	ATT_1	X	-25.208	.17
14	ATT_1	Z	-14.554	.17
15	ATT_1	Mx	0	.17
16	ATT_8	X	-25.208	.17
17	ATT_8	Z	-14.554	.17
18	ATT_8	Mx	0	.17
19	ATT_9	X	-30.421	.17
20	ATT_9	Z	-17.563	.17
21	ATT_9	Mx	0	.17
22	ATT_11	X	-30.421	.17
23	ATT_11	Z	-17.563	.17
24	ATT_11	Mx	0	.17
25	ATT_10	X	-25.208	.17
26	ATT_10	Z	-14.554	.17
27	ATT_10	Mx	0	.17
28	ATT_12	X	-25.208	.17
29	ATT_12	Z	-14.554	.17
30	ATT_12	Mx	0	.17
31	MP1B	X	-213.157	1.5
32	MP1B	Z	-123.066	1.5
33	MP1B	Mx	.2	1.5
34	MP1B	X	-213.157	6
35	MP1B	Z	-123.066	6
36	MP1B	Mx	.2	6
37	MP2C	X	-144.72	.75
38	MP2C	Z	-83.554	.75
39	MP2C	Mx	-.089	.75
40	MP2C	X	-144.72	6.75
41	MP2C	Z	-83.554	6.75
42	MP2C	Mx	-.089	6.75
43	MP2A	X	-144.72	.75
44	MP2A	Z	-83.554	.75
45	MP2A	Mx	.13	.75
46	MP2A	X	-144.72	6.75
47	MP2A	Z	-83.554	6.75
48	MP2A	Mx	.13	6.75
49	MP3B	X	-120.552	.25
50	MP3B	Z	-69.601	.25
51	MP3B	Mx	-.032	.25
52	MP3B	X	-120.552	4.58

Member Point Loads (BLC 13 : Antenna Wo (300 Deg)) (Continued)

	Member Label	Direction	Magnitude[lb,k-ft]	Location[ft,%]
53	MP3B	Z	-69.601	4.58
54	MP3B	Mx	-.032	4.58
55	MP1B	X	-213.006	1.5
56	MP1B	Z	-122.979	1.5
57	MP1B	Mx	-.143	1.5
58	MP1B	X	-213.006	6
59	MP1B	Z	-122.979	6
60	MP1B	Mx	-.143	6
61	MP2A	X	-145.094	.75
62	MP2A	Z	-83.77	.75
63	MP2A	Mx	.089	.75
64	MP2A	X	-145.094	6.75
65	MP2A	Z	-83.77	6.75
66	MP2A	Mx	.089	6.75
67	MP2C	X	-145.094	.75
68	MP2C	Z	-83.77	.75
69	MP2C	Mx	-.131	.75
70	MP2C	X	-145.094	6.75
71	MP2C	Z	-83.77	6.75
72	MP2C	Mx	-.131	6.75
73	MP1C	X	-32.383	2.92
74	MP1C	Z	-18.697	2.92
75	MP1C	Mx	-.025	2.92
76	MP1C	X	-32.383	4.92
77	MP1C	Z	-18.697	4.92
78	MP1C	Mx	-.025	4.92
79	MP2B	X	-77.564	2.75
80	MP2B	Z	-44.781	2.75
81	MP2B	Mx	.01	2.75
82	MP2B	X	-77.564	4.75
83	MP2B	Z	-44.781	4.75
84	MP2B	Mx	.01	4.75
85	MP3A	X	-32.383	2.92
86	MP3A	Z	-18.697	2.92
87	MP3A	Mx	.025	2.92
88	MP3A	X	-32.383	4.92
89	MP3A	Z	-18.697	4.92
90	MP3A	Mx	.025	4.92
91	RRU_B2	X	-47.24	.25
92	RRU_B2	Z	-27.274	.25
93	RRU_B2	Mx	0	.25
94	RRU_C2	X	-47.24	.25
95	RRU_C2	Z	-27.274	.25
96	RRU_C2	Mx	0	.25
97	RRU_B1	X	-41.251	.25
98	RRU_B1	Z	-23.816	.25
99	RRU_B1	Mx	0	.25
100	RRU_C1	X	-41.251	.25
101	RRU_C1	Z	-23.816	.25
102	RRU_C1	Mx	0	.25
103	MP1A	X	-69.903	1.25
104	MP1A	Z	-40.359	1.25

Member Point Loads (BLC 13 : Antenna Wo (300 Deg)) (Continued)

	Member Label	Direction	Magnitude[lb,k-ft]	Location[ft,%]
105	MP1A	Mx	.054	1.25
106	MP1A	X	-69.903	5.25
107	MP1A	Z	-40.359	5.25
108	MP1A	Mx	.054	5.25
109	MP3C	X	-103.563	1.25
110	MP3C	Z	-59.792	1.25
111	MP3C	Mx	-.051	1.25
112	MP3C	X	-103.563	5.25
113	MP3C	Z	-59.792	5.25
114	MP3C	Mx	-.051	5.25
115	MP2A	X	-8.723	4
116	MP2A	Z	-5.036	4
117	MP2A	Mx	-.004	4
118	MP2B	X	-12.325	4
119	MP2B	Z	-7.116	4
120	MP2B	Mx	-.001	4
121	MP2C	X	-8.723	4
122	MP2C	Z	-5.036	4
123	MP2C	Mx	.004	4
124	RRU_A2	X	-47.24	.25
125	RRU_A2	Z	-27.274	.25
126	RRU_A2	Mx	0	.25
127	RRU_A1	X	-41.251	.25
128	RRU_A1	Z	-23.816	.25
129	RRU_A1	Mx	0	.25
130	MP2A	X	-17.354	1
131	MP2A	Z	-10.019	1
132	MP2A	Mx	-.013	1
133	MP2B	X	-33.117	1
134	MP2B	Z	-19.12	1
135	MP2B	Mx	-.004	1
136	MP2C	X	-17.354	1
137	MP2C	Z	-10.019	1
138	MP2C	Mx	.013	1

Member Point Loads (BLC 14 : Antenna Wo (330 Deg))

	Member Label	Direction	Magnitude[lb,k-ft]	Location[ft,%]
1	ATT_6	X	-27.208	.17
2	ATT_6	Z	-47.125	.17
3	ATT_6	Mx	0	.17
4	ATT)3	X	-27.208	.17
5	ATT)3	Z	-47.125	.17
6	ATT)3	Mx	0	.17
7	ATT_7	X	-27.208	.17
8	ATT_7	Z	-47.125	.17
9	ATT_7	Mx	0	.17
10	ATT_4	X	-28.922	.17
11	ATT_4	Z	-50.095	.17
12	ATT_4	Mx	0	.17
13	ATT_1	X	-28.922	.17
14	ATT_1	Z	-50.095	.17

Member Point Loads (BLC 14 : Antenna Wo (330 Deg)) (Continued)

	Member Label	Direction	Magnitude[lb,k-ft]	Location[ft,%]
15	ATT_1	Mx	0	.17
16	ATT_8	X	-28.922	.17
17	ATT_8	Z	-50.095	.17
18	ATT_8	Mx	0	.17
19	ATT_9	X	-27.208	.17
20	ATT_9	Z	-47.125	.17
21	ATT_9	Mx	0	.17
22	ATT_11	X	-27.208	.17
23	ATT_11	Z	-47.125	.17
24	ATT_11	Mx	0	.17
25	ATT_10	X	-28.922	.17
26	ATT_10	Z	-50.095	.17
27	ATT_10	Mx	0	.17
28	ATT_12	X	-28.922	.17
29	ATT_12	Z	-50.095	.17
30	ATT_12	Mx	0	.17
31	MP1B	X	-106.961	1.5
32	MP1B	Z	-185.262	1.5
33	MP1B	Mx	.208	1.5
34	MP1B	X	-106.961	6
35	MP1B	Z	-185.262	6
36	MP1B	Mx	.208	6
37	MP2C	X	-99.66	.75
38	MP2C	Z	-172.616	.75
39	MP2C	Mx	-.011	.75
40	MP2C	X	-99.66	6.75
41	MP2C	Z	-172.616	6.75
42	MP2C	Mx	-.011	6.75
43	MP2A	X	-99.66	.75
44	MP2A	Z	-172.616	.75
45	MP2A	Mx	.19	.75
46	MP2A	X	-99.66	6.75
47	MP2A	Z	-172.616	6.75
48	MP2A	Mx	.19	6.75
49	MP3B	X	-72.476	.25
50	MP3B	Z	-125.532	.25
51	MP3B	Mx	.017	.25
52	MP3B	X	-72.476	4.58
53	MP3B	Z	-125.532	4.58
54	MP3B	Mx	.017	4.58
55	MP1B	X	-106.997	1.5
56	MP1B	Z	-185.325	1.5
57	MP1B	Mx	-.024	1.5
58	MP1B	X	-106.997	6
59	MP1B	Z	-185.325	6
60	MP1B	Mx	-.024	6
61	MP2A	X	-99.752	.75
62	MP2A	Z	-172.775	.75
63	MP2A	Mx	.011	.75
64	MP2A	X	-99.752	6.75
65	MP2A	Z	-172.775	6.75
66	MP2A	Mx	.011	6.75

Member Point Loads (BLC 14 : Antenna Wo (330 Deg)) (Continued)

	Member Label	Direction	Magnitude[lb,k-ft]	Location[ft,%]
67	MP2C	X	-99.752	.75
68	MP2C	Z	-172.775	.75
69	MP2C	Mx	-.193	.75
70	MP2C	X	-99.752	6.75
71	MP2C	Z	-172.775	6.75
72	MP2C	Mx	-.193	6.75
73	MP1C	X	-29.329	2.92
74	MP1C	Z	-50.799	2.92
75	MP1C	Mx	-.03	2.92
76	MP1C	X	-29.329	4.92
77	MP1C	Z	-50.799	4.92
78	MP1C	Mx	-.03	4.92
79	MP2B	X	-34.149	2.75
80	MP2B	Z	-59.148	2.75
81	MP2B	Mx	.029	2.75
82	MP2B	X	-34.149	4.75
83	MP2B	Z	-59.148	4.75
84	MP2B	Mx	.029	4.75
85	MP3A	X	-29.329	2.92
86	MP3A	Z	-50.799	2.92
87	MP3A	Mx	.03	2.92
88	MP3A	X	-29.329	4.92
89	MP3A	Z	-50.799	4.92
90	MP3A	Mx	.03	4.92
91	RRU_B2	X	-33.292	.25
92	RRU_B2	Z	-57.663	.25
93	RRU_B2	Mx	0	.25
94	RRU_C2	X	-33.292	.25
95	RRU_C2	Z	-57.663	.25
96	RRU_C2	Mx	0	.25
97	RRU_B1	X	-32.139	.25
98	RRU_B1	Z	-55.667	.25
99	RRU_B1	Mx	0	.25
100	RRU_C1	X	-32.139	.25
101	RRU_C1	Z	-55.667	.25
102	RRU_C1	Mx	0	.25
103	MP1A	X	-48.638	1.25
104	MP1A	Z	-84.243	1.25
105	MP1A	Mx	.056	1.25
106	MP1A	X	-48.638	5.25
107	MP1A	Z	-84.243	5.25
108	MP1A	Mx	.056	5.25
109	MP3C	X	-44.233	1.25
110	MP3C	Z	-76.613	1.25
111	MP3C	Mx	-.055	1.25
112	MP3C	X	-44.233	5.25
113	MP3C	Z	-76.613	5.25
114	MP3C	Mx	-.055	5.25
115	MP2A	X	-5.884	4
116	MP2A	Z	-10.191	4
117	MP2A	Mx	-.004	4
118	MP2B	X	-6.268	4

Member Point Loads (BLC 14 : Antenna Wo (330 Deg)) (Continued)

	Member Label	Direction	Magnitude[lb,k-ft]	Location[ft,%]
119	MP2B	Z	-10.857	4
120	MP2B	Mx	-.003	4
121	MP2C	X	-5.884	4
122	MP2C	Z	-10.191	4
123	MP2C	Mx	.004	4
124	RRU_A2	X	-33.292	.25
125	RRU_A2	Z	-57.663	.25
126	RRU_A2	Mx	0	.25
127	RRU_A1	X	-32.139	.25
128	RRU_A1	Z	-55.667	.25
129	RRU_A1	Mx	0	.25
130	MP2A	X	-13.729	1
131	MP2A	Z	-23.779	1
132	MP2A	Mx	-.014	1
133	MP2B	X	-15.41	1
134	MP2B	Z	-26.692	1
135	MP2B	Mx	-.013	1
136	MP2C	X	-13.729	1
137	MP2C	Z	-23.779	1
138	MP2C	Mx	.014	1

Member Point Loads (BLC 15 : Antenna Wi (0 Deg))

	Member Label	Direction	Magnitude[lb,k-ft]	Location[ft,%]
1	ATT_6	X	0	.17
2	ATT_6	Z	-14.261	.17
3	ATT_6	Mx	0	.17
4	ATT)3	X	0	.17
5	ATT)3	Z	-14.261	.17
6	ATT)3	Mx	0	.17
7	ATT_7	X	0	.17
8	ATT_7	Z	-14.261	.17
9	ATT_7	Mx	0	.17
10	ATT_4	X	0	.17
11	ATT_4	Z	-13.665	.17
12	ATT_4	Mx	0	.17
13	ATT_1	X	0	.17
14	ATT_1	Z	-13.665	.17
15	ATT_1	Mx	0	.17
16	ATT_8	X	0	.17
17	ATT_8	Z	-13.665	.17
18	ATT_8	Mx	0	.17
19	ATT_9	X	0	.17
20	ATT_9	Z	-14.261	.17
21	ATT_9	Mx	0	.17
22	ATT_11	X	0	.17
23	ATT_11	Z	-14.261	.17
24	ATT_11	Mx	0	.17
25	ATT_10	X	0	.17
26	ATT_10	Z	-13.665	.17
27	ATT_10	Mx	0	.17
28	ATT_12	X	0	.17

Member Point Loads (BLC 15 : Antenna Wi (0 Deg)) (Continued)

	Member Label	Direction	Magnitude[lb,k-ft]	Location[ft,%]
29	ATT_12	Z	-13.665	.17
30	ATT_12	Mx	0	.17
31	MP1B	X	0	1.5
32	MP1B	Z	-35.129	1.5
33	MP1B	Mx	.031	1.5
34	MP1B	X	0	6
35	MP1B	Z	-35.129	6
36	MP1B	Mx	.031	6
37	MP2C	X	0	.75
38	MP2C	Z	-46.778	.75
39	MP2C	Mx	.02	.75
40	MP2C	X	0	6.75
41	MP2C	Z	-46.778	6.75
42	MP2C	Mx	.02	6.75
43	MP2A	X	0	.75
44	MP2A	Z	-46.778	.75
45	MP2A	Mx	.041	.75
46	MP2A	X	0	6.75
47	MP2A	Z	-46.778	6.75
48	MP2A	Mx	.041	6.75
49	MP3B	X	0	.25
50	MP3B	Z	-24.393	.25
51	MP3B	Mx	.01	.25
52	MP3B	X	0	4.58
53	MP3B	Z	-24.393	4.58
54	MP3B	Mx	.01	4.58
55	MP1B	X	0	1.5
56	MP1B	Z	-35.221	1.5
57	MP1B	Mx	.014	1.5
58	MP1B	X	0	6
59	MP1B	Z	-35.221	6
60	MP1B	Mx	.014	6
61	MP2A	X	0	.75
62	MP2A	Z	-46.89	.75
63	MP2A	Mx	-.021	.75
64	MP2A	X	0	6.75
65	MP2A	Z	-46.89	6.75
66	MP2A	Mx	-.021	6.75
67	MP2C	X	0	.75
68	MP2C	Z	-46.89	.75
69	MP2C	Mx	-.042	.75
70	MP2C	X	0	6.75
71	MP2C	Z	-46.89	6.75
72	MP2C	Mx	-.042	6.75
73	MP1C	X	0	2.92
74	MP1C	Z	-17.394	2.92
75	MP1C	Mx	-.004	2.92
76	MP1C	X	0	4.92
77	MP1C	Z	-17.394	4.92
78	MP1C	Mx	-.004	4.92
79	MP2B	X	0	2.75
80	MP2B	Z	-9.229	2.75

Member Point Loads (BLC 15 : Antenna Wi (0 Deg)) (Continued)

	Member Label	Direction	Magnitude[lb,k-ft]	Location[ft,%]
81	MP2B	Mx	.006	2.75
82	MP2B	X	0	4.75
83	MP2B	Z	-9.229	4.75
84	MP2B	Mx	.006	4.75
85	MP3A	X	0	2.92
86	MP3A	Z	-17.394	2.92
87	MP3A	Mx	.004	2.92
88	MP3A	X	0	4.92
89	MP3A	Z	-17.394	4.92
90	MP3A	Mx	.004	4.92
91	RRU_B2	X	0	.25
92	RRU_B2	Z	-15.765	.25
93	RRU_B2	Mx	0	.25
94	RRU_C2	X	0	.25
95	RRU_C2	Z	-15.765	.25
96	RRU_C2	Mx	0	.25
97	RRU_B1	X	0	.25
98	RRU_B1	Z	-15.765	.25
99	RRU_B1	Mx	0	.25
100	RRU_C1	X	0	.25
101	RRU_C1	Z	-15.765	.25
102	RRU_C1	Mx	0	.25
103	MP1A	X	0	1.25
104	MP1A	Z	-26.369	1.25
105	MP1A	Mx	.009	1.25
106	MP1A	X	0	5.25
107	MP1A	Z	-26.369	5.25
108	MP1A	Mx	.009	5.25
109	MP3C	X	0	1.25
110	MP3C	Z	-17.652	1.25
111	MP3C	Mx	-.012	1.25
112	MP3C	X	0	5.25
113	MP3C	Z	-17.652	5.25
114	MP3C	Mx	-.012	5.25
115	MP2A	X	0	4
116	MP2A	Z	-3.761	4
117	MP2A	Mx	-.000536	4
118	MP2B	X	0	4
119	MP2B	Z	-3.03	4
120	MP2B	Mx	-.001	4
121	MP2C	X	0	4
122	MP2C	Z	-3.761	4
123	MP2C	Mx	.000536	4
124	RRU_A2	X	0	.25
125	RRU_A2	Z	-15.765	.25
126	RRU_A2	Mx	0	.25
127	RRU_A1	X	0	.25
128	RRU_A1	Z	-15.765	.25
129	RRU_A1	Mx	0	.25
130	MP2A	X	0	1
131	MP2A	Z	-8.557	1
132	MP2A	Mx	-.002	1

Member Point Loads (BLC 15 : Antenna Wi (0 Deg)) (Continued)

	Member Label	Direction	Magnitude[lb,k-ft]	Location[ft,%]
133	MP2B	X	0	1
134	MP2B	Z	-5.556	1
135	MP2B	Mx	-.003	1
136	MP2C	X	0	1
137	MP2C	Z	-8.557	1
138	MP2C	Mx	.002	1

Member Point Loads (BLC 16 : Antenna Wi (30 Deg))

	Member Label	Direction	Magnitude[lb,k-ft]	Location[ft,%]
1	ATT_6	X	6.168	.17
2	ATT_6	Z	-10.683	.17
3	ATT_6	Mx	0	.17
4	ATT)3	X	6.168	.17
5	ATT)3	Z	-10.683	.17
6	ATT)3	Mx	0	.17
7	ATT_7	X	6.168	.17
8	ATT_7	Z	-10.683	.17
9	ATT_7	Mx	0	.17
10	ATT_4	X	5.636	.17
11	ATT_4	Z	-9.762	.17
12	ATT_4	Mx	0	.17
13	ATT_1	X	5.636	.17
14	ATT_1	Z	-9.762	.17
15	ATT_1	Mx	0	.17
16	ATT_8	X	5.636	.17
17	ATT_8	Z	-9.762	.17
18	ATT_8	Mx	0	.17
19	ATT_9	X	6.168	.17
20	ATT_9	Z	-10.683	.17
21	ATT_9	Mx	0	.17
22	ATT_11	X	6.168	.17
23	ATT_11	Z	-10.683	.17
24	ATT_11	Mx	0	.17
25	ATT_10	X	5.636	.17
26	ATT_10	Z	-9.762	.17
27	ATT_10	Mx	0	.17
28	ATT_12	X	5.636	.17
29	ATT_12	Z	-9.762	.17
30	ATT_12	Mx	0	.17
31	MP1B	X	16.905	1.5
32	MP1B	Z	-29.28	1.5
33	MP1B	Mx	.018	1.5
34	MP1B	X	16.905	6
35	MP1B	Z	-29.28	6
36	MP1B	Mx	.018	6
37	MP2C	X	24.049	.75
38	MP2C	Z	-41.655	.75
39	MP2C	Mx	.039	.75
40	MP2C	X	24.049	6.75
41	MP2C	Z	-41.655	6.75
42	MP2C	Mx	.039	6.75

Member Point Loads (BLC 16 : Antenna Wi (30 Deg)) (Continued)

	Member Label	Direction	Magnitude[lb,k-ft]	Location[ft,%]
43	MP2A	X	24.049	.75
44	MP2A	Z	-41.655	.75
45	MP2A	Mx	.027	.75
46	MP2A	X	24.049	6.75
47	MP2A	Z	-41.655	6.75
48	MP2A	Mx	.027	6.75
49	MP3B	X	9.352	.25
50	MP3B	Z	-16.197	.25
51	MP3B	Mx	.012	.25
52	MP3B	X	9.352	4.58
53	MP3B	Z	-16.197	4.58
54	MP3B	Mx	.012	4.58
55	MP1B	X	16.949	1.5
56	MP1B	Z	-29.357	1.5
57	MP1B	Mx	.026	1.5
58	MP1B	X	16.949	6
59	MP1B	Z	-29.357	6
60	MP1B	Mx	.026	6
61	MP2A	X	24.106	.75
62	MP2A	Z	-41.753	.75
63	MP2A	Mx	-.039	.75
64	MP2A	X	24.106	6.75
65	MP2A	Z	-41.753	6.75
66	MP2A	Mx	-.039	6.75
67	MP2C	X	24.106	.75
68	MP2C	Z	-41.753	.75
69	MP2C	Mx	-.028	.75
70	MP2C	X	24.106	6.75
71	MP2C	Z	-41.753	6.75
72	MP2C	Mx	-.028	6.75
73	MP1C	X	9.16	2.92
74	MP1C	Z	-15.865	2.92
75	MP1C	Mx	.002	2.92
76	MP1C	X	9.16	4.92
77	MP1C	Z	-15.865	4.92
78	MP1C	Mx	.002	4.92
79	MP2B	X	4.152	2.75
80	MP2B	Z	-7.191	2.75
81	MP2B	Mx	.005	2.75
82	MP2B	X	4.152	4.75
83	MP2B	Z	-7.191	4.75
84	MP2B	Mx	.005	4.75
85	MP3A	X	9.16	2.92
86	MP3A	Z	-15.865	2.92
87	MP3A	Mx	-.002	2.92
88	MP3A	X	9.16	4.92
89	MP3A	Z	-15.865	4.92
90	MP3A	Mx	-.002	4.92
91	RRU_B2	X	7.286	.25
92	RRU_B2	Z	-12.619	.25
93	RRU_B2	Mx	0	.25
94	RRU_C2	X	7.286	.25

Member Point Loads (BLC 16 : Antenna Wi (30 Deg)) (Continued)

	Member Label	Direction	Magnitude[lb,k-ft]	Location[ft,%]
95	RRU_C2	Z	-12.619	.25
96	RRU_C2	Mx	0	.25
97	RRU_B1	X	7.059	.25
98	RRU_B1	Z	-12.227	.25
99	RRU_B1	Mx	0	.25
100	RRU_C1	X	7.059	.25
101	RRU_C1	Z	-12.227	.25
102	RRU_C1	Mx	0	.25
103	MP1A	X	14.698	1.25
104	MP1A	Z	-25.458	1.25
105	MP1A	Mx	0	1.25
106	MP1A	X	14.698	5.25
107	MP1A	Z	-25.458	5.25
108	MP1A	Mx	0	5.25
109	MP3C	X	11.145	1.25
110	MP3C	Z	-19.304	1.25
111	MP3C	Mx	-.011	1.25
112	MP3C	X	11.145	5.25
113	MP3C	Z	-19.304	5.25
114	MP3C	Mx	-.011	5.25
115	MP2A	X	1.922	4
116	MP2A	Z	-3.329	4
117	MP2A	Mx	.000278	4
118	MP2B	X	1.473	4
119	MP2B	Z	-2.552	4
120	MP2B	Mx	-.001	4
121	MP2C	X	1.922	4
122	MP2C	Z	-3.329	4
123	MP2C	Mx	-.000278	4
124	RRU_A2	X	7.286	.25
125	RRU_A2	Z	-12.619	.25
126	RRU_A2	Mx	0	.25
127	RRU_A1	X	7.059	.25
128	RRU_A1	Z	-12.227	.25
129	RRU_A1	Mx	0	.25
130	MP2A	X	4.449	1
131	MP2A	Z	-7.705	1
132	MP2A	Mx	.001	1
133	MP2B	X	2.608	1
134	MP2B	Z	-4.517	1
135	MP2B	Mx	-.003	1
136	MP2C	X	4.449	1
137	MP2C	Z	-7.705	1
138	MP2C	Mx	-.001	1

Member Point Loads (BLC 17 : Antenna Wi (60 Deg))

	Member Label	Direction	Magnitude[lb,k-ft]	Location[ft,%]
1	ATT_6	X	7.349	.17
2	ATT_6	Z	-4.243	.17
3	ATT_6	Mx	0	.17
4	ATT)3	X	7.349	.17

Member Point Loads (BLC 17 : Antenna Wi (60 Deg)) (Continued)

	Member Label	Direction	Magnitude[lb,k-ft]	Location[ft,%]
5	ATT)3	Z	-4.243	.17
6	ATT)3	Mx	0	.17
7	ATT_7	X	7.349	.17
8	ATT_7	Z	-4.243	.17
9	ATT_7	Mx	0	.17
10	ATT_4	X	5.616	.17
11	ATT_4	Z	-3.243	.17
12	ATT_4	Mx	0	.17
13	ATT_1	X	5.616	.17
14	ATT_1	Z	-3.243	.17
15	ATT_1	Mx	0	.17
16	ATT_8	X	5.616	.17
17	ATT_8	Z	-3.243	.17
18	ATT_8	Mx	0	.17
19	ATT_9	X	7.349	.17
20	ATT_9	Z	-4.243	.17
21	ATT_9	Mx	0	.17
22	ATT_11	X	7.349	.17
23	ATT_11	Z	-4.243	.17
24	ATT_11	Mx	0	.17
25	ATT_10	X	5.616	.17
26	ATT_10	Z	-3.243	.17
27	ATT_10	Mx	0	.17
28	ATT_12	X	5.616	.17
29	ATT_12	Z	-3.243	.17
30	ATT_12	Mx	0	.17
31	MP1B	X	34.324	1.5
32	MP1B	Z	-19.817	1.5
33	MP1B	Mx	.002	1.5
34	MP1B	X	34.324	6
35	MP1B	Z	-19.817	6
36	MP1B	Mx	.002	6
37	MP2C	X	36.611	.75
38	MP2C	Z	-21.137	.75
39	MP2C	Mx	.041	.75
40	MP2C	X	36.611	6.75
41	MP2C	Z	-21.137	6.75
42	MP2C	Mx	.041	6.75
43	MP2A	X	36.611	.75
44	MP2A	Z	-21.137	.75
45	MP2A	Mx	.004	.75
46	MP2A	X	36.611	6.75
47	MP2A	Z	-21.137	6.75
48	MP2A	Mx	.004	6.75
49	MP3B	X	15.287	.25
50	MP3B	Z	-8.826	.25
51	MP3B	Mx	.012	.25
52	MP3B	X	15.287	4.58
53	MP3B	Z	-8.826	4.58
54	MP3B	Mx	.012	4.58
55	MP1B	X	34.41	1.5
56	MP1B	Z	-19.866	1.5

Member Point Loads (BLC 17 : Antenna Wi (60 Deg)) (Continued)

	Member Label	Direction	Magnitude[lb,k-ft]	Location[ft,%]
57	MP1B	Mx	.038	1.5
58	MP1B	X	34.41	6
59	MP1B	Z	-19.866	6
60	MP1B	Mx	.038	6
61	MP2A	X	36.7	.75
62	MP2A	Z	-21.189	.75
63	MP2A	Mx	-.041	.75
64	MP2A	X	36.7	6.75
65	MP2A	Z	-21.189	6.75
66	MP2A	Mx	-.041	6.75
67	MP2C	X	36.7	.75
68	MP2C	Z	-21.189	.75
69	MP2C	Mx	-.005	.75
70	MP2C	X	36.7	6.75
71	MP2C	Z	-21.189	6.75
72	MP2C	Mx	-.005	6.75
73	MP1C	X	12.33	2.92
74	MP1C	Z	-7.118	2.92
75	MP1C	Mx	.006	2.92
76	MP1C	X	12.33	4.92
77	MP1C	Z	-7.118	4.92
78	MP1C	Mx	.006	4.92
79	MP2B	X	10.727	2.75
80	MP2B	Z	-6.193	2.75
81	MP2B	Mx	.006	2.75
82	MP2B	X	10.727	4.75
83	MP2B	Z	-6.193	4.75
84	MP2B	Mx	.006	4.75
85	MP3A	X	12.33	2.92
86	MP3A	Z	-7.118	2.92
87	MP3A	Mx	-.006	2.92
88	MP3A	X	12.33	4.92
89	MP3A	Z	-7.118	4.92
90	MP3A	Mx	-.006	4.92
91	RRU_B2	X	10.553	.25
92	RRU_B2	Z	-6.093	.25
93	RRU_B2	Mx	0	.25
94	RRU_C2	X	10.553	.25
95	RRU_C2	Z	-6.093	.25
96	RRU_C2	Mx	0	.25
97	RRU_B1	X	9.375	.25
98	RRU_B1	Z	-5.413	.25
99	RRU_B1	Mx	0	.25
100	RRU_C1	X	9.375	.25
101	RRU_C1	Z	-5.413	.25
102	RRU_C1	Mx	0	.25
103	MP1A	X	22.836	1.25
104	MP1A	Z	-13.184	1.25
105	MP1A	Mx	-.009	1.25
106	MP1A	X	22.836	5.25
107	MP1A	Z	-13.184	5.25
108	MP1A	Mx	-.009	5.25

Member Point Loads (BLC 17 : Antenna Wi (60 Deg)) (Continued)

	Member Label	Direction	Magnitude[lb,k-ft]	Location[ft,%]
109	MP3C	X	24.231	1.25
110	MP3C	Z	-13.99	1.25
111	MP3C	Mx	-.006	1.25
112	MP3C	X	24.231	5.25
113	MP3C	Z	-13.99	5.25
114	MP3C	Mx	-.006	5.25
115	MP2A	X	3.012	4
116	MP2A	Z	-1.739	4
117	MP2A	Mx	.000931	4
118	MP2B	X	2.869	4
119	MP2B	Z	-1.656	4
120	MP2B	Mx	-.001	4
121	MP2C	X	3.012	4
122	MP2C	Z	-1.739	4
123	MP2C	Mx	-.000931	4
124	RRU_A2	X	10.553	.25
125	RRU_A2	Z	-6.093	.25
126	RRU_A2	Mx	0	.25
127	RRU_A1	X	9.375	.25
128	RRU_A1	Z	-5.413	.25
129	RRU_A1	Mx	0	.25
130	MP2A	X	6.406	1
131	MP2A	Z	-3.698	1
132	MP2A	Mx	.003	1
133	MP2B	X	5.817	1
134	MP2B	Z	-3.358	1
135	MP2B	Mx	-.003	1
136	MP2C	X	6.406	1
137	MP2C	Z	-3.698	1
138	MP2C	Mx	-.003	1

Member Point Loads (BLC 18 : Antenna Wi (90 Deg))

	Member Label	Direction	Magnitude[lb,k-ft]	Location[ft,%]
1	ATT_6	X	6.56	.17
2	ATT_6	Z	0	.17
3	ATT_6	Mx	0	.17
4	ATT)3	X	6.56	.17
5	ATT)3	Z	0	.17
6	ATT)3	Mx	0	.17
7	ATT_7	X	6.56	.17
8	ATT_7	Z	0	.17
9	ATT_7	Mx	0	.17
10	ATT_4	X	4.092	.17
11	ATT_4	Z	0	.17
12	ATT_4	Mx	0	.17
13	ATT_1	X	4.092	.17
14	ATT_1	Z	0	.17
15	ATT_1	Mx	0	.17
16	ATT_8	X	4.092	.17
17	ATT_8	Z	0	.17
18	ATT_8	Mx	0	.17

Member Point Loads (BLC 18 : Antenna Wi (90 Deg)) (Continued)

	Member Label	Direction	Magnitude[lb,k-ft]	Location[ft,%]
19	ATT_9	X	6.56	.17
20	ATT_9	Z	0	.17
21	ATT_9	Mx	0	.17
22	ATT_11	X	6.56	.17
23	ATT_11	Z	0	.17
24	ATT_11	Mx	0	.17
25	ATT_10	X	4.092	.17
26	ATT_10	Z	0	.17
27	ATT_10	Mx	0	.17
28	ATT_12	X	4.092	.17
29	ATT_12	Z	0	.17
30	ATT_12	Mx	0	.17
31	MP1B	X	46.778	1.5
32	MP1B	Z	0	1.5
33	MP1B	Mx	-.02	1.5
34	MP1B	X	46.778	6
35	MP1B	Z	0	6
36	MP1B	Mx	-.02	6
37	MP2C	X	35.129	.75
38	MP2C	Z	0	.75
39	MP2C	Mx	.031	.75
40	MP2C	X	35.129	6.75
41	MP2C	Z	0	6.75
42	MP2C	Mx	.031	6.75
43	MP2A	X	35.129	.75
44	MP2A	Z	0	.75
45	MP2A	Mx	-.014	.75
46	MP2A	X	35.129	6.75
47	MP2A	Z	0	6.75
48	MP2A	Mx	-.014	6.75
49	MP3B	X	22.29	.25
50	MP3B	Z	0	.25
51	MP3B	Mx	.011	.25
52	MP3B	X	22.29	4.58
53	MP3B	Z	0	4.58
54	MP3B	Mx	.011	4.58
55	MP1B	X	46.89	1.5
56	MP1B	Z	0	1.5
57	MP1B	Mx	.042	1.5
58	MP1B	X	46.89	6
59	MP1B	Z	0	6
60	MP1B	Mx	.042	6
61	MP2A	X	35.221	.75
62	MP2A	Z	0	.75
63	MP2A	Mx	-.031	.75
64	MP2A	X	35.221	6.75
65	MP2A	Z	0	6.75
66	MP2A	Mx	-.031	6.75
67	MP2C	X	35.221	.75
68	MP2C	Z	0	.75
69	MP2C	Mx	.014	.75
70	MP2C	X	35.221	6.75

Member Point Loads (BLC 18 : Antenna Wi (90 Deg)) (Continued)

	Member Label	Direction	Magnitude[lb,k-ft]	Location[ft,%]
71	MP2C	Z	0	6.75
72	MP2C	Mx	.014	6.75
73	MP1C	X	9.229	2.92
74	MP1C	Z	0	2.92
75	MP1C	Mx	.006	2.92
76	MP1C	X	9.229	4.92
77	MP1C	Z	0	4.92
78	MP1C	Mx	.006	4.92
79	MP2B	X	17.394	2.75
80	MP2B	Z	0	2.75
81	MP2B	Mx	.004	2.75
82	MP2B	X	17.394	4.75
83	MP2B	Z	0	4.75
84	MP2B	Mx	.004	4.75
85	MP3A	X	9.229	2.92
86	MP3A	Z	0	2.92
87	MP3A	Mx	-.006	2.92
88	MP3A	X	9.229	4.92
89	MP3A	Z	0	4.92
90	MP3A	Mx	-.006	4.92
91	RRU_B2	X	10.993	.25
92	RRU_B2	Z	0	.25
93	RRU_B2	Mx	0	.25
94	RRU_C2	X	10.993	.25
95	RRU_C2	Z	0	.25
96	RRU_C2	Mx	0	.25
97	RRU_B1	X	9.179	.25
98	RRU_B1	Z	0	.25
99	RRU_B1	Mx	0	.25
100	RRU_C1	X	9.179	.25
101	RRU_C1	Z	0	.25
102	RRU_C1	Mx	0	.25
103	MP1A	X	20.314	1.25
104	MP1A	Z	0	1.25
105	MP1A	Mx	-.012	1.25
106	MP1A	X	20.314	5.25
107	MP1A	Z	0	5.25
108	MP1A	Mx	-.012	5.25
109	MP3C	X	29.031	1.25
110	MP3C	Z	0	1.25
111	MP3C	Mx	.003	1.25
112	MP3C	X	29.031	5.25
113	MP3C	Z	0	5.25
114	MP3C	Mx	.003	5.25
115	MP2A	X	3.03	4
116	MP2A	Z	0	4
117	MP2A	Mx	.001	4
118	MP2B	X	3.761	4
119	MP2B	Z	0	4
120	MP2B	Mx	-.000536	4
121	MP2C	X	3.03	4
122	MP2C	Z	0	4

Member Point Loads (BLC 18 : Antenna Wi (90 Deg)) (Continued)

	Member Label	Direction	Magnitude[lb,k-ft]	Location[ft,%]
123	MP2C	Mx	-.001	4
124	RRU_A2	X	10.993	.25
125	RRU_A2	Z	0	.25
126	RRU_A2	Mx	0	.25
127	RRU_A1	X	9.179	.25
128	RRU_A1	Z	0	.25
129	RRU_A1	Mx	0	.25
130	MP2A	X	5.556	1
131	MP2A	Z	0	1
132	MP2A	Mx	.003	1
133	MP2B	X	8.557	1
134	MP2B	Z	0	1
135	MP2B	Mx	-.002	1
136	MP2C	X	5.556	1
137	MP2C	Z	0	1
138	MP2C	Mx	-.003	1

Member Point Loads (BLC 19 : Antenna Wi (120 Deg))

	Member Label	Direction	Magnitude[lb,k-ft]	Location[ft,%]
1	ATT_6	X	7.349	.17
2	ATT_6	Z	4.243	.17
3	ATT_6	Mx	0	.17
4	ATT)3	X	7.349	.17
5	ATT)3	Z	4.243	.17
6	ATT)3	Mx	0	.17
7	ATT_7	X	7.349	.17
8	ATT_7	Z	4.243	.17
9	ATT_7	Mx	0	.17
10	ATT_4	X	5.616	.17
11	ATT_4	Z	3.243	.17
12	ATT_4	Mx	0	.17
13	ATT_1	X	5.616	.17
14	ATT_1	Z	3.243	.17
15	ATT_1	Mx	0	.17
16	ATT_8	X	5.616	.17
17	ATT_8	Z	3.243	.17
18	ATT_8	Mx	0	.17
19	ATT_9	X	7.349	.17
20	ATT_9	Z	4.243	.17
21	ATT_9	Mx	0	.17
22	ATT_11	X	7.349	.17
23	ATT_11	Z	4.243	.17
24	ATT_11	Mx	0	.17
25	ATT_10	X	5.616	.17
26	ATT_10	Z	3.243	.17
27	ATT_10	Mx	0	.17
28	ATT_12	X	5.616	.17
29	ATT_12	Z	3.243	.17
30	ATT_12	Mx	0	.17
31	MP1B	X	41.655	1.5
32	MP1B	Z	24.049	1.5

Member Point Loads (BLC 19 : Antenna Wi (120 Deg)) (Continued)

	Member Label	Direction	Magnitude[lb,k-ft]	Location[ft,%]
33	MP1B	Mx	-.039	1.5
34	MP1B	X	41.655	6
35	MP1B	Z	24.049	6
36	MP1B	Mx	-.039	6
37	MP2C	X	29.28	.75
38	MP2C	Z	16.905	.75
39	MP2C	Mx	.018	.75
40	MP2C	X	29.28	6.75
41	MP2C	Z	16.905	6.75
42	MP2C	Mx	.018	6.75
43	MP2A	X	29.28	.75
44	MP2A	Z	16.905	.75
45	MP2A	Mx	-.026	.75
46	MP2A	X	29.28	6.75
47	MP2A	Z	16.905	6.75
48	MP2A	Mx	-.026	6.75
49	MP3B	X	24.231	.25
50	MP3B	Z	13.99	.25
51	MP3B	Mx	.006	.25
52	MP3B	X	24.231	4.58
53	MP3B	Z	13.99	4.58
54	MP3B	Mx	.006	4.58
55	MP1B	X	41.753	1.5
56	MP1B	Z	24.106	1.5
57	MP1B	Mx	.028	1.5
58	MP1B	X	41.753	6
59	MP1B	Z	24.106	6
60	MP1B	Mx	.028	6
61	MP2A	X	29.357	.75
62	MP2A	Z	16.949	.75
63	MP2A	Mx	-.018	.75
64	MP2A	X	29.357	6.75
65	MP2A	Z	16.949	6.75
66	MP2A	Mx	-.018	6.75
67	MP2C	X	29.357	.75
68	MP2C	Z	16.949	.75
69	MP2C	Mx	.026	.75
70	MP2C	X	29.357	6.75
71	MP2C	Z	16.949	6.75
72	MP2C	Mx	.026	6.75
73	MP1C	X	7.191	2.92
74	MP1C	Z	4.152	2.92
75	MP1C	Mx	.005	2.92
76	MP1C	X	7.191	4.92
77	MP1C	Z	4.152	4.92
78	MP1C	Mx	.005	4.92
79	MP2B	X	15.865	2.75
80	MP2B	Z	9.16	2.75
81	MP2B	Mx	-.002	2.75
82	MP2B	X	15.865	4.75
83	MP2B	Z	9.16	4.75
84	MP2B	Mx	-.002	4.75

Member Point Loads (BLC 19 : Antenna Wi (120 Deg)) (Continued)

	Member Label	Direction	Magnitude[lb,k-ft]	Location[ft,%]
85	MP3A	X	7.191	2.92
86	MP3A	Z	4.152	2.92
87	MP3A	Mx	-.005	2.92
88	MP3A	X	7.191	4.92
89	MP3A	Z	4.152	4.92
90	MP3A	Mx	-.005	4.92
91	RRU_B2	X	10.553	.25
92	RRU_B2	Z	6.093	.25
93	RRU_B2	Mx	0	.25
94	RRU_C2	X	10.553	.25
95	RRU_C2	Z	6.093	.25
96	RRU_C2	Mx	0	.25
97	RRU_B1	X	9.375	.25
98	RRU_B1	Z	5.413	.25
99	RRU_B1	Mx	0	.25
100	RRU_C1	X	9.375	.25
101	RRU_C1	Z	5.413	.25
102	RRU_C1	Mx	0	.25
103	MP1A	X	14.971	1.25
104	MP1A	Z	8.643	1.25
105	MP1A	Mx	-.012	1.25
106	MP1A	X	14.971	5.25
107	MP1A	Z	8.643	5.25
108	MP1A	Mx	-.012	5.25
109	MP3C	X	21.125	1.25
110	MP3C	Z	12.196	1.25
111	MP3C	Mx	.01	1.25
112	MP3C	X	21.125	5.25
113	MP3C	Z	12.196	5.25
114	MP3C	Mx	.01	5.25
115	MP2A	X	2.552	4
116	MP2A	Z	1.473	4
117	MP2A	Mx	.001	4
118	MP2B	X	3.329	4
119	MP2B	Z	1.922	4
120	MP2B	Mx	.000278	4
121	MP2C	X	2.552	4
122	MP2C	Z	1.473	4
123	MP2C	Mx	-.001	4
124	RRU_A2	X	10.553	.25
125	RRU_A2	Z	6.093	.25
126	RRU_A2	Mx	0	.25
127	RRU_A1	X	9.375	.25
128	RRU_A1	Z	5.413	.25
129	RRU_A1	Mx	0	.25
130	MP2A	X	4.517	1
131	MP2A	Z	2.608	1
132	MP2A	Mx	.003	1
133	MP2B	X	7.705	1
134	MP2B	Z	4.449	1
135	MP2B	Mx	.001	1
136	MP2C	X	4.517	1

Member Point Loads (BLC 19 : Antenna Wi (120 Deg)) (Continued)

	Member Label	Direction	Magnitude[lb,k-ft]	Location[ft,%]
137	MP2C	Z	2.608	1
138	MP2C	Mx	-.003	1

Member Point Loads (BLC 20 : Antenna Wi (150 Deg))

	Member Label	Direction	Magnitude[lb,k-ft]	Location[ft,%]
1	ATT_6	X	6.168	.17
2	ATT_6	Z	10.683	.17
3	ATT_6	Mx	0	.17
4	ATT)3	X	6.168	.17
5	ATT)3	Z	10.683	.17
6	ATT)3	Mx	0	.17
7	ATT_7	X	6.168	.17
8	ATT_7	Z	10.683	.17
9	ATT_7	Mx	0	.17
10	ATT_4	X	5.636	.17
11	ATT_4	Z	9.762	.17
12	ATT_4	Mx	0	.17
13	ATT_1	X	5.636	.17
14	ATT_1	Z	9.762	.17
15	ATT_1	Mx	0	.17
16	ATT_8	X	5.636	.17
17	ATT_8	Z	9.762	.17
18	ATT_8	Mx	0	.17
19	ATT_9	X	6.168	.17
20	ATT_9	Z	10.683	.17
21	ATT_9	Mx	0	.17
22	ATT_11	X	6.168	.17
23	ATT_11	Z	10.683	.17
24	ATT_11	Mx	0	.17
25	ATT_10	X	5.636	.17
26	ATT_10	Z	9.762	.17
27	ATT_10	Mx	0	.17
28	ATT_12	X	5.636	.17
29	ATT_12	Z	9.762	.17
30	ATT_12	Mx	0	.17
31	MP1B	X	21.137	1.5
32	MP1B	Z	36.611	1.5
33	MP1B	Mx	-.041	1.5
34	MP1B	X	21.137	6
35	MP1B	Z	36.611	6
36	MP1B	Mx	-.041	6
37	MP2C	X	19.817	.75
38	MP2C	Z	34.324	.75
39	MP2C	Mx	.002	.75
40	MP2C	X	19.817	6.75
41	MP2C	Z	34.324	6.75
42	MP2C	Mx	.002	6.75
43	MP2A	X	19.817	.75
44	MP2A	Z	34.324	.75
45	MP2A	Mx	-.038	.75
46	MP2A	X	19.817	6.75

Member Point Loads (BLC 20 : Antenna Wi (150 Deg)) (Continued)

	Member Label	Direction	Magnitude[lb,k-ft]	Location[ft,%]
47	MP2A	Z	34.324	6.75
48	MP2A	Mx	-.038	6.75
49	MP3B	X	14.516	.25
50	MP3B	Z	25.142	.25
51	MP3B	Mx	-.003	.25
52	MP3B	X	14.516	4.58
53	MP3B	Z	25.142	4.58
54	MP3B	Mx	-.003	4.58
55	MP1B	X	21.189	1.5
56	MP1B	Z	36.7	1.5
57	MP1B	Mx	.005	1.5
58	MP1B	X	21.189	6
59	MP1B	Z	36.7	6
60	MP1B	Mx	.005	6
61	MP2A	X	19.866	.75
62	MP2A	Z	34.41	.75
63	MP2A	Mx	-.002	.75
64	MP2A	X	19.866	6.75
65	MP2A	Z	34.41	6.75
66	MP2A	Mx	-.002	6.75
67	MP2C	X	19.866	.75
68	MP2C	Z	34.41	.75
69	MP2C	Mx	.038	.75
70	MP2C	X	19.866	6.75
71	MP2C	Z	34.41	6.75
72	MP2C	Mx	.038	6.75
73	MP1C	X	6.193	2.92
74	MP1C	Z	10.727	2.92
75	MP1C	Mx	.006	2.92
76	MP1C	X	6.193	4.92
77	MP1C	Z	10.727	4.92
78	MP1C	Mx	.006	4.92
79	MP2B	X	7.118	2.75
80	MP2B	Z	12.33	2.75
81	MP2B	Mx	-.006	2.75
82	MP2B	X	7.118	4.75
83	MP2B	Z	12.33	4.75
84	MP2B	Mx	-.006	4.75
85	MP3A	X	6.193	2.92
86	MP3A	Z	10.727	2.92
87	MP3A	Mx	-.006	2.92
88	MP3A	X	6.193	4.92
89	MP3A	Z	10.727	4.92
90	MP3A	Mx	-.006	4.92
91	RRU_B2	X	7.286	.25
92	RRU_B2	Z	12.619	.25
93	RRU_B2	Mx	0	.25
94	RRU_C2	X	7.286	.25
95	RRU_C2	Z	12.619	.25
96	RRU_C2	Mx	0	.25
97	RRU_B1	X	7.059	.25
98	RRU_B1	Z	12.227	.25

Member Point Loads (BLC 20 : Antenna Wi (150 Deg)) (Continued)

	Member Label	Direction	Magnitude[lb,k-ft]	Location[ft,%]
99	RRU_B1	Mx	0	.25
100	RRU_C1	X	7.059	.25
101	RRU_C1	Z	12.227	.25
102	RRU_C1	Mx	0	.25
103	MP1A	X	10.157	1.25
104	MP1A	Z	17.592	1.25
105	MP1A	Mx	-.012	1.25
106	MP1A	X	10.157	5.25
107	MP1A	Z	17.592	5.25
108	MP1A	Mx	-.012	5.25
109	MP3C	X	9.352	1.25
110	MP3C	Z	16.197	1.25
111	MP3C	Mx	.012	1.25
112	MP3C	X	9.352	5.25
113	MP3C	Z	16.197	5.25
114	MP3C	Mx	.012	5.25
115	MP2A	X	1.656	4
116	MP2A	Z	2.869	4
117	MP2A	Mx	.001	4
118	MP2B	X	1.739	4
119	MP2B	Z	3.012	4
120	MP2B	Mx	.000931	4
121	MP2C	X	1.656	4
122	MP2C	Z	2.869	4
123	MP2C	Mx	-.001	4
124	RRU_A2	X	7.286	.25
125	RRU_A2	Z	12.619	.25
126	RRU_A2	Mx	0	.25
127	RRU_A1	X	7.059	.25
128	RRU_A1	Z	12.227	.25
129	RRU_A1	Mx	0	.25
130	MP2A	X	3.358	1
131	MP2A	Z	5.817	1
132	MP2A	Mx	.003	1
133	MP2B	X	3.698	1
134	MP2B	Z	6.406	1
135	MP2B	Mx	.003	1
136	MP2C	X	3.358	1
137	MP2C	Z	5.817	1
138	MP2C	Mx	-.003	1

Member Point Loads (BLC 21 : Antenna Wi (180 Deg))

	Member Label	Direction	Magnitude[lb,k-ft]	Location[ft,%]
1	ATT_6	X	0	.17
2	ATT_6	Z	14.261	.17
3	ATT_6	Mx	0	.17
4	ATT)3	X	0	.17
5	ATT)3	Z	14.261	.17
6	ATT)3	Mx	0	.17
7	ATT_7	X	0	.17
8	ATT_7	Z	14.261	.17

Member Point Loads (BLC 21 : Antenna Wi (180 Deg)) (Continued)

	Member Label	Direction	Magnitude[lb,k-ft]	Location[ft,%]
9	ATT_7	Mx	0	.17
10	ATT_4	X	0	.17
11	ATT_4	Z	13.665	.17
12	ATT_4	Mx	0	.17
13	ATT_1	X	0	.17
14	ATT_1	Z	13.665	.17
15	ATT_1	Mx	0	.17
16	ATT_8	X	0	.17
17	ATT_8	Z	13.665	.17
18	ATT_8	Mx	0	.17
19	ATT_9	X	0	.17
20	ATT_9	Z	14.261	.17
21	ATT_9	Mx	0	.17
22	ATT_11	X	0	.17
23	ATT_11	Z	14.261	.17
24	ATT_11	Mx	0	.17
25	ATT_10	X	0	.17
26	ATT_10	Z	13.665	.17
27	ATT_10	Mx	0	.17
28	ATT_12	X	0	.17
29	ATT_12	Z	13.665	.17
30	ATT_12	Mx	0	.17
31	MP1B	X	0	1.5
32	MP1B	Z	35.129	1.5
33	MP1B	Mx	-.031	1.5
34	MP1B	X	0	6
35	MP1B	Z	35.129	6
36	MP1B	Mx	-.031	6
37	MP2C	X	0	.75
38	MP2C	Z	46.778	.75
39	MP2C	Mx	-.02	.75
40	MP2C	X	0	6.75
41	MP2C	Z	46.778	6.75
42	MP2C	Mx	-.02	6.75
43	MP2A	X	0	.75
44	MP2A	Z	46.778	.75
45	MP2A	Mx	-.041	.75
46	MP2A	X	0	6.75
47	MP2A	Z	46.778	6.75
48	MP2A	Mx	-.041	6.75
49	MP3B	X	0	.25
50	MP3B	Z	24.393	.25
51	MP3B	Mx	-.01	.25
52	MP3B	X	0	4.58
53	MP3B	Z	24.393	4.58
54	MP3B	Mx	-.01	4.58
55	MP1B	X	0	1.5
56	MP1B	Z	35.221	1.5
57	MP1B	Mx	-.014	1.5
58	MP1B	X	0	6
59	MP1B	Z	35.221	6
60	MP1B	Mx	-.014	6

Member Point Loads (BLC 21 : Antenna Wi (180 Deg)) (Continued)

	Member Label	Direction	Magnitude[lb,k-ft]	Location[ft,%]
61	MP2A	X	0	.75
62	MP2A	Z	46.89	.75
63	MP2A	Mx	.021	.75
64	MP2A	X	0	6.75
65	MP2A	Z	46.89	6.75
66	MP2A	Mx	.021	6.75
67	MP2C	X	0	.75
68	MP2C	Z	46.89	.75
69	MP2C	Mx	.042	.75
70	MP2C	X	0	6.75
71	MP2C	Z	46.89	6.75
72	MP2C	Mx	.042	6.75
73	MP1C	X	0	2.92
74	MP1C	Z	17.394	2.92
75	MP1C	Mx	.004	2.92
76	MP1C	X	0	4.92
77	MP1C	Z	17.394	4.92
78	MP1C	Mx	.004	4.92
79	MP2B	X	0	2.75
80	MP2B	Z	9.229	2.75
81	MP2B	Mx	-.006	2.75
82	MP2B	X	0	4.75
83	MP2B	Z	9.229	4.75
84	MP2B	Mx	-.006	4.75
85	MP3A	X	0	2.92
86	MP3A	Z	17.394	2.92
87	MP3A	Mx	-.004	2.92
88	MP3A	X	0	4.92
89	MP3A	Z	17.394	4.92
90	MP3A	Mx	-.004	4.92
91	RRU_B2	X	0	.25
92	RRU_B2	Z	15.765	.25
93	RRU_B2	Mx	0	.25
94	RRU_C2	X	0	.25
95	RRU_C2	Z	15.765	.25
96	RRU_C2	Mx	0	.25
97	RRU_B1	X	0	.25
98	RRU_B1	Z	15.765	.25
99	RRU_B1	Mx	0	.25
100	RRU_C1	X	0	.25
101	RRU_C1	Z	15.765	.25
102	RRU_C1	Mx	0	.25
103	MP1A	X	0	1.25
104	MP1A	Z	26.369	1.25
105	MP1A	Mx	-.009	1.25
106	MP1A	X	0	5.25
107	MP1A	Z	26.369	5.25
108	MP1A	Mx	-.009	5.25
109	MP3C	X	0	1.25
110	MP3C	Z	17.652	1.25
111	MP3C	Mx	.012	1.25
112	MP3C	X	0	5.25

Member Point Loads (BLC 21 : Antenna Wi (180 Deg)) (Continued)

	Member Label	Direction	Magnitude[lb,k-ft]	Location[ft,%]
113	MP3C	Z	17.652	5.25
114	MP3C	Mx	.012	5.25
115	MP2A	X	0	4
116	MP2A	Z	3.761	4
117	MP2A	Mx	.000536	4
118	MP2B	X	0	4
119	MP2B	Z	3.03	4
120	MP2B	Mx	.001	4
121	MP2C	X	0	4
122	MP2C	Z	3.761	4
123	MP2C	Mx	-.000536	4
124	RRU_A2	X	0	.25
125	RRU_A2	Z	15.765	.25
126	RRU_A2	Mx	0	.25
127	RRU_A1	X	0	.25
128	RRU_A1	Z	15.765	.25
129	RRU_A1	Mx	0	.25
130	MP2A	X	0	1
131	MP2A	Z	8.557	1
132	MP2A	Mx	.002	1
133	MP2B	X	0	1
134	MP2B	Z	5.556	1
135	MP2B	Mx	.003	1
136	MP2C	X	0	1
137	MP2C	Z	8.557	1
138	MP2C	Mx	-.002	1

Member Point Loads (BLC 22 : Antenna Wi (210 Deg))

	Member Label	Direction	Magnitude[lb,k-ft]	Location[ft,%]
1	ATT_6	X	-6.168	.17
2	ATT_6	Z	10.683	.17
3	ATT_6	Mx	0	.17
4	ATT)3	X	-6.168	.17
5	ATT)3	Z	10.683	.17
6	ATT)3	Mx	0	.17
7	ATT_7	X	-6.168	.17
8	ATT_7	Z	10.683	.17
9	ATT_7	Mx	0	.17
10	ATT_4	X	-5.636	.17
11	ATT_4	Z	9.762	.17
12	ATT_4	Mx	0	.17
13	ATT_1	X	-5.636	.17
14	ATT_1	Z	9.762	.17
15	ATT_1	Mx	0	.17
16	ATT_8	X	-5.636	.17
17	ATT_8	Z	9.762	.17
18	ATT_8	Mx	0	.17
19	ATT_9	X	-6.168	.17
20	ATT_9	Z	10.683	.17
21	ATT_9	Mx	0	.17
22	ATT_11	X	-6.168	.17

Member Point Loads (BLC 22 : Antenna Wi (210 Deg)) (Continued)

	Member Label	Direction	Magnitude[lb,k-ft]	Location[ft,%]
23	ATT_11	Z	10.683	.17
24	ATT_11	Mx	0	.17
25	ATT_10	X	-5.636	.17
26	ATT_10	Z	9.762	.17
27	ATT_10	Mx	0	.17
28	ATT_12	X	-5.636	.17
29	ATT_12	Z	9.762	.17
30	ATT_12	Mx	0	.17
31	MP1B	X	-16.905	1.5
32	MP1B	Z	29.28	1.5
33	MP1B	Mx	-.018	1.5
34	MP1B	X	-16.905	6
35	MP1B	Z	29.28	6
36	MP1B	Mx	-.018	6
37	MP2C	X	-24.049	.75
38	MP2C	Z	41.655	.75
39	MP2C	Mx	-.039	.75
40	MP2C	X	-24.049	6.75
41	MP2C	Z	41.655	6.75
42	MP2C	Mx	-.039	6.75
43	MP2A	X	-24.049	.75
44	MP2A	Z	41.655	.75
45	MP2A	Mx	-.027	.75
46	MP2A	X	-24.049	6.75
47	MP2A	Z	41.655	6.75
48	MP2A	Mx	-.027	6.75
49	MP3B	X	-9.352	.25
50	MP3B	Z	16.197	.25
51	MP3B	Mx	-.012	.25
52	MP3B	X	-9.352	4.58
53	MP3B	Z	16.197	4.58
54	MP3B	Mx	-.012	4.58
55	MP1B	X	-16.949	1.5
56	MP1B	Z	29.357	1.5
57	MP1B	Mx	-.026	1.5
58	MP1B	X	-16.949	6
59	MP1B	Z	29.357	6
60	MP1B	Mx	-.026	6
61	MP2A	X	-24.106	.75
62	MP2A	Z	41.753	.75
63	MP2A	Mx	.039	.75
64	MP2A	X	-24.106	6.75
65	MP2A	Z	41.753	6.75
66	MP2A	Mx	.039	6.75
67	MP2C	X	-24.106	.75
68	MP2C	Z	41.753	.75
69	MP2C	Mx	.028	.75
70	MP2C	X	-24.106	6.75
71	MP2C	Z	41.753	6.75
72	MP2C	Mx	.028	6.75
73	MP1C	X	-9.16	2.92
74	MP1C	Z	15.865	2.92

Member Point Loads (BLC 22 : Antenna Wi (210 Deg)) (Continued)

	Member Label	Direction	Magnitude[lb,k-ft]	Location[ft,%]
75	MP1C	Mx	-.002	2.92
76	MP1C	X	-9.16	4.92
77	MP1C	Z	15.865	4.92
78	MP1C	Mx	-.002	4.92
79	MP2B	X	-4.152	2.75
80	MP2B	Z	7.191	2.75
81	MP2B	Mx	-.005	2.75
82	MP2B	X	-4.152	4.75
83	MP2B	Z	7.191	4.75
84	MP2B	Mx	-.005	4.75
85	MP3A	X	-9.16	2.92
86	MP3A	Z	15.865	2.92
87	MP3A	Mx	.002	2.92
88	MP3A	X	-9.16	4.92
89	MP3A	Z	15.865	4.92
90	MP3A	Mx	.002	4.92
91	RRU_B2	X	-7.286	.25
92	RRU_B2	Z	12.619	.25
93	RRU_B2	Mx	0	.25
94	RRU_C2	X	-7.286	.25
95	RRU_C2	Z	12.619	.25
96	RRU_C2	Mx	0	.25
97	RRU_B1	X	-7.059	.25
98	RRU_B1	Z	12.227	.25
99	RRU_B1	Mx	0	.25
100	RRU_C1	X	-7.059	.25
101	RRU_C1	Z	12.227	.25
102	RRU_C1	Mx	0	.25
103	MP1A	X	-14.698	1.25
104	MP1A	Z	25.458	1.25
105	MP1A	Mx	0	1.25
106	MP1A	X	-14.698	5.25
107	MP1A	Z	25.458	5.25
108	MP1A	Mx	0	5.25
109	MP3C	X	-11.145	1.25
110	MP3C	Z	19.304	1.25
111	MP3C	Mx	.011	1.25
112	MP3C	X	-11.145	5.25
113	MP3C	Z	19.304	5.25
114	MP3C	Mx	.011	5.25
115	MP2A	X	-1.922	4
116	MP2A	Z	3.329	4
117	MP2A	Mx	-.000278	4
118	MP2B	X	-1.473	4
119	MP2B	Z	2.552	4
120	MP2B	Mx	.001	4
121	MP2C	X	-1.922	4
122	MP2C	Z	3.329	4
123	MP2C	Mx	.000278	4
124	RRU_A2	X	-7.286	.25
125	RRU_A2	Z	12.619	.25
126	RRU_A2	Mx	0	.25

Member Point Loads (BLC 22 : Antenna Wi (210 Deg)) (Continued)

	Member Label	Direction	Magnitude[lb,k-ft]	Location[ft,%]
127	RRU_A1	X	-7.059	.25
128	RRU_A1	Z	12.227	.25
129	RRU_A1	Mx	0	.25
130	MP2A	X	-4.449	1
131	MP2A	Z	7.705	1
132	MP2A	Mx	-.001	1
133	MP2B	X	-2.608	1
134	MP2B	Z	4.517	1
135	MP2B	Mx	.003	1
136	MP2C	X	-4.449	1
137	MP2C	Z	7.705	1
138	MP2C	Mx	.001	1

Member Point Loads (BLC 23 : Antenna Wi (240 Deg))

	Member Label	Direction	Magnitude[lb,k-ft]	Location[ft,%]
1	ATT_6	X	-7.349	.17
2	ATT_6	Z	4.243	.17
3	ATT_6	Mx	0	.17
4	ATT)3	X	-7.349	.17
5	ATT)3	Z	4.243	.17
6	ATT)3	Mx	0	.17
7	ATT_7	X	-7.349	.17
8	ATT_7	Z	4.243	.17
9	ATT_7	Mx	0	.17
10	ATT_4	X	-5.616	.17
11	ATT_4	Z	3.243	.17
12	ATT_4	Mx	0	.17
13	ATT_1	X	-5.616	.17
14	ATT_1	Z	3.243	.17
15	ATT_1	Mx	0	.17
16	ATT_8	X	-5.616	.17
17	ATT_8	Z	3.243	.17
18	ATT_8	Mx	0	.17
19	ATT_9	X	-7.349	.17
20	ATT_9	Z	4.243	.17
21	ATT_9	Mx	0	.17
22	ATT_11	X	-7.349	.17
23	ATT_11	Z	4.243	.17
24	ATT_11	Mx	0	.17
25	ATT_10	X	-5.616	.17
26	ATT_10	Z	3.243	.17
27	ATT_10	Mx	0	.17
28	ATT_12	X	-5.616	.17
29	ATT_12	Z	3.243	.17
30	ATT_12	Mx	0	.17
31	MP1B	X	-34.324	1.5
32	MP1B	Z	19.817	1.5
33	MP1B	Mx	-.002	1.5
34	MP1B	X	-34.324	6
35	MP1B	Z	19.817	6
36	MP1B	Mx	-.002	6

Member Point Loads (BLC 23 : Antenna Wi (240 Deg)) (Continued)

	Member Label	Direction	Magnitude[lb,k-ft]	Location[ft,%]
37	MP2C	X	-36.611	.75
38	MP2C	Z	21.137	.75
39	MP2C	Mx	-.041	.75
40	MP2C	X	-36.611	6.75
41	MP2C	Z	21.137	6.75
42	MP2C	Mx	-.041	6.75
43	MP2A	X	-36.611	.75
44	MP2A	Z	21.137	.75
45	MP2A	Mx	-.004	.75
46	MP2A	X	-36.611	6.75
47	MP2A	Z	21.137	6.75
48	MP2A	Mx	-.004	6.75
49	MP3B	X	-15.287	.25
50	MP3B	Z	8.826	.25
51	MP3B	Mx	-.012	.25
52	MP3B	X	-15.287	4.58
53	MP3B	Z	8.826	4.58
54	MP3B	Mx	-.012	4.58
55	MP1B	X	-34.41	1.5
56	MP1B	Z	19.866	1.5
57	MP1B	Mx	-.038	1.5
58	MP1B	X	-34.41	6
59	MP1B	Z	19.866	6
60	MP1B	Mx	-.038	6
61	MP2A	X	-36.7	.75
62	MP2A	Z	21.189	.75
63	MP2A	Mx	.041	.75
64	MP2A	X	-36.7	6.75
65	MP2A	Z	21.189	6.75
66	MP2A	Mx	.041	6.75
67	MP2C	X	-36.7	.75
68	MP2C	Z	21.189	.75
69	MP2C	Mx	.005	.75
70	MP2C	X	-36.7	6.75
71	MP2C	Z	21.189	6.75
72	MP2C	Mx	.005	6.75
73	MP1C	X	-12.33	2.92
74	MP1C	Z	7.118	2.92
75	MP1C	Mx	-.006	2.92
76	MP1C	X	-12.33	4.92
77	MP1C	Z	7.118	4.92
78	MP1C	Mx	-.006	4.92
79	MP2B	X	-10.727	2.75
80	MP2B	Z	6.193	2.75
81	MP2B	Mx	-.006	2.75
82	MP2B	X	-10.727	4.75
83	MP2B	Z	6.193	4.75
84	MP2B	Mx	-.006	4.75
85	MP3A	X	-12.33	2.92
86	MP3A	Z	7.118	2.92
87	MP3A	Mx	.006	2.92
88	MP3A	X	-12.33	4.92

Member Point Loads (BLC 23 : Antenna Wi (240 Deg)) (Continued)

	Member Label	Direction	Magnitude[lb,k-ft]	Location[ft,%]
89	MP3A	Z	7.118	4.92
90	MP3A	Mx	.006	4.92
91	RRU_B2	X	-10.553	.25
92	RRU_B2	Z	6.093	.25
93	RRU_B2	Mx	0	.25
94	RRU_C2	X	-10.553	.25
95	RRU_C2	Z	6.093	.25
96	RRU_C2	Mx	0	.25
97	RRU_B1	X	-9.375	.25
98	RRU_B1	Z	5.413	.25
99	RRU_B1	Mx	0	.25
100	RRU_C1	X	-9.375	.25
101	RRU_C1	Z	5.413	.25
102	RRU_C1	Mx	0	.25
103	MP1A	X	-22.836	1.25
104	MP1A	Z	13.184	1.25
105	MP1A	Mx	.009	1.25
106	MP1A	X	-22.836	5.25
107	MP1A	Z	13.184	5.25
108	MP1A	Mx	.009	5.25
109	MP3C	X	-24.231	1.25
110	MP3C	Z	13.99	1.25
111	MP3C	Mx	.006	1.25
112	MP3C	X	-24.231	5.25
113	MP3C	Z	13.99	5.25
114	MP3C	Mx	.006	5.25
115	MP2A	X	-3.012	4
116	MP2A	Z	1.739	4
117	MP2A	Mx	-.000931	4
118	MP2B	X	-2.869	4
119	MP2B	Z	1.656	4
120	MP2B	Mx	.001	4
121	MP2C	X	-3.012	4
122	MP2C	Z	1.739	4
123	MP2C	Mx	.000931	4
124	RRU_A2	X	-10.553	.25
125	RRU_A2	Z	6.093	.25
126	RRU_A2	Mx	0	.25
127	RRU_A1	X	-9.375	.25
128	RRU_A1	Z	5.413	.25
129	RRU_A1	Mx	0	.25
130	MP2A	X	-6.406	1
131	MP2A	Z	3.698	1
132	MP2A	Mx	-.003	1
133	MP2B	X	-5.817	1
134	MP2B	Z	3.358	1
135	MP2B	Mx	.003	1
136	MP2C	X	-6.406	1
137	MP2C	Z	3.698	1
138	MP2C	Mx	.003	1

Member Point Loads (BLC 24 : Antenna Wi (270 Deg))

	Member Label	Direction	Magnitude[lb,k-ft]	Location[ft,%]
1	ATT_6	X	-6.56	.17
2	ATT_6	Z	0	.17
3	ATT_6	Mx	0	.17
4	ATT)3	X	-6.56	.17
5	ATT)3	Z	0	.17
6	ATT)3	Mx	0	.17
7	ATT_7	X	-6.56	.17
8	ATT_7	Z	0	.17
9	ATT_7	Mx	0	.17
10	ATT_4	X	-4.092	.17
11	ATT_4	Z	0	.17
12	ATT_4	Mx	0	.17
13	ATT_1	X	-4.092	.17
14	ATT_1	Z	0	.17
15	ATT_1	Mx	0	.17
16	ATT_8	X	-4.092	.17
17	ATT_8	Z	0	.17
18	ATT_8	Mx	0	.17
19	ATT_9	X	-6.56	.17
20	ATT_9	Z	0	.17
21	ATT_9	Mx	0	.17
22	ATT_11	X	-6.56	.17
23	ATT_11	Z	0	.17
24	ATT_11	Mx	0	.17
25	ATT_10	X	-4.092	.17
26	ATT_10	Z	0	.17
27	ATT_10	Mx	0	.17
28	ATT_12	X	-4.092	.17
29	ATT_12	Z	0	.17
30	ATT_12	Mx	0	.17
31	MP1B	X	-46.778	1.5
32	MP1B	Z	0	1.5
33	MP1B	Mx	.02	1.5
34	MP1B	X	-46.778	6
35	MP1B	Z	0	6
36	MP1B	Mx	.02	6
37	MP2C	X	-35.129	.75
38	MP2C	Z	0	.75
39	MP2C	Mx	-.031	.75
40	MP2C	X	-35.129	6.75
41	MP2C	Z	0	6.75
42	MP2C	Mx	-.031	6.75
43	MP2A	X	-35.129	.75
44	MP2A	Z	0	.75
45	MP2A	Mx	.014	.75
46	MP2A	X	-35.129	6.75
47	MP2A	Z	0	6.75
48	MP2A	Mx	.014	6.75
49	MP3B	X	-22.29	.25
50	MP3B	Z	0	.25
51	MP3B	Mx	-.011	.25
52	MP3B	X	-22.29	4.58

Member Point Loads (BLC 24 : Antenna Wi (270 Deg)) (Continued)

	Member Label	Direction	Magnitude[lb,k-ft]	Location[ft,%]
53	MP3B	Z	0	4.58
54	MP3B	Mx	-.011	4.58
55	MP1B	X	-46.89	1.5
56	MP1B	Z	0	1.5
57	MP1B	Mx	-.042	1.5
58	MP1B	X	-46.89	6
59	MP1B	Z	0	6
60	MP1B	Mx	-.042	6
61	MP2A	X	-35.221	.75
62	MP2A	Z	0	.75
63	MP2A	Mx	.031	.75
64	MP2A	X	-35.221	6.75
65	MP2A	Z	0	6.75
66	MP2A	Mx	.031	6.75
67	MP2C	X	-35.221	.75
68	MP2C	Z	0	.75
69	MP2C	Mx	-.014	.75
70	MP2C	X	-35.221	6.75
71	MP2C	Z	0	6.75
72	MP2C	Mx	-.014	6.75
73	MP1C	X	-9.229	2.92
74	MP1C	Z	0	2.92
75	MP1C	Mx	-.006	2.92
76	MP1C	X	-9.229	4.92
77	MP1C	Z	0	4.92
78	MP1C	Mx	-.006	4.92
79	MP2B	X	-17.394	2.75
80	MP2B	Z	0	2.75
81	MP2B	Mx	-.004	2.75
82	MP2B	X	-17.394	4.75
83	MP2B	Z	0	4.75
84	MP2B	Mx	-.004	4.75
85	MP3A	X	-9.229	2.92
86	MP3A	Z	0	2.92
87	MP3A	Mx	.006	2.92
88	MP3A	X	-9.229	4.92
89	MP3A	Z	0	4.92
90	MP3A	Mx	.006	4.92
91	RRU_B2	X	-10.993	.25
92	RRU_B2	Z	0	.25
93	RRU_B2	Mx	0	.25
94	RRU_C2	X	-10.993	.25
95	RRU_C2	Z	0	.25
96	RRU_C2	Mx	0	.25
97	RRU_B1	X	-9.179	.25
98	RRU_B1	Z	0	.25
99	RRU_B1	Mx	0	.25
100	RRU_C1	X	-9.179	.25
101	RRU_C1	Z	0	.25
102	RRU_C1	Mx	0	.25
103	MP1A	X	-20.314	1.25
104	MP1A	Z	0	1.25

Member Point Loads (BLC 24 : Antenna Wi (270 Deg)) (Continued)

	Member Label	Direction	Magnitude[lb,k-ft]	Location[ft,%]
105	MP1A	Mx	.012	1.25
106	MP1A	X	-20.314	5.25
107	MP1A	Z	0	5.25
108	MP1A	Mx	.012	5.25
109	MP3C	X	-29.031	1.25
110	MP3C	Z	0	1.25
111	MP3C	Mx	-.003	1.25
112	MP3C	X	-29.031	5.25
113	MP3C	Z	0	5.25
114	MP3C	Mx	-.003	5.25
115	MP2A	X	-3.03	4
116	MP2A	Z	0	4
117	MP2A	Mx	-.001	4
118	MP2B	X	-3.761	4
119	MP2B	Z	0	4
120	MP2B	Mx	.000536	4
121	MP2C	X	-3.03	4
122	MP2C	Z	0	4
123	MP2C	Mx	.001	4
124	RRU_A2	X	-10.993	.25
125	RRU_A2	Z	0	.25
126	RRU_A2	Mx	0	.25
127	RRU_A1	X	-9.179	.25
128	RRU_A1	Z	0	.25
129	RRU_A1	Mx	0	.25
130	MP2A	X	-5.556	1
131	MP2A	Z	0	1
132	MP2A	Mx	-.003	1
133	MP2B	X	-8.557	1
134	MP2B	Z	0	1
135	MP2B	Mx	.002	1
136	MP2C	X	-5.556	1
137	MP2C	Z	0	1
138	MP2C	Mx	.003	1

Member Point Loads (BLC 25 : Antenna Wi (300 Deg))

	Member Label	Direction	Magnitude[lb,k-ft]	Location[ft,%]
1	ATT_6	X	-7.349	.17
2	ATT_6	Z	-4.243	.17
3	ATT_6	Mx	0	.17
4	ATT)3	X	-7.349	.17
5	ATT)3	Z	-4.243	.17
6	ATT)3	Mx	0	.17
7	ATT_7	X	-7.349	.17
8	ATT_7	Z	-4.243	.17
9	ATT_7	Mx	0	.17
10	ATT_4	X	-5.616	.17
11	ATT_4	Z	-3.243	.17
12	ATT_4	Mx	0	.17
13	ATT_1	X	-5.616	.17
14	ATT_1	Z	-3.243	.17

Member Point Loads (BLC 25 : Antenna Wi (300 Deg)) (Continued)

	Member Label	Direction	Magnitude[lb,k-ft]	Location[ft,%]
15	ATT_1	Mx	0	.17
16	ATT_8	X	-5.616	.17
17	ATT_8	Z	-3.243	.17
18	ATT_8	Mx	0	.17
19	ATT_9	X	-7.349	.17
20	ATT_9	Z	-4.243	.17
21	ATT_9	Mx	0	.17
22	ATT_11	X	-7.349	.17
23	ATT_11	Z	-4.243	.17
24	ATT_11	Mx	0	.17
25	ATT_10	X	-5.616	.17
26	ATT_10	Z	-3.243	.17
27	ATT_10	Mx	0	.17
28	ATT_12	X	-5.616	.17
29	ATT_12	Z	-3.243	.17
30	ATT_12	Mx	0	.17
31	MP1B	X	-41.655	1.5
32	MP1B	Z	-24.049	1.5
33	MP1B	Mx	.039	1.5
34	MP1B	X	-41.655	6
35	MP1B	Z	-24.049	6
36	MP1B	Mx	.039	6
37	MP2C	X	-29.28	.75
38	MP2C	Z	-16.905	.75
39	MP2C	Mx	-.018	.75
40	MP2C	X	-29.28	6.75
41	MP2C	Z	-16.905	6.75
42	MP2C	Mx	-.018	6.75
43	MP2A	X	-29.28	.75
44	MP2A	Z	-16.905	.75
45	MP2A	Mx	.026	.75
46	MP2A	X	-29.28	6.75
47	MP2A	Z	-16.905	6.75
48	MP2A	Mx	.026	6.75
49	MP3B	X	-24.231	.25
50	MP3B	Z	-13.99	.25
51	MP3B	Mx	-.006	.25
52	MP3B	X	-24.231	4.58
53	MP3B	Z	-13.99	4.58
54	MP3B	Mx	-.006	4.58
55	MP1B	X	-41.753	1.5
56	MP1B	Z	-24.106	1.5
57	MP1B	Mx	-.028	1.5
58	MP1B	X	-41.753	6
59	MP1B	Z	-24.106	6
60	MP1B	Mx	-.028	6
61	MP2A	X	-29.357	.75
62	MP2A	Z	-16.949	.75
63	MP2A	Mx	.018	.75
64	MP2A	X	-29.357	6.75
65	MP2A	Z	-16.949	6.75
66	MP2A	Mx	.018	6.75

Member Point Loads (BLC 25 : Antenna Wi (300 Deg)) (Continued)

	Member Label	Direction	Magnitude[lb,k-ft]	Location[ft,%]
67	MP2C	X	-29.357	.75
68	MP2C	Z	-16.949	.75
69	MP2C	Mx	-.026	.75
70	MP2C	X	-29.357	6.75
71	MP2C	Z	-16.949	6.75
72	MP2C	Mx	-.026	6.75
73	MP1C	X	-7.191	2.92
74	MP1C	Z	-4.152	2.92
75	MP1C	Mx	-.005	2.92
76	MP1C	X	-7.191	4.92
77	MP1C	Z	-4.152	4.92
78	MP1C	Mx	-.005	4.92
79	MP2B	X	-15.865	2.75
80	MP2B	Z	-9.16	2.75
81	MP2B	Mx	.002	2.75
82	MP2B	X	-15.865	4.75
83	MP2B	Z	-9.16	4.75
84	MP2B	Mx	.002	4.75
85	MP3A	X	-7.191	2.92
86	MP3A	Z	-4.152	2.92
87	MP3A	Mx	.005	2.92
88	MP3A	X	-7.191	4.92
89	MP3A	Z	-4.152	4.92
90	MP3A	Mx	.005	4.92
91	RRU_B2	X	-10.553	.25
92	RRU_B2	Z	-6.093	.25
93	RRU_B2	Mx	0	.25
94	RRU_C2	X	-10.553	.25
95	RRU_C2	Z	-6.093	.25
96	RRU_C2	Mx	0	.25
97	RRU_B1	X	-9.375	.25
98	RRU_B1	Z	-5.413	.25
99	RRU_B1	Mx	0	.25
100	RRU_C1	X	-9.375	.25
101	RRU_C1	Z	-5.413	.25
102	RRU_C1	Mx	0	.25
103	MP1A	X	-14.971	1.25
104	MP1A	Z	-8.643	1.25
105	MP1A	Mx	.012	1.25
106	MP1A	X	-14.971	5.25
107	MP1A	Z	-8.643	5.25
108	MP1A	Mx	.012	5.25
109	MP3C	X	-21.125	1.25
110	MP3C	Z	-12.196	1.25
111	MP3C	Mx	-.01	1.25
112	MP3C	X	-21.125	5.25
113	MP3C	Z	-12.196	5.25
114	MP3C	Mx	-.01	5.25
115	MP2A	X	-2.552	4
116	MP2A	Z	-1.473	4
117	MP2A	Mx	-.001	4
118	MP2B	X	-3.329	4

Member Point Loads (BLC 25 : Antenna Wi (300 Deg)) (Continued)

	Member Label	Direction	Magnitude[lb,k-ft]	Location[ft,%]
119	MP2B	Z	-1.922	4
120	MP2B	Mx	-.000278	4
121	MP2C	X	-2.552	4
122	MP2C	Z	-1.473	4
123	MP2C	Mx	.001	4
124	RRU_A2	X	-10.553	.25
125	RRU_A2	Z	-6.093	.25
126	RRU_A2	Mx	0	.25
127	RRU_A1	X	-9.375	.25
128	RRU_A1	Z	-5.413	.25
129	RRU_A1	Mx	0	.25
130	MP2A	X	-4.517	1
131	MP2A	Z	-2.608	1
132	MP2A	Mx	-.003	1
133	MP2B	X	-7.705	1
134	MP2B	Z	-4.449	1
135	MP2B	Mx	-.001	1
136	MP2C	X	-4.517	1
137	MP2C	Z	-2.608	1
138	MP2C	Mx	.003	1

Member Point Loads (BLC 26 : Antenna Wi (330 Deg))

	Member Label	Direction	Magnitude[lb,k-ft]	Location[ft,%]
1	ATT_6	X	-6.168	.17
2	ATT_6	Z	-10.683	.17
3	ATT_6	Mx	0	.17
4	ATT)3	X	-6.168	.17
5	ATT)3	Z	-10.683	.17
6	ATT)3	Mx	0	.17
7	ATT_7	X	-6.168	.17
8	ATT_7	Z	-10.683	.17
9	ATT_7	Mx	0	.17
10	ATT_4	X	-5.636	.17
11	ATT_4	Z	-9.762	.17
12	ATT_4	Mx	0	.17
13	ATT_1	X	-5.636	.17
14	ATT_1	Z	-9.762	.17
15	ATT_1	Mx	0	.17
16	ATT_8	X	-5.636	.17
17	ATT_8	Z	-9.762	.17
18	ATT_8	Mx	0	.17
19	ATT_9	X	-6.168	.17
20	ATT_9	Z	-10.683	.17
21	ATT_9	Mx	0	.17
22	ATT_11	X	-6.168	.17
23	ATT_11	Z	-10.683	.17
24	ATT_11	Mx	0	.17
25	ATT_10	X	-5.636	.17
26	ATT_10	Z	-9.762	.17
27	ATT_10	Mx	0	.17
28	ATT_12	X	-5.636	.17

Member Point Loads (BLC 26 : Antenna Wi (330 Deg)) (Continued)

	Member Label	Direction	Magnitude[lb,k-ft]	Location[ft,%]
29	ATT_12	Z	-9.762	.17
30	ATT_12	Mx	0	.17
31	MP1B	X	-21.137	1.5
32	MP1B	Z	-36.611	1.5
33	MP1B	Mx	.041	1.5
34	MP1B	X	-21.137	6
35	MP1B	Z	-36.611	6
36	MP1B	Mx	.041	6
37	MP2C	X	-19.817	.75
38	MP2C	Z	-34.324	.75
39	MP2C	Mx	-.002	.75
40	MP2C	X	-19.817	6.75
41	MP2C	Z	-34.324	6.75
42	MP2C	Mx	-.002	6.75
43	MP2A	X	-19.817	.75
44	MP2A	Z	-34.324	.75
45	MP2A	Mx	.038	.75
46	MP2A	X	-19.817	6.75
47	MP2A	Z	-34.324	6.75
48	MP2A	Mx	.038	6.75
49	MP3B	X	-14.516	.25
50	MP3B	Z	-25.142	.25
51	MP3B	Mx	.003	.25
52	MP3B	X	-14.516	4.58
53	MP3B	Z	-25.142	4.58
54	MP3B	Mx	.003	4.58
55	MP1B	X	-21.189	1.5
56	MP1B	Z	-36.7	1.5
57	MP1B	Mx	-.005	1.5
58	MP1B	X	-21.189	6
59	MP1B	Z	-36.7	6
60	MP1B	Mx	-.005	6
61	MP2A	X	-19.866	.75
62	MP2A	Z	-34.41	.75
63	MP2A	Mx	.002	.75
64	MP2A	X	-19.866	6.75
65	MP2A	Z	-34.41	6.75
66	MP2A	Mx	.002	6.75
67	MP2C	X	-19.866	.75
68	MP2C	Z	-34.41	.75
69	MP2C	Mx	-.038	.75
70	MP2C	X	-19.866	6.75
71	MP2C	Z	-34.41	6.75
72	MP2C	Mx	-.038	6.75
73	MP1C	X	-6.193	2.92
74	MP1C	Z	-10.727	2.92
75	MP1C	Mx	-.006	2.92
76	MP1C	X	-6.193	4.92
77	MP1C	Z	-10.727	4.92
78	MP1C	Mx	-.006	4.92
79	MP2B	X	-7.118	2.75
80	MP2B	Z	-12.33	2.75

Member Point Loads (BLC 26 : Antenna Wi (330 Deg)) (Continued)

	Member Label	Direction	Magnitude[lb,k-ft]	Location[ft,%]
81	MP2B	Mx	.006	2.75
82	MP2B	X	-7.118	4.75
83	MP2B	Z	-12.33	4.75
84	MP2B	Mx	.006	4.75
85	MP3A	X	-6.193	2.92
86	MP3A	Z	-10.727	2.92
87	MP3A	Mx	.006	2.92
88	MP3A	X	-6.193	4.92
89	MP3A	Z	-10.727	4.92
90	MP3A	Mx	.006	4.92
91	RRU_B2	X	-7.286	.25
92	RRU_B2	Z	-12.619	.25
93	RRU_B2	Mx	0	.25
94	RRU_C2	X	-7.286	.25
95	RRU_C2	Z	-12.619	.25
96	RRU_C2	Mx	0	.25
97	RRU_B1	X	-7.059	.25
98	RRU_B1	Z	-12.227	.25
99	RRU_B1	Mx	0	.25
100	RRU_C1	X	-7.059	.25
101	RRU_C1	Z	-12.227	.25
102	RRU_C1	Mx	0	.25
103	MP1A	X	-10.157	1.25
104	MP1A	Z	-17.592	1.25
105	MP1A	Mx	.012	1.25
106	MP1A	X	-10.157	5.25
107	MP1A	Z	-17.592	5.25
108	MP1A	Mx	.012	5.25
109	MP3C	X	-9.352	1.25
110	MP3C	Z	-16.197	1.25
111	MP3C	Mx	-.012	1.25
112	MP3C	X	-9.352	5.25
113	MP3C	Z	-16.197	5.25
114	MP3C	Mx	-.012	5.25
115	MP2A	X	-1.656	4
116	MP2A	Z	-2.869	4
117	MP2A	Mx	-.001	4
118	MP2B	X	-1.739	4
119	MP2B	Z	-3.012	4
120	MP2B	Mx	-.000931	4
121	MP2C	X	-1.656	4
122	MP2C	Z	-2.869	4
123	MP2C	Mx	.001	4
124	RRU_A2	X	-7.286	.25
125	RRU_A2	Z	-12.619	.25
126	RRU_A2	Mx	0	.25
127	RRU_A1	X	-7.059	.25
128	RRU_A1	Z	-12.227	.25
129	RRU_A1	Mx	0	.25
130	MP2A	X	-3.358	1
131	MP2A	Z	-5.817	1
132	MP2A	Mx	-.003	1

Member Point Loads (BLC 26 : Antenna Wi (330 Deg)) (Continued)

	Member Label	Direction	Magnitude[lb,k-ft]	Location[ft,%]
133	MP2B	X	-3.698	1
134	MP2B	Z	-6.406	1
135	MP2B	Mx	-.003	1
136	MP2C	X	-3.358	1
137	MP2C	Z	-5.817	1
138	MP2C	Mx	.003	1

Member Point Loads (BLC 27 : Antenna Wm (0 Deg))

	Member Label	Direction	Magnitude[lb,k-ft]	Location[ft,%]
1	ATT_6	X	0	.17
2	ATT_6	Z	-4.141	.17
3	ATT_6	Mx	0	.17
4	ATT)3	X	0	.17
5	ATT)3	Z	-4.141	.17
6	ATT)3	Mx	0	.17
7	ATT_7	X	0	.17
8	ATT_7	Z	-4.141	.17
9	ATT_7	Mx	0	.17
10	ATT_4	X	0	.17
11	ATT_4	Z	-4.668	.17
12	ATT_4	Mx	0	.17
13	ATT_1	X	0	.17
14	ATT_1	Z	-4.668	.17
15	ATT_1	Mx	0	.17
16	ATT_8	X	0	.17
17	ATT_8	Z	-4.668	.17
18	ATT_8	Mx	0	.17
19	ATT_9	X	0	.17
20	ATT_9	Z	-4.141	.17
21	ATT_9	Mx	0	.17
22	ATT_11	X	0	.17
23	ATT_11	Z	-4.141	.17
24	ATT_11	Mx	0	.17
25	ATT_10	X	0	.17
26	ATT_10	Z	-4.668	.17
27	ATT_10	Mx	0	.17
28	ATT_12	X	0	.17
29	ATT_12	Z	-4.668	.17
30	ATT_12	Mx	0	.17
31	MP1B	X	0	1.5
32	MP1B	Z	-11.273	1.5
33	MP1B	Mx	.01	1.5
34	MP1B	X	0	6
35	MP1B	Z	-11.273	6
36	MP1B	Mx	.01	6
37	MP2C	X	0	.75
38	MP2C	Z	-15.437	.75
39	MP2C	Mx	.007	.75
40	MP2C	X	0	6.75
41	MP2C	Z	-15.437	6.75
42	MP2C	Mx	.007	6.75

Member Point Loads (BLC 27 : Antenna Wm (0 Deg)) (Continued)

	Member Label	Direction	Magnitude[lb,k-ft]	Location[ft,%]
43	MP2A	X	0	.75
44	MP2A	Z	-15.437	.75
45	MP2A	Mx	.013	.75
46	MP2A	X	0	6.75
47	MP2A	Z	-15.437	6.75
48	MP2A	Mx	.013	6.75
49	MP3B	X	0	.25
50	MP3B	Z	-7.729	.25
51	MP3B	Mx	.003	.25
52	MP3B	X	0	4.58
53	MP3B	Z	-7.729	4.58
54	MP3B	Mx	.003	4.58
55	MP1B	X	0	1.5
56	MP1B	Z	-11.298	1.5
57	MP1B	Mx	.004	1.5
58	MP1B	X	0	6
59	MP1B	Z	-11.298	6
60	MP1B	Mx	.004	6
61	MP2A	X	0	.75
62	MP2A	Z	-15.43	.75
63	MP2A	Mx	-.007	.75
64	MP2A	X	0	6.75
65	MP2A	Z	-15.43	6.75
66	MP2A	Mx	-.007	6.75
67	MP2C	X	0	.75
68	MP2C	Z	-15.43	.75
69	MP2C	Mx	-.014	.75
70	MP2C	X	0	6.75
71	MP2C	Z	-15.43	6.75
72	MP2C	Mx	-.014	6.75
73	MP1C	X	0	2.92
74	MP1C	Z	-5.477	2.92
75	MP1C	Mx	-.001	2.92
76	MP1C	X	0	4.92
77	MP1C	Z	-5.477	4.92
78	MP1C	Mx	-.001	4.92
79	MP2B	X	0	2.75
80	MP2B	Z	-2.729	2.75
81	MP2B	Mx	.002	2.75
82	MP2B	X	0	4.75
83	MP2B	Z	-2.729	4.75
84	MP2B	Mx	.002	4.75
85	MP3A	X	0	2.92
86	MP3A	Z	-5.477	2.92
87	MP3A	Mx	.001	2.92
88	MP3A	X	0	4.92
89	MP3A	Z	-5.477	4.92
90	MP3A	Mx	.001	4.92
91	RRU_B2	X	0	.25
92	RRU_B2	Z	-4.693	.25
93	RRU_B2	Mx	0	.25
94	RRU_C2	X	0	.25

Member Point Loads (BLC 27 : Antenna Wm (0 Deg)) (Continued)

	Member Label	Direction	Magnitude[lb,k-ft]	Location[ft,%]
95	RRU_C2	Z	-4.693	.25
96	RRU_C2	Mx	0	.25
97	RRU_B1	X	0	.25
98	RRU_B1	Z	-4.693	.25
99	RRU_B1	Mx	0	.25
100	RRU_C1	X	0	.25
101	RRU_C1	Z	-4.693	.25
102	RRU_C1	Mx	0	.25
103	MP1A	X	0	1.25
104	MP1A	Z	-8.428	1.25
105	MP1A	Mx	.003	1.25
106	MP1A	X	0	5.25
107	MP1A	Z	-8.428	5.25
108	MP1A	Mx	.003	5.25
109	MP3C	X	0	1.25
110	MP3C	Z	-5.346	1.25
111	MP3C	Mx	-.004	1.25
112	MP3C	X	0	5.25
113	MP3C	Z	-5.346	5.25
114	MP3C	Mx	-.004	5.25
115	MP2A	X	0	4
116	MP2A	Z	-.895	4
117	MP2A	Mx	-.000128	4
118	MP2B	X	0	4
119	MP2B	Z	-.676	4
120	MP2B	Mx	-.000265	4
121	MP2C	X	0	4
122	MP2C	Z	-.895	4
123	MP2C	Mx	.000128	4
124	RRU_A2	X	0	.25
125	RRU_A2	Z	-4.693	.25
126	RRU_A2	Mx	0	.25
127	RRU_A1	X	0	.25
128	RRU_A1	Z	-4.693	.25
129	RRU_A1	Mx	0	.25
130	MP2A	X	0	1
131	MP2A	Z	-2.363	1
132	MP2A	Mx	-.000539	1
133	MP2B	X	0	1
134	MP2B	Z	-1.404	1
135	MP2B	Mx	-.00088	1
136	MP2C	X	0	1
137	MP2C	Z	-2.363	1
138	MP2C	Mx	.000539	1

Member Point Loads (BLC 28 : Antenna Wm (30 Deg))

	Member Label	Direction	Magnitude[lb,k-ft]	Location[ft,%]
1	ATT_6	X	1.759	.17
2	ATT_6	Z	-3.046	.17
3	ATT_6	Mx	0	.17
4	ATT)3	X	1.759	.17

Member Point Loads (BLC 28 : Antenna Wm (30 Deg)) (Continued)

	Member Label	Direction	Magnitude[lb,k-ft]	Location[ft,%]
5	ATT)3	Z	-3.046	.17
6	ATT)3	Mx	0	.17
7	ATT_7	X	1.759	.17
8	ATT_7	Z	-3.046	.17
9	ATT_7	Mx	0	.17
10	ATT_4	X	1.869	.17
11	ATT_4	Z	-3.238	.17
12	ATT_4	Mx	0	.17
13	ATT_1	X	1.869	.17
14	ATT_1	Z	-3.238	.17
15	ATT_1	Mx	0	.17
16	ATT_8	X	1.869	.17
17	ATT_8	Z	-3.238	.17
18	ATT_8	Mx	0	.17
19	ATT_9	X	1.759	.17
20	ATT_9	Z	-3.046	.17
21	ATT_9	Mx	0	.17
22	ATT_11	X	1.759	.17
23	ATT_11	Z	-3.046	.17
24	ATT_11	Mx	0	.17
25	ATT_10	X	1.869	.17
26	ATT_10	Z	-3.238	.17
27	ATT_10	Mx	0	.17
28	ATT_12	X	1.869	.17
29	ATT_12	Z	-3.238	.17
30	ATT_12	Mx	0	.17
31	MP1B	X	5.401	1.5
32	MP1B	Z	-9.354	1.5
33	MP1B	Mx	.006	1.5
34	MP1B	X	5.401	6
35	MP1B	Z	-9.354	6
36	MP1B	Mx	.006	6
37	MP2C	X	7.955	.75
38	MP2C	Z	-13.778	.75
39	MP2C	Mx	.013	.75
40	MP2C	X	7.955	6.75
41	MP2C	Z	-13.778	6.75
42	MP2C	Mx	.013	6.75
43	MP2A	X	7.955	.75
44	MP2A	Z	-13.778	.75
45	MP2A	Mx	.009	.75
46	MP2A	X	7.955	6.75
47	MP2A	Z	-13.778	6.75
48	MP2A	Mx	.009	6.75
49	MP3B	X	2.859	.25
50	MP3B	Z	-4.952	.25
51	MP3B	Mx	.004	.25
52	MP3B	X	2.859	4.58
53	MP3B	Z	-4.952	4.58
54	MP3B	Mx	.004	4.58
55	MP1B	X	5.415	1.5
56	MP1B	Z	-9.378	1.5

Member Point Loads (BLC 28 : Antenna Wm (30 Deg)) (Continued)

	Member Label	Direction	Magnitude[lb,k-ft]	Location[ft,%]
57	MP1B	Mx	.008	1.5
58	MP1B	X	5.415	6
59	MP1B	Z	-9.378	6
60	MP1B	Mx	.008	6
61	MP2A	X	7.949	.75
62	MP2A	Z	-13.768	.75
63	MP2A	Mx	-.013	.75
64	MP2A	X	7.949	6.75
65	MP2A	Z	-13.768	6.75
66	MP2A	Mx	-.013	6.75
67	MP2C	X	7.949	.75
68	MP2C	Z	-13.768	.75
69	MP2C	Mx	-.009	.75
70	MP2C	X	7.949	6.75
71	MP2C	Z	-13.768	6.75
72	MP2C	Mx	-.009	6.75
73	MP1C	X	2.895	2.92
74	MP1C	Z	-5.013	2.92
75	MP1C	Mx	.000671	2.92
76	MP1C	X	2.895	4.92
77	MP1C	Z	-5.013	4.92
78	MP1C	Mx	.000671	4.92
79	MP2B	X	1.208	2.75
80	MP2B	Z	-2.093	2.75
81	MP2B	Mx	.002	2.75
82	MP2B	X	1.208	4.75
83	MP2B	Z	-2.093	4.75
84	MP2B	Mx	.002	4.75
85	MP3A	X	2.895	2.92
86	MP3A	Z	-5.013	2.92
87	MP3A	Mx	-.000671	2.92
88	MP3A	X	2.895	4.92
89	MP3A	Z	-5.013	4.92
90	MP3A	Mx	-.000671	4.92
91	RRU B2	X	2.152	.25
92	RRU B2	Z	-3.727	.25
93	RRU B2	Mx	0	.25
94	RRU C2	X	2.152	.25
95	RRU C2	Z	-3.727	.25
96	RRU C2	Mx	0	.25
97	RRU B1	X	2.077	.25
98	RRU B1	Z	-3.598	.25
99	RRU B1	Mx	0	.25
100	RRU C1	X	2.077	.25
101	RRU C1	Z	-3.598	.25
102	RRU C1	Mx	0	.25
103	MP1A	X	4.749	1.25
104	MP1A	Z	-8.226	1.25
105	MP1A	Mx	0	1.25
106	MP1A	X	4.749	5.25
107	MP1A	Z	-8.226	5.25
108	MP1A	Mx	0	5.25

Member Point Loads (BLC 28 : Antenna Wm (30 Deg)) (Continued)

	Member Label	Direction	Magnitude[lb,k-ft]	Location[ft,%]
109	MP3C	X	3.493	1.25
110	MP3C	Z	-6.05	1.25
111	MP3C	Mx	-.004	1.25
112	MP3C	X	3.493	5.25
113	MP3C	Z	-6.05	5.25
114	MP3C	Mx	-.004	5.25
115	MP2A	X	.46	4
116	MP2A	Z	-.797	4
117	MP2A	Mx	6.7e-5	4
118	MP2B	X	.326	4
119	MP2B	Z	-.564	4
120	MP2B	Mx	-.000267	4
121	MP2C	X	.46	4
122	MP2C	Z	-.797	4
123	MP2C	Mx	-6.7e-5	4
124	RRU_A2	X	2.152	.25
125	RRU_A2	Z	-3.727	.25
126	RRU_A2	Mx	0	.25
127	RRU_A1	X	2.077	.25
128	RRU_A1	Z	-3.598	.25
129	RRU_A1	Mx	0	.25
130	MP2A	X	1.236	1
131	MP2A	Z	-2.141	1
132	MP2A	Mx	.000286	1
133	MP2B	X	.648	1
134	MP2B	Z	-1.122	1
135	MP2B	Mx	-.000851	1
136	MP2C	X	1.236	1
137	MP2C	Z	-2.141	1
138	MP2C	Mx	-.000286	1

Member Point Loads (BLC 29 : Antenna Wm (60 Deg))

	Member Label	Direction	Magnitude[lb,k-ft]	Location[ft,%]
1	ATT_6	X	1.966	.17
2	ATT_6	Z	-1.135	.17
3	ATT_6	Mx	0	.17
4	ATT)3	X	1.966	.17
5	ATT)3	Z	-1.135	.17
6	ATT)3	Mx	0	.17
7	ATT_7	X	1.966	.17
8	ATT_7	Z	-1.135	.17
9	ATT_7	Mx	0	.17
10	ATT_4	X	1.629	.17
11	ATT_4	Z	-.941	.17
12	ATT_4	Mx	0	.17
13	ATT_1	X	1.629	.17
14	ATT_1	Z	-.941	.17
15	ATT_1	Mx	0	.17
16	ATT_8	X	1.629	.17
17	ATT_8	Z	-.941	.17
18	ATT_8	Mx	0	.17

Member Point Loads (BLC 29 : Antenna Wm (60 Deg)) (Continued)

	Member Label	Direction	Magnitude[lb,k-ft]	Location[ft,%]
19	ATT_9	X	1.966	.17
20	ATT_9	Z	-1.135	.17
21	ATT_9	Mx	0	.17
22	ATT_11	X	1.966	.17
23	ATT_11	Z	-1.135	.17
24	ATT_11	Mx	0	.17
25	ATT_10	X	1.629	.17
26	ATT_10	Z	-.941	.17
27	ATT_10	Mx	0	.17
28	ATT_12	X	1.629	.17
29	ATT_12	Z	-.941	.17
30	ATT_12	Mx	0	.17
31	MP1B	X	11.157	1.5
32	MP1B	Z	-6.442	1.5
33	MP1B	Mx	.000714	1.5
34	MP1B	X	11.157	6
35	MP1B	Z	-6.442	6
36	MP1B	Mx	.000714	6
37	MP2C	X	11.975	.75
38	MP2C	Z	-6.914	.75
39	MP2C	Mx	.013	.75
40	MP2C	X	11.975	6.75
41	MP2C	Z	-6.914	6.75
42	MP2C	Mx	.013	6.75
43	MP2A	X	11.975	.75
44	MP2A	Z	-6.914	.75
45	MP2A	Mx	.001	.75
46	MP2A	X	11.975	6.75
47	MP2A	Z	-6.914	6.75
48	MP2A	Mx	.001	6.75
49	MP3B	X	4.63	.25
50	MP3B	Z	-2.673	.25
51	MP3B	Mx	.004	.25
52	MP3B	X	4.63	4.58
53	MP3B	Z	-2.673	4.58
54	MP3B	Mx	.004	4.58
55	MP1B	X	11.168	1.5
56	MP1B	Z	-6.448	1.5
57	MP1B	Mx	.012	1.5
58	MP1B	X	11.168	6
59	MP1B	Z	-6.448	6
60	MP1B	Mx	.012	6
61	MP2A	X	11.979	.75
62	MP2A	Z	-6.916	.75
63	MP2A	Mx	-.013	.75
64	MP2A	X	11.979	6.75
65	MP2A	Z	-6.916	6.75
66	MP2A	Mx	-.013	6.75
67	MP2C	X	11.979	.75
68	MP2C	Z	-6.916	.75
69	MP2C	Mx	-.002	.75
70	MP2C	X	11.979	6.75

Member Point Loads (BLC 29 : Antenna Wm (60 Deg)) (Continued)

	Member Label	Direction	Magnitude[lb,k-ft]	Location[ft,%]
71	MP2C	Z	-6.916	6.75
72	MP2C	Mx	-.002	6.75
73	MP1C	X	3.823	2.92
74	MP1C	Z	-2.207	2.92
75	MP1C	Mx	.002	2.92
76	MP1C	X	3.823	4.92
77	MP1C	Z	-2.207	4.92
78	MP1C	Mx	.002	4.92
79	MP2B	X	3.283	2.75
80	MP2B	Z	-1.896	2.75
81	MP2B	Mx	.002	2.75
82	MP2B	X	3.283	4.75
83	MP2B	Z	-1.896	4.75
84	MP2B	Mx	.002	4.75
85	MP3A	X	3.823	2.92
86	MP3A	Z	-2.207	2.92
87	MP3A	Mx	-.002	2.92
88	MP3A	X	3.823	4.92
89	MP3A	Z	-2.207	4.92
90	MP3A	Mx	-.002	4.92
91	RRU_B2	X	3.053	.25
92	RRU_B2	Z	-1.763	.25
93	RRU_B2	Mx	0	.25
94	RRU_C2	X	3.053	.25
95	RRU_C2	Z	-1.763	.25
96	RRU_C2	Mx	0	.25
97	RRU_B1	X	2.666	.25
98	RRU_B1	Z	-1.539	.25
99	RRU_B1	Mx	0	.25
100	RRU_C1	X	2.666	.25
101	RRU_C1	Z	-1.539	.25
102	RRU_C1	Mx	0	.25
103	MP1A	X	7.299	1.25
104	MP1A	Z	-4.214	1.25
105	MP1A	Mx	-.003	1.25
106	MP1A	X	7.299	5.25
107	MP1A	Z	-4.214	5.25
108	MP1A	Mx	-.003	5.25
109	MP3C	X	7.792	1.25
110	MP3C	Z	-4.499	1.25
111	MP3C	Mx	-.002	1.25
112	MP3C	X	7.792	5.25
113	MP3C	Z	-4.499	5.25
114	MP3C	Mx	-.002	5.25
115	MP2A	X	.702	4
116	MP2A	Z	-.405	4
117	MP2A	Mx	.000217	4
118	MP2B	X	.659	4
119	MP2B	Z	-.38	4
120	MP2B	Mx	-.000243	4
121	MP2C	X	.702	4
122	MP2C	Z	-.405	4

Member Point Loads (BLC 29 : Antenna Wm (60 Deg)) (Continued)

	Member Label	Direction	Magnitude[lb,k-ft]	Location[ft,%]
123	MP2C	Mx	-.000217	4
124	RRU_A2	X	3.053	.25
125	RRU_A2	Z	-1.763	.25
126	RRU_A2	Mx	0	.25
127	RRU_A1	X	2.666	.25
128	RRU_A1	Z	-1.539	.25
129	RRU_A1	Mx	0	.25
130	MP2A	X	1.725	1
131	MP2A	Z	-.996	1
132	MP2A	Mx	.000854	1
133	MP2B	X	1.537	1
134	MP2B	Z	-.887	1
135	MP2B	Mx	-.000906	1
136	MP2C	X	1.725	1
137	MP2C	Z	-.996	1
138	MP2C	Mx	-.000854	1

Member Point Loads (BLC 30 : Antenna Wm (90 Deg))

	Member Label	Direction	Magnitude[lb,k-ft]	Location[ft,%]
1	ATT_6	X	1.647	.17
2	ATT_6	Z	0	.17
3	ATT_6	Mx	0	.17
4	ATT)3	X	1.647	.17
5	ATT)3	Z	0	.17
6	ATT)3	Mx	0	.17
7	ATT_7	X	1.647	.17
8	ATT_7	Z	0	.17
9	ATT_7	Mx	0	.17
10	ATT_4	X	.953	.17
11	ATT_4	Z	0	.17
12	ATT_4	Mx	0	.17
13	ATT_1	X	.953	.17
14	ATT_1	Z	0	.17
15	ATT_1	Mx	0	.17
16	ATT_8	X	.953	.17
17	ATT_8	Z	0	.17
18	ATT_8	Mx	0	.17
19	ATT_9	X	1.647	.17
20	ATT_9	Z	0	.17
21	ATT_9	Mx	0	.17
22	ATT_11	X	1.647	.17
23	ATT_11	Z	0	.17
24	ATT_11	Mx	0	.17
25	ATT_10	X	.953	.17
26	ATT_10	Z	0	.17
27	ATT_10	Mx	0	.17
28	ATT_12	X	.953	.17
29	ATT_12	Z	0	.17
30	ATT_12	Mx	0	.17
31	MP1B	X	15.437	1.5
32	MP1B	Z	0	1.5

Member Point Loads (BLC 30 : Antenna Wm (90 Deg)) (Continued)

	Member Label	Direction	Magnitude[lb,k-ft]	Location[ft,%]
33	MP1B	Mx	-.007	1.5
34	MP1B	X	15.437	6
35	MP1B	Z	0	6
36	MP1B	Mx	-.007	6
37	MP2C	X	11.273	.75
38	MP2C	Z	0	.75
39	MP2C	Mx	.01	.75
40	MP2C	X	11.273	6.75
41	MP2C	Z	0	6.75
42	MP2C	Mx	.01	6.75
43	MP2A	X	11.273	.75
44	MP2A	Z	0	.75
45	MP2A	Mx	-.004	.75
46	MP2A	X	11.273	6.75
47	MP2A	Z	0	6.75
48	MP2A	Mx	-.004	6.75
49	MP3B	X	6.986	.25
50	MP3B	Z	0	.25
51	MP3B	Mx	.004	.25
52	MP3B	X	6.986	4.58
53	MP3B	Z	0	4.58
54	MP3B	Mx	.004	4.58
55	MP1B	X	15.43	1.5
56	MP1B	Z	0	1.5
57	MP1B	Mx	.014	1.5
58	MP1B	X	15.43	6
59	MP1B	Z	0	6
60	MP1B	Mx	.014	6
61	MP2A	X	11.298	.75
62	MP2A	Z	0	.75
63	MP2A	Mx	-.01	.75
64	MP2A	X	11.298	6.75
65	MP2A	Z	0	6.75
66	MP2A	Mx	-.01	6.75
67	MP2C	X	11.298	.75
68	MP2C	Z	0	.75
69	MP2C	Mx	.004	.75
70	MP2C	X	11.298	6.75
71	MP2C	Z	0	6.75
72	MP2C	Mx	.004	6.75
73	MP1C	X	2.729	2.92
74	MP1C	Z	0	2.92
75	MP1C	Mx	.002	2.92
76	MP1C	X	2.729	4.92
77	MP1C	Z	0	4.92
78	MP1C	Mx	.002	4.92
79	MP2B	X	5.477	2.75
80	MP2B	Z	0	2.75
81	MP2B	Mx	.001	2.75
82	MP2B	X	5.477	4.75
83	MP2B	Z	0	4.75
84	MP2B	Mx	.001	4.75

Member Point Loads (BLC 30 : Antenna Wm (90 Deg)) (Continued)

	Member Label	Direction	Magnitude[lb,k-ft]	Location[ft,%]
85	MP3A	X	2.729	2.92
86	MP3A	Z	0	2.92
87	MP3A	Mx	-.002	2.92
88	MP3A	X	2.729	4.92
89	MP3A	Z	0	4.92
90	MP3A	Mx	-.002	4.92
91	RRU_B2	X	3.137	.25
92	RRU_B2	Z	0	.25
93	RRU_B2	Mx	0	.25
94	RRU_C2	X	3.137	.25
95	RRU_C2	Z	0	.25
96	RRU_C2	Mx	0	.25
97	RRU_B1	X	2.541	.25
98	RRU_B1	Z	0	.25
99	RRU_B1	Mx	0	.25
100	RRU_C1	X	2.541	.25
101	RRU_C1	Z	0	.25
102	RRU_C1	Mx	0	.25
103	MP1A	X	6.288	1.25
104	MP1A	Z	0	1.25
105	MP1A	Mx	-.004	1.25
106	MP1A	X	6.288	5.25
107	MP1A	Z	0	5.25
108	MP1A	Mx	-.004	5.25
109	MP3C	X	9.369	1.25
110	MP3C	Z	0	1.25
111	MP3C	Mx	.001	1.25
112	MP3C	X	9.369	5.25
113	MP3C	Z	0	5.25
114	MP3C	Mx	.001	5.25
115	MP2A	X	.676	4
116	MP2A	Z	0	4
117	MP2A	Mx	.000265	4
118	MP2B	X	.895	4
119	MP2B	Z	0	4
120	MP2B	Mx	-.000128	4
121	MP2C	X	.676	4
122	MP2C	Z	0	4
123	MP2C	Mx	-.000265	4
124	RRU_A2	X	3.137	.25
125	RRU_A2	Z	0	.25
126	RRU_A2	Mx	0	.25
127	RRU_A1	X	2.541	.25
128	RRU_A1	Z	0	.25
129	RRU_A1	Mx	0	.25
130	MP2A	X	1.404	1
131	MP2A	Z	0	1
132	MP2A	Mx	.00088	1
133	MP2B	X	2.363	1
134	MP2B	Z	0	1
135	MP2B	Mx	-.000539	1
136	MP2C	X	1.404	1

Member Point Loads (BLC 30 : Antenna Wm (90 Deg)) (Continued)

	Member Label	Direction	Magnitude[lb,k-ft]	Location[ft,%]
137	MP2C	Z	0	1
138	MP2C	Mx	-.00088	1

Member Point Loads (BLC 31 : Antenna Wm (120 Deg))

	Member Label	Direction	Magnitude[lb,k-ft]	Location[ft,%]
1	ATT_6	X	1.966	.17
2	ATT_6	Z	1.135	.17
3	ATT_6	Mx	0	.17
4	ATT)3	X	1.966	.17
5	ATT)3	Z	1.135	.17
6	ATT)3	Mx	0	.17
7	ATT_7	X	1.966	.17
8	ATT_7	Z	1.135	.17
9	ATT_7	Mx	0	.17
10	ATT_4	X	1.629	.17
11	ATT_4	Z	.941	.17
12	ATT_4	Mx	0	.17
13	ATT_1	X	1.629	.17
14	ATT_1	Z	.941	.17
15	ATT_1	Mx	0	.17
16	ATT_8	X	1.629	.17
17	ATT_8	Z	.941	.17
18	ATT_8	Mx	0	.17
19	ATT_9	X	1.966	.17
20	ATT_9	Z	1.135	.17
21	ATT_9	Mx	0	.17
22	ATT_11	X	1.966	.17
23	ATT_11	Z	1.135	.17
24	ATT_11	Mx	0	.17
25	ATT_10	X	1.629	.17
26	ATT_10	Z	.941	.17
27	ATT_10	Mx	0	.17
28	ATT_12	X	1.629	.17
29	ATT_12	Z	.941	.17
30	ATT_12	Mx	0	.17
31	MP1B	X	13.778	1.5
32	MP1B	Z	7.955	1.5
33	MP1B	Mx	-.013	1.5
34	MP1B	X	13.778	6
35	MP1B	Z	7.955	6
36	MP1B	Mx	-.013	6
37	MP2C	X	9.354	.75
38	MP2C	Z	5.401	.75
39	MP2C	Mx	.006	.75
40	MP2C	X	9.354	6.75
41	MP2C	Z	5.401	6.75
42	MP2C	Mx	.006	6.75
43	MP2A	X	9.354	.75
44	MP2A	Z	5.401	.75
45	MP2A	Mx	-.008	.75
46	MP2A	X	9.354	6.75

Member Point Loads (BLC 31 : Antenna Wm (120 Deg)) (Continued)

	Member Label	Direction	Magnitude[lb,k-ft]	Location[ft,%]
47	MP2A	Z	5.401	6.75
48	MP2A	Mx	-.008	6.75
49	MP3B	X	7.792	.25
50	MP3B	Z	4.499	.25
51	MP3B	Mx	.002	.25
52	MP3B	X	7.792	4.58
53	MP3B	Z	4.499	4.58
54	MP3B	Mx	.002	4.58
55	MP1B	X	13.768	1.5
56	MP1B	Z	7.949	1.5
57	MP1B	Mx	.009	1.5
58	MP1B	X	13.768	6
59	MP1B	Z	7.949	6
60	MP1B	Mx	.009	6
61	MP2A	X	9.378	.75
62	MP2A	Z	5.415	.75
63	MP2A	Mx	-.006	.75
64	MP2A	X	9.378	6.75
65	MP2A	Z	5.415	6.75
66	MP2A	Mx	-.006	6.75
67	MP2C	X	9.378	.75
68	MP2C	Z	5.415	.75
69	MP2C	Mx	.008	.75
70	MP2C	X	9.378	6.75
71	MP2C	Z	5.415	6.75
72	MP2C	Mx	.008	6.75
73	MP1C	X	2.093	2.92
74	MP1C	Z	1.208	2.92
75	MP1C	Mx	.002	2.92
76	MP1C	X	2.093	4.92
77	MP1C	Z	1.208	4.92
78	MP1C	Mx	.002	4.92
79	MP2B	X	5.013	2.75
80	MP2B	Z	2.895	2.75
81	MP2B	Mx	-.000671	2.75
82	MP2B	X	5.013	4.75
83	MP2B	Z	2.895	4.75
84	MP2B	Mx	-.000671	4.75
85	MP3A	X	2.093	2.92
86	MP3A	Z	1.208	2.92
87	MP3A	Mx	-.002	2.92
88	MP3A	X	2.093	4.92
89	MP3A	Z	1.208	4.92
90	MP3A	Mx	-.002	4.92
91	RRU_B2	X	3.053	.25
92	RRU_B2	Z	1.763	.25
93	RRU_B2	Mx	0	.25
94	RRU_C2	X	3.053	.25
95	RRU_C2	Z	1.763	.25
96	RRU_C2	Mx	0	.25
97	RRU_B1	X	2.666	.25
98	RRU_B1	Z	1.539	.25

Member Point Loads (BLC 31 : Antenna Wm (120 Deg)) (Continued)

	Member Label	Direction	Magnitude[lb,k-ft]	Location[ft,%]
99	RRU_B1	Mx	0	.25
100	RRU_C1	X	2.666	.25
101	RRU_C1	Z	1.539	.25
102	RRU_C1	Mx	0	.25
103	MP1A	X	4.518	1.25
104	MP1A	Z	2.609	1.25
105	MP1A	Mx	-.003	1.25
106	MP1A	X	4.518	5.25
107	MP1A	Z	2.609	5.25
108	MP1A	Mx	-.003	5.25
109	MP3C	X	6.694	1.25
110	MP3C	Z	3.865	1.25
111	MP3C	Mx	.003	1.25
112	MP3C	X	6.694	5.25
113	MP3C	Z	3.865	5.25
114	MP3C	Mx	.003	5.25
115	MP2A	X	.564	4
116	MP2A	Z	.326	4
117	MP2A	Mx	.000267	4
118	MP2B	X	.797	4
119	MP2B	Z	.46	4
120	MP2B	Mx	6.7e-5	4
121	MP2C	X	.564	4
122	MP2C	Z	.326	4
123	MP2C	Mx	-.000267	4
124	RRU_A2	X	3.053	.25
125	RRU_A2	Z	1.763	.25
126	RRU_A2	Mx	0	.25
127	RRU_A1	X	2.666	.25
128	RRU_A1	Z	1.539	.25
129	RRU_A1	Mx	0	.25
130	MP2A	X	1.122	1
131	MP2A	Z	.648	1
132	MP2A	Mx	.000851	1
133	MP2B	X	2.141	1
134	MP2B	Z	1.236	1
135	MP2B	Mx	.000286	1
136	MP2C	X	1.122	1
137	MP2C	Z	.648	1
138	MP2C	Mx	-.000851	1

Member Point Loads (BLC 32 : Antenna Wm (150 Deg))

	Member Label	Direction	Magnitude[lb,k-ft]	Location[ft,%]
1	ATT_6	X	1.759	.17
2	ATT_6	Z	3.046	.17
3	ATT_6	Mx	0	.17
4	ATT)3	X	1.759	.17
5	ATT)3	Z	3.046	.17
6	ATT)3	Mx	0	.17
7	ATT_7	X	1.759	.17
8	ATT_7	Z	3.046	.17

Member Point Loads (BLC 32 : Antenna Wm (150 Deg)) (Continued)

	Member Label	Direction	Magnitude[lb,k-ft]	Location[ft,%]
9	ATT_7	Mx	0	.17
10	ATT_4	X	1.869	.17
11	ATT_4	Z	3.238	.17
12	ATT_4	Mx	0	.17
13	ATT_1	X	1.869	.17
14	ATT_1	Z	3.238	.17
15	ATT_1	Mx	0	.17
16	ATT_8	X	1.869	.17
17	ATT_8	Z	3.238	.17
18	ATT_8	Mx	0	.17
19	ATT_9	X	1.759	.17
20	ATT_9	Z	3.046	.17
21	ATT_9	Mx	0	.17
22	ATT_11	X	1.759	.17
23	ATT_11	Z	3.046	.17
24	ATT_11	Mx	0	.17
25	ATT_10	X	1.869	.17
26	ATT_10	Z	3.238	.17
27	ATT_10	Mx	0	.17
28	ATT_12	X	1.869	.17
29	ATT_12	Z	3.238	.17
30	ATT_12	Mx	0	.17
31	MP1B	X	6.914	1.5
32	MP1B	Z	11.975	1.5
33	MP1B	Mx	-.013	1.5
34	MP1B	X	6.914	6
35	MP1B	Z	11.975	6
36	MP1B	Mx	-.013	6
37	MP2C	X	6.442	.75
38	MP2C	Z	11.157	.75
39	MP2C	Mx	.000714	.75
40	MP2C	X	6.442	6.75
41	MP2C	Z	11.157	6.75
42	MP2C	Mx	.000714	6.75
43	MP2A	X	6.442	.75
44	MP2A	Z	11.157	.75
45	MP2A	Mx	-.012	.75
46	MP2A	X	6.442	6.75
47	MP2A	Z	11.157	6.75
48	MP2A	Mx	-.012	6.75
49	MP3B	X	4.685	.25
50	MP3B	Z	8.114	.25
51	MP3B	Mx	-.001	.25
52	MP3B	X	4.685	4.58
53	MP3B	Z	8.114	4.58
54	MP3B	Mx	-.001	4.58
55	MP1B	X	6.916	1.5
56	MP1B	Z	11.979	1.5
57	MP1B	Mx	.002	1.5
58	MP1B	X	6.916	6
59	MP1B	Z	11.979	6
60	MP1B	Mx	.002	6

Member Point Loads (BLC 32 : Antenna Wm (150 Deg)) (Continued)

	Member Label	Direction	Magnitude[lb,k-ft]	Location[ft,%]
61	MP2A	X	6.448	.75
62	MP2A	Z	11.168	.75
63	MP2A	Mx	-.000714	.75
64	MP2A	X	6.448	6.75
65	MP2A	Z	11.168	6.75
66	MP2A	Mx	-.000714	6.75
67	MP2C	X	6.448	.75
68	MP2C	Z	11.168	.75
69	MP2C	Mx	.012	.75
70	MP2C	X	6.448	6.75
71	MP2C	Z	11.168	6.75
72	MP2C	Mx	.012	6.75
73	MP1C	X	1.896	2.92
74	MP1C	Z	3.283	2.92
75	MP1C	Mx	.002	2.92
76	MP1C	X	1.896	4.92
77	MP1C	Z	3.283	4.92
78	MP1C	Mx	.002	4.92
79	MP2B	X	2.207	2.75
80	MP2B	Z	3.823	2.75
81	MP2B	Mx	-.002	2.75
82	MP2B	X	2.207	4.75
83	MP2B	Z	3.823	4.75
84	MP2B	Mx	-.002	4.75
85	MP3A	X	1.896	2.92
86	MP3A	Z	3.283	2.92
87	MP3A	Mx	-.002	2.92
88	MP3A	X	1.896	4.92
89	MP3A	Z	3.283	4.92
90	MP3A	Mx	-.002	4.92
91	RRU_B2	X	2.152	.25
92	RRU_B2	Z	3.727	.25
93	RRU_B2	Mx	0	.25
94	RRU_C2	X	2.152	.25
95	RRU_C2	Z	3.727	.25
96	RRU_C2	Mx	0	.25
97	RRU_B1	X	2.077	.25
98	RRU_B1	Z	3.598	.25
99	RRU_B1	Mx	0	.25
100	RRU_C1	X	2.077	.25
101	RRU_C1	Z	3.598	.25
102	RRU_C1	Mx	0	.25
103	MP1A	X	3.144	1.25
104	MP1A	Z	5.445	1.25
105	MP1A	Mx	-.004	1.25
106	MP1A	X	3.144	5.25
107	MP1A	Z	5.445	5.25
108	MP1A	Mx	-.004	5.25
109	MP3C	X	2.859	1.25
110	MP3C	Z	4.952	1.25
111	MP3C	Mx	.004	1.25
112	MP3C	X	2.859	5.25

Member Point Loads (BLC 32 : Antenna Wm (150 Deg)) (Continued)

	Member Label	Direction	Magnitude[lb,k-ft]	Location[ft,%]
113	MP3C	Z	4.952	5.25
114	MP3C	Mx	.004	5.25
115	MP2A	X	.38	4
116	MP2A	Z	.659	4
117	MP2A	Mx	.000243	4
118	MP2B	X	.405	4
119	MP2B	Z	.702	4
120	MP2B	Mx	.000217	4
121	MP2C	X	.38	4
122	MP2C	Z	.659	4
123	MP2C	Mx	-.000243	4
124	RRU_A2	X	2.152	.25
125	RRU_A2	Z	3.727	.25
126	RRU_A2	Mx	0	.25
127	RRU_A1	X	2.077	.25
128	RRU_A1	Z	3.598	.25
129	RRU_A1	Mx	0	.25
130	MP2A	X	.887	1
131	MP2A	Z	1.537	1
132	MP2A	Mx	.000906	1
133	MP2B	X	.996	1
134	MP2B	Z	1.725	1
135	MP2B	Mx	.000854	1
136	MP2C	X	.887	1
137	MP2C	Z	1.537	1
138	MP2C	Mx	-.000906	1

Member Point Loads (BLC 33 : Antenna Wm (180 Deg))

	Member Label	Direction	Magnitude[lb,k-ft]	Location[ft,%]
1	ATT_6	X	0	.17
2	ATT_6	Z	4.141	.17
3	ATT_6	Mx	0	.17
4	ATT)3	X	0	.17
5	ATT)3	Z	4.141	.17
6	ATT)3	Mx	0	.17
7	ATT_7	X	0	.17
8	ATT_7	Z	4.141	.17
9	ATT_7	Mx	0	.17
10	ATT_4	X	0	.17
11	ATT_4	Z	4.668	.17
12	ATT_4	Mx	0	.17
13	ATT_1	X	0	.17
14	ATT_1	Z	4.668	.17
15	ATT_1	Mx	0	.17
16	ATT_8	X	0	.17
17	ATT_8	Z	4.668	.17
18	ATT_8	Mx	0	.17
19	ATT_9	X	0	.17
20	ATT_9	Z	4.141	.17
21	ATT_9	Mx	0	.17
22	ATT_11	X	0	.17

Member Point Loads (BLC 33 : Antenna Wm (180 Deg)) (Continued)

	Member Label	Direction	Magnitude[lb,k-ft]	Location[ft,%]
23	ATT_11	Z	4.141	.17
24	ATT_11	Mx	0	.17
25	ATT_10	X	0	.17
26	ATT_10	Z	4.668	.17
27	ATT_10	Mx	0	.17
28	ATT_12	X	0	.17
29	ATT_12	Z	4.668	.17
30	ATT_12	Mx	0	.17
31	MP1B	X	0	1.5
32	MP1B	Z	11.273	1.5
33	MP1B	Mx	-.01	1.5
34	MP1B	X	0	6
35	MP1B	Z	11.273	6
36	MP1B	Mx	-.01	6
37	MP2C	X	0	.75
38	MP2C	Z	15.437	.75
39	MP2C	Mx	-.007	.75
40	MP2C	X	0	6.75
41	MP2C	Z	15.437	6.75
42	MP2C	Mx	-.007	6.75
43	MP2A	X	0	.75
44	MP2A	Z	15.437	.75
45	MP2A	Mx	-.013	.75
46	MP2A	X	0	6.75
47	MP2A	Z	15.437	6.75
48	MP2A	Mx	-.013	6.75
49	MP3B	X	0	.25
50	MP3B	Z	7.729	.25
51	MP3B	Mx	-.003	.25
52	MP3B	X	0	4.58
53	MP3B	Z	7.729	4.58
54	MP3B	Mx	-.003	4.58
55	MP1B	X	0	1.5
56	MP1B	Z	11.298	1.5
57	MP1B	Mx	-.004	1.5
58	MP1B	X	0	6
59	MP1B	Z	11.298	6
60	MP1B	Mx	-.004	6
61	MP2A	X	0	.75
62	MP2A	Z	15.43	.75
63	MP2A	Mx	.007	.75
64	MP2A	X	0	6.75
65	MP2A	Z	15.43	6.75
66	MP2A	Mx	.007	6.75
67	MP2C	X	0	.75
68	MP2C	Z	15.43	.75
69	MP2C	Mx	.014	.75
70	MP2C	X	0	6.75
71	MP2C	Z	15.43	6.75
72	MP2C	Mx	.014	6.75
73	MP1C	X	0	2.92
74	MP1C	Z	5.477	2.92

Member Point Loads (BLC 33 : Antenna Wm (180 Deg)) (Continued)

	Member Label	Direction	Magnitude[lb,k-ft]	Location[ft,%]
75	MP1C	Mx	.001	2.92
76	MP1C	X	0	4.92
77	MP1C	Z	5.477	4.92
78	MP1C	Mx	.001	4.92
79	MP2B	X	0	2.75
80	MP2B	Z	2.729	2.75
81	MP2B	Mx	-.002	2.75
82	MP2B	X	0	4.75
83	MP2B	Z	2.729	4.75
84	MP2B	Mx	-.002	4.75
85	MP3A	X	0	2.92
86	MP3A	Z	5.477	2.92
87	MP3A	Mx	-.001	2.92
88	MP3A	X	0	4.92
89	MP3A	Z	5.477	4.92
90	MP3A	Mx	-.001	4.92
91	RRU_B2	X	0	.25
92	RRU_B2	Z	4.693	.25
93	RRU_B2	Mx	0	.25
94	RRU_C2	X	0	.25
95	RRU_C2	Z	4.693	.25
96	RRU_C2	Mx	0	.25
97	RRU_B1	X	0	.25
98	RRU_B1	Z	4.693	.25
99	RRU_B1	Mx	0	.25
100	RRU_C1	X	0	.25
101	RRU_C1	Z	4.693	.25
102	RRU_C1	Mx	0	.25
103	MP1A	X	0	1.25
104	MP1A	Z	8.428	1.25
105	MP1A	Mx	-.003	1.25
106	MP1A	X	0	5.25
107	MP1A	Z	8.428	5.25
108	MP1A	Mx	-.003	5.25
109	MP3C	X	0	1.25
110	MP3C	Z	5.346	1.25
111	MP3C	Mx	.004	1.25
112	MP3C	X	0	5.25
113	MP3C	Z	5.346	5.25
114	MP3C	Mx	.004	5.25
115	MP2A	X	0	4
116	MP2A	Z	.895	4
117	MP2A	Mx	.000128	4
118	MP2B	X	0	4
119	MP2B	Z	.676	4
120	MP2B	Mx	.000265	4
121	MP2C	X	0	4
122	MP2C	Z	.895	4
123	MP2C	Mx	-.000128	4
124	RRU_A2	X	0	.25
125	RRU_A2	Z	4.693	.25
126	RRU_A2	Mx	0	.25

Member Point Loads (BLC 33 : Antenna Wm (180 Deg)) (Continued)

	Member Label	Direction	Magnitude[lb,k-ft]	Location[ft,%]
127	RRU_A1	X	0	.25
128	RRU_A1	Z	4.693	.25
129	RRU_A1	Mx	0	.25
130	MP2A	X	0	1
131	MP2A	Z	2.363	1
132	MP2A	Mx	.000539	1
133	MP2B	X	0	1
134	MP2B	Z	1.404	1
135	MP2B	Mx	.00088	1
136	MP2C	X	0	1
137	MP2C	Z	2.363	1
138	MP2C	Mx	-.000539	1

Member Point Loads (BLC 34 : Antenna Wm (210 Deg))

	Member Label	Direction	Magnitude[lb,k-ft]	Location[ft,%]
1	ATT_6	X	-1.759	.17
2	ATT_6	Z	3.046	.17
3	ATT_6	Mx	0	.17
4	ATT)3	X	-1.759	.17
5	ATT)3	Z	3.046	.17
6	ATT)3	Mx	0	.17
7	ATT_7	X	-1.759	.17
8	ATT_7	Z	3.046	.17
9	ATT_7	Mx	0	.17
10	ATT_4	X	-1.869	.17
11	ATT_4	Z	3.238	.17
12	ATT_4	Mx	0	.17
13	ATT_1	X	-1.869	.17
14	ATT_1	Z	3.238	.17
15	ATT_1	Mx	0	.17
16	ATT_8	X	-1.869	.17
17	ATT_8	Z	3.238	.17
18	ATT_8	Mx	0	.17
19	ATT_9	X	-1.759	.17
20	ATT_9	Z	3.046	.17
21	ATT_9	Mx	0	.17
22	ATT_11	X	-1.759	.17
23	ATT_11	Z	3.046	.17
24	ATT_11	Mx	0	.17
25	ATT_10	X	-1.869	.17
26	ATT_10	Z	3.238	.17
27	ATT_10	Mx	0	.17
28	ATT_12	X	-1.869	.17
29	ATT_12	Z	3.238	.17
30	ATT_12	Mx	0	.17
31	MP1B	X	-5.401	1.5
32	MP1B	Z	9.354	1.5
33	MP1B	Mx	-.006	1.5
34	MP1B	X	-5.401	6
35	MP1B	Z	9.354	6
36	MP1B	Mx	-.006	6

Member Point Loads (BLC 34 : Antenna Wm (210 Deg)) (Continued)

	Member Label	Direction	Magnitude[lb,k-ft]	Location[ft,%]
37	MP2C	X	-7.955	.75
38	MP2C	Z	13.778	.75
39	MP2C	Mx	-.013	.75
40	MP2C	X	-7.955	6.75
41	MP2C	Z	13.778	6.75
42	MP2C	Mx	-.013	6.75
43	MP2A	X	-7.955	.75
44	MP2A	Z	13.778	.75
45	MP2A	Mx	-.009	.75
46	MP2A	X	-7.955	6.75
47	MP2A	Z	13.778	6.75
48	MP2A	Mx	-.009	6.75
49	MP3B	X	-2.859	.25
50	MP3B	Z	4.952	.25
51	MP3B	Mx	-.004	.25
52	MP3B	X	-2.859	4.58
53	MP3B	Z	4.952	4.58
54	MP3B	Mx	-.004	4.58
55	MP1B	X	-5.415	1.5
56	MP1B	Z	9.378	1.5
57	MP1B	Mx	-.008	1.5
58	MP1B	X	-5.415	6
59	MP1B	Z	9.378	6
60	MP1B	Mx	-.008	6
61	MP2A	X	-7.949	.75
62	MP2A	Z	13.768	.75
63	MP2A	Mx	.013	.75
64	MP2A	X	-7.949	6.75
65	MP2A	Z	13.768	6.75
66	MP2A	Mx	.013	6.75
67	MP2C	X	-7.949	.75
68	MP2C	Z	13.768	.75
69	MP2C	Mx	.009	.75
70	MP2C	X	-7.949	6.75
71	MP2C	Z	13.768	6.75
72	MP2C	Mx	.009	6.75
73	MP1C	X	-2.895	2.92
74	MP1C	Z	5.013	2.92
75	MP1C	Mx	-.000671	2.92
76	MP1C	X	-2.895	4.92
77	MP1C	Z	5.013	4.92
78	MP1C	Mx	-.000671	4.92
79	MP2B	X	-1.208	2.75
80	MP2B	Z	2.093	2.75
81	MP2B	Mx	-.002	2.75
82	MP2B	X	-1.208	4.75
83	MP2B	Z	2.093	4.75
84	MP2B	Mx	-.002	4.75
85	MP3A	X	-2.895	2.92
86	MP3A	Z	5.013	2.92
87	MP3A	Mx	.000671	2.92
88	MP3A	X	-2.895	4.92

Member Point Loads (BLC 34 : Antenna Wm (210 Deg)) (Continued)

	Member Label	Direction	Magnitude[lb,k-ft]	Location[ft,%]
89	MP3A	Z	5.013	4.92
90	MP3A	Mx	.000671	4.92
91	RRU_B2	X	-2.152	.25
92	RRU_B2	Z	3.727	.25
93	RRU_B2	Mx	0	.25
94	RRU_C2	X	-2.152	.25
95	RRU_C2	Z	3.727	.25
96	RRU_C2	Mx	0	.25
97	RRU_B1	X	-2.077	.25
98	RRU_B1	Z	3.598	.25
99	RRU_B1	Mx	0	.25
100	RRU_C1	X	-2.077	.25
101	RRU_C1	Z	3.598	.25
102	RRU_C1	Mx	0	.25
103	MP1A	X	-4.749	1.25
104	MP1A	Z	8.226	1.25
105	MP1A	Mx	0	1.25
106	MP1A	X	-4.749	5.25
107	MP1A	Z	8.226	5.25
108	MP1A	Mx	0	5.25
109	MP3C	X	-3.493	1.25
110	MP3C	Z	6.05	1.25
111	MP3C	Mx	.004	1.25
112	MP3C	X	-3.493	5.25
113	MP3C	Z	6.05	5.25
114	MP3C	Mx	.004	5.25
115	MP2A	X	-.46	4
116	MP2A	Z	.797	4
117	MP2A	Mx	-6.7e-5	4
118	MP2B	X	-.326	4
119	MP2B	Z	.564	4
120	MP2B	Mx	.000267	4
121	MP2C	X	-.46	4
122	MP2C	Z	.797	4
123	MP2C	Mx	6.7e-5	4
124	RRU_A2	X	-2.152	.25
125	RRU_A2	Z	3.727	.25
126	RRU_A2	Mx	0	.25
127	RRU_A1	X	-2.077	.25
128	RRU_A1	Z	3.598	.25
129	RRU_A1	Mx	0	.25
130	MP2A	X	-1.236	1
131	MP2A	Z	2.141	1
132	MP2A	Mx	-.000286	1
133	MP2B	X	-.648	1
134	MP2B	Z	1.122	1
135	MP2B	Mx	.000851	1
136	MP2C	X	-1.236	1
137	MP2C	Z	2.141	1
138	MP2C	Mx	.000286	1

Member Point Loads (BLC 35 : Antenna Wm (240 Deg))

	Member Label	Direction	Magnitude[lb,k-ft]	Location[ft,%]
1	ATT_6	X	-1.966	.17
2	ATT_6	Z	1.135	.17
3	ATT_6	Mx	0	.17
4	ATT)3	X	-1.966	.17
5	ATT)3	Z	1.135	.17
6	ATT)3	Mx	0	.17
7	ATT_7	X	-1.966	.17
8	ATT_7	Z	1.135	.17
9	ATT_7	Mx	0	.17
10	ATT_4	X	-1.629	.17
11	ATT_4	Z	.941	.17
12	ATT_4	Mx	0	.17
13	ATT_1	X	-1.629	.17
14	ATT_1	Z	.941	.17
15	ATT_1	Mx	0	.17
16	ATT_8	X	-1.629	.17
17	ATT_8	Z	.941	.17
18	ATT_8	Mx	0	.17
19	ATT_9	X	-1.966	.17
20	ATT_9	Z	1.135	.17
21	ATT_9	Mx	0	.17
22	ATT_11	X	-1.966	.17
23	ATT_11	Z	1.135	.17
24	ATT_11	Mx	0	.17
25	ATT_10	X	-1.629	.17
26	ATT_10	Z	.941	.17
27	ATT_10	Mx	0	.17
28	ATT_12	X	-1.629	.17
29	ATT_12	Z	.941	.17
30	ATT_12	Mx	0	.17
31	MP1B	X	-11.157	1.5
32	MP1B	Z	6.442	1.5
33	MP1B	Mx	-.000714	1.5
34	MP1B	X	-11.157	6
35	MP1B	Z	6.442	6
36	MP1B	Mx	-.000714	6
37	MP2C	X	-11.975	.75
38	MP2C	Z	6.914	.75
39	MP2C	Mx	-.013	.75
40	MP2C	X	-11.975	6.75
41	MP2C	Z	6.914	6.75
42	MP2C	Mx	-.013	6.75
43	MP2A	X	-11.975	.75
44	MP2A	Z	6.914	.75
45	MP2A	Mx	-.001	.75
46	MP2A	X	-11.975	6.75
47	MP2A	Z	6.914	6.75
48	MP2A	Mx	-.001	6.75
49	MP3B	X	-4.63	.25
50	MP3B	Z	2.673	.25
51	MP3B	Mx	-.004	.25
52	MP3B	X	-4.63	4.58

Member Point Loads (BLC 35 : Antenna Wm (240 Deg)) (Continued)

	Member Label	Direction	Magnitude[lb,k-ft]	Location[ft,%]
53	MP3B	Z	2.673	4.58
54	MP3B	Mx	-.004	4.58
55	MP1B	X	-11.168	1.5
56	MP1B	Z	6.448	1.5
57	MP1B	Mx	-.012	1.5
58	MP1B	X	-11.168	6
59	MP1B	Z	6.448	6
60	MP1B	Mx	-.012	6
61	MP2A	X	-11.979	.75
62	MP2A	Z	6.916	.75
63	MP2A	Mx	.013	.75
64	MP2A	X	-11.979	6.75
65	MP2A	Z	6.916	6.75
66	MP2A	Mx	.013	6.75
67	MP2C	X	-11.979	.75
68	MP2C	Z	6.916	.75
69	MP2C	Mx	.002	.75
70	MP2C	X	-11.979	6.75
71	MP2C	Z	6.916	6.75
72	MP2C	Mx	.002	6.75
73	MP1C	X	-3.823	2.92
74	MP1C	Z	2.207	2.92
75	MP1C	Mx	-.002	2.92
76	MP1C	X	-3.823	4.92
77	MP1C	Z	2.207	4.92
78	MP1C	Mx	-.002	4.92
79	MP2B	X	-3.283	2.75
80	MP2B	Z	1.896	2.75
81	MP2B	Mx	-.002	2.75
82	MP2B	X	-3.283	4.75
83	MP2B	Z	1.896	4.75
84	MP2B	Mx	-.002	4.75
85	MP3A	X	-3.823	2.92
86	MP3A	Z	2.207	2.92
87	MP3A	Mx	.002	2.92
88	MP3A	X	-3.823	4.92
89	MP3A	Z	2.207	4.92
90	MP3A	Mx	.002	4.92
91	RRU_B2	X	-3.053	.25
92	RRU_B2	Z	1.763	.25
93	RRU_B2	Mx	0	.25
94	RRU_C2	X	-3.053	.25
95	RRU_C2	Z	1.763	.25
96	RRU_C2	Mx	0	.25
97	RRU_B1	X	-2.666	.25
98	RRU_B1	Z	1.539	.25
99	RRU_B1	Mx	0	.25
100	RRU_C1	X	-2.666	.25
101	RRU_C1	Z	1.539	.25
102	RRU_C1	Mx	0	.25
103	MP1A	X	-7.299	1.25
104	MP1A	Z	4.214	1.25

Member Point Loads (BLC 35 : Antenna Wm (240 Deg)) (Continued)

	Member Label	Direction	Magnitude[lb,k-ft]	Location[ft,%]
105	MP1A	Mx	.003	1.25
106	MP1A	X	-7.299	5.25
107	MP1A	Z	4.214	5.25
108	MP1A	Mx	.003	5.25
109	MP3C	X	-7.792	1.25
110	MP3C	Z	4.499	1.25
111	MP3C	Mx	.002	1.25
112	MP3C	X	-7.792	5.25
113	MP3C	Z	4.499	5.25
114	MP3C	Mx	.002	5.25
115	MP2A	X	-.702	4
116	MP2A	Z	.405	4
117	MP2A	Mx	-.000217	4
118	MP2B	X	-.659	4
119	MP2B	Z	.38	4
120	MP2B	Mx	.000243	4
121	MP2C	X	-.702	4
122	MP2C	Z	.405	4
123	MP2C	Mx	.000217	4
124	RRU_A2	X	-3.053	.25
125	RRU_A2	Z	1.763	.25
126	RRU_A2	Mx	0	.25
127	RRU_A1	X	-2.666	.25
128	RRU_A1	Z	1.539	.25
129	RRU_A1	Mx	0	.25
130	MP2A	X	-1.725	1
131	MP2A	Z	.996	1
132	MP2A	Mx	-.000854	1
133	MP2B	X	-1.537	1
134	MP2B	Z	.887	1
135	MP2B	Mx	.000906	1
136	MP2C	X	-1.725	1
137	MP2C	Z	.996	1
138	MP2C	Mx	.000854	1

Member Point Loads (BLC 36 : Antenna Wm (270 Deg))

	Member Label	Direction	Magnitude[lb,k-ft]	Location[ft,%]
1	ATT_6	X	-1.647	.17
2	ATT_6	Z	0	.17
3	ATT_6	Mx	0	.17
4	ATT)3	X	-1.647	.17
5	ATT)3	Z	0	.17
6	ATT)3	Mx	0	.17
7	ATT_7	X	-1.647	.17
8	ATT_7	Z	0	.17
9	ATT_7	Mx	0	.17
10	ATT_4	X	-.953	.17
11	ATT_4	Z	0	.17
12	ATT_4	Mx	0	.17
13	ATT_1	X	-.953	.17
14	ATT_1	Z	0	.17

Member Point Loads (BLC 36 : Antenna Wm (270 Deg)) (Continued)

	Member Label	Direction	Magnitude[lb,k-ft]	Location[ft,%]
15	ATT_1	Mx	0	.17
16	ATT_8	X	-.953	.17
17	ATT_8	Z	0	.17
18	ATT_8	Mx	0	.17
19	ATT_9	X	-1.647	.17
20	ATT_9	Z	0	.17
21	ATT_9	Mx	0	.17
22	ATT_11	X	-1.647	.17
23	ATT_11	Z	0	.17
24	ATT_11	Mx	0	.17
25	ATT_10	X	-.953	.17
26	ATT_10	Z	0	.17
27	ATT_10	Mx	0	.17
28	ATT_12	X	-.953	.17
29	ATT_12	Z	0	.17
30	ATT_12	Mx	0	.17
31	MP1B	X	-15.437	1.5
32	MP1B	Z	0	1.5
33	MP1B	Mx	.007	1.5
34	MP1B	X	-15.437	6
35	MP1B	Z	0	6
36	MP1B	Mx	.007	6
37	MP2C	X	-11.273	.75
38	MP2C	Z	0	.75
39	MP2C	Mx	-.01	.75
40	MP2C	X	-11.273	6.75
41	MP2C	Z	0	6.75
42	MP2C	Mx	-.01	6.75
43	MP2A	X	-11.273	.75
44	MP2A	Z	0	.75
45	MP2A	Mx	.004	.75
46	MP2A	X	-11.273	6.75
47	MP2A	Z	0	6.75
48	MP2A	Mx	.004	6.75
49	MP3B	X	-6.986	.25
50	MP3B	Z	0	.25
51	MP3B	Mx	-.004	.25
52	MP3B	X	-6.986	4.58
53	MP3B	Z	0	4.58
54	MP3B	Mx	-.004	4.58
55	MP1B	X	-15.43	1.5
56	MP1B	Z	0	1.5
57	MP1B	Mx	-.014	1.5
58	MP1B	X	-15.43	6
59	MP1B	Z	0	6
60	MP1B	Mx	-.014	6
61	MP2A	X	-11.298	.75
62	MP2A	Z	0	.75
63	MP2A	Mx	.01	.75
64	MP2A	X	-11.298	6.75
65	MP2A	Z	0	6.75
66	MP2A	Mx	.01	6.75

Member Point Loads (BLC 36 : Antenna Wm (270 Deg)) (Continued)

	Member Label	Direction	Magnitude[lb,k-ft]	Location[ft,%]
67	MP2C	X	-11.298	.75
68	MP2C	Z	0	.75
69	MP2C	Mx	-.004	.75
70	MP2C	X	-11.298	6.75
71	MP2C	Z	0	6.75
72	MP2C	Mx	-.004	6.75
73	MP1C	X	-2.729	2.92
74	MP1C	Z	0	2.92
75	MP1C	Mx	-.002	2.92
76	MP1C	X	-2.729	4.92
77	MP1C	Z	0	4.92
78	MP1C	Mx	-.002	4.92
79	MP2B	X	-5.477	2.75
80	MP2B	Z	0	2.75
81	MP2B	Mx	-.001	2.75
82	MP2B	X	-5.477	4.75
83	MP2B	Z	0	4.75
84	MP2B	Mx	-.001	4.75
85	MP3A	X	-2.729	2.92
86	MP3A	Z	0	2.92
87	MP3A	Mx	.002	2.92
88	MP3A	X	-2.729	4.92
89	MP3A	Z	0	4.92
90	MP3A	Mx	.002	4.92
91	RRU_B2	X	-3.137	.25
92	RRU_B2	Z	0	.25
93	RRU_B2	Mx	0	.25
94	RRU_C2	X	-3.137	.25
95	RRU_C2	Z	0	.25
96	RRU_C2	Mx	0	.25
97	RRU_B1	X	-2.541	.25
98	RRU_B1	Z	0	.25
99	RRU_B1	Mx	0	.25
100	RRU_C1	X	-2.541	.25
101	RRU_C1	Z	0	.25
102	RRU_C1	Mx	0	.25
103	MP1A	X	-6.288	1.25
104	MP1A	Z	0	1.25
105	MP1A	Mx	.004	1.25
106	MP1A	X	-6.288	5.25
107	MP1A	Z	0	5.25
108	MP1A	Mx	.004	5.25
109	MP3C	X	-9.369	1.25
110	MP3C	Z	0	1.25
111	MP3C	Mx	-.001	1.25
112	MP3C	X	-9.369	5.25
113	MP3C	Z	0	5.25
114	MP3C	Mx	-.001	5.25
115	MP2A	X	-.676	4
116	MP2A	Z	0	4
117	MP2A	Mx	-.000265	4
118	MP2B	X	-.895	4

Member Point Loads (BLC 36 : Antenna Wm (270 Deg)) (Continued)

	Member Label	Direction	Magnitude[lb,k-ft]	Location[ft,%]
119	MP2B	Z	0	4
120	MP2B	Mx	.000128	4
121	MP2C	X	-.676	4
122	MP2C	Z	0	4
123	MP2C	Mx	.000265	4
124	RRU_A2	X	-3.137	.25
125	RRU_A2	Z	0	.25
126	RRU_A2	Mx	0	.25
127	RRU_A1	X	-2.541	.25
128	RRU_A1	Z	0	.25
129	RRU_A1	Mx	0	.25
130	MP2A	X	-1.404	1
131	MP2A	Z	0	1
132	MP2A	Mx	-.00088	1
133	MP2B	X	-2.363	1
134	MP2B	Z	0	1
135	MP2B	Mx	.000539	1
136	MP2C	X	-1.404	1
137	MP2C	Z	0	1
138	MP2C	Mx	.00088	1

Member Point Loads (BLC 37 : Antenna Wm (300 Deg))

	Member Label	Direction	Magnitude[lb,k-ft]	Location[ft,%]
1	ATT_6	X	-1.966	.17
2	ATT_6	Z	-1.135	.17
3	ATT_6	Mx	0	.17
4	ATT)3	X	-1.966	.17
5	ATT)3	Z	-1.135	.17
6	ATT)3	Mx	0	.17
7	ATT_7	X	-1.966	.17
8	ATT_7	Z	-1.135	.17
9	ATT_7	Mx	0	.17
10	ATT_4	X	-1.629	.17
11	ATT_4	Z	-.941	.17
12	ATT_4	Mx	0	.17
13	ATT_1	X	-1.629	.17
14	ATT_1	Z	-.941	.17
15	ATT_1	Mx	0	.17
16	ATT_8	X	-1.629	.17
17	ATT_8	Z	-.941	.17
18	ATT_8	Mx	0	.17
19	ATT_9	X	-1.966	.17
20	ATT_9	Z	-1.135	.17
21	ATT_9	Mx	0	.17
22	ATT_11	X	-1.966	.17
23	ATT_11	Z	-1.135	.17
24	ATT_11	Mx	0	.17
25	ATT_10	X	-1.629	.17
26	ATT_10	Z	-.941	.17
27	ATT_10	Mx	0	.17
28	ATT_12	X	-1.629	.17

Member Point Loads (BLC 37 : Antenna Wm (300 Deg)) (Continued)

	Member Label	Direction	Magnitude[lb,k-ft]	Location[ft,%]
29	ATT_12	Z	-.941	.17
30	ATT_12	Mx	0	.17
31	MP1B	X	-13.778	1.5
32	MP1B	Z	-7.955	1.5
33	MP1B	Mx	.013	1.5
34	MP1B	X	-13.778	6
35	MP1B	Z	-7.955	6
36	MP1B	Mx	.013	6
37	MP2C	X	-9.354	.75
38	MP2C	Z	-5.401	.75
39	MP2C	Mx	-.006	.75
40	MP2C	X	-9.354	6.75
41	MP2C	Z	-5.401	6.75
42	MP2C	Mx	-.006	6.75
43	MP2A	X	-9.354	.75
44	MP2A	Z	-5.401	.75
45	MP2A	Mx	.008	.75
46	MP2A	X	-9.354	6.75
47	MP2A	Z	-5.401	6.75
48	MP2A	Mx	.008	6.75
49	MP3B	X	-7.792	.25
50	MP3B	Z	-4.499	.25
51	MP3B	Mx	-.002	.25
52	MP3B	X	-7.792	4.58
53	MP3B	Z	-4.499	4.58
54	MP3B	Mx	-.002	4.58
55	MP1B	X	-13.768	1.5
56	MP1B	Z	-7.949	1.5
57	MP1B	Mx	-.009	1.5
58	MP1B	X	-13.768	6
59	MP1B	Z	-7.949	6
60	MP1B	Mx	-.009	6
61	MP2A	X	-9.378	.75
62	MP2A	Z	-5.415	.75
63	MP2A	Mx	.006	.75
64	MP2A	X	-9.378	6.75
65	MP2A	Z	-5.415	6.75
66	MP2A	Mx	.006	6.75
67	MP2C	X	-9.378	.75
68	MP2C	Z	-5.415	.75
69	MP2C	Mx	-.008	.75
70	MP2C	X	-9.378	6.75
71	MP2C	Z	-5.415	6.75
72	MP2C	Mx	-.008	6.75
73	MP1C	X	-2.093	2.92
74	MP1C	Z	-1.208	2.92
75	MP1C	Mx	-.002	2.92
76	MP1C	X	-2.093	4.92
77	MP1C	Z	-1.208	4.92
78	MP1C	Mx	-.002	4.92
79	MP2B	X	-5.013	2.75
80	MP2B	Z	-2.895	2.75

Member Point Loads (BLC 37 : Antenna Wm (300 Deg)) (Continued)

	Member Label	Direction	Magnitude[lb,k-ft]	Location[ft,%]
81	MP2B	Mx	.000671	2.75
82	MP2B	X	-5.013	4.75
83	MP2B	Z	-2.895	4.75
84	MP2B	Mx	.000671	4.75
85	MP3A	X	-2.093	2.92
86	MP3A	Z	-1.208	2.92
87	MP3A	Mx	.002	2.92
88	MP3A	X	-2.093	4.92
89	MP3A	Z	-1.208	4.92
90	MP3A	Mx	.002	4.92
91	RRU_B2	X	-3.053	.25
92	RRU_B2	Z	-1.763	.25
93	RRU_B2	Mx	0	.25
94	RRU_C2	X	-3.053	.25
95	RRU_C2	Z	-1.763	.25
96	RRU_C2	Mx	0	.25
97	RRU_B1	X	-2.666	.25
98	RRU_B1	Z	-1.539	.25
99	RRU_B1	Mx	0	.25
100	RRU_C1	X	-2.666	.25
101	RRU_C1	Z	-1.539	.25
102	RRU_C1	Mx	0	.25
103	MP1A	X	-4.518	1.25
104	MP1A	Z	-2.609	1.25
105	MP1A	Mx	.003	1.25
106	MP1A	X	-4.518	5.25
107	MP1A	Z	-2.609	5.25
108	MP1A	Mx	.003	5.25
109	MP3C	X	-6.694	1.25
110	MP3C	Z	-3.865	1.25
111	MP3C	Mx	-.003	1.25
112	MP3C	X	-6.694	5.25
113	MP3C	Z	-3.865	5.25
114	MP3C	Mx	-.003	5.25
115	MP2A	X	-.564	4
116	MP2A	Z	-.326	4
117	MP2A	Mx	-.000267	4
118	MP2B	X	-.797	4
119	MP2B	Z	-.46	4
120	MP2B	Mx	-6.7e-5	4
121	MP2C	X	-.564	4
122	MP2C	Z	-.326	4
123	MP2C	Mx	.000267	4
124	RRU_A2	X	-3.053	.25
125	RRU_A2	Z	-1.763	.25
126	RRU_A2	Mx	0	.25
127	RRU_A1	X	-2.666	.25
128	RRU_A1	Z	-1.539	.25
129	RRU_A1	Mx	0	.25
130	MP2A	X	-1.122	1
131	MP2A	Z	-.648	1
132	MP2A	Mx	-.000851	1

Member Point Loads (BLC 37 : Antenna Wm (300 Deg)) (Continued)

	Member Label	Direction	Magnitude[lb,k-ft]	Location[ft,%]
133	MP2B	X	-2.141	1
134	MP2B	Z	-1.236	1
135	MP2B	Mx	-.000286	1
136	MP2C	X	-1.122	1
137	MP2C	Z	-.648	1
138	MP2C	Mx	.000851	1

Member Point Loads (BLC 38 : Antenna Wm (330 Deg))

	Member Label	Direction	Magnitude[lb,k-ft]	Location[ft,%]
1	ATT_6	X	-1.759	.17
2	ATT_6	Z	-3.046	.17
3	ATT_6	Mx	0	.17
4	ATT)3	X	-1.759	.17
5	ATT)3	Z	-3.046	.17
6	ATT)3	Mx	0	.17
7	ATT_7	X	-1.759	.17
8	ATT_7	Z	-3.046	.17
9	ATT_7	Mx	0	.17
10	ATT_4	X	-1.869	.17
11	ATT_4	Z	-3.238	.17
12	ATT_4	Mx	0	.17
13	ATT_1	X	-1.869	.17
14	ATT_1	Z	-3.238	.17
15	ATT_1	Mx	0	.17
16	ATT_8	X	-1.869	.17
17	ATT_8	Z	-3.238	.17
18	ATT_8	Mx	0	.17
19	ATT_9	X	-1.759	.17
20	ATT_9	Z	-3.046	.17
21	ATT_9	Mx	0	.17
22	ATT_11	X	-1.759	.17
23	ATT_11	Z	-3.046	.17
24	ATT_11	Mx	0	.17
25	ATT_10	X	-1.869	.17
26	ATT_10	Z	-3.238	.17
27	ATT_10	Mx	0	.17
28	ATT_12	X	-1.869	.17
29	ATT_12	Z	-3.238	.17
30	ATT_12	Mx	0	.17
31	MP1B	X	-6.914	1.5
32	MP1B	Z	-11.975	1.5
33	MP1B	Mx	.013	1.5
34	MP1B	X	-6.914	6
35	MP1B	Z	-11.975	6
36	MP1B	Mx	.013	6
37	MP2C	X	-6.442	.75
38	MP2C	Z	-11.157	.75
39	MP2C	Mx	-.000714	.75
40	MP2C	X	-6.442	6.75
41	MP2C	Z	-11.157	6.75
42	MP2C	Mx	-.000714	6.75

Member Point Loads (BLC 38 : Antenna Wm (330 Deg)) (Continued)

	Member Label	Direction	Magnitude[lb,k-ft]	Location[ft,%]
43	MP2A	X	-6.442	.75
44	MP2A	Z	-11.157	.75
45	MP2A	Mx	.012	.75
46	MP2A	X	-6.442	6.75
47	MP2A	Z	-11.157	6.75
48	MP2A	Mx	.012	6.75
49	MP3B	X	-4.685	.25
50	MP3B	Z	-8.114	.25
51	MP3B	Mx	.001	.25
52	MP3B	X	-4.685	4.58
53	MP3B	Z	-8.114	4.58
54	MP3B	Mx	.001	4.58
55	MP1B	X	-6.916	1.5
56	MP1B	Z	-11.979	1.5
57	MP1B	Mx	-.002	1.5
58	MP1B	X	-6.916	6
59	MP1B	Z	-11.979	6
60	MP1B	Mx	-.002	6
61	MP2A	X	-6.448	.75
62	MP2A	Z	-11.168	.75
63	MP2A	Mx	.000714	.75
64	MP2A	X	-6.448	6.75
65	MP2A	Z	-11.168	6.75
66	MP2A	Mx	.000714	6.75
67	MP2C	X	-6.448	.75
68	MP2C	Z	-11.168	.75
69	MP2C	Mx	-.012	.75
70	MP2C	X	-6.448	6.75
71	MP2C	Z	-11.168	6.75
72	MP2C	Mx	-.012	6.75
73	MP1C	X	-1.896	2.92
74	MP1C	Z	-3.283	2.92
75	MP1C	Mx	-.002	2.92
76	MP1C	X	-1.896	4.92
77	MP1C	Z	-3.283	4.92
78	MP1C	Mx	-.002	4.92
79	MP2B	X	-2.207	2.75
80	MP2B	Z	-3.823	2.75
81	MP2B	Mx	.002	2.75
82	MP2B	X	-2.207	4.75
83	MP2B	Z	-3.823	4.75
84	MP2B	Mx	.002	4.75
85	MP3A	X	-1.896	2.92
86	MP3A	Z	-3.283	2.92
87	MP3A	Mx	.002	2.92
88	MP3A	X	-1.896	4.92
89	MP3A	Z	-3.283	4.92
90	MP3A	Mx	.002	4.92
91	RRU_B2	X	-2.152	.25
92	RRU_B2	Z	-3.727	.25
93	RRU_B2	Mx	0	.25
94	RRU_C2	X	-2.152	.25

Member Point Loads (BLC 38 : Antenna Wm (330 Deg)) (Continued)

	Member Label	Direction	Magnitude[lb,k-ft]	Location[ft,%]
95	RRU_C2	Z	-3.727	.25
96	RRU_C2	Mx	0	.25
97	RRU_B1	X	-2.077	.25
98	RRU_B1	Z	-3.598	.25
99	RRU_B1	Mx	0	.25
100	RRU_C1	X	-2.077	.25
101	RRU_C1	Z	-3.598	.25
102	RRU_C1	Mx	0	.25
103	MP1A	X	-3.144	1.25
104	MP1A	Z	-5.445	1.25
105	MP1A	Mx	.004	1.25
106	MP1A	X	-3.144	5.25
107	MP1A	Z	-5.445	5.25
108	MP1A	Mx	.004	5.25
109	MP3C	X	-2.859	1.25
110	MP3C	Z	-4.952	1.25
111	MP3C	Mx	-.004	1.25
112	MP3C	X	-2.859	5.25
113	MP3C	Z	-4.952	5.25
114	MP3C	Mx	-.004	5.25
115	MP2A	X	-.38	4
116	MP2A	Z	-.659	4
117	MP2A	Mx	-.000243	4
118	MP2B	X	-.405	4
119	MP2B	Z	-.702	4
120	MP2B	Mx	-.000217	4
121	MP2C	X	-.38	4
122	MP2C	Z	-.659	4
123	MP2C	Mx	.000243	4
124	RRU_A2	X	-2.152	.25
125	RRU_A2	Z	-3.727	.25
126	RRU_A2	Mx	0	.25
127	RRU_A1	X	-2.077	.25
128	RRU_A1	Z	-3.598	.25
129	RRU_A1	Mx	0	.25
130	MP2A	X	-.887	1
131	MP2A	Z	-1.537	1
132	MP2A	Mx	-.000906	1
133	MP2B	X	-.996	1
134	MP2B	Z	-1.725	1
135	MP2B	Mx	-.000854	1
136	MP2C	X	-.887	1
137	MP2C	Z	-1.537	1
138	MP2C	Mx	.000906	1

Member Point Loads (BLC 77 : Lm1)

	Member Label	Direction	Magnitude[lb,k-ft]	Location[ft,%]
1	M67	Y	-500	0

Member Point Loads (BLC 78 : Lm2)

Member Label	Direction	Magnitude[lb,k-ft]	Location[ft,%]

Member Point Loads (BLC 78 : Lm2) (Continued)

	Member Label	Direction	Magnitude[lb,k-ft]	Location[ft,%]
1	M67	Y	-500	%50

Member Point Loads (BLC 79 : Lv1)

	Member Label	Direction	Magnitude[lb,k-ft]	Location[ft,%]
1	M67	Y	-250	0

Member Point Loads (BLC 80 : Lv2)

	Member Label	Direction	Magnitude[lb,k-ft]	Location[ft,%]
1	M67	Y	-250	%50

Member Point Loads (BLC 81 : Antenna Ev)

	Member Label	Direction	Magnitude[lb,k-ft]	Location[ft,%]
1	ATT_6	Y	-3.285	.17
2	ATT_6	My	0	.17
3	ATT_6	Mz	0	.17
4	ATT)3	Y	-3.285	.17
5	ATT)3	My	0	.17
6	ATT)3	Mz	0	.17
7	ATT_7	Y	-3.285	.17
8	ATT_7	My	0	.17
9	ATT_7	Mz	0	.17
10	ATT_4	Y	-.905	.17
11	ATT_4	My	0	.17
12	ATT_4	Mz	0	.17
13	ATT_1	Y	-.905	.17
14	ATT_1	My	0	.17
15	ATT_1	Mz	0	.17
16	ATT_8	Y	-.905	.17
17	ATT_8	My	0	.17
18	ATT_8	Mz	0	.17
19	ATT_9	Y	-3.285	.17
20	ATT_9	My	0	.17
21	ATT_9	Mz	0	.17
22	ATT_11	Y	-3.285	.17
23	ATT_11	My	0	.17
24	ATT_11	Mz	0	.17
25	ATT_10	Y	-.905	.17
26	ATT_10	My	0	.17
27	ATT_10	Mz	0	.17
28	ATT_12	Y	-.905	.17
29	ATT_12	My	0	.17
30	ATT_12	Mz	0	.17
31	MP1B	Y	-1.711	1.5
32	MP1B	My	-.000749	1.5
33	MP1B	Mz	-.001	1.5
34	MP1B	Y	-1.711	6
35	MP1B	My	-.000749	6
36	MP1B	Mz	-.001	6
37	MP2C	Y	-1.711	.75
38	MP2C	My	.001	.75

Member Point Loads (BLC 81 : Antenna Ev) (Continued)

	Member Label	Direction	Magnitude[lb,k-ft]	Location[ft,%]
39	MP2C	Mz	-.000749	.75
40	MP2C	Y	-1.711	6.75
41	MP2C	My	.001	6.75
42	MP2C	Mz	-.000749	6.75
43	MP2A	Y	-1.711	.75
44	MP2A	My	-.00067	.75
45	MP2A	Mz	-.001	.75
46	MP2A	Y	-1.711	6.75
47	MP2A	My	-.00067	6.75
48	MP2A	Mz	-.001	6.75
49	MP3B	Y	-.363	.25
50	MP3B	My	.000185	.25
51	MP3B	Mz	-.000155	.25
52	MP3B	Y	-.363	4.58
53	MP3B	My	.000185	4.58
54	MP3B	Mz	-.000155	4.58
55	MP1B	Y	-1.917	1.5
56	MP1B	My	.002	1.5
57	MP1B	Mz	-.000736	1.5
58	MP1B	Y	-1.917	6
59	MP1B	My	.002	6
60	MP1B	Mz	-.000736	6
61	MP2A	Y	-1.917	.75
62	MP2A	My	-.002	.75
63	MP2A	Mz	.000839	.75
64	MP2A	Y	-1.917	6.75
65	MP2A	My	-.002	6.75
66	MP2A	Mz	.000839	6.75
67	MP2C	Y	-1.917	.75
68	MP2C	My	.000736	.75
69	MP2C	Mz	.002	.75
70	MP2C	Y	-1.917	6.75
71	MP2C	My	.000736	6.75
72	MP2C	Mz	.002	6.75
73	MP1C	Y	-1.858	2.92
74	MP1C	My	.001	2.92
75	MP1C	Mz	.000424	2.92
76	MP1C	Y	-1.858	4.92
77	MP1C	My	.001	4.92
78	MP1C	Mz	.000424	4.92
79	MP2B	Y	-1.858	2.75
80	MP2B	My	.000424	2.75
81	MP2B	Mz	-.001	2.75
82	MP2B	Y	-1.858	4.75
83	MP2B	My	.000424	4.75
84	MP2B	Mz	-.001	4.75
85	MP3A	Y	-1.858	2.92
86	MP3A	My	-.001	2.92
87	MP3A	Mz	-.000424	2.92
88	MP3A	Y	-1.858	4.92
89	MP3A	My	-.001	4.92
90	MP3A	Mz	-.000424	4.92

Member Point Loads (BLC 81 : Antenna Ev) (Continued)

	Member Label	Direction	Magnitude[lb,k-ft]	Location[ft,%]
91	RRU_B2	Y	-3.601	.25
92	RRU_B2	My	0	.25
93	RRU_B2	Mz	0	.25
94	RRU_C2	Y	-3.601	.25
95	RRU_C2	My	0	.25
96	RRU_C2	Mz	0	.25
97	RRU_B1	Y	-2.999	.25
98	RRU_B1	My	0	.25
99	RRU_B1	Mz	0	.25
100	RRU_C1	Y	-2.999	.25
101	RRU_C1	My	0	.25
102	RRU_C1	Mz	0	.25
103	MP1A	Y	-.363	1.25
104	MP1A	My	-.000209	1.25
105	MP1A	Mz	-.000121	1.25
106	MP1A	Y	-.363	5.25
107	MP1A	My	-.000209	5.25
108	MP1A	Mz	-.000121	5.25
109	MP3C	Y	-.363	1.25
110	MP3C	My	4.2e-5	1.25
111	MP3C	Mz	.000238	1.25
112	MP3C	Y	-.363	5.25
113	MP3C	My	4.2e-5	5.25
114	MP3C	Mz	.000238	5.25
115	MP2A	Y	-.444	4
116	MP2A	My	.000174	4
117	MP2A	Mz	6.3e-5	4
118	MP2B	Y	-.444	4
119	MP2B	My	-6.3e-5	4
120	MP2B	Mz	.000174	4
121	MP2C	Y	-.444	4
122	MP2C	My	-.000174	4
123	MP2C	Mz	-6.3e-5	4
124	RRU_A2	Y	-3.601	.25
125	RRU_A2	My	0	.25
126	RRU_A2	Mz	0	.25
127	RRU_A1	Y	-2.999	.25
128	RRU_A1	My	0	.25
129	RRU_A1	Mz	0	.25
130	MP2A	Y	-.798	1
131	MP2A	My	.0005	1
132	MP2A	Mz	.000182	1
133	MP2B	Y	-.798	1
134	MP2B	My	-.000182	1
135	MP2B	Mz	.0005	1
136	MP2C	Y	-.798	1
137	MP2C	My	-.0005	1
138	MP2C	Mz	-.000182	1

Member Point Loads (BLC 82 : Antenna Eh (0 Deg))

Member Label	Direction	Magnitude[lb,k-ft]	Location[ft,%]

Member Point Loads (BLC 82 : Antenna Eh (0 Deg)) (Continued)

	Member Label	Direction	Magnitude[lb,k-ft]	Location[ft,%]
1	ATT_6	Z	-8.213	.17
2	ATT_6	Mx	0	.17
3	ATT)3	Z	-8.213	.17
4	ATT)3	Mx	0	.17
5	ATT_7	Z	-8.213	.17
6	ATT_7	Mx	0	.17
7	ATT_4	Z	-2.261	.17
8	ATT_4	Mx	0	.17
9	ATT_1	Z	-2.261	.17
10	ATT_1	Mx	0	.17
11	ATT_8	Z	-2.261	.17
12	ATT_8	Mx	0	.17
13	ATT_9	Z	-8.213	.17
14	ATT_9	Mx	0	.17
15	ATT_11	Z	-8.213	.17
16	ATT_11	Mx	0	.17
17	ATT_10	Z	-2.261	.17
18	ATT_10	Mx	0	.17
19	ATT_12	Z	-2.261	.17
20	ATT_12	Mx	0	.17
21	MP1B	Z	-4.277	1.5
22	MP1B	Mx	.004	1.5
23	MP1B	Z	-4.277	6
24	MP1B	Mx	.004	6
25	MP2C	Z	-4.277	.75
26	MP2C	Mx	.002	.75
27	MP2C	Z	-4.277	6.75
28	MP2C	Mx	.002	6.75
29	MP2A	Z	-4.277	.75
30	MP2A	Mx	.004	.75
31	MP2A	Z	-4.277	6.75
32	MP2A	Mx	.004	6.75
33	MP3B	Z	-.907	.25
34	MP3B	Mx	.000389	.25
35	MP3B	Z	-.907	4.58
36	MP3B	Mx	.000389	4.58
37	MP1B	Z	-4.791	1.5
38	MP1B	Mx	.002	1.5
39	MP1B	Z	-4.791	6
40	MP1B	Mx	.002	6
41	MP2A	Z	-4.791	.75
42	MP2A	Mx	-.002	.75
43	MP2A	Z	-4.791	6.75
44	MP2A	Mx	-.002	6.75
45	MP2C	Z	-4.791	.75
46	MP2C	Mx	-.004	.75
47	MP2C	Z	-4.791	6.75
48	MP2C	Mx	-.004	6.75
49	MP1C	Z	-4.645	2.92
50	MP1C	Mx	-.001	2.92
51	MP1C	Z	-4.645	4.92
52	MP1C	Mx	-.001	4.92

Member Point Loads (BLC 82 : Antenna Eh (0 Deg)) (Continued)

	Member Label	Direction	Magnitude[lb,k-ft]	Location[ft,%]
53	MP2B	Z	-4.645	2.75
54	MP2B	Mx	.003	2.75
55	MP2B	Z	-4.645	4.75
56	MP2B	Mx	.003	4.75
57	MP3A	Z	-4.645	2.92
58	MP3A	Mx	.001	2.92
59	MP3A	Z	-4.645	4.92
60	MP3A	Mx	.001	4.92
61	RRU_B2	Z	-9.003	.25
62	RRU_B2	Mx	0	.25
63	RRU_C2	Z	-9.003	.25
64	RRU_C2	Mx	0	.25
65	RRU_B1	Z	-7.499	.25
66	RRU_B1	Mx	0	.25
67	RRU_C1	Z	-7.499	.25
68	RRU_C1	Mx	0	.25
69	MP1A	Z	-.907	1.25
70	MP1A	Mx	.000302	1.25
71	MP1A	Z	-.907	5.25
72	MP1A	Mx	.000302	5.25
73	MP3C	Z	-.907	1.25
74	MP3C	Mx	-.000595	1.25
75	MP3C	Z	-.907	5.25
76	MP3C	Mx	-.000595	5.25
77	MP2A	Z	-1.109	4
78	MP2A	Mx	-.000158	4
79	MP2B	Z	-1.109	4
80	MP2B	Mx	-.000434	4
81	MP2C	Z	-1.109	4
82	MP2C	Mx	.000158	4
83	RRU_A2	Z	-9.003	.25
84	RRU_A2	Mx	0	.25
85	RRU_A1	Z	-7.499	.25
86	RRU_A1	Mx	0	.25
87	MP2A	Z	-1.995	1
88	MP2A	Mx	-.000455	1
89	MP2B	Z	-1.995	1
90	MP2B	Mx	-.001	1
91	MP2C	Z	-1.995	1
92	MP2C	Mx	.000455	1

Member Point Loads (BLC 83 : Antenna Eh (90 Deg))

	Member Label	Direction	Magnitude[lb,k-ft]	Location[ft,%]
1	ATT_6	X	8.213	.17
2	ATT_6	Mx	0	.17
3	ATT)3	X	8.213	.17
4	ATT)3	Mx	0	.17
5	ATT_7	X	8.213	.17
6	ATT_7	Mx	0	.17
7	ATT_4	X	2.261	.17
8	ATT_4	Mx	0	.17

Member Point Loads (BLC 83 : Antenna Eh (90 Deg)) (Continued)

	Member Label	Direction	Magnitude[lb,k-ft]	Location[ft,%]
9	ATT_1	X	2.261	.17
10	ATT_1	Mx	0	.17
11	ATT_8	X	2.261	.17
12	ATT_8	Mx	0	.17
13	ATT_9	X	8.213	.17
14	ATT_9	Mx	0	.17
15	ATT_11	X	8.213	.17
16	ATT_11	Mx	0	.17
17	ATT_10	X	2.261	.17
18	ATT_10	Mx	0	.17
19	ATT_12	X	2.261	.17
20	ATT_12	Mx	0	.17
21	MP1B	X	4.277	1.5
22	MP1B	Mx	-.002	1.5
23	MP1B	X	4.277	6
24	MP1B	Mx	-.002	6
25	MP2C	X	4.277	.75
26	MP2C	Mx	.004	.75
27	MP2C	X	4.277	6.75
28	MP2C	Mx	.004	6.75
29	MP2A	X	4.277	.75
30	MP2A	Mx	-.002	.75
31	MP2A	X	4.277	6.75
32	MP2A	Mx	-.002	6.75
33	MP3B	X	.907	.25
34	MP3B	Mx	.000463	.25
35	MP3B	X	.907	4.58
36	MP3B	Mx	.000463	4.58
37	MP1B	X	4.791	1.5
38	MP1B	Mx	.004	1.5
39	MP1B	X	4.791	6
40	MP1B	Mx	.004	6
41	MP2A	X	4.791	.75
42	MP2A	Mx	-.004	.75
43	MP2A	X	4.791	6.75
44	MP2A	Mx	-.004	6.75
45	MP2C	X	4.791	.75
46	MP2C	Mx	.002	.75
47	MP2C	X	4.791	6.75
48	MP2C	Mx	.002	6.75
49	MP1C	X	4.645	2.92
50	MP1C	Mx	.003	2.92
51	MP1C	X	4.645	4.92
52	MP1C	Mx	.003	4.92
53	MP2B	X	4.645	2.75
54	MP2B	Mx	.001	2.75
55	MP2B	X	4.645	4.75
56	MP2B	Mx	.001	4.75
57	MP3A	X	4.645	2.92
58	MP3A	Mx	-.003	2.92
59	MP3A	X	4.645	4.92
60	MP3A	Mx	-.003	4.92

Member Point Loads (BLC 83 : Antenna Eh (90 Deg)) (Continued)

	Member Label	Direction	Magnitude[lb,k-ft]	Location[ft,%]
61	RRU_B2	X	9.003	.25
62	RRU_B2	Mx	0	.25
63	RRU_C2	X	9.003	.25
64	RRU_C2	Mx	0	.25
65	RRU_B1	X	7.499	.25
66	RRU_B1	Mx	0	.25
67	RRU_C1	X	7.499	.25
68	RRU_C1	Mx	0	.25
69	MP1A	X	.907	1.25
70	MP1A	Mx	-.000523	1.25
71	MP1A	X	.907	5.25
72	MP1A	Mx	-.000523	5.25
73	MP3C	X	.907	1.25
74	MP3C	Mx	.000105	1.25
75	MP3C	X	.907	5.25
76	MP3C	Mx	.000105	5.25
77	MP2A	X	1.109	4
78	MP2A	Mx	.000434	4
79	MP2B	X	1.109	4
80	MP2B	Mx	-.000158	4
81	MP2C	X	1.109	4
82	MP2C	Mx	-.000434	4
83	RRU_A2	X	9.003	.25
84	RRU_A2	Mx	0	.25
85	RRU_A1	X	7.499	.25
86	RRU_A1	Mx	0	.25
87	MP2A	X	1.995	1
88	MP2A	Mx	.001	1
89	MP2B	X	1.995	1
90	MP2B	Mx	-.000455	1
91	MP2C	X	1.995	1
92	MP2C	Mx	-.001	1

Member Distributed Loads (BLC 40 : Structure Di)

	Member Label	Direction	Start Magnitude[lb...	End Magnitude[lb/ft,F,psf]	Start Location[ft,%]	End Location[ft,%]
1	M67	Y	-2.957	-2.957	0	%100
2	M68	Y	-2.957	-2.957	0	%100
3	M69	Y	-2.957	-2.957	0	%100
4	M70	Y	-2.957	-2.957	0	%100
5	M83	Y	-2.957	-2.957	0	%100
6	M84	Y	-2.957	-2.957	0	%100
7	M85	Y	-2.957	-2.957	0	%100
8	M86	Y	-2.957	-2.957	0	%100
9	M183B	Y	-6.137	-6.137	0	%100
10	M184	Y	-6.137	-6.137	0	%100
11	M186	Y	-6.137	-6.137	0	%100
12	M187	Y	-6.137	-6.137	0	%100
13	M189	Y	-6.137	-6.137	0	%100
14	M190	Y	-6.137	-6.137	0	%100
15	M192	Y	-6.137	-6.137	0	%100

Member Distributed Loads (BLC 40 : Structure Di) (Continued)

	Member Label	Direction	Start Magnitude[lb...	End Magnitude[lb/ft,F,psf]	Start Location[ft,%]	End Location[ft,%]
16	M193	Y	-6.137	-6.137	0	%100
17	M194	Y	-6.137	-6.137	0	%100
18	M195	Y	-6.137	-6.137	0	%100
19	M196	Y	-6.137	-6.137	0	%100
20	M197	Y	-6.137	-6.137	0	%100
21	M201	Y	-6.137	-6.137	0	%100
22	M202	Y	-6.137	-6.137	0	%100
23	M203	Y	-6.137	-6.137	0	%100
24	M204	Y	-6.137	-6.137	0	%100
25	M207	Y	-6.137	-6.137	0	%100
26	M208	Y	-6.137	-6.137	0	%100
27	M209	Y	-6.137	-6.137	0	%100
28	M210	Y	-6.137	-6.137	0	%100
29	M213	Y	-6.137	-6.137	0	%100
30	M214	Y	-6.137	-6.137	0	%100
31	M215	Y	-6.137	-6.137	0	%100
32	M216	Y	-6.137	-6.137	0	%100
33	M147	Y	-6.137	-6.137	0	%100
34	M148	Y	-6.137	-6.137	0	%100
35	M149	Y	-6.137	-6.137	0	%100
36	M150	Y	-6.137	-6.137	0	%100
37	M153	Y	-6.137	-6.137	0	%100
38	M154	Y	-6.137	-6.137	0	%100
39	M155	Y	-6.137	-6.137	0	%100
40	M156	Y	-6.137	-6.137	0	%100
41	M159	Y	-6.137	-6.137	0	%100
42	M160	Y	-6.137	-6.137	0	%100
43	M161	Y	-6.137	-6.137	0	%100
44	M162	Y	-6.137	-6.137	0	%100
45	M12	Y	-4.841	-4.841	0	%100
46	M15	Y	-4.841	-4.841	0	%100
47	M16	Y	-4.841	-4.841	0	%100
48	M17	Y	-4.841	-4.841	0	%100
49	M20	Y	-4.841	-4.841	0	%100
50	M21	Y	-4.841	-4.841	0	%100
51	M169	Y	-4.841	-4.841	0	%100
52	M170	Y	-4.841	-4.841	0	%100
53	M175	Y	-4.841	-4.841	0	%100
54	M176	Y	-4.841	-4.841	0	%100
55	M166A	Y	-4.841	-4.841	0	%100
56	M167	Y	-4.841	-4.841	0	%100
57	M178A	Y	-4.841	-4.841	0	%100
58	M179	Y	-4.841	-4.841	0	%100
59	M180	Y	-4.841	-4.841	0	%100
60	M181A	Y	-4.841	-4.841	0	%100
61	M167A	Y	-4.841	-4.841	0	%100
62	M168A	Y	-4.841	-4.841	0	%100
63	M178	Y	-4.841	-4.841	0	%100
64	M179A	Y	-4.841	-4.841	0	%100
65	M180A	Y	-4.841	-4.841	0	%100
66	M181B	Y	-4.841	-4.841	0	%100
67	M100	Y	-6.068	-6.068	0	%100

Member Distributed Loads (BLC 40 : Structure Di) (Continued)

	Member Label	Direction	Start Magnitude[lb...	End Magnitude[lb/ft,F,psf]	Start Location[ft,%]	End Location[ft,%]
68	M101	Y	-6.068	-6.068	0	%100
69	M116	Y	-6.068	-6.068	0	%100
70	M120	Y	-6.068	-6.068	0	%100
71	M121	Y	-6.068	-6.068	0	%100
72	M103	Y	-6.137	-6.137	0	%100
73	MPC	Y	-6.137	-6.137	0	%100
74	MP3C	Y	-6.137	-6.137	0	%100
75	MPCC	Y	-6.137	-6.137	0	%100
76	MP1A	Y	-6.137	-6.137	0	%100
77	MP82	Y	-6.137	-6.137	0	%100
78	MP3A	Y	-6.137	-6.137	0	%100
79	MPG2	Y	-6.137	-6.137	0	%100
80	MP2C	Y	-6.137	-6.137	0	%100
81	MP2A	Y	-6.137	-6.137	0	%100
82	M97	Y	-6.137	-6.137	0	%100
83	MP3B	Y	-6.137	-6.137	0	%100
84	M105	Y	-6.137	-6.137	0	%100
85	MP1B	Y	-6.137	-6.137	0	%100
86	MP2B	Y	-6.137	-6.137	0	%100
87	MP1C	Y	-6.137	-6.137	0	%100
88	M122	Y	-7.126	-7.126	0	%100
89	M123	Y	-7.126	-7.126	0	%100
90	M126	Y	-7.126	-7.126	0	%100
91	M134	Y	-7.126	-7.126	0	%100
92	M135	Y	-7.126	-7.126	0	%100
93	M136	Y	-7.126	-7.126	0	%100
94	M137	Y	-7.126	-7.126	0	%100
95	M138	Y	-7.126	-7.126	0	%100
96	M139	Y	-7.126	-7.126	0	%100
97	M140	Y	-7.126	-7.126	0	%100
98	M168	Y	-7.126	-7.126	0	%100
99	M169A	Y	-7.126	-7.126	0	%100
100	M170A	Y	-7.126	-7.126	0	%100
101	M171A	Y	-7.126	-7.126	0	%100
102	M172A	Y	-7.126	-7.126	0	%100
103	M173	Y	-7.126	-7.126	0	%100
104	M174	Y	-7.126	-7.126	0	%100
105	M175A	Y	-7.126	-7.126	0	%100
106	M169B	Y	-7.126	-7.126	0	%100
107	M170B	Y	-7.126	-7.126	0	%100
108	M171	Y	-7.126	-7.126	0	%100
109	M172	Y	-7.126	-7.126	0	%100
110	M173A	Y	-7.126	-7.126	0	%100
111	M174A	Y	-7.126	-7.126	0	%100
112	M175B	Y	-7.126	-7.126	0	%100
113	M176B	Y	-7.126	-7.126	0	%100
114	M33	Y	-8.185	-8.185	0	%100
115	M34	Y	-8.185	-8.185	0	%100
116	M35	Y	-8.185	-8.185	0	%100
117	M36	Y	-8.185	-8.185	0	%100
118	M37	Y	-8.185	-8.185	0	%100
119	M38	Y	-8.185	-8.185	0	%100

Member Distributed Loads (BLC 40 : Structure Di) (Continued)

	Member Label	Direction	Start Magnitude[lb...	End Magnitude[lb/ft,F,psf]	Start Location[ft,%]	End Location[ft,%]
120	M39	Y	-8.185	-8.185	0	%100
121	M40	Y	-8.185	-8.185	0	%100
122	M41	Y	-8.185	-8.185	0	%100
123	M42	Y	-8.185	-8.185	0	%100
124	M43	Y	-8.185	-8.185	0	%100
125	M44	Y	-8.185	-8.185	0	%100
126	M45	Y	-8.185	-8.185	0	%100
127	M46	Y	-8.185	-8.185	0	%100
128	M47	Y	-8.185	-8.185	0	%100
129	M48	Y	-8.185	-8.185	0	%100
130	M49	Y	-8.185	-8.185	0	%100
131	M50	Y	-8.185	-8.185	0	%100
132	M51	Y	-8.185	-8.185	0	%100
133	M52	Y	-8.185	-8.185	0	%100
134	M53	Y	-8.185	-8.185	0	%100
135	M54	Y	-8.185	-8.185	0	%100
136	M55	Y	-8.185	-8.185	0	%100
137	M56	Y	-8.185	-8.185	0	%100
138	M57	Y	-8.185	-8.185	0	%100
139	M58	Y	-8.185	-8.185	0	%100
140	M59	Y	-8.185	-8.185	0	%100
141	M60	Y	-8.185	-8.185	0	%100
142	M61	Y	-8.185	-8.185	0	%100
143	M62	Y	-8.185	-8.185	0	%100
144	M1	Y	-7.126	-7.126	0	%100
145	M4	Y	-7.126	-7.126	0	%100
146	M5	Y	-7.126	-7.126	0	%100
147	M181	Y	-7.126	-7.126	0	%100
148	M182	Y	-7.126	-7.126	0	%100
149	M176A	Y	-7.126	-7.126	0	%100
150	M182A	Y	-7.126	-7.126	0	%100
151	M183	Y	-7.126	-7.126	0	%100
152	M177	Y	-7.126	-7.126	0	%100
153	M182B	Y	-7.126	-7.126	0	%100
154	M183A	Y	-7.126	-7.126	0	%100
155	M23	Y	-10.562	-10.562	0	%100
156	M24	Y	-10.562	-10.562	0	%100
157	M25	Y	-10.562	-10.562	0	%100
158	M26	Y	-10.562	-10.562	0	%100

Member Distributed Loads (BLC 41 : Structure Wo (0 Deg))

	Member Label	Direction	Start Magnitude[lb...	End Magnitude[lb/ft,F,psf]	Start Location[ft,%]	End Location[ft,%]
1	M67	X	0	0	0	%100
2	M67	Z	-1.779	-1.779	0	%100
3	M68	X	0	0	0	%100
4	M68	Z	-1.779	-1.779	0	%100
5	M69	X	0	0	0	%100
6	M69	Z	-1.779	-1.779	0	%100
7	M70	X	0	0	0	%100
8	M70	Z	-1.779	-1.779	0	%100
9	M83	X	0	0	0	%100

Member Distributed Loads (BLC 41 : Structure Wo (0 Deg)) (Continued)

	Member Label	Direction	Start Magnitude[lb...	End Magnitude[lb/ft,F,psf]	Start Location[ft,%]	End Location[ft,%]
10	M83	Z	-1.779	-1.779	0	%100
11	M84	X	0	0	0	%100
12	M84	Z	-1.779	-1.779	0	%100
13	M85	X	0	0	0	%100
14	M85	Z	-1.779	-1.779	0	%100
15	M86	X	0	0	0	%100
16	M86	Z	-1.779	-1.779	0	%100
17	M183B	X	0	0	0	%100
18	M183B	Z	-9.014	-9.014	0	%100
19	M184	X	0	0	0	%100
20	M184	Z	-9.014	-9.014	0	%100
21	M186	X	0	0	0	%100
22	M186	Z	-9.014	-9.014	0	%100
23	M187	X	0	0	0	%100
24	M187	Z	-9.014	-9.014	0	%100
25	M189	X	0	0	0	%100
26	M189	Z	-9.014	-9.014	0	%100
27	M190	X	0	0	0	%100
28	M190	Z	-9.014	-9.014	0	%100
29	M192	X	0	0	0	%100
30	M192	Z	-9.014	-9.014	0	%100
31	M193	X	0	0	0	%100
32	M193	Z	-9.014	-9.014	0	%100
33	M194	X	0	0	0	%100
34	M194	Z	-9.014	-9.014	0	%100
35	M195	X	0	0	0	%100
36	M195	Z	-9.014	-9.014	0	%100
37	M196	X	0	0	0	%100
38	M196	Z	-9.014	-9.014	0	%100
39	M197	X	0	0	0	%100
40	M197	Z	-9.014	-9.014	0	%100
41	M201	X	0	0	0	%100
42	M201	Z	-9.014	-9.014	0	%100
43	M202	X	0	0	0	%100
44	M202	Z	-9.014	-9.014	0	%100
45	M203	X	0	0	0	%100
46	M203	Z	-9.014	-9.014	0	%100
47	M204	X	0	0	0	%100
48	M204	Z	-9.014	-9.014	0	%100
49	M207	X	0	0	0	%100
50	M207	Z	-9.014	-9.014	0	%100
51	M208	X	0	0	0	%100
52	M208	Z	-9.014	-9.014	0	%100
53	M209	X	0	0	0	%100
54	M209	Z	-9.014	-9.014	0	%100
55	M210	X	0	0	0	%100
56	M210	Z	-9.014	-9.014	0	%100
57	M213	X	0	0	0	%100
58	M213	Z	-9.014	-9.014	0	%100
59	M214	X	0	0	0	%100
60	M214	Z	-9.014	-9.014	0	%100
61	M215	X	0	0	0	%100

Member Distributed Loads (BLC 41 : Structure Wo (0 Deg)) (Continued)

	Member Label	Direction	Start Magnitude[lb...	End Magnitude[lb/ft,F,psf]	Start Location[ft,%]	End Location[ft,%]
62	M215	Z	-9.014	-9.014	0	%100
63	M216	X	0	0	0	%100
64	M216	Z	-9.014	-9.014	0	%100
65	M147	X	0	0	0	%100
66	M147	Z	-9.014	-9.014	0	%100
67	M148	X	0	0	0	%100
68	M148	Z	-9.014	-9.014	0	%100
69	M149	X	0	0	0	%100
70	M149	Z	-9.014	-9.014	0	%100
71	M150	X	0	0	0	%100
72	M150	Z	-9.014	-9.014	0	%100
73	M153	X	0	0	0	%100
74	M153	Z	-9.014	-9.014	0	%100
75	M154	X	0	0	0	%100
76	M154	Z	-9.014	-9.014	0	%100
77	M155	X	0	0	0	%100
78	M155	Z	-9.014	-9.014	0	%100
79	M156	X	0	0	0	%100
80	M156	Z	-9.014	-9.014	0	%100
81	M159	X	0	0	0	%100
82	M159	Z	-9.014	-9.014	0	%100
83	M160	X	0	0	0	%100
84	M160	Z	-9.014	-9.014	0	%100
85	M161	X	0	0	0	%100
86	M161	Z	-9.014	-9.014	0	%100
87	M162	X	0	0	0	%100
88	M162	Z	-9.014	-9.014	0	%100
89	M12	X	0	0	0	%100
90	M12	Z	-9.922	-9.922	0	%100
91	M15	X	0	0	0	%100
92	M15	Z	0	0	0	%100
93	M16	X	0	0	0	%100
94	M16	Z	-12.941	-12.941	0	%100
95	M17	X	0	0	0	%100
96	M17	Z	-9.922	-9.922	0	%100
97	M20	X	0	0	0	%100
98	M20	Z	0	0	0	%100
99	M21	X	0	0	0	%100
100	M21	Z	-12.941	-12.941	0	%100
101	M169	X	0	0	0	%100
102	M169	Z	0	0	0	%100
103	M170	X	0	0	0	%100
104	M170	Z	0	0	0	%100
105	M175	X	0	0	0	%100
106	M175	Z	0	0	0	%100
107	M176	X	0	0	0	%100
108	M176	Z	0	0	0	%100
109	M166A	X	0	0	0	%100
110	M166A	Z	-12.941	-12.941	0	%100
111	M167	X	0	0	0	%100
112	M167	Z	-12.941	-12.941	0	%100
113	M178A	X	0	0	0	%100

Member Distributed Loads (BLC 41 : Structure Wo (0 Deg)) (Continued)

	Member Label	Direction	Start Magnitude[lb...	End Magnitude[lb/ft,F,psf]	Start Location[ft,%]	End Location[ft,%]
114	M178A	Z	-12.941	-12.941	0	%100
115	M179	X	0	0	0	%100
116	M179	Z	-12.941	-12.941	0	%100
117	M180	X	0	0	0	%100
118	M180	Z	-12.941	-12.941	0	%100
119	M181A	X	0	0	0	%100
120	M181A	Z	-12.941	-12.941	0	%100
121	M167A	X	0	0	0	%100
122	M167A	Z	0	0	0	%100
123	M168A	X	0	0	0	%100
124	M168A	Z	0	0	0	%100
125	M178	X	0	0	0	%100
126	M178	Z	0	0	0	%100
127	M179A	X	0	0	0	%100
128	M179A	Z	0	0	0	%100
129	M180A	X	0	0	0	%100
130	M180A	Z	0	0	0	%100
131	M181B	X	0	0	0	%100
132	M181B	Z	0	0	0	%100
133	M100	X	0	0	0	%100
134	M100	Z	-12.941	-12.941	0	%100
135	M101	X	0	0	0	%100
136	M101	Z	-12.941	-12.941	0	%100
137	M116	X	0	0	0	%100
138	M116	Z	-12.941	-12.941	0	%100
139	M120	X	0	0	0	%100
140	M120	Z	-8.369	-8.369	0	%100
141	M121	X	0	0	0	%100
142	M121	Z	-11.535	-11.535	0	%100
143	M103	X	0	0	0	%100
144	M103	Z	-5.285	-5.285	0	%100
145	MPC	X	0	0	0	%100
146	MPC	Z	-11.162	-11.162	0	%100
147	MP3C	X	0	0	0	%100
148	MP3C	Z	-11.162	-11.162	0	%100
149	MPCC	X	0	0	0	%100
150	MPCC	Z	-11.162	-11.162	0	%100
151	MP1A	X	0	0	0	%100
152	MP1A	Z	-11.162	-11.162	0	%100
153	MP82	X	0	0	0	%100
154	MP82	Z	-11.162	-11.162	0	%100
155	MP3A	X	0	0	0	%100
156	MP3A	Z	-11.162	-11.162	0	%100
157	MPG2	X	0	0	0	%100
158	MPG2	Z	-11.162	-11.162	0	%100
159	MP2C	X	0	0	0	%100
160	MP2C	Z	-11.162	-11.162	0	%100
161	MP2A	X	0	0	0	%100
162	MP2A	Z	-11.162	-11.162	0	%100
163	M97	X	0	0	0	%100
164	M97	Z	-11.162	-11.162	0	%100
165	MP3B	X	0	0	0	%100

Member Distributed Loads (BLC 41 : Structure Wo (0 Deg)) (Continued)

	Member Label	Direction	Start Magnitude[lb...	End Magnitude[lb/ft,F,psf]	Start Location[ft,%]	End Location[ft,%]
166	MP3B	Z	-11.162	-11.162	0	%100
167	M105	X	0	0	0	%100
168	M105	Z	-11.162	-11.162	0	%100
169	MP1B	X	0	0	0	%100
170	MP1B	Z	-11.162	-11.162	0	%100
171	MP2B	X	0	0	0	%100
172	MP2B	Z	-11.162	-11.162	0	%100
173	MP1C	X	0	0	0	%100
174	MP1C	Z	-11.162	-11.162	0	%100
175	M122	X	0	0	0	%100
176	M122	Z	-13.966	-13.966	0	%100
177	M123	X	0	0	0	%100
178	M123	Z	-13.966	-13.966	0	%100
179	M126	X	0	0	0	%100
180	M126	Z	-13.966	-13.966	0	%100
181	M134	X	0	0	0	%100
182	M134	Z	-13.966	-13.966	0	%100
183	M135	X	0	0	0	%100
184	M135	Z	-13.966	-13.966	0	%100
185	M136	X	0	0	0	%100
186	M136	Z	-13.966	-13.966	0	%100
187	M137	X	0	0	0	%100
188	M137	Z	-13.966	-13.966	0	%100
189	M138	X	0	0	0	%100
190	M138	Z	-13.966	-13.966	0	%100
191	M139	X	0	0	0	%100
192	M139	Z	-13.966	-13.966	0	%100
193	M140	X	0	0	0	%100
194	M140	Z	-13.966	-13.966	0	%100
195	M168	X	0	0	0	%100
196	M168	Z	-13.966	-13.966	0	%100
197	M169A	X	0	0	0	%100
198	M169A	Z	-13.966	-13.966	0	%100
199	M170A	X	0	0	0	%100
200	M170A	Z	-13.966	-13.966	0	%100
201	M171A	X	0	0	0	%100
202	M171A	Z	-13.966	-13.966	0	%100
203	M172A	X	0	0	0	%100
204	M172A	Z	-13.966	-13.966	0	%100
205	M173	X	0	0	0	%100
206	M173	Z	-13.966	-13.966	0	%100
207	M174	X	0	0	0	%100
208	M174	Z	-13.966	-13.966	0	%100
209	M175A	X	0	0	0	%100
210	M175A	Z	-13.966	-13.966	0	%100
211	M169B	X	0	0	0	%100
212	M169B	Z	-13.966	-13.966	0	%100
213	M170B	X	0	0	0	%100
214	M170B	Z	-13.966	-13.966	0	%100
215	M171	X	0	0	0	%100
216	M171	Z	-13.966	-13.966	0	%100
217	M172	X	0	0	0	%100

Member Distributed Loads (BLC 41 : Structure Wo (0 Deg)) (Continued)

	Member Label	Direction	Start Magnitude[lb...	End Magnitude[lb/ft,F,psf]	Start Location[ft,%]	End Location[ft,%]
218	M172	Z	-13.966	-13.966	0	%100
219	M173A	X	0	0	0	%100
220	M173A	Z	-13.966	-13.966	0	%100
221	M174A	X	0	0	0	%100
222	M174A	Z	-13.966	-13.966	0	%100
223	M175B	X	0	0	0	%100
224	M175B	Z	-13.966	-13.966	0	%100
225	M176B	X	0	0	0	%100
226	M176B	Z	-13.966	-13.966	0	%100
227	M33	X	0	0	0	%100
228	M33	Z	-3.146	-3.146	0	%100
229	M34	X	0	0	0	%100
230	M34	Z	-3.146	-3.146	0	%100
231	M35	X	0	0	0	%100
232	M35	Z	-3.146	-3.146	0	%100
233	M36	X	0	0	0	%100
234	M36	Z	-3.146	-3.146	0	%100
235	M37	X	0	0	0	%100
236	M37	Z	-3.146	-3.146	0	%100
237	M38	X	0	0	0	%100
238	M38	Z	-3.146	-3.146	0	%100
239	M39	X	0	0	0	%100
240	M39	Z	-3.146	-3.146	0	%100
241	M40	X	0	0	0	%100
242	M40	Z	-3.146	-3.146	0	%100
243	M41	X	0	0	0	%100
244	M41	Z	-3.146	-3.146	0	%100
245	M42	X	0	0	0	%100
246	M42	Z	-3.146	-3.146	0	%100
247	M43	X	0	0	0	%100
248	M43	Z	-19.412	-19.412	0	%100
249	M44	X	0	0	0	%100
250	M44	Z	-19.412	-19.412	0	%100
251	M45	X	0	0	0	%100
252	M45	Z	-19.412	-19.412	0	%100
253	M46	X	0	0	0	%100
254	M46	Z	-19.412	-19.412	0	%100
255	M47	X	0	0	0	%100
256	M47	Z	-19.412	-19.412	0	%100
257	M48	X	0	0	0	%100
258	M48	Z	-19.412	-19.412	0	%100
259	M49	X	0	0	0	%100
260	M49	Z	-19.412	-19.412	0	%100
261	M50	X	0	0	0	%100
262	M50	Z	-19.412	-19.412	0	%100
263	M51	X	0	0	0	%100
264	M51	Z	-19.412	-19.412	0	%100
265	M52	X	0	0	0	%100
266	M52	Z	-19.412	-19.412	0	%100
267	M53	X	0	0	0	%100
268	M53	Z	-19.412	-19.412	0	%100
269	M54	X	0	0	0	%100

Member Distributed Loads (BLC 41 : Structure Wo (0 Deg)) (Continued)

	Member Label	Direction	Start Magnitude[lb...	End Magnitude[lb/ft,F,psf]	Start Location[ft,%]	End Location[ft,%]
270	M54	Z	-19.412	-19.412	0	%100
271	M55	X	0	0	0	%100
272	M55	Z	-19.412	-19.412	0	%100
273	M56	X	0	0	0	%100
274	M56	Z	-19.412	-19.412	0	%100
275	M57	X	0	0	0	%100
276	M57	Z	-19.412	-19.412	0	%100
277	M58	X	0	0	0	%100
278	M58	Z	-19.412	-19.412	0	%100
279	M59	X	0	0	0	%100
280	M59	Z	-19.412	-19.412	0	%100
281	M60	X	0	0	0	%100
282	M60	Z	-19.412	-19.412	0	%100
283	M61	X	0	0	0	%100
284	M61	Z	-19.412	-19.412	0	%100
285	M62	X	0	0	0	%100
286	M62	Z	-19.412	-19.412	0	%100
287	M1	X	0	0	0	%100
288	M1	Z	-11.809	-11.809	0	%100
289	M4	X	0	0	0	%100
290	M4	Z	0	0	0	%100
291	M5	X	0	0	0	%100
292	M5	Z	-15.26	-15.26	0	%100
293	M181	X	0	0	0	%100
294	M181	Z	0	0	0	%100
295	M182	X	0	0	0	%100
296	M182	Z	0	0	0	%100
297	M176A	X	0	0	0	%100
298	M176A	Z	-16.177	-16.177	0	%100
299	M182A	X	0	0	0	%100
300	M182A	Z	-16.177	-16.177	0	%100
301	M183	X	0	0	0	%100
302	M183	Z	-16.177	-16.177	0	%100
303	M177	X	0	0	0	%100
304	M177	Z	0	0	0	%100
305	M182B	X	0	0	0	%100
306	M182B	Z	0	0	0	%100
307	M183A	X	0	0	0	%100
308	M183A	Z	0	0	0	%100
309	M23	X	0	0	0	%100
310	M23	Z	0	0	0	%100
311	M24	X	0	0	0	%100
312	M24	Z	-19.412	-19.412	0	%100
313	M25	X	0	0	0	%100
314	M25	Z	0	0	0	%100
315	M26	X	0	0	0	%100
316	M26	Z	-19.412	-19.412	0	%100

Member Distributed Loads (BLC 42 : Structure Wo (30 Deg))

	Member Label	Direction	Start Magnitude[lb...	End Magnitude[lb/ft,F,psf]	Start Location[ft,%]	End Location[ft,%]
1	M67	X	.667	.667	0	%100

Member Distributed Loads (BLC 42 : Structure Wo (30 Deg)) (Continued)

	Member Label	Direction	Start Magnitude[lb...	End Magnitude[lb/ft,F,psf]	Start Location[ft,%]	End Location[ft,%]
2	M67	Z	-1.156	-1.156	0	%100
3	M68	X	.667	.667	0	%100
4	M68	Z	-1.156	-1.156	0	%100
5	M69	X	.667	.667	0	%100
6	M69	Z	-1.156	-1.156	0	%100
7	M70	X	.667	.667	0	%100
8	M70	Z	-1.156	-1.156	0	%100
9	M83	X	.667	.667	0	%100
10	M83	Z	-1.156	-1.156	0	%100
11	M84	X	.667	.667	0	%100
12	M84	Z	-1.156	-1.156	0	%100
13	M85	X	.667	.667	0	%100
14	M85	Z	-1.156	-1.156	0	%100
15	M86	X	.667	.667	0	%100
16	M86	Z	-1.156	-1.156	0	%100
17	M183B	X	4.507	4.507	0	%100
18	M183B	Z	-7.806	-7.806	0	%100
19	M184	X	4.507	4.507	0	%100
20	M184	Z	-7.806	-7.806	0	%100
21	M186	X	4.507	4.507	0	%100
22	M186	Z	-7.806	-7.806	0	%100
23	M187	X	4.507	4.507	0	%100
24	M187	Z	-7.806	-7.806	0	%100
25	M189	X	4.507	4.507	0	%100
26	M189	Z	-7.806	-7.806	0	%100
27	M190	X	4.507	4.507	0	%100
28	M190	Z	-7.806	-7.806	0	%100
29	M192	X	4.507	4.507	0	%100
30	M192	Z	-7.806	-7.806	0	%100
31	M193	X	4.507	4.507	0	%100
32	M193	Z	-7.806	-7.806	0	%100
33	M194	X	4.507	4.507	0	%100
34	M194	Z	-7.806	-7.806	0	%100
35	M195	X	4.507	4.507	0	%100
36	M195	Z	-7.806	-7.806	0	%100
37	M196	X	4.507	4.507	0	%100
38	M196	Z	-7.806	-7.806	0	%100
39	M197	X	4.507	4.507	0	%100
40	M197	Z	-7.806	-7.806	0	%100
41	M201	X	4.507	4.507	0	%100
42	M201	Z	-7.806	-7.806	0	%100
43	M202	X	4.507	4.507	0	%100
44	M202	Z	-7.806	-7.806	0	%100
45	M203	X	4.507	4.507	0	%100
46	M203	Z	-7.806	-7.806	0	%100
47	M204	X	4.507	4.507	0	%100
48	M204	Z	-7.806	-7.806	0	%100
49	M207	X	4.507	4.507	0	%100
50	M207	Z	-7.806	-7.806	0	%100
51	M208	X	4.507	4.507	0	%100
52	M208	Z	-7.806	-7.806	0	%100
53	M209	X	4.507	4.507	0	%100

Member Distributed Loads (BLC 42 : Structure Wo (30 Deg)) (Continued)

	Member Label	Direction	Start Magnitude[lb...	End Magnitude[lb/ft,F,psf]	Start Location[ft,%]	End Location[ft,%]
54	M209	Z	-7.806	-7.806	0	%100
55	M210	X	4.507	4.507	0	%100
56	M210	Z	-7.806	-7.806	0	%100
57	M213	X	4.507	4.507	0	%100
58	M213	Z	-7.806	-7.806	0	%100
59	M214	X	4.507	4.507	0	%100
60	M214	Z	-7.806	-7.806	0	%100
61	M215	X	4.507	4.507	0	%100
62	M215	Z	-7.806	-7.806	0	%100
63	M216	X	4.507	4.507	0	%100
64	M216	Z	-7.806	-7.806	0	%100
65	M147	X	4.507	4.507	0	%100
66	M147	Z	-7.806	-7.806	0	%100
67	M148	X	4.507	4.507	0	%100
68	M148	Z	-7.806	-7.806	0	%100
69	M149	X	4.507	4.507	0	%100
70	M149	Z	-7.806	-7.806	0	%100
71	M150	X	4.507	4.507	0	%100
72	M150	Z	-7.806	-7.806	0	%100
73	M153	X	4.507	4.507	0	%100
74	M153	Z	-7.806	-7.806	0	%100
75	M154	X	4.507	4.507	0	%100
76	M154	Z	-7.806	-7.806	0	%100
77	M155	X	4.507	4.507	0	%100
78	M155	Z	-7.806	-7.806	0	%100
79	M156	X	4.507	4.507	0	%100
80	M156	Z	-7.806	-7.806	0	%100
81	M159	X	4.507	4.507	0	%100
82	M159	Z	-7.806	-7.806	0	%100
83	M160	X	4.507	4.507	0	%100
84	M160	Z	-7.806	-7.806	0	%100
85	M161	X	4.507	4.507	0	%100
86	M161	Z	-7.806	-7.806	0	%100
87	M162	X	4.507	4.507	0	%100
88	M162	Z	-7.806	-7.806	0	%100
89	M12	X	3.721	3.721	0	%100
90	M12	Z	-6.444	-6.444	0	%100
91	M15	X	1.618	1.618	0	%100
92	M15	Z	-2.802	-2.802	0	%100
93	M16	X	4.853	4.853	0	%100
94	M16	Z	-8.406	-8.406	0	%100
95	M17	X	3.721	3.721	0	%100
96	M17	Z	-6.444	-6.444	0	%100
97	M20	X	1.618	1.618	0	%100
98	M20	Z	-2.802	-2.802	0	%100
99	M21	X	4.853	4.853	0	%100
100	M21	Z	-8.406	-8.406	0	%100
101	M169	X	1.618	1.618	0	%100
102	M169	Z	-2.802	-2.802	0	%100
103	M170	X	1.618	1.618	0	%100
104	M170	Z	-2.802	-2.802	0	%100
105	M175	X	1.618	1.618	0	%100

Member Distributed Loads (BLC 42 : Structure Wo (30 Deg)) (Continued)

	Member Label	Direction	Start Magnitude[lb...	End Magnitude[lb/ft,F,psf]	Start Location[ft,%]	End Location[ft,%]
106	M175	Z	-2.802	-2.802	0	%100
107	M176	X	1.618	1.618	0	%100
108	M176	Z	-2.802	-2.802	0	%100
109	M166A	X	4.853	4.853	0	%100
110	M166A	Z	-8.406	-8.406	0	%100
111	M167	X	4.853	4.853	0	%100
112	M167	Z	-8.406	-8.406	0	%100
113	M178A	X	4.853	4.853	0	%100
114	M178A	Z	-8.406	-8.406	0	%100
115	M179	X	4.853	4.853	0	%100
116	M179	Z	-8.406	-8.406	0	%100
117	M180	X	4.853	4.853	0	%100
118	M180	Z	-8.406	-8.406	0	%100
119	M181A	X	4.853	4.853	0	%100
120	M181A	Z	-8.406	-8.406	0	%100
121	M167A	X	1.618	1.618	0	%100
122	M167A	Z	-2.802	-2.802	0	%100
123	M168A	X	1.618	1.618	0	%100
124	M168A	Z	-2.802	-2.802	0	%100
125	M178	X	1.618	1.618	0	%100
126	M178	Z	-2.802	-2.802	0	%100
127	M179A	X	1.618	1.618	0	%100
128	M179A	Z	-2.802	-2.802	0	%100
129	M180A	X	1.618	1.618	0	%100
130	M180A	Z	-2.802	-2.802	0	%100
131	M181B	X	1.618	1.618	0	%100
132	M181B	Z	-2.802	-2.802	0	%100
133	M100	X	4.853	4.853	0	%100
134	M100	Z	-8.406	-8.406	0	%100
135	M101	X	4.853	4.853	0	%100
136	M101	Z	-8.406	-8.406	0	%100
137	M116	X	5.817	5.817	0	%100
138	M116	Z	-10.075	-10.075	0	%100
139	M120	X	4.756	4.756	0	%100
140	M120	Z	-8.238	-8.238	0	%100
141	M121	X	6.421	6.421	0	%100
142	M121	Z	-11.121	-11.121	0	%100
143	M103	X	.303	.303	0	%100
144	M103	Z	-.525	-.525	0	%100
145	MPC	X	5.581	5.581	0	%100
146	MPC	Z	-9.667	-9.667	0	%100
147	MP3C	X	5.581	5.581	0	%100
148	MP3C	Z	-9.667	-9.667	0	%100
149	MPCC	X	5.581	5.581	0	%100
150	MPCC	Z	-9.667	-9.667	0	%100
151	MP1A	X	5.581	5.581	0	%100
152	MP1A	Z	-9.667	-9.667	0	%100
153	MP82	X	5.581	5.581	0	%100
154	MP82	Z	-9.667	-9.667	0	%100
155	MP3A	X	5.581	5.581	0	%100
156	MP3A	Z	-9.667	-9.667	0	%100
157	MPG2	X	5.581	5.581	0	%100

Member Distributed Loads (BLC 42 : Structure Wo (30 Deg)) (Continued)

	Member Label	Direction	Start Magnitude[lb...	End Magnitude[lb/ft,F,psf]	Start Location[ft,%]	End Location[ft,%]
158	MPG2	Z	-9.667	-9.667	0	%100
159	MP2C	X	5.581	5.581	0	%100
160	MP2C	Z	-9.667	-9.667	0	%100
161	MP2A	X	5.581	5.581	0	%100
162	MP2A	Z	-9.667	-9.667	0	%100
163	M97	X	5.581	5.581	0	%100
164	M97	Z	-9.667	-9.667	0	%100
165	MP3B	X	5.581	5.581	0	%100
166	MP3B	Z	-9.667	-9.667	0	%100
167	M105	X	5.581	5.581	0	%100
168	M105	Z	-9.667	-9.667	0	%100
169	MP1B	X	5.581	5.581	0	%100
170	MP1B	Z	-9.667	-9.667	0	%100
171	MP2B	X	5.581	5.581	0	%100
172	MP2B	Z	-9.667	-9.667	0	%100
173	MP1C	X	5.581	5.581	0	%100
174	MP1C	Z	-9.667	-9.667	0	%100
175	M122	X	6.983	6.983	0	%100
176	M122	Z	-12.095	-12.095	0	%100
177	M123	X	6.983	6.983	0	%100
178	M123	Z	-12.095	-12.095	0	%100
179	M126	X	6.983	6.983	0	%100
180	M126	Z	-12.095	-12.095	0	%100
181	M134	X	6.983	6.983	0	%100
182	M134	Z	-12.095	-12.095	0	%100
183	M135	X	6.983	6.983	0	%100
184	M135	Z	-12.095	-12.095	0	%100
185	M136	X	6.983	6.983	0	%100
186	M136	Z	-12.095	-12.095	0	%100
187	M137	X	6.983	6.983	0	%100
188	M137	Z	-12.095	-12.095	0	%100
189	M138	X	6.983	6.983	0	%100
190	M138	Z	-12.095	-12.095	0	%100
191	M139	X	6.983	6.983	0	%100
192	M139	Z	-12.095	-12.095	0	%100
193	M140	X	6.983	6.983	0	%100
194	M140	Z	-12.095	-12.095	0	%100
195	M168	X	6.983	6.983	0	%100
196	M168	Z	-12.095	-12.095	0	%100
197	M169A	X	6.983	6.983	0	%100
198	M169A	Z	-12.095	-12.095	0	%100
199	M170A	X	6.983	6.983	0	%100
200	M170A	Z	-12.095	-12.095	0	%100
201	M171A	X	6.983	6.983	0	%100
202	M171A	Z	-12.095	-12.095	0	%100
203	M172A	X	6.983	6.983	0	%100
204	M172A	Z	-12.095	-12.095	0	%100
205	M173	X	6.983	6.983	0	%100
206	M173	Z	-12.095	-12.095	0	%100
207	M174	X	6.983	6.983	0	%100
208	M174	Z	-12.095	-12.095	0	%100
209	M175A	X	6.983	6.983	0	%100

Member Distributed Loads (BLC 42 : Structure Wo (30 Deg)) (Continued)

	Member Label	Direction	Start Magnitude[lb...	End Magnitude[lb/ft,F,psf]	Start Location[ft,%]	End Location[ft,%]
210	M175A	Z	-12.095	-12.095	0	%100
211	M169B	X	6.983	6.983	0	%100
212	M169B	Z	-12.095	-12.095	0	%100
213	M170B	X	6.983	6.983	0	%100
214	M170B	Z	-12.095	-12.095	0	%100
215	M171	X	6.983	6.983	0	%100
216	M171	Z	-12.095	-12.095	0	%100
217	M172	X	6.983	6.983	0	%100
218	M172	Z	-12.095	-12.095	0	%100
219	M173A	X	6.983	6.983	0	%100
220	M173A	Z	-12.095	-12.095	0	%100
221	M174A	X	6.983	6.983	0	%100
222	M174A	Z	-12.095	-12.095	0	%100
223	M175B	X	6.983	6.983	0	%100
224	M175B	Z	-12.095	-12.095	0	%100
225	M176B	X	6.983	6.983	0	%100
226	M176B	Z	-12.095	-12.095	0	%100
227	M33	X	3.606	3.606	0	%100
228	M33	Z	-6.246	-6.246	0	%100
229	M34	X	3.606	3.606	0	%100
230	M34	Z	-6.246	-6.246	0	%100
231	M35	X	3.606	3.606	0	%100
232	M35	Z	-6.246	-6.246	0	%100
233	M36	X	3.606	3.606	0	%100
234	M36	Z	-6.246	-6.246	0	%100
235	M37	X	3.606	3.606	0	%100
236	M37	Z	-6.246	-6.246	0	%100
237	M38	X	3.606	3.606	0	%100
238	M38	Z	-6.246	-6.246	0	%100
239	M39	X	3.606	3.606	0	%100
240	M39	Z	-6.246	-6.246	0	%100
241	M40	X	3.606	3.606	0	%100
242	M40	Z	-6.246	-6.246	0	%100
243	M41	X	3.606	3.606	0	%100
244	M41	Z	-6.246	-6.246	0	%100
245	M42	X	3.606	3.606	0	%100
246	M42	Z	-6.246	-6.246	0	%100
247	M43	X	7.673	7.673	0	%100
248	M43	Z	-13.29	-13.29	0	%100
249	M44	X	7.673	7.673	0	%100
250	M44	Z	-13.29	-13.29	0	%100
251	M45	X	7.673	7.673	0	%100
252	M45	Z	-13.29	-13.29	0	%100
253	M46	X	7.673	7.673	0	%100
254	M46	Z	-13.29	-13.29	0	%100
255	M47	X	7.673	7.673	0	%100
256	M47	Z	-13.29	-13.29	0	%100
257	M48	X	7.673	7.673	0	%100
258	M48	Z	-13.29	-13.29	0	%100
259	M49	X	7.673	7.673	0	%100
260	M49	Z	-13.29	-13.29	0	%100
261	M50	X	7.673	7.673	0	%100

Member Distributed Loads (BLC 42 : Structure Wo (30 Deg)) (Continued)

	Member Label	Direction	Start Magnitude[lb...	End Magnitude[lb/ft,F,psf]	Start Location[ft,%]	End Location[ft,%]
262	M50	Z	-13.29	-13.29	0	%100
263	M51	X	7.673	7.673	0	%100
264	M51	Z	-13.29	-13.29	0	%100
265	M52	X	7.673	7.673	0	%100
266	M52	Z	-13.29	-13.29	0	%100
267	M53	X	7.673	7.673	0	%100
268	M53	Z	-13.29	-13.29	0	%100
269	M54	X	7.673	7.673	0	%100
270	M54	Z	-13.29	-13.29	0	%100
271	M55	X	7.673	7.673	0	%100
272	M55	Z	-13.29	-13.29	0	%100
273	M56	X	7.673	7.673	0	%100
274	M56	Z	-13.29	-13.29	0	%100
275	M57	X	7.673	7.673	0	%100
276	M57	Z	-13.29	-13.29	0	%100
277	M58	X	7.673	7.673	0	%100
278	M58	Z	-13.29	-13.29	0	%100
279	M59	X	7.673	7.673	0	%100
280	M59	Z	-13.29	-13.29	0	%100
281	M60	X	7.673	7.673	0	%100
282	M60	Z	-13.29	-13.29	0	%100
283	M61	X	7.673	7.673	0	%100
284	M61	Z	-13.29	-13.29	0	%100
285	M62	X	7.673	7.673	0	%100
286	M62	Z	-13.29	-13.29	0	%100
287	M1	X	4.428	4.428	0	%100
288	M1	Z	-7.67	-7.67	0	%100
289	M4	X	2.022	2.022	0	%100
290	M4	Z	-3.502	-3.502	0	%100
291	M5	X	5.723	5.723	0	%100
292	M5	Z	-9.912	-9.912	0	%100
293	M181	X	2.022	2.022	0	%100
294	M181	Z	-3.502	-3.502	0	%100
295	M182	X	2.022	2.022	0	%100
296	M182	Z	-3.502	-3.502	0	%100
297	M176A	X	6.066	6.066	0	%100
298	M176A	Z	-10.507	-10.507	0	%100
299	M182A	X	6.066	6.066	0	%100
300	M182A	Z	-10.507	-10.507	0	%100
301	M183	X	6.066	6.066	0	%100
302	M183	Z	-10.507	-10.507	0	%100
303	M177	X	2.022	2.022	0	%100
304	M177	Z	-3.502	-3.502	0	%100
305	M182B	X	2.022	2.022	0	%100
306	M182B	Z	-3.502	-3.502	0	%100
307	M183A	X	2.022	2.022	0	%100
308	M183A	Z	-3.502	-3.502	0	%100
309	M23	X	2.427	2.427	0	%100
310	M23	Z	-4.203	-4.203	0	%100
311	M24	X	7.28	7.28	0	%100
312	M24	Z	-12.609	-12.609	0	%100
313	M25	X	2.427	2.427	0	%100

Member Distributed Loads (BLC 42 : Structure Wo (30 Deg)) (Continued)

	Member Label	Direction	Start Magnitude[lb...	End Magnitude[lb/ft,F,psf]	Start Location[ft,%]	End Location[ft,%]
314	M25	Z	-4.203	-4.203	0	%100
315	M26	X	7.28	7.28	0	%100
316	M26	Z	-12.609	-12.609	0	%100

Member Distributed Loads (BLC 43 : Structure Wo (60 Deg))

	Member Label	Direction	Start Magnitude[lb...	End Magnitude[lb/ft,F,psf]	Start Location[ft,%]	End Location[ft,%]
1	M67	X	.385	.385	0	%100
2	M67	Z	-.222	-.222	0	%100
3	M68	X	.385	.385	0	%100
4	M68	Z	-.222	-.222	0	%100
5	M69	X	.385	.385	0	%100
6	M69	Z	-.222	-.222	0	%100
7	M70	X	.385	.385	0	%100
8	M70	Z	-.222	-.222	0	%100
9	M83	X	.385	.385	0	%100
10	M83	Z	-.222	-.222	0	%100
11	M84	X	.385	.385	0	%100
12	M84	Z	-.222	-.222	0	%100
13	M85	X	.385	.385	0	%100
14	M85	Z	-.222	-.222	0	%100
15	M86	X	.385	.385	0	%100
16	M86	Z	-.222	-.222	0	%100
17	M183B	X	7.806	7.806	0	%100
18	M183B	Z	-4.507	-4.507	0	%100
19	M184	X	7.806	7.806	0	%100
20	M184	Z	-4.507	-4.507	0	%100
21	M186	X	7.806	7.806	0	%100
22	M186	Z	-4.507	-4.507	0	%100
23	M187	X	7.806	7.806	0	%100
24	M187	Z	-4.507	-4.507	0	%100
25	M189	X	7.806	7.806	0	%100
26	M189	Z	-4.507	-4.507	0	%100
27	M190	X	7.806	7.806	0	%100
28	M190	Z	-4.507	-4.507	0	%100
29	M192	X	7.806	7.806	0	%100
30	M192	Z	-4.507	-4.507	0	%100
31	M193	X	7.806	7.806	0	%100
32	M193	Z	-4.507	-4.507	0	%100
33	M194	X	7.806	7.806	0	%100
34	M194	Z	-4.507	-4.507	0	%100
35	M195	X	7.806	7.806	0	%100
36	M195	Z	-4.507	-4.507	0	%100
37	M196	X	7.806	7.806	0	%100
38	M196	Z	-4.507	-4.507	0	%100
39	M197	X	7.806	7.806	0	%100
40	M197	Z	-4.507	-4.507	0	%100
41	M201	X	7.806	7.806	0	%100
42	M201	Z	-4.507	-4.507	0	%100
43	M202	X	7.806	7.806	0	%100
44	M202	Z	-4.507	-4.507	0	%100
45	M203	X	7.806	7.806	0	%100

Member Distributed Loads (BLC 43 : Structure Wo (60 Deg)) (Continued)

	Member Label	Direction	Start Magnitude[lb...	End Magnitude[lb/ft,F,psf]	Start Location[ft,%]	End Location[ft,%]
46	M203	Z	-4.507	-4.507	0	%100
47	M204	X	7.806	7.806	0	%100
48	M204	Z	-4.507	-4.507	0	%100
49	M207	X	7.806	7.806	0	%100
50	M207	Z	-4.507	-4.507	0	%100
51	M208	X	7.806	7.806	0	%100
52	M208	Z	-4.507	-4.507	0	%100
53	M209	X	7.806	7.806	0	%100
54	M209	Z	-4.507	-4.507	0	%100
55	M210	X	7.806	7.806	0	%100
56	M210	Z	-4.507	-4.507	0	%100
57	M213	X	7.806	7.806	0	%100
58	M213	Z	-4.507	-4.507	0	%100
59	M214	X	7.806	7.806	0	%100
60	M214	Z	-4.507	-4.507	0	%100
61	M215	X	7.806	7.806	0	%100
62	M215	Z	-4.507	-4.507	0	%100
63	M216	X	7.806	7.806	0	%100
64	M216	Z	-4.507	-4.507	0	%100
65	M147	X	7.806	7.806	0	%100
66	M147	Z	-4.507	-4.507	0	%100
67	M148	X	7.806	7.806	0	%100
68	M148	Z	-4.507	-4.507	0	%100
69	M149	X	7.806	7.806	0	%100
70	M149	Z	-4.507	-4.507	0	%100
71	M150	X	7.806	7.806	0	%100
72	M150	Z	-4.507	-4.507	0	%100
73	M153	X	7.806	7.806	0	%100
74	M153	Z	-4.507	-4.507	0	%100
75	M154	X	7.806	7.806	0	%100
76	M154	Z	-4.507	-4.507	0	%100
77	M155	X	7.806	7.806	0	%100
78	M155	Z	-4.507	-4.507	0	%100
79	M156	X	7.806	7.806	0	%100
80	M156	Z	-4.507	-4.507	0	%100
81	M159	X	7.806	7.806	0	%100
82	M159	Z	-4.507	-4.507	0	%100
83	M160	X	7.806	7.806	0	%100
84	M160	Z	-4.507	-4.507	0	%100
85	M161	X	7.806	7.806	0	%100
86	M161	Z	-4.507	-4.507	0	%100
87	M162	X	7.806	7.806	0	%100
88	M162	Z	-4.507	-4.507	0	%100
89	M12	X	2.148	2.148	0	%100
90	M12	Z	-1.24	-1.24	0	%100
91	M15	X	8.406	8.406	0	%100
92	M15	Z	-4.853	-4.853	0	%100
93	M16	X	2.802	2.802	0	%100
94	M16	Z	-1.618	-1.618	0	%100
95	M17	X	2.148	2.148	0	%100
96	M17	Z	-1.24	-1.24	0	%100
97	M20	X	8.406	8.406	0	%100

Member Distributed Loads (BLC 43 : Structure Wo (60 Deg)) (Continued)

	Member Label	Direction	Start Magnitude[lb...	End Magnitude[lb/ft,F,psf]	Start Location[ft,%]	End Location[ft,%]
98	M20	Z	-4.853	-4.853	0	%100
99	M21	X	2.802	2.802	0	%100
100	M21	Z	-1.618	-1.618	0	%100
101	M169	X	8.406	8.406	0	%100
102	M169	Z	-4.853	-4.853	0	%100
103	M170	X	8.406	8.406	0	%100
104	M170	Z	-4.853	-4.853	0	%100
105	M175	X	8.406	8.406	0	%100
106	M175	Z	-4.853	-4.853	0	%100
107	M176	X	8.406	8.406	0	%100
108	M176	Z	-4.853	-4.853	0	%100
109	M166A	X	2.802	2.802	0	%100
110	M166A	Z	-1.618	-1.618	0	%100
111	M167	X	2.802	2.802	0	%100
112	M167	Z	-1.618	-1.618	0	%100
113	M178A	X	2.802	2.802	0	%100
114	M178A	Z	-1.618	-1.618	0	%100
115	M179	X	2.802	2.802	0	%100
116	M179	Z	-1.618	-1.618	0	%100
117	M180	X	2.802	2.802	0	%100
118	M180	Z	-1.618	-1.618	0	%100
119	M181A	X	2.802	2.802	0	%100
120	M181A	Z	-1.618	-1.618	0	%100
121	M167A	X	8.406	8.406	0	%100
122	M167A	Z	-4.853	-4.853	0	%100
123	M168A	X	8.406	8.406	0	%100
124	M168A	Z	-4.853	-4.853	0	%100
125	M178	X	8.406	8.406	0	%100
126	M178	Z	-4.853	-4.853	0	%100
127	M179A	X	8.406	8.406	0	%100
128	M179A	Z	-4.853	-4.853	0	%100
129	M180A	X	8.406	8.406	0	%100
130	M180A	Z	-4.853	-4.853	0	%100
131	M181B	X	8.406	8.406	0	%100
132	M181B	Z	-4.853	-4.853	0	%100
133	M100	X	2.802	2.802	0	%100
134	M100	Z	-1.618	-1.618	0	%100
135	M101	X	2.802	2.802	0	%100
136	M101	Z	-1.618	-1.618	0	%100
137	M116	X	7.811	7.811	0	%100
138	M116	Z	-4.509	-4.509	0	%100
139	M120	X	10.218	10.218	0	%100
140	M120	Z	-5.899	-5.899	0	%100
141	M121	X	10.853	10.853	0	%100
142	M121	Z	-6.266	-6.266	0	%100
143	M103	X	.782	.782	0	%100
144	M103	Z	-.451	-.451	0	%100
145	MPC	X	9.667	9.667	0	%100
146	MPC	Z	-5.581	-5.581	0	%100
147	MP3C	X	9.667	9.667	0	%100
148	MP3C	Z	-5.581	-5.581	0	%100
149	MPCC	X	9.667	9.667	0	%100

Member Distributed Loads (BLC 43 : Structure Wo (60 Deg)) (Continued)

	Member Label	Direction	Start Magnitude[lb...	End Magnitude[lb/ft,F,psf]	Start Location[ft,%]	End Location[ft,%]
150	MPCC	Z	-5.581	-5.581	0	%100
151	MP1A	X	9.667	9.667	0	%100
152	MP1A	Z	-5.581	-5.581	0	%100
153	MP82	X	9.667	9.667	0	%100
154	MP82	Z	-5.581	-5.581	0	%100
155	MP3A	X	9.667	9.667	0	%100
156	MP3A	Z	-5.581	-5.581	0	%100
157	MPG2	X	9.667	9.667	0	%100
158	MPG2	Z	-5.581	-5.581	0	%100
159	MP2C	X	9.667	9.667	0	%100
160	MP2C	Z	-5.581	-5.581	0	%100
161	MP2A	X	9.667	9.667	0	%100
162	MP2A	Z	-5.581	-5.581	0	%100
163	M97	X	9.667	9.667	0	%100
164	M97	Z	-5.581	-5.581	0	%100
165	MP3B	X	9.667	9.667	0	%100
166	MP3B	Z	-5.581	-5.581	0	%100
167	M105	X	9.667	9.667	0	%100
168	M105	Z	-5.581	-5.581	0	%100
169	MP1B	X	9.667	9.667	0	%100
170	MP1B	Z	-5.581	-5.581	0	%100
171	MP2B	X	9.667	9.667	0	%100
172	MP2B	Z	-5.581	-5.581	0	%100
173	MP1C	X	9.667	9.667	0	%100
174	MP1C	Z	-5.581	-5.581	0	%100
175	M122	X	12.095	12.095	0	%100
176	M122	Z	-6.983	-6.983	0	%100
177	M123	X	12.095	12.095	0	%100
178	M123	Z	-6.983	-6.983	0	%100
179	M126	X	12.095	12.095	0	%100
180	M126	Z	-6.983	-6.983	0	%100
181	M134	X	12.095	12.095	0	%100
182	M134	Z	-6.983	-6.983	0	%100
183	M135	X	12.095	12.095	0	%100
184	M135	Z	-6.983	-6.983	0	%100
185	M136	X	12.095	12.095	0	%100
186	M136	Z	-6.983	-6.983	0	%100
187	M137	X	12.095	12.095	0	%100
188	M137	Z	-6.983	-6.983	0	%100
189	M138	X	12.095	12.095	0	%100
190	M138	Z	-6.983	-6.983	0	%100
191	M139	X	12.095	12.095	0	%100
192	M139	Z	-6.983	-6.983	0	%100
193	M140	X	12.095	12.095	0	%100
194	M140	Z	-6.983	-6.983	0	%100
195	M168	X	12.095	12.095	0	%100
196	M168	Z	-6.983	-6.983	0	%100
197	M169A	X	12.095	12.095	0	%100
198	M169A	Z	-6.983	-6.983	0	%100
199	M170A	X	12.095	12.095	0	%100
200	M170A	Z	-6.983	-6.983	0	%100
201	M171A	X	12.095	12.095	0	%100

Member Distributed Loads (BLC 43 : Structure Wo (60 Deg)) (Continued)

	Member Label	Direction	Start Magnitude[lb...	End Magnitude[lb/ft,F,psf]	Start Location[ft,%]	End Location[ft,%]
202	M171A	Z	-6.983	-6.983	0	%100
203	M172A	X	12.095	12.095	0	%100
204	M172A	Z	-6.983	-6.983	0	%100
205	M173	X	12.095	12.095	0	%100
206	M173	Z	-6.983	-6.983	0	%100
207	M174	X	12.095	12.095	0	%100
208	M174	Z	-6.983	-6.983	0	%100
209	M175A	X	12.095	12.095	0	%100
210	M175A	Z	-6.983	-6.983	0	%100
211	M169B	X	12.095	12.095	0	%100
212	M169B	Z	-6.983	-6.983	0	%100
213	M170B	X	12.095	12.095	0	%100
214	M170B	Z	-6.983	-6.983	0	%100
215	M171	X	12.095	12.095	0	%100
216	M171	Z	-6.983	-6.983	0	%100
217	M172	X	12.095	12.095	0	%100
218	M172	Z	-6.983	-6.983	0	%100
219	M173A	X	12.095	12.095	0	%100
220	M173A	Z	-6.983	-6.983	0	%100
221	M174A	X	12.095	12.095	0	%100
222	M174A	Z	-6.983	-6.983	0	%100
223	M175B	X	12.095	12.095	0	%100
224	M175B	Z	-6.983	-6.983	0	%100
225	M176B	X	12.095	12.095	0	%100
226	M176B	Z	-6.983	-6.983	0	%100
227	M33	X	13.29	13.29	0	%100
228	M33	Z	-7.673	-7.673	0	%100
229	M34	X	13.29	13.29	0	%100
230	M34	Z	-7.673	-7.673	0	%100
231	M35	X	13.29	13.29	0	%100
232	M35	Z	-7.673	-7.673	0	%100
233	M36	X	13.29	13.29	0	%100
234	M36	Z	-7.673	-7.673	0	%100
235	M37	X	13.29	13.29	0	%100
236	M37	Z	-7.673	-7.673	0	%100
237	M38	X	13.29	13.29	0	%100
238	M38	Z	-7.673	-7.673	0	%100
239	M39	X	13.29	13.29	0	%100
240	M39	Z	-7.673	-7.673	0	%100
241	M40	X	13.29	13.29	0	%100
242	M40	Z	-7.673	-7.673	0	%100
243	M41	X	13.29	13.29	0	%100
244	M41	Z	-7.673	-7.673	0	%100
245	M42	X	13.29	13.29	0	%100
246	M42	Z	-7.673	-7.673	0	%100
247	M43	X	6.246	6.246	0	%100
248	M43	Z	-3.606	-3.606	0	%100
249	M44	X	6.246	6.246	0	%100
250	M44	Z	-3.606	-3.606	0	%100
251	M45	X	6.246	6.246	0	%100
252	M45	Z	-3.606	-3.606	0	%100
253	M46	X	6.246	6.246	0	%100

Member Distributed Loads (BLC 43 : Structure Wo (60 Deg)) (Continued)

	Member Label	Direction	Start Magnitude[lb...	End Magnitude[lb/ft,F,psf]	Start Location[ft,%]	End Location[ft,%]
254	M46	Z	-3.606	-3.606	0	%100
255	M47	X	6.246	6.246	0	%100
256	M47	Z	-3.606	-3.606	0	%100
257	M48	X	6.246	6.246	0	%100
258	M48	Z	-3.606	-3.606	0	%100
259	M49	X	6.246	6.246	0	%100
260	M49	Z	-3.606	-3.606	0	%100
261	M50	X	6.246	6.246	0	%100
262	M50	Z	-3.606	-3.606	0	%100
263	M51	X	6.246	6.246	0	%100
264	M51	Z	-3.606	-3.606	0	%100
265	M52	X	6.246	6.246	0	%100
266	M52	Z	-3.606	-3.606	0	%100
267	M53	X	6.246	6.246	0	%100
268	M53	Z	-3.606	-3.606	0	%100
269	M54	X	6.246	6.246	0	%100
270	M54	Z	-3.606	-3.606	0	%100
271	M55	X	6.246	6.246	0	%100
272	M55	Z	-3.606	-3.606	0	%100
273	M56	X	6.246	6.246	0	%100
274	M56	Z	-3.606	-3.606	0	%100
275	M57	X	6.246	6.246	0	%100
276	M57	Z	-3.606	-3.606	0	%100
277	M58	X	6.246	6.246	0	%100
278	M58	Z	-3.606	-3.606	0	%100
279	M59	X	6.246	6.246	0	%100
280	M59	Z	-3.606	-3.606	0	%100
281	M60	X	6.246	6.246	0	%100
282	M60	Z	-3.606	-3.606	0	%100
283	M61	X	6.246	6.246	0	%100
284	M61	Z	-3.606	-3.606	0	%100
285	M62	X	6.246	6.246	0	%100
286	M62	Z	-3.606	-3.606	0	%100
287	M1	X	2.557	2.557	0	%100
288	M1	Z	-1.476	-1.476	0	%100
289	M4	X	10.507	10.507	0	%100
290	M4	Z	-6.066	-6.066	0	%100
291	M5	X	3.304	3.304	0	%100
292	M5	Z	-1.908	-1.908	0	%100
293	M181	X	10.507	10.507	0	%100
294	M181	Z	-6.066	-6.066	0	%100
295	M182	X	10.507	10.507	0	%100
296	M182	Z	-6.066	-6.066	0	%100
297	M176A	X	3.502	3.502	0	%100
298	M176A	Z	-2.022	-2.022	0	%100
299	M182A	X	3.502	3.502	0	%100
300	M182A	Z	-2.022	-2.022	0	%100
301	M183	X	3.502	3.502	0	%100
302	M183	Z	-2.022	-2.022	0	%100
303	M177	X	10.507	10.507	0	%100
304	M177	Z	-6.066	-6.066	0	%100
305	M182B	X	10.507	10.507	0	%100

Member Distributed Loads (BLC 43 : Structure Wo (60 Deg)) (Continued)

	Member Label	Direction	Start Magnitude[lb...	End Magnitude[lb/ft,F,psf]	Start Location[ft,%]	End Location[ft,%]
306	M182B	Z	-6.066	-6.066	0	%100
307	M183A	X	10.507	10.507	0	%100
308	M183A	Z	-6.066	-6.066	0	%100
309	M23	X	12.609	12.609	0	%100
310	M23	Z	-7.28	-7.28	0	%100
311	M24	X	4.203	4.203	0	%100
312	M24	Z	-2.427	-2.427	0	%100
313	M25	X	12.609	12.609	0	%100
314	M25	Z	-7.28	-7.28	0	%100
315	M26	X	4.203	4.203	0	%100
316	M26	Z	-2.427	-2.427	0	%100

Member Distributed Loads (BLC 44 : Structure Wo (90 Deg))

	Member Label	Direction	Start Magnitude[lb...	End Magnitude[lb/ft,F,psf]	Start Location[ft,%]	End Location[ft,%]
1	M67	X	0	0	0	%100
2	M67	Z	0	0	0	%100
3	M68	X	0	0	0	%100
4	M68	Z	0	0	0	%100
5	M69	X	0	0	0	%100
6	M69	Z	0	0	0	%100
7	M70	X	0	0	0	%100
8	M70	Z	0	0	0	%100
9	M83	X	0	0	0	%100
10	M83	Z	0	0	0	%100
11	M84	X	0	0	0	%100
12	M84	Z	0	0	0	%100
13	M85	X	0	0	0	%100
14	M85	Z	0	0	0	%100
15	M86	X	0	0	0	%100
16	M86	Z	0	0	0	%100
17	M183B	X	9.014	9.014	0	%100
18	M183B	Z	0	0	0	%100
19	M184	X	9.014	9.014	0	%100
20	M184	Z	0	0	0	%100
21	M186	X	9.014	9.014	0	%100
22	M186	Z	0	0	0	%100
23	M187	X	9.014	9.014	0	%100
24	M187	Z	0	0	0	%100
25	M189	X	9.014	9.014	0	%100
26	M189	Z	0	0	0	%100
27	M190	X	9.014	9.014	0	%100
28	M190	Z	0	0	0	%100
29	M192	X	9.014	9.014	0	%100
30	M192	Z	0	0	0	%100
31	M193	X	9.014	9.014	0	%100
32	M193	Z	0	0	0	%100
33	M194	X	9.014	9.014	0	%100
34	M194	Z	0	0	0	%100
35	M195	X	9.014	9.014	0	%100
36	M195	Z	0	0	0	%100
37	M196	X	9.014	9.014	0	%100

Member Distributed Loads (BLC 44 : Structure Wo (90 Deg)) (Continued)

	Member Label	Direction	Start Magnitude[lb...	End Magnitude[lb/ft,F,psf]	Start Location[ft,%]	End Location[ft,%]
38	M196	Z	0	0	0	%100
39	M197	X	9.014	9.014	0	%100
40	M197	Z	0	0	0	%100
41	M201	X	9.014	9.014	0	%100
42	M201	Z	0	0	0	%100
43	M202	X	9.014	9.014	0	%100
44	M202	Z	0	0	0	%100
45	M203	X	9.014	9.014	0	%100
46	M203	Z	0	0	0	%100
47	M204	X	9.014	9.014	0	%100
48	M204	Z	0	0	0	%100
49	M207	X	9.014	9.014	0	%100
50	M207	Z	0	0	0	%100
51	M208	X	9.014	9.014	0	%100
52	M208	Z	0	0	0	%100
53	M209	X	9.014	9.014	0	%100
54	M209	Z	0	0	0	%100
55	M210	X	9.014	9.014	0	%100
56	M210	Z	0	0	0	%100
57	M213	X	9.014	9.014	0	%100
58	M213	Z	0	0	0	%100
59	M214	X	9.014	9.014	0	%100
60	M214	Z	0	0	0	%100
61	M215	X	9.014	9.014	0	%100
62	M215	Z	0	0	0	%100
63	M216	X	9.014	9.014	0	%100
64	M216	Z	0	0	0	%100
65	M147	X	9.014	9.014	0	%100
66	M147	Z	0	0	0	%100
67	M148	X	9.014	9.014	0	%100
68	M148	Z	0	0	0	%100
69	M149	X	9.014	9.014	0	%100
70	M149	Z	0	0	0	%100
71	M150	X	9.014	9.014	0	%100
72	M150	Z	0	0	0	%100
73	M153	X	9.014	9.014	0	%100
74	M153	Z	0	0	0	%100
75	M154	X	9.014	9.014	0	%100
76	M154	Z	0	0	0	%100
77	M155	X	9.014	9.014	0	%100
78	M155	Z	0	0	0	%100
79	M156	X	9.014	9.014	0	%100
80	M156	Z	0	0	0	%100
81	M159	X	9.014	9.014	0	%100
82	M159	Z	0	0	0	%100
83	M160	X	9.014	9.014	0	%100
84	M160	Z	0	0	0	%100
85	M161	X	9.014	9.014	0	%100
86	M161	Z	0	0	0	%100
87	M162	X	9.014	9.014	0	%100
88	M162	Z	0	0	0	%100
89	M12	X	0	0	0	%100

Member Distributed Loads (BLC 44 : Structure Wo (90 Deg)) (Continued)

	Member Label	Direction	Start Magnitude[lb...	End Magnitude[lb/ft,F,psf]	Start Location[ft,%]	End Location[ft,%]
90	M12	Z	0	0	0	%100
91	M15	X	12.941	12.941	0	%100
92	M15	Z	0	0	0	%100
93	M16	X	0	0	0	%100
94	M16	Z	0	0	0	%100
95	M17	X	0	0	0	%100
96	M17	Z	0	0	0	%100
97	M20	X	12.941	12.941	0	%100
98	M20	Z	0	0	0	%100
99	M21	X	0	0	0	%100
100	M21	Z	0	0	0	%100
101	M169	X	12.941	12.941	0	%100
102	M169	Z	0	0	0	%100
103	M170	X	12.941	12.941	0	%100
104	M170	Z	0	0	0	%100
105	M175	X	12.941	12.941	0	%100
106	M175	Z	0	0	0	%100
107	M176	X	12.941	12.941	0	%100
108	M176	Z	0	0	0	%100
109	M166A	X	0	0	0	%100
110	M166A	Z	0	0	0	%100
111	M167	X	0	0	0	%100
112	M167	Z	0	0	0	%100
113	M178A	X	0	0	0	%100
114	M178A	Z	0	0	0	%100
115	M179	X	0	0	0	%100
116	M179	Z	0	0	0	%100
117	M180	X	0	0	0	%100
118	M180	Z	0	0	0	%100
119	M181A	X	0	0	0	%100
120	M181A	Z	0	0	0	%100
121	M167A	X	12.941	12.941	0	%100
122	M167A	Z	0	0	0	%100
123	M168A	X	12.941	12.941	0	%100
124	M168A	Z	0	0	0	%100
125	M178	X	12.941	12.941	0	%100
126	M178	Z	0	0	0	%100
127	M179A	X	12.941	12.941	0	%100
128	M179A	Z	0	0	0	%100
129	M180A	X	12.941	12.941	0	%100
130	M180A	Z	0	0	0	%100
131	M181B	X	12.941	12.941	0	%100
132	M181B	Z	0	0	0	%100
133	M100	X	0	0	0	%100
134	M100	Z	0	0	0	%100
135	M101	X	0	0	0	%100
136	M101	Z	0	0	0	%100
137	M116	X	7.711	7.711	0	%100
138	M116	Z	0	0	0	%100
139	M120	X	12.941	12.941	0	%100
140	M120	Z	0	0	0	%100
141	M121	X	10.916	10.916	0	%100

Member Distributed Loads (BLC 44 : Structure Wo (90 Deg)) (Continued)

	Member Label	Direction	Start Magnitude[lb...	End Magnitude[lb/ft,F,psf]	Start Location[ft,%]	End Location[ft,%]
142	M121	Z	0	0	0	%100
143	M103	X	5.877	5.877	0	%100
144	M103	Z	0	0	0	%100
145	MPC	X	11.162	11.162	0	%100
146	MPC	Z	0	0	0	%100
147	MP3C	X	11.162	11.162	0	%100
148	MP3C	Z	0	0	0	%100
149	MPCC	X	11.162	11.162	0	%100
150	MPCC	Z	0	0	0	%100
151	MP1A	X	11.162	11.162	0	%100
152	MP1A	Z	0	0	0	%100
153	MP82	X	11.162	11.162	0	%100
154	MP82	Z	0	0	0	%100
155	MP3A	X	11.162	11.162	0	%100
156	MP3A	Z	0	0	0	%100
157	MPG2	X	11.162	11.162	0	%100
158	MPG2	Z	0	0	0	%100
159	MP2C	X	11.162	11.162	0	%100
160	MP2C	Z	0	0	0	%100
161	MP2A	X	11.162	11.162	0	%100
162	MP2A	Z	0	0	0	%100
163	M97	X	11.162	11.162	0	%100
164	M97	Z	0	0	0	%100
165	MP3B	X	11.162	11.162	0	%100
166	MP3B	Z	0	0	0	%100
167	M105	X	11.162	11.162	0	%100
168	M105	Z	0	0	0	%100
169	MP1B	X	11.162	11.162	0	%100
170	MP1B	Z	0	0	0	%100
171	MP2B	X	11.162	11.162	0	%100
172	MP2B	Z	0	0	0	%100
173	MP1C	X	11.162	11.162	0	%100
174	MP1C	Z	0	0	0	%100
175	M122	X	13.966	13.966	0	%100
176	M122	Z	0	0	0	%100
177	M123	X	13.966	13.966	0	%100
178	M123	Z	0	0	0	%100
179	M126	X	13.966	13.966	0	%100
180	M126	Z	0	0	0	%100
181	M134	X	13.966	13.966	0	%100
182	M134	Z	0	0	0	%100
183	M135	X	13.966	13.966	0	%100
184	M135	Z	0	0	0	%100
185	M136	X	13.966	13.966	0	%100
186	M136	Z	0	0	0	%100
187	M137	X	13.966	13.966	0	%100
188	M137	Z	0	0	0	%100
189	M138	X	13.966	13.966	0	%100
190	M138	Z	0	0	0	%100
191	M139	X	13.966	13.966	0	%100
192	M139	Z	0	0	0	%100
193	M140	X	13.966	13.966	0	%100

Member Distributed Loads (BLC 44 : Structure Wo (90 Deg)) (Continued)

	Member Label	Direction	Start Magnitude[lb...	End Magnitude[lb/ft,F,psf]	Start Location[ft,%]	End Location[ft,%]
194	M140	Z	0	0	0	%100
195	M168	X	13.966	13.966	0	%100
196	M168	Z	0	0	0	%100
197	M169A	X	13.966	13.966	0	%100
198	M169A	Z	0	0	0	%100
199	M170A	X	13.966	13.966	0	%100
200	M170A	Z	0	0	0	%100
201	M171A	X	13.966	13.966	0	%100
202	M171A	Z	0	0	0	%100
203	M172A	X	13.966	13.966	0	%100
204	M172A	Z	0	0	0	%100
205	M173	X	13.966	13.966	0	%100
206	M173	Z	0	0	0	%100
207	M174	X	13.966	13.966	0	%100
208	M174	Z	0	0	0	%100
209	M175A	X	13.966	13.966	0	%100
210	M175A	Z	0	0	0	%100
211	M169B	X	13.966	13.966	0	%100
212	M169B	Z	0	0	0	%100
213	M170B	X	13.966	13.966	0	%100
214	M170B	Z	0	0	0	%100
215	M171	X	13.966	13.966	0	%100
216	M171	Z	0	0	0	%100
217	M172	X	13.966	13.966	0	%100
218	M172	Z	0	0	0	%100
219	M173A	X	13.966	13.966	0	%100
220	M173A	Z	0	0	0	%100
221	M174A	X	13.966	13.966	0	%100
222	M174A	Z	0	0	0	%100
223	M175B	X	13.966	13.966	0	%100
224	M175B	Z	0	0	0	%100
225	M176B	X	13.966	13.966	0	%100
226	M176B	Z	0	0	0	%100
227	M33	X	19.412	19.412	0	%100
228	M33	Z	0	0	0	%100
229	M34	X	19.412	19.412	0	%100
230	M34	Z	0	0	0	%100
231	M35	X	19.412	19.412	0	%100
232	M35	Z	0	0	0	%100
233	M36	X	19.412	19.412	0	%100
234	M36	Z	0	0	0	%100
235	M37	X	19.412	19.412	0	%100
236	M37	Z	0	0	0	%100
237	M38	X	19.412	19.412	0	%100
238	M38	Z	0	0	0	%100
239	M39	X	19.412	19.412	0	%100
240	M39	Z	0	0	0	%100
241	M40	X	19.412	19.412	0	%100
242	M40	Z	0	0	0	%100
243	M41	X	19.412	19.412	0	%100
244	M41	Z	0	0	0	%100
245	M42	X	19.412	19.412	0	%100

Member Distributed Loads (BLC 44 : Structure Wo (90 Deg)) (Continued)

	Member Label	Direction	Start Magnitude[lb...	End Magnitude[lb/ft,F,psf]	Start Location[ft,%]	End Location[ft,%]
246	M42	Z	0	0	0	%100
247	M43	X	3.146	3.146	0	%100
248	M43	Z	0	0	0	%100
249	M44	X	3.146	3.146	0	%100
250	M44	Z	0	0	0	%100
251	M45	X	3.146	3.146	0	%100
252	M45	Z	0	0	0	%100
253	M46	X	3.146	3.146	0	%100
254	M46	Z	0	0	0	%100
255	M47	X	3.146	3.146	0	%100
256	M47	Z	0	0	0	%100
257	M48	X	3.146	3.146	0	%100
258	M48	Z	0	0	0	%100
259	M49	X	3.146	3.146	0	%100
260	M49	Z	0	0	0	%100
261	M50	X	3.146	3.146	0	%100
262	M50	Z	0	0	0	%100
263	M51	X	3.146	3.146	0	%100
264	M51	Z	0	0	0	%100
265	M52	X	3.146	3.146	0	%100
266	M52	Z	0	0	0	%100
267	M53	X	3.146	3.146	0	%100
268	M53	Z	0	0	0	%100
269	M54	X	3.146	3.146	0	%100
270	M54	Z	0	0	0	%100
271	M55	X	3.146	3.146	0	%100
272	M55	Z	0	0	0	%100
273	M56	X	3.146	3.146	0	%100
274	M56	Z	0	0	0	%100
275	M57	X	3.146	3.146	0	%100
276	M57	Z	0	0	0	%100
277	M58	X	3.146	3.146	0	%100
278	M58	Z	0	0	0	%100
279	M59	X	3.146	3.146	0	%100
280	M59	Z	0	0	0	%100
281	M60	X	3.146	3.146	0	%100
282	M60	Z	0	0	0	%100
283	M61	X	3.146	3.146	0	%100
284	M61	Z	0	0	0	%100
285	M62	X	3.146	3.146	0	%100
286	M62	Z	0	0	0	%100
287	M1	X	0	0	0	%100
288	M1	Z	0	0	0	%100
289	M4	X	16.177	16.177	0	%100
290	M4	Z	0	0	0	%100
291	M5	X	0	0	0	%100
292	M5	Z	0	0	0	%100
293	M181	X	16.177	16.177	0	%100
294	M181	Z	0	0	0	%100
295	M182	X	16.177	16.177	0	%100
296	M182	Z	0	0	0	%100
297	M176A	X	0	0	0	%100

Member Distributed Loads (BLC 44 : Structure Wo (90 Deg)) (Continued)

	Member Label	Direction	Start Magnitude[lb...	End Magnitude[lb/ft,F,psf]	Start Location[ft,%]	End Location[ft,%]
298	M176A	Z	0	0	0	%100
299	M182A	X	0	0	0	%100
300	M182A	Z	0	0	0	%100
301	M183	X	0	0	0	%100
302	M183	Z	0	0	0	%100
303	M177	X	16.177	16.177	0	%100
304	M177	Z	0	0	0	%100
305	M182B	X	16.177	16.177	0	%100
306	M182B	Z	0	0	0	%100
307	M183A	X	16.177	16.177	0	%100
308	M183A	Z	0	0	0	%100
309	M23	X	19.412	19.412	0	%100
310	M23	Z	0	0	0	%100
311	M24	X	0	0	0	%100
312	M24	Z	0	0	0	%100
313	M25	X	19.412	19.412	0	%100
314	M25	Z	0	0	0	%100
315	M26	X	0	0	0	%100
316	M26	Z	0	0	0	%100

Member Distributed Loads (BLC 45 : Structure Wo (120 Deg))

	Member Label	Direction	Start Magnitude[lb...	End Magnitude[lb/ft,F,psf]	Start Location[ft,%]	End Location[ft,%]
1	M67	X	.385	.385	0	%100
2	M67	Z	.222	.222	0	%100
3	M68	X	.385	.385	0	%100
4	M68	Z	.222	.222	0	%100
5	M69	X	.385	.385	0	%100
6	M69	Z	.222	.222	0	%100
7	M70	X	.385	.385	0	%100
8	M70	Z	.222	.222	0	%100
9	M83	X	.385	.385	0	%100
10	M83	Z	.222	.222	0	%100
11	M84	X	.385	.385	0	%100
12	M84	Z	.222	.222	0	%100
13	M85	X	.385	.385	0	%100
14	M85	Z	.222	.222	0	%100
15	M86	X	.385	.385	0	%100
16	M86	Z	.222	.222	0	%100
17	M183B	X	7.806	7.806	0	%100
18	M183B	Z	4.507	4.507	0	%100
19	M184	X	7.806	7.806	0	%100
20	M184	Z	4.507	4.507	0	%100
21	M186	X	7.806	7.806	0	%100
22	M186	Z	4.507	4.507	0	%100
23	M187	X	7.806	7.806	0	%100
24	M187	Z	4.507	4.507	0	%100
25	M189	X	7.806	7.806	0	%100
26	M189	Z	4.507	4.507	0	%100
27	M190	X	7.806	7.806	0	%100
28	M190	Z	4.507	4.507	0	%100
29	M192	X	7.806	7.806	0	%100

Member Distributed Loads (BLC 45 : Structure Wo (120 Deg)) (Continued)

	Member Label	Direction	Start Magnitude[lb...	End Magnitude[lb/ft,F,psf]	Start Location[ft,%]	End Location[ft,%]
30	M192	Z	4.507	4.507	0	%100
31	M193	X	7.806	7.806	0	%100
32	M193	Z	4.507	4.507	0	%100
33	M194	X	7.806	7.806	0	%100
34	M194	Z	4.507	4.507	0	%100
35	M195	X	7.806	7.806	0	%100
36	M195	Z	4.507	4.507	0	%100
37	M196	X	7.806	7.806	0	%100
38	M196	Z	4.507	4.507	0	%100
39	M197	X	7.806	7.806	0	%100
40	M197	Z	4.507	4.507	0	%100
41	M201	X	7.806	7.806	0	%100
42	M201	Z	4.507	4.507	0	%100
43	M202	X	7.806	7.806	0	%100
44	M202	Z	4.507	4.507	0	%100
45	M203	X	7.806	7.806	0	%100
46	M203	Z	4.507	4.507	0	%100
47	M204	X	7.806	7.806	0	%100
48	M204	Z	4.507	4.507	0	%100
49	M207	X	7.806	7.806	0	%100
50	M207	Z	4.507	4.507	0	%100
51	M208	X	7.806	7.806	0	%100
52	M208	Z	4.507	4.507	0	%100
53	M209	X	7.806	7.806	0	%100
54	M209	Z	4.507	4.507	0	%100
55	M210	X	7.806	7.806	0	%100
56	M210	Z	4.507	4.507	0	%100
57	M213	X	7.806	7.806	0	%100
58	M213	Z	4.507	4.507	0	%100
59	M214	X	7.806	7.806	0	%100
60	M214	Z	4.507	4.507	0	%100
61	M215	X	7.806	7.806	0	%100
62	M215	Z	4.507	4.507	0	%100
63	M216	X	7.806	7.806	0	%100
64	M216	Z	4.507	4.507	0	%100
65	M147	X	7.806	7.806	0	%100
66	M147	Z	4.507	4.507	0	%100
67	M148	X	7.806	7.806	0	%100
68	M148	Z	4.507	4.507	0	%100
69	M149	X	7.806	7.806	0	%100
70	M149	Z	4.507	4.507	0	%100
71	M150	X	7.806	7.806	0	%100
72	M150	Z	4.507	4.507	0	%100
73	M153	X	7.806	7.806	0	%100
74	M153	Z	4.507	4.507	0	%100
75	M154	X	7.806	7.806	0	%100
76	M154	Z	4.507	4.507	0	%100
77	M155	X	7.806	7.806	0	%100
78	M155	Z	4.507	4.507	0	%100
79	M156	X	7.806	7.806	0	%100
80	M156	Z	4.507	4.507	0	%100
81	M159	X	7.806	7.806	0	%100

Member Distributed Loads (BLC 45 : Structure Wo (120 Deg)) (Continued)

	Member Label	Direction	Start Magnitude[lb...	End Magnitude[lb/ft,F,psf]	Start Location[ft,%]	End Location[ft,%]
82	M159	Z	4.507	4.507	0	%100
83	M160	X	7.806	7.806	0	%100
84	M160	Z	4.507	4.507	0	%100
85	M161	X	7.806	7.806	0	%100
86	M161	Z	4.507	4.507	0	%100
87	M162	X	7.806	7.806	0	%100
88	M162	Z	4.507	4.507	0	%100
89	M12	X	2.148	2.148	0	%100
90	M12	Z	1.24	1.24	0	%100
91	M15	X	8.406	8.406	0	%100
92	M15	Z	4.853	4.853	0	%100
93	M16	X	2.802	2.802	0	%100
94	M16	Z	1.618	1.618	0	%100
95	M17	X	2.148	2.148	0	%100
96	M17	Z	1.24	1.24	0	%100
97	M20	X	8.406	8.406	0	%100
98	M20	Z	4.853	4.853	0	%100
99	M21	X	2.802	2.802	0	%100
100	M21	Z	1.618	1.618	0	%100
101	M169	X	8.406	8.406	0	%100
102	M169	Z	4.853	4.853	0	%100
103	M170	X	8.406	8.406	0	%100
104	M170	Z	4.853	4.853	0	%100
105	M175	X	8.406	8.406	0	%100
106	M175	Z	4.853	4.853	0	%100
107	M176	X	8.406	8.406	0	%100
108	M176	Z	4.853	4.853	0	%100
109	M166A	X	2.802	2.802	0	%100
110	M166A	Z	1.618	1.618	0	%100
111	M167	X	2.802	2.802	0	%100
112	M167	Z	1.618	1.618	0	%100
113	M178A	X	2.802	2.802	0	%100
114	M178A	Z	1.618	1.618	0	%100
115	M179	X	2.802	2.802	0	%100
116	M179	Z	1.618	1.618	0	%100
117	M180	X	2.802	2.802	0	%100
118	M180	Z	1.618	1.618	0	%100
119	M181A	X	2.802	2.802	0	%100
120	M181A	Z	1.618	1.618	0	%100
121	M167A	X	8.406	8.406	0	%100
122	M167A	Z	4.853	4.853	0	%100
123	M168A	X	8.406	8.406	0	%100
124	M168A	Z	4.853	4.853	0	%100
125	M178	X	8.406	8.406	0	%100
126	M178	Z	4.853	4.853	0	%100
127	M179A	X	8.406	8.406	0	%100
128	M179A	Z	4.853	4.853	0	%100
129	M180A	X	8.406	8.406	0	%100
130	M180A	Z	4.853	4.853	0	%100
131	M181B	X	8.406	8.406	0	%100
132	M181B	Z	4.853	4.853	0	%100
133	M100	X	2.802	2.802	0	%100

Member Distributed Loads (BLC 45 : Structure Wo (120 Deg)) (Continued)

	Member Label	Direction	Start Magnitude[lb...	End Magnitude[lb/ft,F,psf]	Start Location[ft,%]	End Location[ft,%]
134	M100	Z	1.618	1.618	0	%100
135	M101	X	2.802	2.802	0	%100
136	M101	Z	1.618	1.618	0	%100
137	M116	X	7.811	7.811	0	%100
138	M116	Z	4.509	4.509	0	%100
139	M120	X	10.218	10.218	0	%100
140	M120	Z	5.899	5.899	0	%100
141	M121	X	8.321	8.321	0	%100
142	M121	Z	4.804	4.804	0	%100
143	M103	X	9.141	9.141	0	%100
144	M103	Z	5.278	5.278	0	%100
145	MPC	X	9.667	9.667	0	%100
146	MPC	Z	5.581	5.581	0	%100
147	MP3C	X	9.667	9.667	0	%100
148	MP3C	Z	5.581	5.581	0	%100
149	MPCC	X	9.667	9.667	0	%100
150	MPCC	Z	5.581	5.581	0	%100
151	MP1A	X	9.667	9.667	0	%100
152	MP1A	Z	5.581	5.581	0	%100
153	MP82	X	9.667	9.667	0	%100
154	MP82	Z	5.581	5.581	0	%100
155	MP3A	X	9.667	9.667	0	%100
156	MP3A	Z	5.581	5.581	0	%100
157	MPG2	X	9.667	9.667	0	%100
158	MPG2	Z	5.581	5.581	0	%100
159	MP2C	X	9.667	9.667	0	%100
160	MP2C	Z	5.581	5.581	0	%100
161	MP2A	X	9.667	9.667	0	%100
162	MP2A	Z	5.581	5.581	0	%100
163	M97	X	9.667	9.667	0	%100
164	M97	Z	5.581	5.581	0	%100
165	MP3B	X	9.667	9.667	0	%100
166	MP3B	Z	5.581	5.581	0	%100
167	M105	X	9.667	9.667	0	%100
168	M105	Z	5.581	5.581	0	%100
169	MP1B	X	9.667	9.667	0	%100
170	MP1B	Z	5.581	5.581	0	%100
171	MP2B	X	9.667	9.667	0	%100
172	MP2B	Z	5.581	5.581	0	%100
173	MP1C	X	9.667	9.667	0	%100
174	MP1C	Z	5.581	5.581	0	%100
175	M122	X	12.095	12.095	0	%100
176	M122	Z	6.983	6.983	0	%100
177	M123	X	12.095	12.095	0	%100
178	M123	Z	6.983	6.983	0	%100
179	M126	X	12.095	12.095	0	%100
180	M126	Z	6.983	6.983	0	%100
181	M134	X	12.095	12.095	0	%100
182	M134	Z	6.983	6.983	0	%100
183	M135	X	12.095	12.095	0	%100
184	M135	Z	6.983	6.983	0	%100
185	M136	X	12.095	12.095	0	%100

Member Distributed Loads (BLC 45 : Structure Wo (120 Deg)) (Continued)

	Member Label	Direction	Start Magnitude[lb...	End Magnitude[lb/ft,F,psf]	Start Location[ft,%]	End Location[ft,%]
186	M136	Z	6.983	6.983	0	%100
187	M137	X	12.095	12.095	0	%100
188	M137	Z	6.983	6.983	0	%100
189	M138	X	12.095	12.095	0	%100
190	M138	Z	6.983	6.983	0	%100
191	M139	X	12.095	12.095	0	%100
192	M139	Z	6.983	6.983	0	%100
193	M140	X	12.095	12.095	0	%100
194	M140	Z	6.983	6.983	0	%100
195	M168	X	12.095	12.095	0	%100
196	M168	Z	6.983	6.983	0	%100
197	M169A	X	12.095	12.095	0	%100
198	M169A	Z	6.983	6.983	0	%100
199	M170A	X	12.095	12.095	0	%100
200	M170A	Z	6.983	6.983	0	%100
201	M171A	X	12.095	12.095	0	%100
202	M171A	Z	6.983	6.983	0	%100
203	M172A	X	12.095	12.095	0	%100
204	M172A	Z	6.983	6.983	0	%100
205	M173	X	12.095	12.095	0	%100
206	M173	Z	6.983	6.983	0	%100
207	M174	X	12.095	12.095	0	%100
208	M174	Z	6.983	6.983	0	%100
209	M175A	X	12.095	12.095	0	%100
210	M175A	Z	6.983	6.983	0	%100
211	M169B	X	12.095	12.095	0	%100
212	M169B	Z	6.983	6.983	0	%100
213	M170B	X	12.095	12.095	0	%100
214	M170B	Z	6.983	6.983	0	%100
215	M171	X	12.095	12.095	0	%100
216	M171	Z	6.983	6.983	0	%100
217	M172	X	12.095	12.095	0	%100
218	M172	Z	6.983	6.983	0	%100
219	M173A	X	12.095	12.095	0	%100
220	M173A	Z	6.983	6.983	0	%100
221	M174A	X	12.095	12.095	0	%100
222	M174A	Z	6.983	6.983	0	%100
223	M175B	X	12.095	12.095	0	%100
224	M175B	Z	6.983	6.983	0	%100
225	M176B	X	12.095	12.095	0	%100
226	M176B	Z	6.983	6.983	0	%100
227	M33	X	13.29	13.29	0	%100
228	M33	Z	7.673	7.673	0	%100
229	M34	X	13.29	13.29	0	%100
230	M34	Z	7.673	7.673	0	%100
231	M35	X	13.29	13.29	0	%100
232	M35	Z	7.673	7.673	0	%100
233	M36	X	13.29	13.29	0	%100
234	M36	Z	7.673	7.673	0	%100
235	M37	X	13.29	13.29	0	%100
236	M37	Z	7.673	7.673	0	%100
237	M38	X	13.29	13.29	0	%100

Member Distributed Loads (BLC 45 : Structure Wo (120 Deg)) (Continued)

	Member Label	Direction	Start Magnitude[lb...	End Magnitude[lb/ft,F,psf]	Start Location[ft,%]	End Location[ft,%]
238	M38	Z	7.673	7.673	0	%100
239	M39	X	13.29	13.29	0	%100
240	M39	Z	7.673	7.673	0	%100
241	M40	X	13.29	13.29	0	%100
242	M40	Z	7.673	7.673	0	%100
243	M41	X	13.29	13.29	0	%100
244	M41	Z	7.673	7.673	0	%100
245	M42	X	13.29	13.29	0	%100
246	M42	Z	7.673	7.673	0	%100
247	M43	X	6.246	6.246	0	%100
248	M43	Z	3.606	3.606	0	%100
249	M44	X	6.246	6.246	0	%100
250	M44	Z	3.606	3.606	0	%100
251	M45	X	6.246	6.246	0	%100
252	M45	Z	3.606	3.606	0	%100
253	M46	X	6.246	6.246	0	%100
254	M46	Z	3.606	3.606	0	%100
255	M47	X	6.246	6.246	0	%100
256	M47	Z	3.606	3.606	0	%100
257	M48	X	6.246	6.246	0	%100
258	M48	Z	3.606	3.606	0	%100
259	M49	X	6.246	6.246	0	%100
260	M49	Z	3.606	3.606	0	%100
261	M50	X	6.246	6.246	0	%100
262	M50	Z	3.606	3.606	0	%100
263	M51	X	6.246	6.246	0	%100
264	M51	Z	3.606	3.606	0	%100
265	M52	X	6.246	6.246	0	%100
266	M52	Z	3.606	3.606	0	%100
267	M53	X	6.246	6.246	0	%100
268	M53	Z	3.606	3.606	0	%100
269	M54	X	6.246	6.246	0	%100
270	M54	Z	3.606	3.606	0	%100
271	M55	X	6.246	6.246	0	%100
272	M55	Z	3.606	3.606	0	%100
273	M56	X	6.246	6.246	0	%100
274	M56	Z	3.606	3.606	0	%100
275	M57	X	6.246	6.246	0	%100
276	M57	Z	3.606	3.606	0	%100
277	M58	X	6.246	6.246	0	%100
278	M58	Z	3.606	3.606	0	%100
279	M59	X	6.246	6.246	0	%100
280	M59	Z	3.606	3.606	0	%100
281	M60	X	6.246	6.246	0	%100
282	M60	Z	3.606	3.606	0	%100
283	M61	X	6.246	6.246	0	%100
284	M61	Z	3.606	3.606	0	%100
285	M62	X	6.246	6.246	0	%100
286	M62	Z	3.606	3.606	0	%100
287	M1	X	2.557	2.557	0	%100
288	M1	Z	1.476	1.476	0	%100
289	M4	X	10.507	10.507	0	%100

Member Distributed Loads (BLC 45 : Structure Wo (120 Deg)) (Continued)

	Member Label	Direction	Start Magnitude[lb...	End Magnitude[lb/ft,F,psf]	Start Location[ft,%]	End Location[ft,%]
290	M4	Z	6.066	6.066	0	%100
291	M5	X	3.304	3.304	0	%100
292	M5	Z	1.908	1.908	0	%100
293	M181	X	10.507	10.507	0	%100
294	M181	Z	6.066	6.066	0	%100
295	M182	X	10.507	10.507	0	%100
296	M182	Z	6.066	6.066	0	%100
297	M176A	X	3.502	3.502	0	%100
298	M176A	Z	2.022	2.022	0	%100
299	M182A	X	3.502	3.502	0	%100
300	M182A	Z	2.022	2.022	0	%100
301	M183	X	3.502	3.502	0	%100
302	M183	Z	2.022	2.022	0	%100
303	M177	X	10.507	10.507	0	%100
304	M177	Z	6.066	6.066	0	%100
305	M182B	X	10.507	10.507	0	%100
306	M182B	Z	6.066	6.066	0	%100
307	M183A	X	10.507	10.507	0	%100
308	M183A	Z	6.066	6.066	0	%100
309	M23	X	12.609	12.609	0	%100
310	M23	Z	7.28	7.28	0	%100
311	M24	X	4.203	4.203	0	%100
312	M24	Z	2.427	2.427	0	%100
313	M25	X	12.609	12.609	0	%100
314	M25	Z	7.28	7.28	0	%100
315	M26	X	4.203	4.203	0	%100
316	M26	Z	2.427	2.427	0	%100

Member Distributed Loads (BLC 46 : Structure Wo (150 Deg))

	Member Label	Direction	Start Magnitude[lb...	End Magnitude[lb/ft,F,psf]	Start Location[ft,%]	End Location[ft,%]
1	M67	X	.667	.667	0	%100
2	M67	Z	1.156	1.156	0	%100
3	M68	X	.667	.667	0	%100
4	M68	Z	1.156	1.156	0	%100
5	M69	X	.667	.667	0	%100
6	M69	Z	1.156	1.156	0	%100
7	M70	X	.667	.667	0	%100
8	M70	Z	1.156	1.156	0	%100
9	M83	X	.667	.667	0	%100
10	M83	Z	1.156	1.156	0	%100
11	M84	X	.667	.667	0	%100
12	M84	Z	1.156	1.156	0	%100
13	M85	X	.667	.667	0	%100
14	M85	Z	1.156	1.156	0	%100
15	M86	X	.667	.667	0	%100
16	M86	Z	1.156	1.156	0	%100
17	M183B	X	4.507	4.507	0	%100
18	M183B	Z	7.806	7.806	0	%100
19	M184	X	4.507	4.507	0	%100
20	M184	Z	7.806	7.806	0	%100
21	M186	X	4.507	4.507	0	%100

Member Distributed Loads (BLC 46 : Structure Wo (150 Deg)) (Continued)

	Member Label	Direction	Start Magnitude[lb...	End Magnitude[lb/ft,F,psf]	Start Location[ft,%]	End Location[ft,%]
22	M186	Z	7.806	7.806	0	%100
23	M187	X	4.507	4.507	0	%100
24	M187	Z	7.806	7.806	0	%100
25	M189	X	4.507	4.507	0	%100
26	M189	Z	7.806	7.806	0	%100
27	M190	X	4.507	4.507	0	%100
28	M190	Z	7.806	7.806	0	%100
29	M192	X	4.507	4.507	0	%100
30	M192	Z	7.806	7.806	0	%100
31	M193	X	4.507	4.507	0	%100
32	M193	Z	7.806	7.806	0	%100
33	M194	X	4.507	4.507	0	%100
34	M194	Z	7.806	7.806	0	%100
35	M195	X	4.507	4.507	0	%100
36	M195	Z	7.806	7.806	0	%100
37	M196	X	4.507	4.507	0	%100
38	M196	Z	7.806	7.806	0	%100
39	M197	X	4.507	4.507	0	%100
40	M197	Z	7.806	7.806	0	%100
41	M201	X	4.507	4.507	0	%100
42	M201	Z	7.806	7.806	0	%100
43	M202	X	4.507	4.507	0	%100
44	M202	Z	7.806	7.806	0	%100
45	M203	X	4.507	4.507	0	%100
46	M203	Z	7.806	7.806	0	%100
47	M204	X	4.507	4.507	0	%100
48	M204	Z	7.806	7.806	0	%100
49	M207	X	4.507	4.507	0	%100
50	M207	Z	7.806	7.806	0	%100
51	M208	X	4.507	4.507	0	%100
52	M208	Z	7.806	7.806	0	%100
53	M209	X	4.507	4.507	0	%100
54	M209	Z	7.806	7.806	0	%100
55	M210	X	4.507	4.507	0	%100
56	M210	Z	7.806	7.806	0	%100
57	M213	X	4.507	4.507	0	%100
58	M213	Z	7.806	7.806	0	%100
59	M214	X	4.507	4.507	0	%100
60	M214	Z	7.806	7.806	0	%100
61	M215	X	4.507	4.507	0	%100
62	M215	Z	7.806	7.806	0	%100
63	M216	X	4.507	4.507	0	%100
64	M216	Z	7.806	7.806	0	%100
65	M147	X	4.507	4.507	0	%100
66	M147	Z	7.806	7.806	0	%100
67	M148	X	4.507	4.507	0	%100
68	M148	Z	7.806	7.806	0	%100
69	M149	X	4.507	4.507	0	%100
70	M149	Z	7.806	7.806	0	%100
71	M150	X	4.507	4.507	0	%100
72	M150	Z	7.806	7.806	0	%100
73	M153	X	4.507	4.507	0	%100

Member Distributed Loads (BLC 46 : Structure Wo (150 Deg)) (Continued)

	Member Label	Direction	Start Magnitude[lb...	End Magnitude[lb/ft,F,psf]	Start Location[ft,%]	End Location[ft,%]
74	M153	Z	7.806	7.806	0	%100
75	M154	X	4.507	4.507	0	%100
76	M154	Z	7.806	7.806	0	%100
77	M155	X	4.507	4.507	0	%100
78	M155	Z	7.806	7.806	0	%100
79	M156	X	4.507	4.507	0	%100
80	M156	Z	7.806	7.806	0	%100
81	M159	X	4.507	4.507	0	%100
82	M159	Z	7.806	7.806	0	%100
83	M160	X	4.507	4.507	0	%100
84	M160	Z	7.806	7.806	0	%100
85	M161	X	4.507	4.507	0	%100
86	M161	Z	7.806	7.806	0	%100
87	M162	X	4.507	4.507	0	%100
88	M162	Z	7.806	7.806	0	%100
89	M12	X	3.721	3.721	0	%100
90	M12	Z	6.444	6.444	0	%100
91	M15	X	1.618	1.618	0	%100
92	M15	Z	2.802	2.802	0	%100
93	M16	X	4.853	4.853	0	%100
94	M16	Z	8.406	8.406	0	%100
95	M17	X	3.721	3.721	0	%100
96	M17	Z	6.444	6.444	0	%100
97	M20	X	1.618	1.618	0	%100
98	M20	Z	2.802	2.802	0	%100
99	M21	X	4.853	4.853	0	%100
100	M21	Z	8.406	8.406	0	%100
101	M169	X	1.618	1.618	0	%100
102	M169	Z	2.802	2.802	0	%100
103	M170	X	1.618	1.618	0	%100
104	M170	Z	2.802	2.802	0	%100
105	M175	X	1.618	1.618	0	%100
106	M175	Z	2.802	2.802	0	%100
107	M176	X	1.618	1.618	0	%100
108	M176	Z	2.802	2.802	0	%100
109	M166A	X	4.853	4.853	0	%100
110	M166A	Z	8.406	8.406	0	%100
111	M167	X	4.853	4.853	0	%100
112	M167	Z	8.406	8.406	0	%100
113	M178A	X	4.853	4.853	0	%100
114	M178A	Z	8.406	8.406	0	%100
115	M179	X	4.853	4.853	0	%100
116	M179	Z	8.406	8.406	0	%100
117	M180	X	4.853	4.853	0	%100
118	M180	Z	8.406	8.406	0	%100
119	M181A	X	4.853	4.853	0	%100
120	M181A	Z	8.406	8.406	0	%100
121	M167A	X	1.618	1.618	0	%100
122	M167A	Z	2.802	2.802	0	%100
123	M168A	X	1.618	1.618	0	%100
124	M168A	Z	2.802	2.802	0	%100
125	M178	X	1.618	1.618	0	%100

Member Distributed Loads (BLC 46 : Structure Wo (150 Deg)) (Continued)

	Member Label	Direction	Start Magnitude[lb...	End Magnitude[lb/ft,F,psf]	Start Location[ft,%]	End Location[ft,%]
126	M178	Z	2.802	2.802	0	%100
127	M179A	X	1.618	1.618	0	%100
128	M179A	Z	2.802	2.802	0	%100
129	M180A	X	1.618	1.618	0	%100
130	M180A	Z	2.802	2.802	0	%100
131	M181B	X	1.618	1.618	0	%100
132	M181B	Z	2.802	2.802	0	%100
133	M100	X	4.853	4.853	0	%100
134	M100	Z	8.406	8.406	0	%100
135	M101	X	4.853	4.853	0	%100
136	M101	Z	8.406	8.406	0	%100
137	M116	X	5.817	5.817	0	%100
138	M116	Z	10.075	10.075	0	%100
139	M120	X	4.756	4.756	0	%100
140	M120	Z	8.238	8.238	0	%100
141	M121	X	4.959	4.959	0	%100
142	M121	Z	8.589	8.589	0	%100
143	M103	X	5.13	5.13	0	%100
144	M103	Z	8.885	8.885	0	%100
145	MPC	X	5.581	5.581	0	%100
146	MPC	Z	9.667	9.667	0	%100
147	MP3C	X	5.581	5.581	0	%100
148	MP3C	Z	9.667	9.667	0	%100
149	MPCC	X	5.581	5.581	0	%100
150	MPCC	Z	9.667	9.667	0	%100
151	MP1A	X	5.581	5.581	0	%100
152	MP1A	Z	9.667	9.667	0	%100
153	MP82	X	5.581	5.581	0	%100
154	MP82	Z	9.667	9.667	0	%100
155	MP3A	X	5.581	5.581	0	%100
156	MP3A	Z	9.667	9.667	0	%100
157	MPG2	X	5.581	5.581	0	%100
158	MPG2	Z	9.667	9.667	0	%100
159	MP2C	X	5.581	5.581	0	%100
160	MP2C	Z	9.667	9.667	0	%100
161	MP2A	X	5.581	5.581	0	%100
162	MP2A	Z	9.667	9.667	0	%100
163	M97	X	5.581	5.581	0	%100
164	M97	Z	9.667	9.667	0	%100
165	MP3B	X	5.581	5.581	0	%100
166	MP3B	Z	9.667	9.667	0	%100
167	M105	X	5.581	5.581	0	%100
168	M105	Z	9.667	9.667	0	%100
169	MP1B	X	5.581	5.581	0	%100
170	MP1B	Z	9.667	9.667	0	%100
171	MP2B	X	5.581	5.581	0	%100
172	MP2B	Z	9.667	9.667	0	%100
173	MP1C	X	5.581	5.581	0	%100
174	MP1C	Z	9.667	9.667	0	%100
175	M122	X	6.983	6.983	0	%100
176	M122	Z	12.095	12.095	0	%100
177	M123	X	6.983	6.983	0	%100

Member Distributed Loads (BLC 46 : Structure Wo (150 Deg)) (Continued)

	Member Label	Direction	Start Magnitude[lb...	End Magnitude[lb/ft,F,psf]	Start Location[ft,%]	End Location[ft,%]
178	M123	Z	12.095	12.095	0	%100
179	M126	X	6.983	6.983	0	%100
180	M126	Z	12.095	12.095	0	%100
181	M134	X	6.983	6.983	0	%100
182	M134	Z	12.095	12.095	0	%100
183	M135	X	6.983	6.983	0	%100
184	M135	Z	12.095	12.095	0	%100
185	M136	X	6.983	6.983	0	%100
186	M136	Z	12.095	12.095	0	%100
187	M137	X	6.983	6.983	0	%100
188	M137	Z	12.095	12.095	0	%100
189	M138	X	6.983	6.983	0	%100
190	M138	Z	12.095	12.095	0	%100
191	M139	X	6.983	6.983	0	%100
192	M139	Z	12.095	12.095	0	%100
193	M140	X	6.983	6.983	0	%100
194	M140	Z	12.095	12.095	0	%100
195	M168	X	6.983	6.983	0	%100
196	M168	Z	12.095	12.095	0	%100
197	M169A	X	6.983	6.983	0	%100
198	M169A	Z	12.095	12.095	0	%100
199	M170A	X	6.983	6.983	0	%100
200	M170A	Z	12.095	12.095	0	%100
201	M171A	X	6.983	6.983	0	%100
202	M171A	Z	12.095	12.095	0	%100
203	M172A	X	6.983	6.983	0	%100
204	M172A	Z	12.095	12.095	0	%100
205	M173	X	6.983	6.983	0	%100
206	M173	Z	12.095	12.095	0	%100
207	M174	X	6.983	6.983	0	%100
208	M174	Z	12.095	12.095	0	%100
209	M175A	X	6.983	6.983	0	%100
210	M175A	Z	12.095	12.095	0	%100
211	M169B	X	6.983	6.983	0	%100
212	M169B	Z	12.095	12.095	0	%100
213	M170B	X	6.983	6.983	0	%100
214	M170B	Z	12.095	12.095	0	%100
215	M171	X	6.983	6.983	0	%100
216	M171	Z	12.095	12.095	0	%100
217	M172	X	6.983	6.983	0	%100
218	M172	Z	12.095	12.095	0	%100
219	M173A	X	6.983	6.983	0	%100
220	M173A	Z	12.095	12.095	0	%100
221	M174A	X	6.983	6.983	0	%100
222	M174A	Z	12.095	12.095	0	%100
223	M175B	X	6.983	6.983	0	%100
224	M175B	Z	12.095	12.095	0	%100
225	M176B	X	6.983	6.983	0	%100
226	M176B	Z	12.095	12.095	0	%100
227	M33	X	3.606	3.606	0	%100
228	M33	Z	6.246	6.246	0	%100
229	M34	X	3.606	3.606	0	%100

Member Distributed Loads (BLC 46 : Structure Wo (150 Deg)) (Continued)

	Member Label	Direction	Start Magnitude[lb...	End Magnitude[lb/ft,F,psf]	Start Location[ft,%]	End Location[ft,%]
230	M34	Z	6.246	6.246	0	%100
231	M35	X	3.606	3.606	0	%100
232	M35	Z	6.246	6.246	0	%100
233	M36	X	3.606	3.606	0	%100
234	M36	Z	6.246	6.246	0	%100
235	M37	X	3.606	3.606	0	%100
236	M37	Z	6.246	6.246	0	%100
237	M38	X	3.606	3.606	0	%100
238	M38	Z	6.246	6.246	0	%100
239	M39	X	3.606	3.606	0	%100
240	M39	Z	6.246	6.246	0	%100
241	M40	X	3.606	3.606	0	%100
242	M40	Z	6.246	6.246	0	%100
243	M41	X	3.606	3.606	0	%100
244	M41	Z	6.246	6.246	0	%100
245	M42	X	3.606	3.606	0	%100
246	M42	Z	6.246	6.246	0	%100
247	M43	X	7.673	7.673	0	%100
248	M43	Z	13.29	13.29	0	%100
249	M44	X	7.673	7.673	0	%100
250	M44	Z	13.29	13.29	0	%100
251	M45	X	7.673	7.673	0	%100
252	M45	Z	13.29	13.29	0	%100
253	M46	X	7.673	7.673	0	%100
254	M46	Z	13.29	13.29	0	%100
255	M47	X	7.673	7.673	0	%100
256	M47	Z	13.29	13.29	0	%100
257	M48	X	7.673	7.673	0	%100
258	M48	Z	13.29	13.29	0	%100
259	M49	X	7.673	7.673	0	%100
260	M49	Z	13.29	13.29	0	%100
261	M50	X	7.673	7.673	0	%100
262	M50	Z	13.29	13.29	0	%100
263	M51	X	7.673	7.673	0	%100
264	M51	Z	13.29	13.29	0	%100
265	M52	X	7.673	7.673	0	%100
266	M52	Z	13.29	13.29	0	%100
267	M53	X	7.673	7.673	0	%100
268	M53	Z	13.29	13.29	0	%100
269	M54	X	7.673	7.673	0	%100
270	M54	Z	13.29	13.29	0	%100
271	M55	X	7.673	7.673	0	%100
272	M55	Z	13.29	13.29	0	%100
273	M56	X	7.673	7.673	0	%100
274	M56	Z	13.29	13.29	0	%100
275	M57	X	7.673	7.673	0	%100
276	M57	Z	13.29	13.29	0	%100
277	M58	X	7.673	7.673	0	%100
278	M58	Z	13.29	13.29	0	%100
279	M59	X	7.673	7.673	0	%100
280	M59	Z	13.29	13.29	0	%100
281	M60	X	7.673	7.673	0	%100

Member Distributed Loads (BLC 46 : Structure Wo (150 Deg)) (Continued)

	Member Label	Direction	Start Magnitude[lb...	End Magnitude[lb/ft,F,psf]	Start Location[ft,%]	End Location[ft,%]
282	M60	Z	13.29	13.29	0	%100
283	M61	X	7.673	7.673	0	%100
284	M61	Z	13.29	13.29	0	%100
285	M62	X	7.673	7.673	0	%100
286	M62	Z	13.29	13.29	0	%100
287	M1	X	4.428	4.428	0	%100
288	M1	Z	7.67	7.67	0	%100
289	M4	X	2.022	2.022	0	%100
290	M4	Z	3.502	3.502	0	%100
291	M5	X	5.723	5.723	0	%100
292	M5	Z	9.912	9.912	0	%100
293	M181	X	2.022	2.022	0	%100
294	M181	Z	3.502	3.502	0	%100
295	M182	X	2.022	2.022	0	%100
296	M182	Z	3.502	3.502	0	%100
297	M176A	X	6.066	6.066	0	%100
298	M176A	Z	10.507	10.507	0	%100
299	M182A	X	6.066	6.066	0	%100
300	M182A	Z	10.507	10.507	0	%100
301	M183	X	6.066	6.066	0	%100
302	M183	Z	10.507	10.507	0	%100
303	M177	X	2.022	2.022	0	%100
304	M177	Z	3.502	3.502	0	%100
305	M182B	X	2.022	2.022	0	%100
306	M182B	Z	3.502	3.502	0	%100
307	M183A	X	2.022	2.022	0	%100
308	M183A	Z	3.502	3.502	0	%100
309	M23	X	2.427	2.427	0	%100
310	M23	Z	4.203	4.203	0	%100
311	M24	X	7.28	7.28	0	%100
312	M24	Z	12.609	12.609	0	%100
313	M25	X	2.427	2.427	0	%100
314	M25	Z	4.203	4.203	0	%100
315	M26	X	7.28	7.28	0	%100
316	M26	Z	12.609	12.609	0	%100

Member Distributed Loads (BLC 47 : Structure Wo (180 Deg))

	Member Label	Direction	Start Magnitude[lb...	End Magnitude[lb/ft,F,psf]	Start Location[ft,%]	End Location[ft,%]
1	M67	X	0	0	0	%100
2	M67	Z	1.779	1.779	0	%100
3	M68	X	0	0	0	%100
4	M68	Z	1.779	1.779	0	%100
5	M69	X	0	0	0	%100
6	M69	Z	1.779	1.779	0	%100
7	M70	X	0	0	0	%100
8	M70	Z	1.779	1.779	0	%100
9	M83	X	0	0	0	%100
10	M83	Z	1.779	1.779	0	%100
11	M84	X	0	0	0	%100
12	M84	Z	1.779	1.779	0	%100
13	M85	X	0	0	0	%100

Member Distributed Loads (BLC 47 : Structure Wo (180 Deg)) (Continued)

	Member Label	Direction	Start Magnitude[lb...	End Magnitude[lb/ft,F,psf]	Start Location[ft,%]	End Location[ft,%]
14	M85	Z	1.779	1.779	0	%100
15	M86	X	0	0	0	%100
16	M86	Z	1.779	1.779	0	%100
17	M183B	X	0	0	0	%100
18	M183B	Z	9.014	9.014	0	%100
19	M184	X	0	0	0	%100
20	M184	Z	9.014	9.014	0	%100
21	M186	X	0	0	0	%100
22	M186	Z	9.014	9.014	0	%100
23	M187	X	0	0	0	%100
24	M187	Z	9.014	9.014	0	%100
25	M189	X	0	0	0	%100
26	M189	Z	9.014	9.014	0	%100
27	M190	X	0	0	0	%100
28	M190	Z	9.014	9.014	0	%100
29	M192	X	0	0	0	%100
30	M192	Z	9.014	9.014	0	%100
31	M193	X	0	0	0	%100
32	M193	Z	9.014	9.014	0	%100
33	M194	X	0	0	0	%100
34	M194	Z	9.014	9.014	0	%100
35	M195	X	0	0	0	%100
36	M195	Z	9.014	9.014	0	%100
37	M196	X	0	0	0	%100
38	M196	Z	9.014	9.014	0	%100
39	M197	X	0	0	0	%100
40	M197	Z	9.014	9.014	0	%100
41	M201	X	0	0	0	%100
42	M201	Z	9.014	9.014	0	%100
43	M202	X	0	0	0	%100
44	M202	Z	9.014	9.014	0	%100
45	M203	X	0	0	0	%100
46	M203	Z	9.014	9.014	0	%100
47	M204	X	0	0	0	%100
48	M204	Z	9.014	9.014	0	%100
49	M207	X	0	0	0	%100
50	M207	Z	9.014	9.014	0	%100
51	M208	X	0	0	0	%100
52	M208	Z	9.014	9.014	0	%100
53	M209	X	0	0	0	%100
54	M209	Z	9.014	9.014	0	%100
55	M210	X	0	0	0	%100
56	M210	Z	9.014	9.014	0	%100
57	M213	X	0	0	0	%100
58	M213	Z	9.014	9.014	0	%100
59	M214	X	0	0	0	%100
60	M214	Z	9.014	9.014	0	%100
61	M215	X	0	0	0	%100
62	M215	Z	9.014	9.014	0	%100
63	M216	X	0	0	0	%100
64	M216	Z	9.014	9.014	0	%100
65	M147	X	0	0	0	%100

Member Distributed Loads (BLC 47 : Structure Wo (180 Deg)) (Continued)

	Member Label	Direction	Start Magnitude[lb...	End Magnitude[lb/ft,F,psf]	Start Location[ft,%]	End Location[ft,%]
66	M147	Z	9.014	9.014	0	%100
67	M148	X	0	0	0	%100
68	M148	Z	9.014	9.014	0	%100
69	M149	X	0	0	0	%100
70	M149	Z	9.014	9.014	0	%100
71	M150	X	0	0	0	%100
72	M150	Z	9.014	9.014	0	%100
73	M153	X	0	0	0	%100
74	M153	Z	9.014	9.014	0	%100
75	M154	X	0	0	0	%100
76	M154	Z	9.014	9.014	0	%100
77	M155	X	0	0	0	%100
78	M155	Z	9.014	9.014	0	%100
79	M156	X	0	0	0	%100
80	M156	Z	9.014	9.014	0	%100
81	M159	X	0	0	0	%100
82	M159	Z	9.014	9.014	0	%100
83	M160	X	0	0	0	%100
84	M160	Z	9.014	9.014	0	%100
85	M161	X	0	0	0	%100
86	M161	Z	9.014	9.014	0	%100
87	M162	X	0	0	0	%100
88	M162	Z	9.014	9.014	0	%100
89	M12	X	0	0	0	%100
90	M12	Z	9.922	9.922	0	%100
91	M15	X	0	0	0	%100
92	M15	Z	0	0	0	%100
93	M16	X	0	0	0	%100
94	M16	Z	12.941	12.941	0	%100
95	M17	X	0	0	0	%100
96	M17	Z	9.922	9.922	0	%100
97	M20	X	0	0	0	%100
98	M20	Z	0	0	0	%100
99	M21	X	0	0	0	%100
100	M21	Z	12.941	12.941	0	%100
101	M169	X	0	0	0	%100
102	M169	Z	0	0	0	%100
103	M170	X	0	0	0	%100
104	M170	Z	0	0	0	%100
105	M175	X	0	0	0	%100
106	M175	Z	0	0	0	%100
107	M176	X	0	0	0	%100
108	M176	Z	0	0	0	%100
109	M166A	X	0	0	0	%100
110	M166A	Z	12.941	12.941	0	%100
111	M167	X	0	0	0	%100
112	M167	Z	12.941	12.941	0	%100
113	M178A	X	0	0	0	%100
114	M178A	Z	12.941	12.941	0	%100
115	M179	X	0	0	0	%100
116	M179	Z	12.941	12.941	0	%100
117	M180	X	0	0	0	%100

Member Distributed Loads (BLC 47 : Structure Wo (180 Deg)) (Continued)

	Member Label	Direction	Start Magnitude[lb...	End Magnitude[lb/ft,F,psf]	Start Location[ft,%]	End Location[ft,%]
118	M180	Z	12.941	12.941	0	%100
119	M181A	X	0	0	0	%100
120	M181A	Z	12.941	12.941	0	%100
121	M167A	X	0	0	0	%100
122	M167A	Z	0	0	0	%100
123	M168A	X	0	0	0	%100
124	M168A	Z	0	0	0	%100
125	M178	X	0	0	0	%100
126	M178	Z	0	0	0	%100
127	M179A	X	0	0	0	%100
128	M179A	Z	0	0	0	%100
129	M180A	X	0	0	0	%100
130	M180A	Z	0	0	0	%100
131	M181B	X	0	0	0	%100
132	M181B	Z	0	0	0	%100
133	M100	X	0	0	0	%100
134	M100	Z	12.941	12.941	0	%100
135	M101	X	0	0	0	%100
136	M101	Z	12.941	12.941	0	%100
137	M116	X	0	0	0	%100
138	M116	Z	12.941	12.941	0	%100
139	M120	X	0	0	0	%100
140	M120	Z	8.369	8.369	0	%100
141	M121	X	0	0	0	%100
142	M121	Z	11.535	11.535	0	%100
143	M103	X	0	0	0	%100
144	M103	Z	5.285	5.285	0	%100
145	MPC	X	0	0	0	%100
146	MPC	Z	11.162	11.162	0	%100
147	MP3C	X	0	0	0	%100
148	MP3C	Z	11.162	11.162	0	%100
149	MPCC	X	0	0	0	%100
150	MPCC	Z	11.162	11.162	0	%100
151	MP1A	X	0	0	0	%100
152	MP1A	Z	11.162	11.162	0	%100
153	MP82	X	0	0	0	%100
154	MP82	Z	11.162	11.162	0	%100
155	MP3A	X	0	0	0	%100
156	MP3A	Z	11.162	11.162	0	%100
157	MPG2	X	0	0	0	%100
158	MPG2	Z	11.162	11.162	0	%100
159	MP2C	X	0	0	0	%100
160	MP2C	Z	11.162	11.162	0	%100
161	MP2A	X	0	0	0	%100
162	MP2A	Z	11.162	11.162	0	%100
163	M97	X	0	0	0	%100
164	M97	Z	11.162	11.162	0	%100
165	MP3B	X	0	0	0	%100
166	MP3B	Z	11.162	11.162	0	%100
167	M105	X	0	0	0	%100
168	M105	Z	11.162	11.162	0	%100
169	MP1B	X	0	0	0	%100

Member Distributed Loads (BLC 47 : Structure Wo (180 Deg)) (Continued)

	Member Label	Direction	Start Magnitude[lb...	End Magnitude[lb/ft,F,psf]	Start Location[ft,%]	End Location[ft,%]
170	MP1B	Z	11.162	11.162	0	%100
171	MP2B	X	0	0	0	%100
172	MP2B	Z	11.162	11.162	0	%100
173	MP1C	X	0	0	0	%100
174	MP1C	Z	11.162	11.162	0	%100
175	M122	X	0	0	0	%100
176	M122	Z	13.966	13.966	0	%100
177	M123	X	0	0	0	%100
178	M123	Z	13.966	13.966	0	%100
179	M126	X	0	0	0	%100
180	M126	Z	13.966	13.966	0	%100
181	M134	X	0	0	0	%100
182	M134	Z	13.966	13.966	0	%100
183	M135	X	0	0	0	%100
184	M135	Z	13.966	13.966	0	%100
185	M136	X	0	0	0	%100
186	M136	Z	13.966	13.966	0	%100
187	M137	X	0	0	0	%100
188	M137	Z	13.966	13.966	0	%100
189	M138	X	0	0	0	%100
190	M138	Z	13.966	13.966	0	%100
191	M139	X	0	0	0	%100
192	M139	Z	13.966	13.966	0	%100
193	M140	X	0	0	0	%100
194	M140	Z	13.966	13.966	0	%100
195	M168	X	0	0	0	%100
196	M168	Z	13.966	13.966	0	%100
197	M169A	X	0	0	0	%100
198	M169A	Z	13.966	13.966	0	%100
199	M170A	X	0	0	0	%100
200	M170A	Z	13.966	13.966	0	%100
201	M171A	X	0	0	0	%100
202	M171A	Z	13.966	13.966	0	%100
203	M172A	X	0	0	0	%100
204	M172A	Z	13.966	13.966	0	%100
205	M173	X	0	0	0	%100
206	M173	Z	13.966	13.966	0	%100
207	M174	X	0	0	0	%100
208	M174	Z	13.966	13.966	0	%100
209	M175A	X	0	0	0	%100
210	M175A	Z	13.966	13.966	0	%100
211	M169B	X	0	0	0	%100
212	M169B	Z	13.966	13.966	0	%100
213	M170B	X	0	0	0	%100
214	M170B	Z	13.966	13.966	0	%100
215	M171	X	0	0	0	%100
216	M171	Z	13.966	13.966	0	%100
217	M172	X	0	0	0	%100
218	M172	Z	13.966	13.966	0	%100
219	M173A	X	0	0	0	%100
220	M173A	Z	13.966	13.966	0	%100
221	M174A	X	0	0	0	%100

Member Distributed Loads (BLC 47 : Structure Wo (180 Deg)) (Continued)

	Member Label	Direction	Start Magnitude[lb...	End Magnitude[lb/ft,F,psf]	Start Location[ft,%]	End Location[ft,%]
222	M174A	Z	13.966	13.966	0	%100
223	M175B	X	0	0	0	%100
224	M175B	Z	13.966	13.966	0	%100
225	M176B	X	0	0	0	%100
226	M176B	Z	13.966	13.966	0	%100
227	M33	X	0	0	0	%100
228	M33	Z	3.146	3.146	0	%100
229	M34	X	0	0	0	%100
230	M34	Z	3.146	3.146	0	%100
231	M35	X	0	0	0	%100
232	M35	Z	3.146	3.146	0	%100
233	M36	X	0	0	0	%100
234	M36	Z	3.146	3.146	0	%100
235	M37	X	0	0	0	%100
236	M37	Z	3.146	3.146	0	%100
237	M38	X	0	0	0	%100
238	M38	Z	3.146	3.146	0	%100
239	M39	X	0	0	0	%100
240	M39	Z	3.146	3.146	0	%100
241	M40	X	0	0	0	%100
242	M40	Z	3.146	3.146	0	%100
243	M41	X	0	0	0	%100
244	M41	Z	3.146	3.146	0	%100
245	M42	X	0	0	0	%100
246	M42	Z	3.146	3.146	0	%100
247	M43	X	0	0	0	%100
248	M43	Z	19.412	19.412	0	%100
249	M44	X	0	0	0	%100
250	M44	Z	19.412	19.412	0	%100
251	M45	X	0	0	0	%100
252	M45	Z	19.412	19.412	0	%100
253	M46	X	0	0	0	%100
254	M46	Z	19.412	19.412	0	%100
255	M47	X	0	0	0	%100
256	M47	Z	19.412	19.412	0	%100
257	M48	X	0	0	0	%100
258	M48	Z	19.412	19.412	0	%100
259	M49	X	0	0	0	%100
260	M49	Z	19.412	19.412	0	%100
261	M50	X	0	0	0	%100
262	M50	Z	19.412	19.412	0	%100
263	M51	X	0	0	0	%100
264	M51	Z	19.412	19.412	0	%100
265	M52	X	0	0	0	%100
266	M52	Z	19.412	19.412	0	%100
267	M53	X	0	0	0	%100
268	M53	Z	19.412	19.412	0	%100
269	M54	X	0	0	0	%100
270	M54	Z	19.412	19.412	0	%100
271	M55	X	0	0	0	%100
272	M55	Z	19.412	19.412	0	%100
273	M56	X	0	0	0	%100

Member Distributed Loads (BLC 47 : Structure Wo (180 Deg)) (Continued)

	Member Label	Direction	Start Magnitude[lb...	End Magnitude[lb/ft,F,psf]	Start Location[ft,%]	End Location[ft,%]
274	M56	Z	19.412	19.412	0	%100
275	M57	X	0	0	0	%100
276	M57	Z	19.412	19.412	0	%100
277	M58	X	0	0	0	%100
278	M58	Z	19.412	19.412	0	%100
279	M59	X	0	0	0	%100
280	M59	Z	19.412	19.412	0	%100
281	M60	X	0	0	0	%100
282	M60	Z	19.412	19.412	0	%100
283	M61	X	0	0	0	%100
284	M61	Z	19.412	19.412	0	%100
285	M62	X	0	0	0	%100
286	M62	Z	19.412	19.412	0	%100
287	M1	X	0	0	0	%100
288	M1	Z	11.809	11.809	0	%100
289	M4	X	0	0	0	%100
290	M4	Z	0	0	0	%100
291	M5	X	0	0	0	%100
292	M5	Z	15.26	15.26	0	%100
293	M181	X	0	0	0	%100
294	M181	Z	0	0	0	%100
295	M182	X	0	0	0	%100
296	M182	Z	0	0	0	%100
297	M176A	X	0	0	0	%100
298	M176A	Z	16.177	16.177	0	%100
299	M182A	X	0	0	0	%100
300	M182A	Z	16.177	16.177	0	%100
301	M183	X	0	0	0	%100
302	M183	Z	16.177	16.177	0	%100
303	M177	X	0	0	0	%100
304	M177	Z	0	0	0	%100
305	M182B	X	0	0	0	%100
306	M182B	Z	0	0	0	%100
307	M183A	X	0	0	0	%100
308	M183A	Z	0	0	0	%100
309	M23	X	0	0	0	%100
310	M23	Z	0	0	0	%100
311	M24	X	0	0	0	%100
312	M24	Z	19.412	19.412	0	%100
313	M25	X	0	0	0	%100
314	M25	Z	0	0	0	%100
315	M26	X	0	0	0	%100
316	M26	Z	19.412	19.412	0	%100

Member Distributed Loads (BLC 48 : Structure Wo (210 Deg))

	Member Label	Direction	Start Magnitude[lb...	End Magnitude[lb/ft,F,psf]	Start Location[ft,%]	End Location[ft,%]
1	M67	X	-.667	-.667	0	%100
2	M67	Z	1.156	1.156	0	%100
3	M68	X	-.667	-.667	0	%100
4	M68	Z	1.156	1.156	0	%100
5	M69	X	-.667	-.667	0	%100

Member Distributed Loads (BLC 48 : Structure Wo (210 Deg)) (Continued)

	Member Label	Direction	Start Magnitude[lb...	End Magnitude[lb/ft,F,psf]	Start Location[ft,%]	End Location[ft,%]
6	M69	Z	1.156	1.156	0	%100
7	M70	X	-.667	-.667	0	%100
8	M70	Z	1.156	1.156	0	%100
9	M83	X	-.667	-.667	0	%100
10	M83	Z	1.156	1.156	0	%100
11	M84	X	-.667	-.667	0	%100
12	M84	Z	1.156	1.156	0	%100
13	M85	X	-.667	-.667	0	%100
14	M85	Z	1.156	1.156	0	%100
15	M86	X	-.667	-.667	0	%100
16	M86	Z	1.156	1.156	0	%100
17	M183B	X	-4.507	-4.507	0	%100
18	M183B	Z	7.806	7.806	0	%100
19	M184	X	-4.507	-4.507	0	%100
20	M184	Z	7.806	7.806	0	%100
21	M186	X	-4.507	-4.507	0	%100
22	M186	Z	7.806	7.806	0	%100
23	M187	X	-4.507	-4.507	0	%100
24	M187	Z	7.806	7.806	0	%100
25	M189	X	-4.507	-4.507	0	%100
26	M189	Z	7.806	7.806	0	%100
27	M190	X	-4.507	-4.507	0	%100
28	M190	Z	7.806	7.806	0	%100
29	M192	X	-4.507	-4.507	0	%100
30	M192	Z	7.806	7.806	0	%100
31	M193	X	-4.507	-4.507	0	%100
32	M193	Z	7.806	7.806	0	%100
33	M194	X	-4.507	-4.507	0	%100
34	M194	Z	7.806	7.806	0	%100
35	M195	X	-4.507	-4.507	0	%100
36	M195	Z	7.806	7.806	0	%100
37	M196	X	-4.507	-4.507	0	%100
38	M196	Z	7.806	7.806	0	%100
39	M197	X	-4.507	-4.507	0	%100
40	M197	Z	7.806	7.806	0	%100
41	M201	X	-4.507	-4.507	0	%100
42	M201	Z	7.806	7.806	0	%100
43	M202	X	-4.507	-4.507	0	%100
44	M202	Z	7.806	7.806	0	%100
45	M203	X	-4.507	-4.507	0	%100
46	M203	Z	7.806	7.806	0	%100
47	M204	X	-4.507	-4.507	0	%100
48	M204	Z	7.806	7.806	0	%100
49	M207	X	-4.507	-4.507	0	%100
50	M207	Z	7.806	7.806	0	%100
51	M208	X	-4.507	-4.507	0	%100
52	M208	Z	7.806	7.806	0	%100
53	M209	X	-4.507	-4.507	0	%100
54	M209	Z	7.806	7.806	0	%100
55	M210	X	-4.507	-4.507	0	%100
56	M210	Z	7.806	7.806	0	%100
57	M213	X	-4.507	-4.507	0	%100

Member Distributed Loads (BLC 48 : Structure Wo (210 Deg)) (Continued)

	Member Label	Direction	Start Magnitude[lb...	End Magnitude[lb/ft,F,psf]	Start Location[ft,%]	End Location[ft,%]
58	M213	Z	7.806	7.806	0	%100
59	M214	X	-4.507	-4.507	0	%100
60	M214	Z	7.806	7.806	0	%100
61	M215	X	-4.507	-4.507	0	%100
62	M215	Z	7.806	7.806	0	%100
63	M216	X	-4.507	-4.507	0	%100
64	M216	Z	7.806	7.806	0	%100
65	M147	X	-4.507	-4.507	0	%100
66	M147	Z	7.806	7.806	0	%100
67	M148	X	-4.507	-4.507	0	%100
68	M148	Z	7.806	7.806	0	%100
69	M149	X	-4.507	-4.507	0	%100
70	M149	Z	7.806	7.806	0	%100
71	M150	X	-4.507	-4.507	0	%100
72	M150	Z	7.806	7.806	0	%100
73	M153	X	-4.507	-4.507	0	%100
74	M153	Z	7.806	7.806	0	%100
75	M154	X	-4.507	-4.507	0	%100
76	M154	Z	7.806	7.806	0	%100
77	M155	X	-4.507	-4.507	0	%100
78	M155	Z	7.806	7.806	0	%100
79	M156	X	-4.507	-4.507	0	%100
80	M156	Z	7.806	7.806	0	%100
81	M159	X	-4.507	-4.507	0	%100
82	M159	Z	7.806	7.806	0	%100
83	M160	X	-4.507	-4.507	0	%100
84	M160	Z	7.806	7.806	0	%100
85	M161	X	-4.507	-4.507	0	%100
86	M161	Z	7.806	7.806	0	%100
87	M162	X	-4.507	-4.507	0	%100
88	M162	Z	7.806	7.806	0	%100
89	M12	X	-3.721	-3.721	0	%100
90	M12	Z	6.444	6.444	0	%100
91	M15	X	-1.618	-1.618	0	%100
92	M15	Z	2.802	2.802	0	%100
93	M16	X	-4.853	-4.853	0	%100
94	M16	Z	8.406	8.406	0	%100
95	M17	X	-3.721	-3.721	0	%100
96	M17	Z	6.444	6.444	0	%100
97	M20	X	-1.618	-1.618	0	%100
98	M20	Z	2.802	2.802	0	%100
99	M21	X	-4.853	-4.853	0	%100
100	M21	Z	8.406	8.406	0	%100
101	M169	X	-1.618	-1.618	0	%100
102	M169	Z	2.802	2.802	0	%100
103	M170	X	-1.618	-1.618	0	%100
104	M170	Z	2.802	2.802	0	%100
105	M175	X	-1.618	-1.618	0	%100
106	M175	Z	2.802	2.802	0	%100
107	M176	X	-1.618	-1.618	0	%100
108	M176	Z	2.802	2.802	0	%100
109	M166A	X	-4.853	-4.853	0	%100

Member Distributed Loads (BLC 48 : Structure Wo (210 Deg)) (Continued)

	Member Label	Direction	Start Magnitude[lb...	End Magnitude[lb/ft,F,psf]	Start Location[ft,%]	End Location[ft,%]
110	M166A	Z	8.406	8.406	0	%100
111	M167	X	-4.853	-4.853	0	%100
112	M167	Z	8.406	8.406	0	%100
113	M178A	X	-4.853	-4.853	0	%100
114	M178A	Z	8.406	8.406	0	%100
115	M179	X	-4.853	-4.853	0	%100
116	M179	Z	8.406	8.406	0	%100
117	M180	X	-4.853	-4.853	0	%100
118	M180	Z	8.406	8.406	0	%100
119	M181A	X	-4.853	-4.853	0	%100
120	M181A	Z	8.406	8.406	0	%100
121	M167A	X	-1.618	-1.618	0	%100
122	M167A	Z	2.802	2.802	0	%100
123	M168A	X	-1.618	-1.618	0	%100
124	M168A	Z	2.802	2.802	0	%100
125	M178	X	-1.618	-1.618	0	%100
126	M178	Z	2.802	2.802	0	%100
127	M179A	X	-1.618	-1.618	0	%100
128	M179A	Z	2.802	2.802	0	%100
129	M180A	X	-1.618	-1.618	0	%100
130	M180A	Z	2.802	2.802	0	%100
131	M181B	X	-1.618	-1.618	0	%100
132	M181B	Z	2.802	2.802	0	%100
133	M100	X	-4.853	-4.853	0	%100
134	M100	Z	8.406	8.406	0	%100
135	M101	X	-4.853	-4.853	0	%100
136	M101	Z	8.406	8.406	0	%100
137	M116	X	-5.817	-5.817	0	%100
138	M116	Z	10.075	10.075	0	%100
139	M120	X	-4.756	-4.756	0	%100
140	M120	Z	8.238	8.238	0	%100
141	M121	X	-6.421	-6.421	0	%100
142	M121	Z	11.121	11.121	0	%100
143	M103	X	-.303	-.303	0	%100
144	M103	Z	.525	.525	0	%100
145	MPC	X	-5.581	-5.581	0	%100
146	MPC	Z	9.667	9.667	0	%100
147	MP3C	X	-5.581	-5.581	0	%100
148	MP3C	Z	9.667	9.667	0	%100
149	MPCC	X	-5.581	-5.581	0	%100
150	MPCC	Z	9.667	9.667	0	%100
151	MP1A	X	-5.581	-5.581	0	%100
152	MP1A	Z	9.667	9.667	0	%100
153	MP82	X	-5.581	-5.581	0	%100
154	MP82	Z	9.667	9.667	0	%100
155	MP3A	X	-5.581	-5.581	0	%100
156	MP3A	Z	9.667	9.667	0	%100
157	MPG2	X	-5.581	-5.581	0	%100
158	MPG2	Z	9.667	9.667	0	%100
159	MP2C	X	-5.581	-5.581	0	%100
160	MP2C	Z	9.667	9.667	0	%100
161	MP2A	X	-5.581	-5.581	0	%100

Member Distributed Loads (BLC 48 : Structure Wo (210 Deg)) (Continued)

	Member Label	Direction	Start Magnitude[lb...	End Magnitude[lb/ft,F,psf]	Start Location[ft,%]	End Location[ft,%]
162	MP2A	Z	9.667	9.667	0	%100
163	M97	X	-5.581	-5.581	0	%100
164	M97	Z	9.667	9.667	0	%100
165	MP3B	X	-5.581	-5.581	0	%100
166	MP3B	Z	9.667	9.667	0	%100
167	M105	X	-5.581	-5.581	0	%100
168	M105	Z	9.667	9.667	0	%100
169	MP1B	X	-5.581	-5.581	0	%100
170	MP1B	Z	9.667	9.667	0	%100
171	MP2B	X	-5.581	-5.581	0	%100
172	MP2B	Z	9.667	9.667	0	%100
173	MP1C	X	-5.581	-5.581	0	%100
174	MP1C	Z	9.667	9.667	0	%100
175	M122	X	-6.983	-6.983	0	%100
176	M122	Z	12.095	12.095	0	%100
177	M123	X	-6.983	-6.983	0	%100
178	M123	Z	12.095	12.095	0	%100
179	M126	X	-6.983	-6.983	0	%100
180	M126	Z	12.095	12.095	0	%100
181	M134	X	-6.983	-6.983	0	%100
182	M134	Z	12.095	12.095	0	%100
183	M135	X	-6.983	-6.983	0	%100
184	M135	Z	12.095	12.095	0	%100
185	M136	X	-6.983	-6.983	0	%100
186	M136	Z	12.095	12.095	0	%100
187	M137	X	-6.983	-6.983	0	%100
188	M137	Z	12.095	12.095	0	%100
189	M138	X	-6.983	-6.983	0	%100
190	M138	Z	12.095	12.095	0	%100
191	M139	X	-6.983	-6.983	0	%100
192	M139	Z	12.095	12.095	0	%100
193	M140	X	-6.983	-6.983	0	%100
194	M140	Z	12.095	12.095	0	%100
195	M168	X	-6.983	-6.983	0	%100
196	M168	Z	12.095	12.095	0	%100
197	M169A	X	-6.983	-6.983	0	%100
198	M169A	Z	12.095	12.095	0	%100
199	M170A	X	-6.983	-6.983	0	%100
200	M170A	Z	12.095	12.095	0	%100
201	M171A	X	-6.983	-6.983	0	%100
202	M171A	Z	12.095	12.095	0	%100
203	M172A	X	-6.983	-6.983	0	%100
204	M172A	Z	12.095	12.095	0	%100
205	M173	X	-6.983	-6.983	0	%100
206	M173	Z	12.095	12.095	0	%100
207	M174	X	-6.983	-6.983	0	%100
208	M174	Z	12.095	12.095	0	%100
209	M175A	X	-6.983	-6.983	0	%100
210	M175A	Z	12.095	12.095	0	%100
211	M169B	X	-6.983	-6.983	0	%100
212	M169B	Z	12.095	12.095	0	%100
213	M170B	X	-6.983	-6.983	0	%100

Member Distributed Loads (BLC 48 : Structure Wo (210 Deg)) (Continued)

	Member Label	Direction	Start Magnitude[lb...	End Magnitude[lb/ft,F,psf]	Start Location[ft,%]	End Location[ft,%]
214	M170B	Z	12.095	12.095	0	%100
215	M171	X	-6.983	-6.983	0	%100
216	M171	Z	12.095	12.095	0	%100
217	M172	X	-6.983	-6.983	0	%100
218	M172	Z	12.095	12.095	0	%100
219	M173A	X	-6.983	-6.983	0	%100
220	M173A	Z	12.095	12.095	0	%100
221	M174A	X	-6.983	-6.983	0	%100
222	M174A	Z	12.095	12.095	0	%100
223	M175B	X	-6.983	-6.983	0	%100
224	M175B	Z	12.095	12.095	0	%100
225	M176B	X	-6.983	-6.983	0	%100
226	M176B	Z	12.095	12.095	0	%100
227	M33	X	-3.606	-3.606	0	%100
228	M33	Z	6.246	6.246	0	%100
229	M34	X	-3.606	-3.606	0	%100
230	M34	Z	6.246	6.246	0	%100
231	M35	X	-3.606	-3.606	0	%100
232	M35	Z	6.246	6.246	0	%100
233	M36	X	-3.606	-3.606	0	%100
234	M36	Z	6.246	6.246	0	%100
235	M37	X	-3.606	-3.606	0	%100
236	M37	Z	6.246	6.246	0	%100
237	M38	X	-3.606	-3.606	0	%100
238	M38	Z	6.246	6.246	0	%100
239	M39	X	-3.606	-3.606	0	%100
240	M39	Z	6.246	6.246	0	%100
241	M40	X	-3.606	-3.606	0	%100
242	M40	Z	6.246	6.246	0	%100
243	M41	X	-3.606	-3.606	0	%100
244	M41	Z	6.246	6.246	0	%100
245	M42	X	-3.606	-3.606	0	%100
246	M42	Z	6.246	6.246	0	%100
247	M43	X	-7.673	-7.673	0	%100
248	M43	Z	13.29	13.29	0	%100
249	M44	X	-7.673	-7.673	0	%100
250	M44	Z	13.29	13.29	0	%100
251	M45	X	-7.673	-7.673	0	%100
252	M45	Z	13.29	13.29	0	%100
253	M46	X	-7.673	-7.673	0	%100
254	M46	Z	13.29	13.29	0	%100
255	M47	X	-7.673	-7.673	0	%100
256	M47	Z	13.29	13.29	0	%100
257	M48	X	-7.673	-7.673	0	%100
258	M48	Z	13.29	13.29	0	%100
259	M49	X	-7.673	-7.673	0	%100
260	M49	Z	13.29	13.29	0	%100
261	M50	X	-7.673	-7.673	0	%100
262	M50	Z	13.29	13.29	0	%100
263	M51	X	-7.673	-7.673	0	%100
264	M51	Z	13.29	13.29	0	%100
265	M52	X	-7.673	-7.673	0	%100

Member Distributed Loads (BLC 48 : Structure Wo (210 Deg)) (Continued)

	Member Label	Direction	Start Magnitude[lb...	End Magnitude[lb/ft,F,psf]	Start Location[ft,%]	End Location[ft,%]
266	M52	Z	13.29	13.29	0	%100
267	M53	X	-7.673	-7.673	0	%100
268	M53	Z	13.29	13.29	0	%100
269	M54	X	-7.673	-7.673	0	%100
270	M54	Z	13.29	13.29	0	%100
271	M55	X	-7.673	-7.673	0	%100
272	M55	Z	13.29	13.29	0	%100
273	M56	X	-7.673	-7.673	0	%100
274	M56	Z	13.29	13.29	0	%100
275	M57	X	-7.673	-7.673	0	%100
276	M57	Z	13.29	13.29	0	%100
277	M58	X	-7.673	-7.673	0	%100
278	M58	Z	13.29	13.29	0	%100
279	M59	X	-7.673	-7.673	0	%100
280	M59	Z	13.29	13.29	0	%100
281	M60	X	-7.673	-7.673	0	%100
282	M60	Z	13.29	13.29	0	%100
283	M61	X	-7.673	-7.673	0	%100
284	M61	Z	13.29	13.29	0	%100
285	M62	X	-7.673	-7.673	0	%100
286	M62	Z	13.29	13.29	0	%100
287	M1	X	-4.428	-4.428	0	%100
288	M1	Z	7.67	7.67	0	%100
289	M4	X	-2.022	-2.022	0	%100
290	M4	Z	3.502	3.502	0	%100
291	M5	X	-5.723	-5.723	0	%100
292	M5	Z	9.912	9.912	0	%100
293	M181	X	-2.022	-2.022	0	%100
294	M181	Z	3.502	3.502	0	%100
295	M182	X	-2.022	-2.022	0	%100
296	M182	Z	3.502	3.502	0	%100
297	M176A	X	-6.066	-6.066	0	%100
298	M176A	Z	10.507	10.507	0	%100
299	M182A	X	-6.066	-6.066	0	%100
300	M182A	Z	10.507	10.507	0	%100
301	M183	X	-6.066	-6.066	0	%100
302	M183	Z	10.507	10.507	0	%100
303	M177	X	-2.022	-2.022	0	%100
304	M177	Z	3.502	3.502	0	%100
305	M182B	X	-2.022	-2.022	0	%100
306	M182B	Z	3.502	3.502	0	%100
307	M183A	X	-2.022	-2.022	0	%100
308	M183A	Z	3.502	3.502	0	%100
309	M23	X	-2.427	-2.427	0	%100
310	M23	Z	4.203	4.203	0	%100
311	M24	X	-7.28	-7.28	0	%100
312	M24	Z	12.609	12.609	0	%100
313	M25	X	-2.427	-2.427	0	%100
314	M25	Z	4.203	4.203	0	%100
315	M26	X	-7.28	-7.28	0	%100
316	M26	Z	12.609	12.609	0	%100

Member Distributed Loads (BLC 49 : Structure Wo (240 Deg))

	Member Label	Direction	Start Magnitude[lb...	End Magnitude[lb/ft,F,psf]	Start Location[ft,%]	End Location[ft,%]
1	M67	X	-.385	-.385	0	%100
2	M67	Z	.222	.222	0	%100
3	M68	X	-.385	-.385	0	%100
4	M68	Z	.222	.222	0	%100
5	M69	X	-.385	-.385	0	%100
6	M69	Z	.222	.222	0	%100
7	M70	X	-.385	-.385	0	%100
8	M70	Z	.222	.222	0	%100
9	M83	X	-.385	-.385	0	%100
10	M83	Z	.222	.222	0	%100
11	M84	X	-.385	-.385	0	%100
12	M84	Z	.222	.222	0	%100
13	M85	X	-.385	-.385	0	%100
14	M85	Z	.222	.222	0	%100
15	M86	X	-.385	-.385	0	%100
16	M86	Z	.222	.222	0	%100
17	M183B	X	-7.806	-7.806	0	%100
18	M183B	Z	4.507	4.507	0	%100
19	M184	X	-7.806	-7.806	0	%100
20	M184	Z	4.507	4.507	0	%100
21	M186	X	-7.806	-7.806	0	%100
22	M186	Z	4.507	4.507	0	%100
23	M187	X	-7.806	-7.806	0	%100
24	M187	Z	4.507	4.507	0	%100
25	M189	X	-7.806	-7.806	0	%100
26	M189	Z	4.507	4.507	0	%100
27	M190	X	-7.806	-7.806	0	%100
28	M190	Z	4.507	4.507	0	%100
29	M192	X	-7.806	-7.806	0	%100
30	M192	Z	4.507	4.507	0	%100
31	M193	X	-7.806	-7.806	0	%100
32	M193	Z	4.507	4.507	0	%100
33	M194	X	-7.806	-7.806	0	%100
34	M194	Z	4.507	4.507	0	%100
35	M195	X	-7.806	-7.806	0	%100
36	M195	Z	4.507	4.507	0	%100
37	M196	X	-7.806	-7.806	0	%100
38	M196	Z	4.507	4.507	0	%100
39	M197	X	-7.806	-7.806	0	%100
40	M197	Z	4.507	4.507	0	%100
41	M201	X	-7.806	-7.806	0	%100
42	M201	Z	4.507	4.507	0	%100
43	M202	X	-7.806	-7.806	0	%100
44	M202	Z	4.507	4.507	0	%100
45	M203	X	-7.806	-7.806	0	%100
46	M203	Z	4.507	4.507	0	%100
47	M204	X	-7.806	-7.806	0	%100
48	M204	Z	4.507	4.507	0	%100
49	M207	X	-7.806	-7.806	0	%100
50	M207	Z	4.507	4.507	0	%100
51	M208	X	-7.806	-7.806	0	%100
52	M208	Z	4.507	4.507	0	%100

Member Distributed Loads (BLC 49 : Structure Wo (240 Deg)) (Continued)

	Member Label	Direction	Start Magnitude[lb...	End Magnitude[lb/ft,F,psf]	Start Location[ft,%]	End Location[ft,%]
53	M209	X	-7.806	-7.806	0	%100
54	M209	Z	4.507	4.507	0	%100
55	M210	X	-7.806	-7.806	0	%100
56	M210	Z	4.507	4.507	0	%100
57	M213	X	-7.806	-7.806	0	%100
58	M213	Z	4.507	4.507	0	%100
59	M214	X	-7.806	-7.806	0	%100
60	M214	Z	4.507	4.507	0	%100
61	M215	X	-7.806	-7.806	0	%100
62	M215	Z	4.507	4.507	0	%100
63	M216	X	-7.806	-7.806	0	%100
64	M216	Z	4.507	4.507	0	%100
65	M147	X	-7.806	-7.806	0	%100
66	M147	Z	4.507	4.507	0	%100
67	M148	X	-7.806	-7.806	0	%100
68	M148	Z	4.507	4.507	0	%100
69	M149	X	-7.806	-7.806	0	%100
70	M149	Z	4.507	4.507	0	%100
71	M150	X	-7.806	-7.806	0	%100
72	M150	Z	4.507	4.507	0	%100
73	M153	X	-7.806	-7.806	0	%100
74	M153	Z	4.507	4.507	0	%100
75	M154	X	-7.806	-7.806	0	%100
76	M154	Z	4.507	4.507	0	%100
77	M155	X	-7.806	-7.806	0	%100
78	M155	Z	4.507	4.507	0	%100
79	M156	X	-7.806	-7.806	0	%100
80	M156	Z	4.507	4.507	0	%100
81	M159	X	-7.806	-7.806	0	%100
82	M159	Z	4.507	4.507	0	%100
83	M160	X	-7.806	-7.806	0	%100
84	M160	Z	4.507	4.507	0	%100
85	M161	X	-7.806	-7.806	0	%100
86	M161	Z	4.507	4.507	0	%100
87	M162	X	-7.806	-7.806	0	%100
88	M162	Z	4.507	4.507	0	%100
89	M12	X	-2.148	-2.148	0	%100
90	M12	Z	1.24	1.24	0	%100
91	M15	X	-8.406	-8.406	0	%100
92	M15	Z	4.853	4.853	0	%100
93	M16	X	-2.802	-2.802	0	%100
94	M16	Z	1.618	1.618	0	%100
95	M17	X	-2.148	-2.148	0	%100
96	M17	Z	1.24	1.24	0	%100
97	M20	X	-8.406	-8.406	0	%100
98	M20	Z	4.853	4.853	0	%100
99	M21	X	-2.802	-2.802	0	%100
100	M21	Z	1.618	1.618	0	%100
101	M169	X	-8.406	-8.406	0	%100
102	M169	Z	4.853	4.853	0	%100
103	M170	X	-8.406	-8.406	0	%100
104	M170	Z	4.853	4.853	0	%100

Member Distributed Loads (BLC 49 : Structure Wo (240 Deg)) (Continued)

	Member Label	Direction	Start Magnitude[lb...	End Magnitude[lb/ft,F,psf]	Start Location[ft,%]	End Location[ft,%]
105	M175	X	-8.406	-8.406	0	%100
106	M175	Z	4.853	4.853	0	%100
107	M176	X	-8.406	-8.406	0	%100
108	M176	Z	4.853	4.853	0	%100
109	M166A	X	-2.802	-2.802	0	%100
110	M166A	Z	1.618	1.618	0	%100
111	M167	X	-2.802	-2.802	0	%100
112	M167	Z	1.618	1.618	0	%100
113	M178A	X	-2.802	-2.802	0	%100
114	M178A	Z	1.618	1.618	0	%100
115	M179	X	-2.802	-2.802	0	%100
116	M179	Z	1.618	1.618	0	%100
117	M180	X	-2.802	-2.802	0	%100
118	M180	Z	1.618	1.618	0	%100
119	M181A	X	-2.802	-2.802	0	%100
120	M181A	Z	1.618	1.618	0	%100
121	M167A	X	-8.406	-8.406	0	%100
122	M167A	Z	4.853	4.853	0	%100
123	M168A	X	-8.406	-8.406	0	%100
124	M168A	Z	4.853	4.853	0	%100
125	M178	X	-8.406	-8.406	0	%100
126	M178	Z	4.853	4.853	0	%100
127	M179A	X	-8.406	-8.406	0	%100
128	M179A	Z	4.853	4.853	0	%100
129	M180A	X	-8.406	-8.406	0	%100
130	M180A	Z	4.853	4.853	0	%100
131	M181B	X	-8.406	-8.406	0	%100
132	M181B	Z	4.853	4.853	0	%100
133	M100	X	-2.802	-2.802	0	%100
134	M100	Z	1.618	1.618	0	%100
135	M101	X	-2.802	-2.802	0	%100
136	M101	Z	1.618	1.618	0	%100
137	M116	X	-7.811	-7.811	0	%100
138	M116	Z	4.509	4.509	0	%100
139	M120	X	-10.218	-10.218	0	%100
140	M120	Z	5.899	5.899	0	%100
141	M121	X	-10.853	-10.853	0	%100
142	M121	Z	6.266	6.266	0	%100
143	M103	X	-.782	-.782	0	%100
144	M103	Z	.451	.451	0	%100
145	MPC	X	-9.667	-9.667	0	%100
146	MPC	Z	5.581	5.581	0	%100
147	MP3C	X	-9.667	-9.667	0	%100
148	MP3C	Z	5.581	5.581	0	%100
149	MPCC	X	-9.667	-9.667	0	%100
150	MPCC	Z	5.581	5.581	0	%100
151	MP1A	X	-9.667	-9.667	0	%100
152	MP1A	Z	5.581	5.581	0	%100
153	MP82	X	-9.667	-9.667	0	%100
154	MP82	Z	5.581	5.581	0	%100
155	MP3A	X	-9.667	-9.667	0	%100
156	MP3A	Z	5.581	5.581	0	%100

Member Distributed Loads (BLC 49 : Structure Wo (240 Deg)) (Continued)

	Member Label	Direction	Start Magnitude[lb...	End Magnitude[lb/ft,F,psf]	Start Location[ft,%]	End Location[ft,%]
157	MPG2	X	-9.667	-9.667	0	%100
158	MPG2	Z	5.581	5.581	0	%100
159	MP2C	X	-9.667	-9.667	0	%100
160	MP2C	Z	5.581	5.581	0	%100
161	MP2A	X	-9.667	-9.667	0	%100
162	MP2A	Z	5.581	5.581	0	%100
163	M97	X	-9.667	-9.667	0	%100
164	M97	Z	5.581	5.581	0	%100
165	MP3B	X	-9.667	-9.667	0	%100
166	MP3B	Z	5.581	5.581	0	%100
167	M105	X	-9.667	-9.667	0	%100
168	M105	Z	5.581	5.581	0	%100
169	MP1B	X	-9.667	-9.667	0	%100
170	MP1B	Z	5.581	5.581	0	%100
171	MP2B	X	-9.667	-9.667	0	%100
172	MP2B	Z	5.581	5.581	0	%100
173	MP1C	X	-9.667	-9.667	0	%100
174	MP1C	Z	5.581	5.581	0	%100
175	M122	X	-12.095	-12.095	0	%100
176	M122	Z	6.983	6.983	0	%100
177	M123	X	-12.095	-12.095	0	%100
178	M123	Z	6.983	6.983	0	%100
179	M126	X	-12.095	-12.095	0	%100
180	M126	Z	6.983	6.983	0	%100
181	M134	X	-12.095	-12.095	0	%100
182	M134	Z	6.983	6.983	0	%100
183	M135	X	-12.095	-12.095	0	%100
184	M135	Z	6.983	6.983	0	%100
185	M136	X	-12.095	-12.095	0	%100
186	M136	Z	6.983	6.983	0	%100
187	M137	X	-12.095	-12.095	0	%100
188	M137	Z	6.983	6.983	0	%100
189	M138	X	-12.095	-12.095	0	%100
190	M138	Z	6.983	6.983	0	%100
191	M139	X	-12.095	-12.095	0	%100
192	M139	Z	6.983	6.983	0	%100
193	M140	X	-12.095	-12.095	0	%100
194	M140	Z	6.983	6.983	0	%100
195	M168	X	-12.095	-12.095	0	%100
196	M168	Z	6.983	6.983	0	%100
197	M169A	X	-12.095	-12.095	0	%100
198	M169A	Z	6.983	6.983	0	%100
199	M170A	X	-12.095	-12.095	0	%100
200	M170A	Z	6.983	6.983	0	%100
201	M171A	X	-12.095	-12.095	0	%100
202	M171A	Z	6.983	6.983	0	%100
203	M172A	X	-12.095	-12.095	0	%100
204	M172A	Z	6.983	6.983	0	%100
205	M173	X	-12.095	-12.095	0	%100
206	M173	Z	6.983	6.983	0	%100
207	M174	X	-12.095	-12.095	0	%100
208	M174	Z	6.983	6.983	0	%100

Member Distributed Loads (BLC 49 : Structure Wo (240 Deg)) (Continued)

	Member Label	Direction	Start Magnitude[lb...	End Magnitude[lb/ft,F,psf]	Start Location[ft,%]	End Location[ft,%]
209	M175A	X	-12.095	-12.095	0	%100
210	M175A	Z	6.983	6.983	0	%100
211	M169B	X	-12.095	-12.095	0	%100
212	M169B	Z	6.983	6.983	0	%100
213	M170B	X	-12.095	-12.095	0	%100
214	M170B	Z	6.983	6.983	0	%100
215	M171	X	-12.095	-12.095	0	%100
216	M171	Z	6.983	6.983	0	%100
217	M172	X	-12.095	-12.095	0	%100
218	M172	Z	6.983	6.983	0	%100
219	M173A	X	-12.095	-12.095	0	%100
220	M173A	Z	6.983	6.983	0	%100
221	M174A	X	-12.095	-12.095	0	%100
222	M174A	Z	6.983	6.983	0	%100
223	M175B	X	-12.095	-12.095	0	%100
224	M175B	Z	6.983	6.983	0	%100
225	M176B	X	-12.095	-12.095	0	%100
226	M176B	Z	6.983	6.983	0	%100
227	M33	X	-13.29	-13.29	0	%100
228	M33	Z	7.673	7.673	0	%100
229	M34	X	-13.29	-13.29	0	%100
230	M34	Z	7.673	7.673	0	%100
231	M35	X	-13.29	-13.29	0	%100
232	M35	Z	7.673	7.673	0	%100
233	M36	X	-13.29	-13.29	0	%100
234	M36	Z	7.673	7.673	0	%100
235	M37	X	-13.29	-13.29	0	%100
236	M37	Z	7.673	7.673	0	%100
237	M38	X	-13.29	-13.29	0	%100
238	M38	Z	7.673	7.673	0	%100
239	M39	X	-13.29	-13.29	0	%100
240	M39	Z	7.673	7.673	0	%100
241	M40	X	-13.29	-13.29	0	%100
242	M40	Z	7.673	7.673	0	%100
243	M41	X	-13.29	-13.29	0	%100
244	M41	Z	7.673	7.673	0	%100
245	M42	X	-13.29	-13.29	0	%100
246	M42	Z	7.673	7.673	0	%100
247	M43	X	-6.246	-6.246	0	%100
248	M43	Z	3.606	3.606	0	%100
249	M44	X	-6.246	-6.246	0	%100
250	M44	Z	3.606	3.606	0	%100
251	M45	X	-6.246	-6.246	0	%100
252	M45	Z	3.606	3.606	0	%100
253	M46	X	-6.246	-6.246	0	%100
254	M46	Z	3.606	3.606	0	%100
255	M47	X	-6.246	-6.246	0	%100
256	M47	Z	3.606	3.606	0	%100
257	M48	X	-6.246	-6.246	0	%100
258	M48	Z	3.606	3.606	0	%100
259	M49	X	-6.246	-6.246	0	%100
260	M49	Z	3.606	3.606	0	%100

Member Distributed Loads (BLC 49 : Structure Wo (240 Deg)) (Continued)

	Member Label	Direction	Start Magnitude[lb...	End Magnitude[lb/ft,F,psf]	Start Location[ft,%]	End Location[ft,%]
261	M50	X	-6.246	-6.246	0	%100
262	M50	Z	3.606	3.606	0	%100
263	M51	X	-6.246	-6.246	0	%100
264	M51	Z	3.606	3.606	0	%100
265	M52	X	-6.246	-6.246	0	%100
266	M52	Z	3.606	3.606	0	%100
267	M53	X	-6.246	-6.246	0	%100
268	M53	Z	3.606	3.606	0	%100
269	M54	X	-6.246	-6.246	0	%100
270	M54	Z	3.606	3.606	0	%100
271	M55	X	-6.246	-6.246	0	%100
272	M55	Z	3.606	3.606	0	%100
273	M56	X	-6.246	-6.246	0	%100
274	M56	Z	3.606	3.606	0	%100
275	M57	X	-6.246	-6.246	0	%100
276	M57	Z	3.606	3.606	0	%100
277	M58	X	-6.246	-6.246	0	%100
278	M58	Z	3.606	3.606	0	%100
279	M59	X	-6.246	-6.246	0	%100
280	M59	Z	3.606	3.606	0	%100
281	M60	X	-6.246	-6.246	0	%100
282	M60	Z	3.606	3.606	0	%100
283	M61	X	-6.246	-6.246	0	%100
284	M61	Z	3.606	3.606	0	%100
285	M62	X	-6.246	-6.246	0	%100
286	M62	Z	3.606	3.606	0	%100
287	M1	X	-2.557	-2.557	0	%100
288	M1	Z	1.476	1.476	0	%100
289	M4	X	-10.507	-10.507	0	%100
290	M4	Z	6.066	6.066	0	%100
291	M5	X	-3.304	-3.304	0	%100
292	M5	Z	1.908	1.908	0	%100
293	M181	X	-10.507	-10.507	0	%100
294	M181	Z	6.066	6.066	0	%100
295	M182	X	-10.507	-10.507	0	%100
296	M182	Z	6.066	6.066	0	%100
297	M176A	X	-3.502	-3.502	0	%100
298	M176A	Z	2.022	2.022	0	%100
299	M182A	X	-3.502	-3.502	0	%100
300	M182A	Z	2.022	2.022	0	%100
301	M183	X	-3.502	-3.502	0	%100
302	M183	Z	2.022	2.022	0	%100
303	M177	X	-10.507	-10.507	0	%100
304	M177	Z	6.066	6.066	0	%100
305	M182B	X	-10.507	-10.507	0	%100
306	M182B	Z	6.066	6.066	0	%100
307	M183A	X	-10.507	-10.507	0	%100
308	M183A	Z	6.066	6.066	0	%100
309	M23	X	-12.609	-12.609	0	%100
310	M23	Z	7.28	7.28	0	%100
311	M24	X	-4.203	-4.203	0	%100
312	M24	Z	2.427	2.427	0	%100

Member Distributed Loads (BLC 49 : Structure Wo (240 Deg)) (Continued)

	Member Label	Direction	Start Magnitude[lb...	End Magnitude[lb/ft,F,psf]	Start Location[ft,%]	End Location[ft,%]
313	M25	X	-12.609	-12.609	0	%100
314	M25	Z	7.28	7.28	0	%100
315	M26	X	-4.203	-4.203	0	%100
316	M26	Z	2.427	2.427	0	%100

Member Distributed Loads (BLC 50 : Structure Wo (270 Deg))

	Member Label	Direction	Start Magnitude[lb...	End Magnitude[lb/ft,F,psf]	Start Location[ft,%]	End Location[ft,%]
1	M67	X	0	0	0	%100
2	M67	Z	0	0	0	%100
3	M68	X	0	0	0	%100
4	M68	Z	0	0	0	%100
5	M69	X	0	0	0	%100
6	M69	Z	0	0	0	%100
7	M70	X	0	0	0	%100
8	M70	Z	0	0	0	%100
9	M83	X	0	0	0	%100
10	M83	Z	0	0	0	%100
11	M84	X	0	0	0	%100
12	M84	Z	0	0	0	%100
13	M85	X	0	0	0	%100
14	M85	Z	0	0	0	%100
15	M86	X	0	0	0	%100
16	M86	Z	0	0	0	%100
17	M183B	X	-9.014	-9.014	0	%100
18	M183B	Z	0	0	0	%100
19	M184	X	-9.014	-9.014	0	%100
20	M184	Z	0	0	0	%100
21	M186	X	-9.014	-9.014	0	%100
22	M186	Z	0	0	0	%100
23	M187	X	-9.014	-9.014	0	%100
24	M187	Z	0	0	0	%100
25	M189	X	-9.014	-9.014	0	%100
26	M189	Z	0	0	0	%100
27	M190	X	-9.014	-9.014	0	%100
28	M190	Z	0	0	0	%100
29	M192	X	-9.014	-9.014	0	%100
30	M192	Z	0	0	0	%100
31	M193	X	-9.014	-9.014	0	%100
32	M193	Z	0	0	0	%100
33	M194	X	-9.014	-9.014	0	%100
34	M194	Z	0	0	0	%100
35	M195	X	-9.014	-9.014	0	%100
36	M195	Z	0	0	0	%100
37	M196	X	-9.014	-9.014	0	%100
38	M196	Z	0	0	0	%100
39	M197	X	-9.014	-9.014	0	%100
40	M197	Z	0	0	0	%100
41	M201	X	-9.014	-9.014	0	%100
42	M201	Z	0	0	0	%100
43	M202	X	-9.014	-9.014	0	%100
44	M202	Z	0	0	0	%100

Member Distributed Loads (BLC 50 : Structure Wo (270 Deg)) (Continued)

	Member Label	Direction	Start Magnitude[lb...	End Magnitude[lb/ft,F,psf]	Start Location[ft,%]	End Location[ft,%]
45	M203	X	-9.014	-9.014	0	%100
46	M203	Z	0	0	0	%100
47	M204	X	-9.014	-9.014	0	%100
48	M204	Z	0	0	0	%100
49	M207	X	-9.014	-9.014	0	%100
50	M207	Z	0	0	0	%100
51	M208	X	-9.014	-9.014	0	%100
52	M208	Z	0	0	0	%100
53	M209	X	-9.014	-9.014	0	%100
54	M209	Z	0	0	0	%100
55	M210	X	-9.014	-9.014	0	%100
56	M210	Z	0	0	0	%100
57	M213	X	-9.014	-9.014	0	%100
58	M213	Z	0	0	0	%100
59	M214	X	-9.014	-9.014	0	%100
60	M214	Z	0	0	0	%100
61	M215	X	-9.014	-9.014	0	%100
62	M215	Z	0	0	0	%100
63	M216	X	-9.014	-9.014	0	%100
64	M216	Z	0	0	0	%100
65	M147	X	-9.014	-9.014	0	%100
66	M147	Z	0	0	0	%100
67	M148	X	-9.014	-9.014	0	%100
68	M148	Z	0	0	0	%100
69	M149	X	-9.014	-9.014	0	%100
70	M149	Z	0	0	0	%100
71	M150	X	-9.014	-9.014	0	%100
72	M150	Z	0	0	0	%100
73	M153	X	-9.014	-9.014	0	%100
74	M153	Z	0	0	0	%100
75	M154	X	-9.014	-9.014	0	%100
76	M154	Z	0	0	0	%100
77	M155	X	-9.014	-9.014	0	%100
78	M155	Z	0	0	0	%100
79	M156	X	-9.014	-9.014	0	%100
80	M156	Z	0	0	0	%100
81	M159	X	-9.014	-9.014	0	%100
82	M159	Z	0	0	0	%100
83	M160	X	-9.014	-9.014	0	%100
84	M160	Z	0	0	0	%100
85	M161	X	-9.014	-9.014	0	%100
86	M161	Z	0	0	0	%100
87	M162	X	-9.014	-9.014	0	%100
88	M162	Z	0	0	0	%100
89	M12	X	0	0	0	%100
90	M12	Z	0	0	0	%100
91	M15	X	-12.941	-12.941	0	%100
92	M15	Z	0	0	0	%100
93	M16	X	0	0	0	%100
94	M16	Z	0	0	0	%100
95	M17	X	0	0	0	%100
96	M17	Z	0	0	0	%100

Member Distributed Loads (BLC 50 : Structure Wo (270 Deg)) (Continued)

	Member Label	Direction	Start Magnitude[lb...	End Magnitude[lb/ft,F,psf]	Start Location[ft,%]	End Location[ft,%]
97	M20	X	-12.941	-12.941	0	%100
98	M20	Z	0	0	0	%100
99	M21	X	0	0	0	%100
100	M21	Z	0	0	0	%100
101	M169	X	-12.941	-12.941	0	%100
102	M169	Z	0	0	0	%100
103	M170	X	-12.941	-12.941	0	%100
104	M170	Z	0	0	0	%100
105	M175	X	-12.941	-12.941	0	%100
106	M175	Z	0	0	0	%100
107	M176	X	-12.941	-12.941	0	%100
108	M176	Z	0	0	0	%100
109	M166A	X	0	0	0	%100
110	M166A	Z	0	0	0	%100
111	M167	X	0	0	0	%100
112	M167	Z	0	0	0	%100
113	M178A	X	0	0	0	%100
114	M178A	Z	0	0	0	%100
115	M179	X	0	0	0	%100
116	M179	Z	0	0	0	%100
117	M180	X	0	0	0	%100
118	M180	Z	0	0	0	%100
119	M181A	X	0	0	0	%100
120	M181A	Z	0	0	0	%100
121	M167A	X	-12.941	-12.941	0	%100
122	M167A	Z	0	0	0	%100
123	M168A	X	-12.941	-12.941	0	%100
124	M168A	Z	0	0	0	%100
125	M178	X	-12.941	-12.941	0	%100
126	M178	Z	0	0	0	%100
127	M179A	X	-12.941	-12.941	0	%100
128	M179A	Z	0	0	0	%100
129	M180A	X	-12.941	-12.941	0	%100
130	M180A	Z	0	0	0	%100
131	M181B	X	-12.941	-12.941	0	%100
132	M181B	Z	0	0	0	%100
133	M100	X	0	0	0	%100
134	M100	Z	0	0	0	%100
135	M101	X	0	0	0	%100
136	M101	Z	0	0	0	%100
137	M116	X	-7.711	-7.711	0	%100
138	M116	Z	0	0	0	%100
139	M120	X	-12.941	-12.941	0	%100
140	M120	Z	0	0	0	%100
141	M121	X	-10.916	-10.916	0	%100
142	M121	Z	0	0	0	%100
143	M103	X	-5.877	-5.877	0	%100
144	M103	Z	0	0	0	%100
145	MPC	X	-11.162	-11.162	0	%100
146	MPC	Z	0	0	0	%100
147	MP3C	X	-11.162	-11.162	0	%100
148	MP3C	Z	0	0	0	%100

Member Distributed Loads (BLC 50 : Structure Wo (270 Deg)) (Continued)

	Member Label	Direction	Start Magnitude[lb...	End Magnitude[lb/ft,F,psf]	Start Location[ft,%]	End Location[ft,%]
149	MPCC	X	-11.162	-11.162	0	%100
150	MPCC	Z	0	0	0	%100
151	MP1A	X	-11.162	-11.162	0	%100
152	MP1A	Z	0	0	0	%100
153	MP82	X	-11.162	-11.162	0	%100
154	MP82	Z	0	0	0	%100
155	MP3A	X	-11.162	-11.162	0	%100
156	MP3A	Z	0	0	0	%100
157	MPG2	X	-11.162	-11.162	0	%100
158	MPG2	Z	0	0	0	%100
159	MP2C	X	-11.162	-11.162	0	%100
160	MP2C	Z	0	0	0	%100
161	MP2A	X	-11.162	-11.162	0	%100
162	MP2A	Z	0	0	0	%100
163	M97	X	-11.162	-11.162	0	%100
164	M97	Z	0	0	0	%100
165	MP3B	X	-11.162	-11.162	0	%100
166	MP3B	Z	0	0	0	%100
167	M105	X	-11.162	-11.162	0	%100
168	M105	Z	0	0	0	%100
169	MP1B	X	-11.162	-11.162	0	%100
170	MP1B	Z	0	0	0	%100
171	MP2B	X	-11.162	-11.162	0	%100
172	MP2B	Z	0	0	0	%100
173	MP1C	X	-11.162	-11.162	0	%100
174	MP1C	Z	0	0	0	%100
175	M122	X	-13.966	-13.966	0	%100
176	M122	Z	0	0	0	%100
177	M123	X	-13.966	-13.966	0	%100
178	M123	Z	0	0	0	%100
179	M126	X	-13.966	-13.966	0	%100
180	M126	Z	0	0	0	%100
181	M134	X	-13.966	-13.966	0	%100
182	M134	Z	0	0	0	%100
183	M135	X	-13.966	-13.966	0	%100
184	M135	Z	0	0	0	%100
185	M136	X	-13.966	-13.966	0	%100
186	M136	Z	0	0	0	%100
187	M137	X	-13.966	-13.966	0	%100
188	M137	Z	0	0	0	%100
189	M138	X	-13.966	-13.966	0	%100
190	M138	Z	0	0	0	%100
191	M139	X	-13.966	-13.966	0	%100
192	M139	Z	0	0	0	%100
193	M140	X	-13.966	-13.966	0	%100
194	M140	Z	0	0	0	%100
195	M168	X	-13.966	-13.966	0	%100
196	M168	Z	0	0	0	%100
197	M169A	X	-13.966	-13.966	0	%100
198	M169A	Z	0	0	0	%100
199	M170A	X	-13.966	-13.966	0	%100
200	M170A	Z	0	0	0	%100

Member Distributed Loads (BLC 50 : Structure Wo (270 Deg)) (Continued)

	Member Label	Direction	Start Magnitude[lb...	End Magnitude[lb/ft,F,psf]	Start Location[ft,%]	End Location[ft,%]
201	M171A	X	-13.966	-13.966	0	%100
202	M171A	Z	0	0	0	%100
203	M172A	X	-13.966	-13.966	0	%100
204	M172A	Z	0	0	0	%100
205	M173	X	-13.966	-13.966	0	%100
206	M173	Z	0	0	0	%100
207	M174	X	-13.966	-13.966	0	%100
208	M174	Z	0	0	0	%100
209	M175A	X	-13.966	-13.966	0	%100
210	M175A	Z	0	0	0	%100
211	M169B	X	-13.966	-13.966	0	%100
212	M169B	Z	0	0	0	%100
213	M170B	X	-13.966	-13.966	0	%100
214	M170B	Z	0	0	0	%100
215	M171	X	-13.966	-13.966	0	%100
216	M171	Z	0	0	0	%100
217	M172	X	-13.966	-13.966	0	%100
218	M172	Z	0	0	0	%100
219	M173A	X	-13.966	-13.966	0	%100
220	M173A	Z	0	0	0	%100
221	M174A	X	-13.966	-13.966	0	%100
222	M174A	Z	0	0	0	%100
223	M175B	X	-13.966	-13.966	0	%100
224	M175B	Z	0	0	0	%100
225	M176B	X	-13.966	-13.966	0	%100
226	M176B	Z	0	0	0	%100
227	M33	X	-19.412	-19.412	0	%100
228	M33	Z	0	0	0	%100
229	M34	X	-19.412	-19.412	0	%100
230	M34	Z	0	0	0	%100
231	M35	X	-19.412	-19.412	0	%100
232	M35	Z	0	0	0	%100
233	M36	X	-19.412	-19.412	0	%100
234	M36	Z	0	0	0	%100
235	M37	X	-19.412	-19.412	0	%100
236	M37	Z	0	0	0	%100
237	M38	X	-19.412	-19.412	0	%100
238	M38	Z	0	0	0	%100
239	M39	X	-19.412	-19.412	0	%100
240	M39	Z	0	0	0	%100
241	M40	X	-19.412	-19.412	0	%100
242	M40	Z	0	0	0	%100
243	M41	X	-19.412	-19.412	0	%100
244	M41	Z	0	0	0	%100
245	M42	X	-19.412	-19.412	0	%100
246	M42	Z	0	0	0	%100
247	M43	X	-3.146	-3.146	0	%100
248	M43	Z	0	0	0	%100
249	M44	X	-3.146	-3.146	0	%100
250	M44	Z	0	0	0	%100
251	M45	X	-3.146	-3.146	0	%100
252	M45	Z	0	0	0	%100

Member Distributed Loads (BLC 50 : Structure Wo (270 Deg)) (Continued)

	Member Label	Direction	Start Magnitude[lb...	End Magnitude[lb/ft,F,psf]	Start Location[ft,%]	End Location[ft,%]
253	M46	X	-3.146	-3.146	0	%100
254	M46	Z	0	0	0	%100
255	M47	X	-3.146	-3.146	0	%100
256	M47	Z	0	0	0	%100
257	M48	X	-3.146	-3.146	0	%100
258	M48	Z	0	0	0	%100
259	M49	X	-3.146	-3.146	0	%100
260	M49	Z	0	0	0	%100
261	M50	X	-3.146	-3.146	0	%100
262	M50	Z	0	0	0	%100
263	M51	X	-3.146	-3.146	0	%100
264	M51	Z	0	0	0	%100
265	M52	X	-3.146	-3.146	0	%100
266	M52	Z	0	0	0	%100
267	M53	X	-3.146	-3.146	0	%100
268	M53	Z	0	0	0	%100
269	M54	X	-3.146	-3.146	0	%100
270	M54	Z	0	0	0	%100
271	M55	X	-3.146	-3.146	0	%100
272	M55	Z	0	0	0	%100
273	M56	X	-3.146	-3.146	0	%100
274	M56	Z	0	0	0	%100
275	M57	X	-3.146	-3.146	0	%100
276	M57	Z	0	0	0	%100
277	M58	X	-3.146	-3.146	0	%100
278	M58	Z	0	0	0	%100
279	M59	X	-3.146	-3.146	0	%100
280	M59	Z	0	0	0	%100
281	M60	X	-3.146	-3.146	0	%100
282	M60	Z	0	0	0	%100
283	M61	X	-3.146	-3.146	0	%100
284	M61	Z	0	0	0	%100
285	M62	X	-3.146	-3.146	0	%100
286	M62	Z	0	0	0	%100
287	M1	X	0	0	0	%100
288	M1	Z	0	0	0	%100
289	M4	X	-16.177	-16.177	0	%100
290	M4	Z	0	0	0	%100
291	M5	X	0	0	0	%100
292	M5	Z	0	0	0	%100
293	M181	X	-16.177	-16.177	0	%100
294	M181	Z	0	0	0	%100
295	M182	X	-16.177	-16.177	0	%100
296	M182	Z	0	0	0	%100
297	M176A	X	0	0	0	%100
298	M176A	Z	0	0	0	%100
299	M182A	X	0	0	0	%100
300	M182A	Z	0	0	0	%100
301	M183	X	0	0	0	%100
302	M183	Z	0	0	0	%100
303	M177	X	-16.177	-16.177	0	%100
304	M177	Z	0	0	0	%100

Member Distributed Loads (BLC 50 : Structure Wo (270 Deg)) (Continued)

	Member Label	Direction	Start Magnitude[lb...	End Magnitude[lb/ft,F,psf]	Start Location[ft,%]	End Location[ft,%]
305	M182B	X	-16.177	-16.177	0	%100
306	M182B	Z	0	0	0	%100
307	M183A	X	-16.177	-16.177	0	%100
308	M183A	Z	0	0	0	%100
309	M23	X	-19.412	-19.412	0	%100
310	M23	Z	0	0	0	%100
311	M24	X	0	0	0	%100
312	M24	Z	0	0	0	%100
313	M25	X	-19.412	-19.412	0	%100
314	M25	Z	0	0	0	%100
315	M26	X	0	0	0	%100
316	M26	Z	0	0	0	%100

Member Distributed Loads (BLC 51 : Structure Wo (300 Deg))

	Member Label	Direction	Start Magnitude[lb...	End Magnitude[lb/ft,F,psf]	Start Location[ft,%]	End Location[ft,%]
1	M67	X	-.385	-.385	0	%100
2	M67	Z	-.222	-.222	0	%100
3	M68	X	-.385	-.385	0	%100
4	M68	Z	-.222	-.222	0	%100
5	M69	X	-.385	-.385	0	%100
6	M69	Z	-.222	-.222	0	%100
7	M70	X	-.385	-.385	0	%100
8	M70	Z	-.222	-.222	0	%100
9	M83	X	-.385	-.385	0	%100
10	M83	Z	-.222	-.222	0	%100
11	M84	X	-.385	-.385	0	%100
12	M84	Z	-.222	-.222	0	%100
13	M85	X	-.385	-.385	0	%100
14	M85	Z	-.222	-.222	0	%100
15	M86	X	-.385	-.385	0	%100
16	M86	Z	-.222	-.222	0	%100
17	M183B	X	-7.806	-7.806	0	%100
18	M183B	Z	-4.507	-4.507	0	%100
19	M184	X	-7.806	-7.806	0	%100
20	M184	Z	-4.507	-4.507	0	%100
21	M186	X	-7.806	-7.806	0	%100
22	M186	Z	-4.507	-4.507	0	%100
23	M187	X	-7.806	-7.806	0	%100
24	M187	Z	-4.507	-4.507	0	%100
25	M189	X	-7.806	-7.806	0	%100
26	M189	Z	-4.507	-4.507	0	%100
27	M190	X	-7.806	-7.806	0	%100
28	M190	Z	-4.507	-4.507	0	%100
29	M192	X	-7.806	-7.806	0	%100
30	M192	Z	-4.507	-4.507	0	%100
31	M193	X	-7.806	-7.806	0	%100
32	M193	Z	-4.507	-4.507	0	%100
33	M194	X	-7.806	-7.806	0	%100
34	M194	Z	-4.507	-4.507	0	%100
35	M195	X	-7.806	-7.806	0	%100
36	M195	Z	-4.507	-4.507	0	%100

Member Distributed Loads (BLC 51 : Structure Wo (300 Deg)) (Continued)

	Member Label	Direction	Start Magnitude[lb...	End Magnitude[lb/ft,F,psf]	Start Location[ft,%]	End Location[ft,%]
37	M196	X	-7.806	-7.806	0	%100
38	M196	Z	-4.507	-4.507	0	%100
39	M197	X	-7.806	-7.806	0	%100
40	M197	Z	-4.507	-4.507	0	%100
41	M201	X	-7.806	-7.806	0	%100
42	M201	Z	-4.507	-4.507	0	%100
43	M202	X	-7.806	-7.806	0	%100
44	M202	Z	-4.507	-4.507	0	%100
45	M203	X	-7.806	-7.806	0	%100
46	M203	Z	-4.507	-4.507	0	%100
47	M204	X	-7.806	-7.806	0	%100
48	M204	Z	-4.507	-4.507	0	%100
49	M207	X	-7.806	-7.806	0	%100
50	M207	Z	-4.507	-4.507	0	%100
51	M208	X	-7.806	-7.806	0	%100
52	M208	Z	-4.507	-4.507	0	%100
53	M209	X	-7.806	-7.806	0	%100
54	M209	Z	-4.507	-4.507	0	%100
55	M210	X	-7.806	-7.806	0	%100
56	M210	Z	-4.507	-4.507	0	%100
57	M213	X	-7.806	-7.806	0	%100
58	M213	Z	-4.507	-4.507	0	%100
59	M214	X	-7.806	-7.806	0	%100
60	M214	Z	-4.507	-4.507	0	%100
61	M215	X	-7.806	-7.806	0	%100
62	M215	Z	-4.507	-4.507	0	%100
63	M216	X	-7.806	-7.806	0	%100
64	M216	Z	-4.507	-4.507	0	%100
65	M147	X	-7.806	-7.806	0	%100
66	M147	Z	-4.507	-4.507	0	%100
67	M148	X	-7.806	-7.806	0	%100
68	M148	Z	-4.507	-4.507	0	%100
69	M149	X	-7.806	-7.806	0	%100
70	M149	Z	-4.507	-4.507	0	%100
71	M150	X	-7.806	-7.806	0	%100
72	M150	Z	-4.507	-4.507	0	%100
73	M153	X	-7.806	-7.806	0	%100
74	M153	Z	-4.507	-4.507	0	%100
75	M154	X	-7.806	-7.806	0	%100
76	M154	Z	-4.507	-4.507	0	%100
77	M155	X	-7.806	-7.806	0	%100
78	M155	Z	-4.507	-4.507	0	%100
79	M156	X	-7.806	-7.806	0	%100
80	M156	Z	-4.507	-4.507	0	%100
81	M159	X	-7.806	-7.806	0	%100
82	M159	Z	-4.507	-4.507	0	%100
83	M160	X	-7.806	-7.806	0	%100
84	M160	Z	-4.507	-4.507	0	%100
85	M161	X	-7.806	-7.806	0	%100
86	M161	Z	-4.507	-4.507	0	%100
87	M162	X	-7.806	-7.806	0	%100
88	M162	Z	-4.507	-4.507	0	%100

Member Distributed Loads (BLC 51 : Structure Wo (300 Deg)) (Continued)

	Member Label	Direction	Start Magnitude[lb...	End Magnitude[lb/ft,F,psf]	Start Location[ft,%]	End Location[ft,%]
89	M12	X	-2.148	-2.148	0	%100
90	M12	Z	-1.24	-1.24	0	%100
91	M15	X	-8.406	-8.406	0	%100
92	M15	Z	-4.853	-4.853	0	%100
93	M16	X	-2.802	-2.802	0	%100
94	M16	Z	-1.618	-1.618	0	%100
95	M17	X	-2.148	-2.148	0	%100
96	M17	Z	-1.24	-1.24	0	%100
97	M20	X	-8.406	-8.406	0	%100
98	M20	Z	-4.853	-4.853	0	%100
99	M21	X	-2.802	-2.802	0	%100
100	M21	Z	-1.618	-1.618	0	%100
101	M169	X	-8.406	-8.406	0	%100
102	M169	Z	-4.853	-4.853	0	%100
103	M170	X	-8.406	-8.406	0	%100
104	M170	Z	-4.853	-4.853	0	%100
105	M175	X	-8.406	-8.406	0	%100
106	M175	Z	-4.853	-4.853	0	%100
107	M176	X	-8.406	-8.406	0	%100
108	M176	Z	-4.853	-4.853	0	%100
109	M166A	X	-2.802	-2.802	0	%100
110	M166A	Z	-1.618	-1.618	0	%100
111	M167	X	-2.802	-2.802	0	%100
112	M167	Z	-1.618	-1.618	0	%100
113	M178A	X	-2.802	-2.802	0	%100
114	M178A	Z	-1.618	-1.618	0	%100
115	M179	X	-2.802	-2.802	0	%100
116	M179	Z	-1.618	-1.618	0	%100
117	M180	X	-2.802	-2.802	0	%100
118	M180	Z	-1.618	-1.618	0	%100
119	M181A	X	-2.802	-2.802	0	%100
120	M181A	Z	-1.618	-1.618	0	%100
121	M167A	X	-8.406	-8.406	0	%100
122	M167A	Z	-4.853	-4.853	0	%100
123	M168A	X	-8.406	-8.406	0	%100
124	M168A	Z	-4.853	-4.853	0	%100
125	M178	X	-8.406	-8.406	0	%100
126	M178	Z	-4.853	-4.853	0	%100
127	M179A	X	-8.406	-8.406	0	%100
128	M179A	Z	-4.853	-4.853	0	%100
129	M180A	X	-8.406	-8.406	0	%100
130	M180A	Z	-4.853	-4.853	0	%100
131	M181B	X	-8.406	-8.406	0	%100
132	M181B	Z	-4.853	-4.853	0	%100
133	M100	X	-2.802	-2.802	0	%100
134	M100	Z	-1.618	-1.618	0	%100
135	M101	X	-2.802	-2.802	0	%100
136	M101	Z	-1.618	-1.618	0	%100
137	M116	X	-7.811	-7.811	0	%100
138	M116	Z	-4.509	-4.509	0	%100
139	M120	X	-10.218	-10.218	0	%100
140	M120	Z	-5.899	-5.899	0	%100

Member Distributed Loads (BLC 51 : Structure Wo (300 Deg)) (Continued)

	Member Label	Direction	Start Magnitude[lb...	End Magnitude[lb/ft,F,psf]	Start Location[ft,%]	End Location[ft,%]
141	M121	X	-8.321	-8.321	0	%100
142	M121	Z	-4.804	-4.804	0	%100
143	M103	X	-9.141	-9.141	0	%100
144	M103	Z	-5.278	-5.278	0	%100
145	MPC	X	-9.667	-9.667	0	%100
146	MPC	Z	-5.581	-5.581	0	%100
147	MP3C	X	-9.667	-9.667	0	%100
148	MP3C	Z	-5.581	-5.581	0	%100
149	MPCC	X	-9.667	-9.667	0	%100
150	MPCC	Z	-5.581	-5.581	0	%100
151	MP1A	X	-9.667	-9.667	0	%100
152	MP1A	Z	-5.581	-5.581	0	%100
153	MP82	X	-9.667	-9.667	0	%100
154	MP82	Z	-5.581	-5.581	0	%100
155	MP3A	X	-9.667	-9.667	0	%100
156	MP3A	Z	-5.581	-5.581	0	%100
157	MPG2	X	-9.667	-9.667	0	%100
158	MPG2	Z	-5.581	-5.581	0	%100
159	MP2C	X	-9.667	-9.667	0	%100
160	MP2C	Z	-5.581	-5.581	0	%100
161	MP2A	X	-9.667	-9.667	0	%100
162	MP2A	Z	-5.581	-5.581	0	%100
163	M97	X	-9.667	-9.667	0	%100
164	M97	Z	-5.581	-5.581	0	%100
165	MP3B	X	-9.667	-9.667	0	%100
166	MP3B	Z	-5.581	-5.581	0	%100
167	M105	X	-9.667	-9.667	0	%100
168	M105	Z	-5.581	-5.581	0	%100
169	MP1B	X	-9.667	-9.667	0	%100
170	MP1B	Z	-5.581	-5.581	0	%100
171	MP2B	X	-9.667	-9.667	0	%100
172	MP2B	Z	-5.581	-5.581	0	%100
173	MP1C	X	-9.667	-9.667	0	%100
174	MP1C	Z	-5.581	-5.581	0	%100
175	M122	X	-12.095	-12.095	0	%100
176	M122	Z	-6.983	-6.983	0	%100
177	M123	X	-12.095	-12.095	0	%100
178	M123	Z	-6.983	-6.983	0	%100
179	M126	X	-12.095	-12.095	0	%100
180	M126	Z	-6.983	-6.983	0	%100
181	M134	X	-12.095	-12.095	0	%100
182	M134	Z	-6.983	-6.983	0	%100
183	M135	X	-12.095	-12.095	0	%100
184	M135	Z	-6.983	-6.983	0	%100
185	M136	X	-12.095	-12.095	0	%100
186	M136	Z	-6.983	-6.983	0	%100
187	M137	X	-12.095	-12.095	0	%100
188	M137	Z	-6.983	-6.983	0	%100
189	M138	X	-12.095	-12.095	0	%100
190	M138	Z	-6.983	-6.983	0	%100
191	M139	X	-12.095	-12.095	0	%100
192	M139	Z	-6.983	-6.983	0	%100

Member Distributed Loads (BLC 51 : Structure Wo (300 Deg)) (Continued)

	Member Label	Direction	Start Magnitude[lb...	End Magnitude[lb/ft,F,psf]	Start Location[ft,%]	End Location[ft,%]
193	M140	X	-12.095	-12.095	0	%100
194	M140	Z	-6.983	-6.983	0	%100
195	M168	X	-12.095	-12.095	0	%100
196	M168	Z	-6.983	-6.983	0	%100
197	M169A	X	-12.095	-12.095	0	%100
198	M169A	Z	-6.983	-6.983	0	%100
199	M170A	X	-12.095	-12.095	0	%100
200	M170A	Z	-6.983	-6.983	0	%100
201	M171A	X	-12.095	-12.095	0	%100
202	M171A	Z	-6.983	-6.983	0	%100
203	M172A	X	-12.095	-12.095	0	%100
204	M172A	Z	-6.983	-6.983	0	%100
205	M173	X	-12.095	-12.095	0	%100
206	M173	Z	-6.983	-6.983	0	%100
207	M174	X	-12.095	-12.095	0	%100
208	M174	Z	-6.983	-6.983	0	%100
209	M175A	X	-12.095	-12.095	0	%100
210	M175A	Z	-6.983	-6.983	0	%100
211	M169B	X	-12.095	-12.095	0	%100
212	M169B	Z	-6.983	-6.983	0	%100
213	M170B	X	-12.095	-12.095	0	%100
214	M170B	Z	-6.983	-6.983	0	%100
215	M171	X	-12.095	-12.095	0	%100
216	M171	Z	-6.983	-6.983	0	%100
217	M172	X	-12.095	-12.095	0	%100
218	M172	Z	-6.983	-6.983	0	%100
219	M173A	X	-12.095	-12.095	0	%100
220	M173A	Z	-6.983	-6.983	0	%100
221	M174A	X	-12.095	-12.095	0	%100
222	M174A	Z	-6.983	-6.983	0	%100
223	M175B	X	-12.095	-12.095	0	%100
224	M175B	Z	-6.983	-6.983	0	%100
225	M176B	X	-12.095	-12.095	0	%100
226	M176B	Z	-6.983	-6.983	0	%100
227	M33	X	-13.29	-13.29	0	%100
228	M33	Z	-7.673	-7.673	0	%100
229	M34	X	-13.29	-13.29	0	%100
230	M34	Z	-7.673	-7.673	0	%100
231	M35	X	-13.29	-13.29	0	%100
232	M35	Z	-7.673	-7.673	0	%100
233	M36	X	-13.29	-13.29	0	%100
234	M36	Z	-7.673	-7.673	0	%100
235	M37	X	-13.29	-13.29	0	%100
236	M37	Z	-7.673	-7.673	0	%100
237	M38	X	-13.29	-13.29	0	%100
238	M38	Z	-7.673	-7.673	0	%100
239	M39	X	-13.29	-13.29	0	%100
240	M39	Z	-7.673	-7.673	0	%100
241	M40	X	-13.29	-13.29	0	%100
242	M40	Z	-7.673	-7.673	0	%100
243	M41	X	-13.29	-13.29	0	%100
244	M41	Z	-7.673	-7.673	0	%100

Member Distributed Loads (BLC 51 : Structure Wo (300 Deg)) (Continued)

	Member Label	Direction	Start Magnitude[lb...	End Magnitude[lb/ft,F,psf]	Start Location[ft,%]	End Location[ft,%]
245	M42	X	-13.29	-13.29	0	%100
246	M42	Z	-7.673	-7.673	0	%100
247	M43	X	-6.246	-6.246	0	%100
248	M43	Z	-3.606	-3.606	0	%100
249	M44	X	-6.246	-6.246	0	%100
250	M44	Z	-3.606	-3.606	0	%100
251	M45	X	-6.246	-6.246	0	%100
252	M45	Z	-3.606	-3.606	0	%100
253	M46	X	-6.246	-6.246	0	%100
254	M46	Z	-3.606	-3.606	0	%100
255	M47	X	-6.246	-6.246	0	%100
256	M47	Z	-3.606	-3.606	0	%100
257	M48	X	-6.246	-6.246	0	%100
258	M48	Z	-3.606	-3.606	0	%100
259	M49	X	-6.246	-6.246	0	%100
260	M49	Z	-3.606	-3.606	0	%100
261	M50	X	-6.246	-6.246	0	%100
262	M50	Z	-3.606	-3.606	0	%100
263	M51	X	-6.246	-6.246	0	%100
264	M51	Z	-3.606	-3.606	0	%100
265	M52	X	-6.246	-6.246	0	%100
266	M52	Z	-3.606	-3.606	0	%100
267	M53	X	-6.246	-6.246	0	%100
268	M53	Z	-3.606	-3.606	0	%100
269	M54	X	-6.246	-6.246	0	%100
270	M54	Z	-3.606	-3.606	0	%100
271	M55	X	-6.246	-6.246	0	%100
272	M55	Z	-3.606	-3.606	0	%100
273	M56	X	-6.246	-6.246	0	%100
274	M56	Z	-3.606	-3.606	0	%100
275	M57	X	-6.246	-6.246	0	%100
276	M57	Z	-3.606	-3.606	0	%100
277	M58	X	-6.246	-6.246	0	%100
278	M58	Z	-3.606	-3.606	0	%100
279	M59	X	-6.246	-6.246	0	%100
280	M59	Z	-3.606	-3.606	0	%100
281	M60	X	-6.246	-6.246	0	%100
282	M60	Z	-3.606	-3.606	0	%100
283	M61	X	-6.246	-6.246	0	%100
284	M61	Z	-3.606	-3.606	0	%100
285	M62	X	-6.246	-6.246	0	%100
286	M62	Z	-3.606	-3.606	0	%100
287	M1	X	-2.557	-2.557	0	%100
288	M1	Z	-1.476	-1.476	0	%100
289	M4	X	-10.507	-10.507	0	%100
290	M4	Z	-6.066	-6.066	0	%100
291	M5	X	-3.304	-3.304	0	%100
292	M5	Z	-1.908	-1.908	0	%100
293	M181	X	-10.507	-10.507	0	%100
294	M181	Z	-6.066	-6.066	0	%100
295	M182	X	-10.507	-10.507	0	%100
296	M182	Z	-6.066	-6.066	0	%100

Member Distributed Loads (BLC 51 : Structure Wo (300 Deg)) (Continued)

	Member Label	Direction	Start Magnitude[lb...	End Magnitude[lb/ft,F,psf]	Start Location[ft,%]	End Location[ft,%]
297	M176A	X	-3.502	-3.502	0	%100
298	M176A	Z	-2.022	-2.022	0	%100
299	M182A	X	-3.502	-3.502	0	%100
300	M182A	Z	-2.022	-2.022	0	%100
301	M183	X	-3.502	-3.502	0	%100
302	M183	Z	-2.022	-2.022	0	%100
303	M177	X	-10.507	-10.507	0	%100
304	M177	Z	-6.066	-6.066	0	%100
305	M182B	X	-10.507	-10.507	0	%100
306	M182B	Z	-6.066	-6.066	0	%100
307	M183A	X	-10.507	-10.507	0	%100
308	M183A	Z	-6.066	-6.066	0	%100
309	M23	X	-12.609	-12.609	0	%100
310	M23	Z	-7.28	-7.28	0	%100
311	M24	X	-4.203	-4.203	0	%100
312	M24	Z	-2.427	-2.427	0	%100
313	M25	X	-12.609	-12.609	0	%100
314	M25	Z	-7.28	-7.28	0	%100
315	M26	X	-4.203	-4.203	0	%100
316	M26	Z	-2.427	-2.427	0	%100

Member Distributed Loads (BLC 52 : Structure Wo (330 Deg))

	Member Label	Direction	Start Magnitude[lb...	End Magnitude[lb/ft,F,psf]	Start Location[ft,%]	End Location[ft,%]
1	M67	X	-.667	-.667	0	%100
2	M67	Z	-1.156	-1.156	0	%100
3	M68	X	-.667	-.667	0	%100
4	M68	Z	-1.156	-1.156	0	%100
5	M69	X	-.667	-.667	0	%100
6	M69	Z	-1.156	-1.156	0	%100
7	M70	X	-.667	-.667	0	%100
8	M70	Z	-1.156	-1.156	0	%100
9	M83	X	-.667	-.667	0	%100
10	M83	Z	-1.156	-1.156	0	%100
11	M84	X	-.667	-.667	0	%100
12	M84	Z	-1.156	-1.156	0	%100
13	M85	X	-.667	-.667	0	%100
14	M85	Z	-1.156	-1.156	0	%100
15	M86	X	-.667	-.667	0	%100
16	M86	Z	-1.156	-1.156	0	%100
17	M183B	X	-4.507	-4.507	0	%100
18	M183B	Z	-7.806	-7.806	0	%100
19	M184	X	-4.507	-4.507	0	%100
20	M184	Z	-7.806	-7.806	0	%100
21	M186	X	-4.507	-4.507	0	%100
22	M186	Z	-7.806	-7.806	0	%100
23	M187	X	-4.507	-4.507	0	%100
24	M187	Z	-7.806	-7.806	0	%100
25	M189	X	-4.507	-4.507	0	%100
26	M189	Z	-7.806	-7.806	0	%100
27	M190	X	-4.507	-4.507	0	%100
28	M190	Z	-7.806	-7.806	0	%100

Member Distributed Loads (BLC 52 : Structure Wo (330 Deg)) (Continued)

	Member Label	Direction	Start Magnitude[lb...	End Magnitude[lb/ft,F,psf]	Start Location[ft,%]	End Location[ft,%]
29	M192	X	-4.507	-4.507	0	%100
30	M192	Z	-7.806	-7.806	0	%100
31	M193	X	-4.507	-4.507	0	%100
32	M193	Z	-7.806	-7.806	0	%100
33	M194	X	-4.507	-4.507	0	%100
34	M194	Z	-7.806	-7.806	0	%100
35	M195	X	-4.507	-4.507	0	%100
36	M195	Z	-7.806	-7.806	0	%100
37	M196	X	-4.507	-4.507	0	%100
38	M196	Z	-7.806	-7.806	0	%100
39	M197	X	-4.507	-4.507	0	%100
40	M197	Z	-7.806	-7.806	0	%100
41	M201	X	-4.507	-4.507	0	%100
42	M201	Z	-7.806	-7.806	0	%100
43	M202	X	-4.507	-4.507	0	%100
44	M202	Z	-7.806	-7.806	0	%100
45	M203	X	-4.507	-4.507	0	%100
46	M203	Z	-7.806	-7.806	0	%100
47	M204	X	-4.507	-4.507	0	%100
48	M204	Z	-7.806	-7.806	0	%100
49	M207	X	-4.507	-4.507	0	%100
50	M207	Z	-7.806	-7.806	0	%100
51	M208	X	-4.507	-4.507	0	%100
52	M208	Z	-7.806	-7.806	0	%100
53	M209	X	-4.507	-4.507	0	%100
54	M209	Z	-7.806	-7.806	0	%100
55	M210	X	-4.507	-4.507	0	%100
56	M210	Z	-7.806	-7.806	0	%100
57	M213	X	-4.507	-4.507	0	%100
58	M213	Z	-7.806	-7.806	0	%100
59	M214	X	-4.507	-4.507	0	%100
60	M214	Z	-7.806	-7.806	0	%100
61	M215	X	-4.507	-4.507	0	%100
62	M215	Z	-7.806	-7.806	0	%100
63	M216	X	-4.507	-4.507	0	%100
64	M216	Z	-7.806	-7.806	0	%100
65	M147	X	-4.507	-4.507	0	%100
66	M147	Z	-7.806	-7.806	0	%100
67	M148	X	-4.507	-4.507	0	%100
68	M148	Z	-7.806	-7.806	0	%100
69	M149	X	-4.507	-4.507	0	%100
70	M149	Z	-7.806	-7.806	0	%100
71	M150	X	-4.507	-4.507	0	%100
72	M150	Z	-7.806	-7.806	0	%100
73	M153	X	-4.507	-4.507	0	%100
74	M153	Z	-7.806	-7.806	0	%100
75	M154	X	-4.507	-4.507	0	%100
76	M154	Z	-7.806	-7.806	0	%100
77	M155	X	-4.507	-4.507	0	%100
78	M155	Z	-7.806	-7.806	0	%100
79	M156	X	-4.507	-4.507	0	%100
80	M156	Z	-7.806	-7.806	0	%100

Member Distributed Loads (BLC 52 : Structure Wo (330 Deg)) (Continued)

	Member Label	Direction	Start Magnitude[lb...	End Magnitude[lb/ft,F,psf]	Start Location[ft,%]	End Location[ft,%]
81	M159	X	-4.507	-4.507	0	%100
82	M159	Z	-7.806	-7.806	0	%100
83	M160	X	-4.507	-4.507	0	%100
84	M160	Z	-7.806	-7.806	0	%100
85	M161	X	-4.507	-4.507	0	%100
86	M161	Z	-7.806	-7.806	0	%100
87	M162	X	-4.507	-4.507	0	%100
88	M162	Z	-7.806	-7.806	0	%100
89	M12	X	-3.721	-3.721	0	%100
90	M12	Z	-6.444	-6.444	0	%100
91	M15	X	-1.618	-1.618	0	%100
92	M15	Z	-2.802	-2.802	0	%100
93	M16	X	-4.853	-4.853	0	%100
94	M16	Z	-8.406	-8.406	0	%100
95	M17	X	-3.721	-3.721	0	%100
96	M17	Z	-6.444	-6.444	0	%100
97	M20	X	-1.618	-1.618	0	%100
98	M20	Z	-2.802	-2.802	0	%100
99	M21	X	-4.853	-4.853	0	%100
100	M21	Z	-8.406	-8.406	0	%100
101	M169	X	-1.618	-1.618	0	%100
102	M169	Z	-2.802	-2.802	0	%100
103	M170	X	-1.618	-1.618	0	%100
104	M170	Z	-2.802	-2.802	0	%100
105	M175	X	-1.618	-1.618	0	%100
106	M175	Z	-2.802	-2.802	0	%100
107	M176	X	-1.618	-1.618	0	%100
108	M176	Z	-2.802	-2.802	0	%100
109	M166A	X	-4.853	-4.853	0	%100
110	M166A	Z	-8.406	-8.406	0	%100
111	M167	X	-4.853	-4.853	0	%100
112	M167	Z	-8.406	-8.406	0	%100
113	M178A	X	-4.853	-4.853	0	%100
114	M178A	Z	-8.406	-8.406	0	%100
115	M179	X	-4.853	-4.853	0	%100
116	M179	Z	-8.406	-8.406	0	%100
117	M180	X	-4.853	-4.853	0	%100
118	M180	Z	-8.406	-8.406	0	%100
119	M181A	X	-4.853	-4.853	0	%100
120	M181A	Z	-8.406	-8.406	0	%100
121	M167A	X	-1.618	-1.618	0	%100
122	M167A	Z	-2.802	-2.802	0	%100
123	M168A	X	-1.618	-1.618	0	%100
124	M168A	Z	-2.802	-2.802	0	%100
125	M178	X	-1.618	-1.618	0	%100
126	M178	Z	-2.802	-2.802	0	%100
127	M179A	X	-1.618	-1.618	0	%100
128	M179A	Z	-2.802	-2.802	0	%100
129	M180A	X	-1.618	-1.618	0	%100
130	M180A	Z	-2.802	-2.802	0	%100
131	M181B	X	-1.618	-1.618	0	%100
132	M181B	Z	-2.802	-2.802	0	%100

Member Distributed Loads (BLC 52 : Structure Wo (330 Deg)) (Continued)

	Member Label	Direction	Start Magnitude[lb...	End Magnitude[lb/ft,F,psf]	Start Location[ft,%]	End Location[ft,%]
133	M100	X	-4.853	-4.853	0	%100
134	M100	Z	-8.406	-8.406	0	%100
135	M101	X	-4.853	-4.853	0	%100
136	M101	Z	-8.406	-8.406	0	%100
137	M116	X	-5.817	-5.817	0	%100
138	M116	Z	-10.075	-10.075	0	%100
139	M120	X	-4.756	-4.756	0	%100
140	M120	Z	-8.238	-8.238	0	%100
141	M121	X	-4.959	-4.959	0	%100
142	M121	Z	-8.589	-8.589	0	%100
143	M103	X	-5.13	-5.13	0	%100
144	M103	Z	-8.885	-8.885	0	%100
145	MPC	X	-5.581	-5.581	0	%100
146	MPC	Z	-9.667	-9.667	0	%100
147	MP3C	X	-5.581	-5.581	0	%100
148	MP3C	Z	-9.667	-9.667	0	%100
149	MPCC	X	-5.581	-5.581	0	%100
150	MPCC	Z	-9.667	-9.667	0	%100
151	MP1A	X	-5.581	-5.581	0	%100
152	MP1A	Z	-9.667	-9.667	0	%100
153	MP82	X	-5.581	-5.581	0	%100
154	MP82	Z	-9.667	-9.667	0	%100
155	MP3A	X	-5.581	-5.581	0	%100
156	MP3A	Z	-9.667	-9.667	0	%100
157	MPG2	X	-5.581	-5.581	0	%100
158	MPG2	Z	-9.667	-9.667	0	%100
159	MP2C	X	-5.581	-5.581	0	%100
160	MP2C	Z	-9.667	-9.667	0	%100
161	MP2A	X	-5.581	-5.581	0	%100
162	MP2A	Z	-9.667	-9.667	0	%100
163	M97	X	-5.581	-5.581	0	%100
164	M97	Z	-9.667	-9.667	0	%100
165	MP3B	X	-5.581	-5.581	0	%100
166	MP3B	Z	-9.667	-9.667	0	%100
167	M105	X	-5.581	-5.581	0	%100
168	M105	Z	-9.667	-9.667	0	%100
169	MP1B	X	-5.581	-5.581	0	%100
170	MP1B	Z	-9.667	-9.667	0	%100
171	MP2B	X	-5.581	-5.581	0	%100
172	MP2B	Z	-9.667	-9.667	0	%100
173	MP1C	X	-5.581	-5.581	0	%100
174	MP1C	Z	-9.667	-9.667	0	%100
175	M122	X	-6.983	-6.983	0	%100
176	M122	Z	-12.095	-12.095	0	%100
177	M123	X	-6.983	-6.983	0	%100
178	M123	Z	-12.095	-12.095	0	%100
179	M126	X	-6.983	-6.983	0	%100
180	M126	Z	-12.095	-12.095	0	%100
181	M134	X	-6.983	-6.983	0	%100
182	M134	Z	-12.095	-12.095	0	%100
183	M135	X	-6.983	-6.983	0	%100
184	M135	Z	-12.095	-12.095	0	%100

Member Distributed Loads (BLC 52 : Structure Wo (330 Deg)) (Continued)

	Member Label	Direction	Start Magnitude[lb...	End Magnitude[lb/ft,F,psf]	Start Location[ft,%]	End Location[ft,%]
185	M136	X	-6.983	-6.983	0	%100
186	M136	Z	-12.095	-12.095	0	%100
187	M137	X	-6.983	-6.983	0	%100
188	M137	Z	-12.095	-12.095	0	%100
189	M138	X	-6.983	-6.983	0	%100
190	M138	Z	-12.095	-12.095	0	%100
191	M139	X	-6.983	-6.983	0	%100
192	M139	Z	-12.095	-12.095	0	%100
193	M140	X	-6.983	-6.983	0	%100
194	M140	Z	-12.095	-12.095	0	%100
195	M168	X	-6.983	-6.983	0	%100
196	M168	Z	-12.095	-12.095	0	%100
197	M169A	X	-6.983	-6.983	0	%100
198	M169A	Z	-12.095	-12.095	0	%100
199	M170A	X	-6.983	-6.983	0	%100
200	M170A	Z	-12.095	-12.095	0	%100
201	M171A	X	-6.983	-6.983	0	%100
202	M171A	Z	-12.095	-12.095	0	%100
203	M172A	X	-6.983	-6.983	0	%100
204	M172A	Z	-12.095	-12.095	0	%100
205	M173	X	-6.983	-6.983	0	%100
206	M173	Z	-12.095	-12.095	0	%100
207	M174	X	-6.983	-6.983	0	%100
208	M174	Z	-12.095	-12.095	0	%100
209	M175A	X	-6.983	-6.983	0	%100
210	M175A	Z	-12.095	-12.095	0	%100
211	M169B	X	-6.983	-6.983	0	%100
212	M169B	Z	-12.095	-12.095	0	%100
213	M170B	X	-6.983	-6.983	0	%100
214	M170B	Z	-12.095	-12.095	0	%100
215	M171	X	-6.983	-6.983	0	%100
216	M171	Z	-12.095	-12.095	0	%100
217	M172	X	-6.983	-6.983	0	%100
218	M172	Z	-12.095	-12.095	0	%100
219	M173A	X	-6.983	-6.983	0	%100
220	M173A	Z	-12.095	-12.095	0	%100
221	M174A	X	-6.983	-6.983	0	%100
222	M174A	Z	-12.095	-12.095	0	%100
223	M175B	X	-6.983	-6.983	0	%100
224	M175B	Z	-12.095	-12.095	0	%100
225	M176B	X	-6.983	-6.983	0	%100
226	M176B	Z	-12.095	-12.095	0	%100
227	M33	X	-3.606	-3.606	0	%100
228	M33	Z	-6.246	-6.246	0	%100
229	M34	X	-3.606	-3.606	0	%100
230	M34	Z	-6.246	-6.246	0	%100
231	M35	X	-3.606	-3.606	0	%100
232	M35	Z	-6.246	-6.246	0	%100
233	M36	X	-3.606	-3.606	0	%100
234	M36	Z	-6.246	-6.246	0	%100
235	M37	X	-3.606	-3.606	0	%100
236	M37	Z	-6.246	-6.246	0	%100

Member Distributed Loads (BLC 52 : Structure Wo (330 Deg)) (Continued)

	Member Label	Direction	Start Magnitude[lb...	End Magnitude[lb/ft,F,psf]	Start Location[ft,%]	End Location[ft,%]
237	M38	X	-3.606	-3.606	0	%100
238	M38	Z	-6.246	-6.246	0	%100
239	M39	X	-3.606	-3.606	0	%100
240	M39	Z	-6.246	-6.246	0	%100
241	M40	X	-3.606	-3.606	0	%100
242	M40	Z	-6.246	-6.246	0	%100
243	M41	X	-3.606	-3.606	0	%100
244	M41	Z	-6.246	-6.246	0	%100
245	M42	X	-3.606	-3.606	0	%100
246	M42	Z	-6.246	-6.246	0	%100
247	M43	X	-7.673	-7.673	0	%100
248	M43	Z	-13.29	-13.29	0	%100
249	M44	X	-7.673	-7.673	0	%100
250	M44	Z	-13.29	-13.29	0	%100
251	M45	X	-7.673	-7.673	0	%100
252	M45	Z	-13.29	-13.29	0	%100
253	M46	X	-7.673	-7.673	0	%100
254	M46	Z	-13.29	-13.29	0	%100
255	M47	X	-7.673	-7.673	0	%100
256	M47	Z	-13.29	-13.29	0	%100
257	M48	X	-7.673	-7.673	0	%100
258	M48	Z	-13.29	-13.29	0	%100
259	M49	X	-7.673	-7.673	0	%100
260	M49	Z	-13.29	-13.29	0	%100
261	M50	X	-7.673	-7.673	0	%100
262	M50	Z	-13.29	-13.29	0	%100
263	M51	X	-7.673	-7.673	0	%100
264	M51	Z	-13.29	-13.29	0	%100
265	M52	X	-7.673	-7.673	0	%100
266	M52	Z	-13.29	-13.29	0	%100
267	M53	X	-7.673	-7.673	0	%100
268	M53	Z	-13.29	-13.29	0	%100
269	M54	X	-7.673	-7.673	0	%100
270	M54	Z	-13.29	-13.29	0	%100
271	M55	X	-7.673	-7.673	0	%100
272	M55	Z	-13.29	-13.29	0	%100
273	M56	X	-7.673	-7.673	0	%100
274	M56	Z	-13.29	-13.29	0	%100
275	M57	X	-7.673	-7.673	0	%100
276	M57	Z	-13.29	-13.29	0	%100
277	M58	X	-7.673	-7.673	0	%100
278	M58	Z	-13.29	-13.29	0	%100
279	M59	X	-7.673	-7.673	0	%100
280	M59	Z	-13.29	-13.29	0	%100
281	M60	X	-7.673	-7.673	0	%100
282	M60	Z	-13.29	-13.29	0	%100
283	M61	X	-7.673	-7.673	0	%100
284	M61	Z	-13.29	-13.29	0	%100
285	M62	X	-7.673	-7.673	0	%100
286	M62	Z	-13.29	-13.29	0	%100
287	M1	X	-4.428	-4.428	0	%100
288	M1	Z	-7.67	-7.67	0	%100

Member Distributed Loads (BLC 52 : Structure Wo (330 Deg)) (Continued)

	Member Label	Direction	Start Magnitude[lb...	End Magnitude[lb/ft,F,psf]	Start Location[ft,%]	End Location[ft,%]
289	M4	X	-2.022	-2.022	0	%100
290	M4	Z	-3.502	-3.502	0	%100
291	M5	X	-5.723	-5.723	0	%100
292	M5	Z	-9.912	-9.912	0	%100
293	M181	X	-2.022	-2.022	0	%100
294	M181	Z	-3.502	-3.502	0	%100
295	M182	X	-2.022	-2.022	0	%100
296	M182	Z	-3.502	-3.502	0	%100
297	M176A	X	-6.066	-6.066	0	%100
298	M176A	Z	-10.507	-10.507	0	%100
299	M182A	X	-6.066	-6.066	0	%100
300	M182A	Z	-10.507	-10.507	0	%100
301	M183	X	-6.066	-6.066	0	%100
302	M183	Z	-10.507	-10.507	0	%100
303	M177	X	-2.022	-2.022	0	%100
304	M177	Z	-3.502	-3.502	0	%100
305	M182B	X	-2.022	-2.022	0	%100
306	M182B	Z	-3.502	-3.502	0	%100
307	M183A	X	-2.022	-2.022	0	%100
308	M183A	Z	-3.502	-3.502	0	%100
309	M23	X	-2.427	-2.427	0	%100
310	M23	Z	-4.203	-4.203	0	%100
311	M24	X	-7.28	-7.28	0	%100
312	M24	Z	-12.609	-12.609	0	%100
313	M25	X	-2.427	-2.427	0	%100
314	M25	Z	-4.203	-4.203	0	%100
315	M26	X	-7.28	-7.28	0	%100
316	M26	Z	-12.609	-12.609	0	%100

Member Distributed Loads (BLC 53 : Structure Wi (0 Deg))

	Member Label	Direction	Start Magnitude[lb...	End Magnitude[lb/ft,F,psf]	Start Location[ft,%]	End Location[ft,%]
1	M67	X	0	0	0	%100
2	M67	Z	-1.316	-1.316	0	%100
3	M68	X	0	0	0	%100
4	M68	Z	-1.316	-1.316	0	%100
5	M69	X	0	0	0	%100
6	M69	Z	-1.316	-1.316	0	%100
7	M70	X	0	0	0	%100
8	M70	Z	-1.316	-1.316	0	%100
9	M83	X	0	0	0	%100
10	M83	Z	-1.316	-1.316	0	%100
11	M84	X	0	0	0	%100
12	M84	Z	-1.316	-1.316	0	%100
13	M85	X	0	0	0	%100
14	M85	Z	-1.316	-1.316	0	%100
15	M86	X	0	0	0	%100
16	M86	Z	-1.316	-1.316	0	%100
17	M183B	X	0	0	0	%100
18	M183B	Z	-3.078	-3.078	0	%100
19	M184	X	0	0	0	%100
20	M184	Z	-3.078	-3.078	0	%100

Member Distributed Loads (BLC 53 : Structure Wi (0 Deg)) (Continued)

	Member Label	Direction	Start Magnitude[lb...	End Magnitude[lb/ft,F,psf]	Start Location[ft,%]	End Location[ft,%]
21	M186	X	0	0	0	%100
22	M186	Z	-3.078	-3.078	0	%100
23	M187	X	0	0	0	%100
24	M187	Z	-3.078	-3.078	0	%100
25	M189	X	0	0	0	%100
26	M189	Z	-3.078	-3.078	0	%100
27	M190	X	0	0	0	%100
28	M190	Z	-3.078	-3.078	0	%100
29	M192	X	0	0	0	%100
30	M192	Z	-3.078	-3.078	0	%100
31	M193	X	0	0	0	%100
32	M193	Z	-3.078	-3.078	0	%100
33	M194	X	0	0	0	%100
34	M194	Z	-3.078	-3.078	0	%100
35	M195	X	0	0	0	%100
36	M195	Z	-3.078	-3.078	0	%100
37	M196	X	0	0	0	%100
38	M196	Z	-3.078	-3.078	0	%100
39	M197	X	0	0	0	%100
40	M197	Z	-3.078	-3.078	0	%100
41	M201	X	0	0	0	%100
42	M201	Z	-3.078	-3.078	0	%100
43	M202	X	0	0	0	%100
44	M202	Z	-3.078	-3.078	0	%100
45	M203	X	0	0	0	%100
46	M203	Z	-3.078	-3.078	0	%100
47	M204	X	0	0	0	%100
48	M204	Z	-3.078	-3.078	0	%100
49	M207	X	0	0	0	%100
50	M207	Z	-3.078	-3.078	0	%100
51	M208	X	0	0	0	%100
52	M208	Z	-3.078	-3.078	0	%100
53	M209	X	0	0	0	%100
54	M209	Z	-3.078	-3.078	0	%100
55	M210	X	0	0	0	%100
56	M210	Z	-3.078	-3.078	0	%100
57	M213	X	0	0	0	%100
58	M213	Z	-3.078	-3.078	0	%100
59	M214	X	0	0	0	%100
60	M214	Z	-3.078	-3.078	0	%100
61	M215	X	0	0	0	%100
62	M215	Z	-3.078	-3.078	0	%100
63	M216	X	0	0	0	%100
64	M216	Z	-3.078	-3.078	0	%100
65	M147	X	0	0	0	%100
66	M147	Z	-3.078	-3.078	0	%100
67	M148	X	0	0	0	%100
68	M148	Z	-3.078	-3.078	0	%100
69	M149	X	0	0	0	%100
70	M149	Z	-3.078	-3.078	0	%100
71	M150	X	0	0	0	%100
72	M150	Z	-3.078	-3.078	0	%100

Member Distributed Loads (BLC 53 : Structure Wi (0 Deg)) (Continued)

	Member Label	Direction	Start Magnitude[lb...	End Magnitude[lb/ft,F,psf]	Start Location[ft,%]	End Location[ft,%]
73	M153	X	0	0	0	%100
74	M153	Z	-3.078	-3.078	0	%100
75	M154	X	0	0	0	%100
76	M154	Z	-3.078	-3.078	0	%100
77	M155	X	0	0	0	%100
78	M155	Z	-3.078	-3.078	0	%100
79	M156	X	0	0	0	%100
80	M156	Z	-3.078	-3.078	0	%100
81	M159	X	0	0	0	%100
82	M159	Z	-3.078	-3.078	0	%100
83	M160	X	0	0	0	%100
84	M160	Z	-3.078	-3.078	0	%100
85	M161	X	0	0	0	%100
86	M161	Z	-3.078	-3.078	0	%100
87	M162	X	0	0	0	%100
88	M162	Z	-3.078	-3.078	0	%100
89	M12	X	0	0	0	%100
90	M12	Z	-2.983	-2.983	0	%100
91	M15	X	0	0	0	%100
92	M15	Z	0	0	0	%100
93	M16	X	0	0	0	%100
94	M16	Z	-3.938	-3.938	0	%100
95	M17	X	0	0	0	%100
96	M17	Z	-2.983	-2.983	0	%100
97	M20	X	0	0	0	%100
98	M20	Z	0	0	0	%100
99	M21	X	0	0	0	%100
100	M21	Z	-3.938	-3.938	0	%100
101	M169	X	0	0	0	%100
102	M169	Z	0	0	0	%100
103	M170	X	0	0	0	%100
104	M170	Z	0	0	0	%100
105	M175	X	0	0	0	%100
106	M175	Z	0	0	0	%100
107	M176	X	0	0	0	%100
108	M176	Z	0	0	0	%100
109	M166A	X	0	0	0	%100
110	M166A	Z	-4.032	-4.032	0	%100
111	M167	X	0	0	0	%100
112	M167	Z	-4.032	-4.032	0	%100
113	M178A	X	0	0	0	%100
114	M178A	Z	-4.032	-4.032	0	%100
115	M179	X	0	0	0	%100
116	M179	Z	-4.032	-4.032	0	%100
117	M180	X	0	0	0	%100
118	M180	Z	-4.032	-4.032	0	%100
119	M181A	X	0	0	0	%100
120	M181A	Z	-4.032	-4.032	0	%100
121	M167A	X	0	0	0	%100
122	M167A	Z	0	0	0	%100
123	M168A	X	0	0	0	%100
124	M168A	Z	0	0	0	%100

Member Distributed Loads (BLC 53 : Structure Wi (0 Deg)) (Continued)

	Member Label	Direction	Start Magnitude[lb...	End Magnitude[lb/ft,F,psf]	Start Location[ft,%]	End Location[ft,%]
125	M178	X	0	0	0	%100
126	M178	Z	0	0	0	%100
127	M179A	X	0	0	0	%100
128	M179A	Z	0	0	0	%100
129	M180A	X	0	0	0	%100
130	M180A	Z	0	0	0	%100
131	M181B	X	0	0	0	%100
132	M181B	Z	0	0	0	%100
133	M100	X	0	0	0	%100
134	M100	Z	-3.912	-3.912	0	%100
135	M101	X	0	0	0	%100
136	M101	Z	-3.912	-3.912	0	%100
137	M116	X	0	0	0	%100
138	M116	Z	-4.032	-4.032	0	%100
139	M120	X	0	0	0	%100
140	M120	Z	-2.573	-2.573	0	%100
141	M121	X	0	0	0	%100
142	M121	Z	-3.587	-3.587	0	%100
143	M103	X	0	0	0	%100
144	M103	Z	-1.758	-1.758	0	%100
145	MPC	X	0	0	0	%100
146	MPC	Z	-3.712	-3.712	0	%100
147	MP3C	X	0	0	0	%100
148	MP3C	Z	-3.712	-3.712	0	%100
149	MPCC	X	0	0	0	%100
150	MPCC	Z	-3.712	-3.712	0	%100
151	MP1A	X	0	0	0	%100
152	MP1A	Z	-3.712	-3.712	0	%100
153	MP82	X	0	0	0	%100
154	MP82	Z	-3.712	-3.712	0	%100
155	MP3A	X	0	0	0	%100
156	MP3A	Z	-3.712	-3.712	0	%100
157	MPG2	X	0	0	0	%100
158	MPG2	Z	-3.712	-3.712	0	%100
159	MP2C	X	0	0	0	%100
160	MP2C	Z	-3.712	-3.712	0	%100
161	MP2A	X	0	0	0	%100
162	MP2A	Z	-3.712	-3.712	0	%100
163	M97	X	0	0	0	%100
164	M97	Z	-3.712	-3.712	0	%100
165	MP3B	X	0	0	0	%100
166	MP3B	Z	-3.712	-3.712	0	%100
167	M105	X	0	0	0	%100
168	M105	Z	-3.712	-3.712	0	%100
169	MP1B	X	0	0	0	%100
170	MP1B	Z	-3.712	-3.712	0	%100
171	MP2B	X	0	0	0	%100
172	MP2B	Z	-3.712	-3.712	0	%100
173	MP1C	X	0	0	0	%100
174	MP1C	Z	-3.712	-3.712	0	%100
175	M122	X	0	0	0	%100
176	M122	Z	-3.967	-3.967	0	%100

Member Distributed Loads (BLC 53 : Structure Wi (0 Deg)) (Continued)

	Member Label	Direction	Start Magnitude[lb...	End Magnitude[lb/ft,F,psf]	Start Location[ft,%]	End Location[ft,%]
177	M123	X	0	0	0	%100
178	M123	Z	-3.967	-3.967	0	%100
179	M126	X	0	0	0	%100
180	M126	Z	-3.967	-3.967	0	%100
181	M134	X	0	0	0	%100
182	M134	Z	-3.967	-3.967	0	%100
183	M135	X	0	0	0	%100
184	M135	Z	-3.967	-3.967	0	%100
185	M136	X	0	0	0	%100
186	M136	Z	-3.967	-3.967	0	%100
187	M137	X	0	0	0	%100
188	M137	Z	-3.967	-3.967	0	%100
189	M138	X	0	0	0	%100
190	M138	Z	-3.967	-3.967	0	%100
191	M139	X	0	0	0	%100
192	M139	Z	-3.967	-3.967	0	%100
193	M140	X	0	0	0	%100
194	M140	Z	-3.967	-3.967	0	%100
195	M168	X	0	0	0	%100
196	M168	Z	-3.967	-3.967	0	%100
197	M169A	X	0	0	0	%100
198	M169A	Z	-3.967	-3.967	0	%100
199	M170A	X	0	0	0	%100
200	M170A	Z	-3.967	-3.967	0	%100
201	M171A	X	0	0	0	%100
202	M171A	Z	-3.967	-3.967	0	%100
203	M172A	X	0	0	0	%100
204	M172A	Z	-3.967	-3.967	0	%100
205	M173	X	0	0	0	%100
206	M173	Z	-3.967	-3.967	0	%100
207	M174	X	0	0	0	%100
208	M174	Z	-3.967	-3.967	0	%100
209	M175A	X	0	0	0	%100
210	M175A	Z	-3.967	-3.967	0	%100
211	M169B	X	0	0	0	%100
212	M169B	Z	-3.967	-3.967	0	%100
213	M170B	X	0	0	0	%100
214	M170B	Z	-3.967	-3.967	0	%100
215	M171	X	0	0	0	%100
216	M171	Z	-3.967	-3.967	0	%100
217	M172	X	0	0	0	%100
218	M172	Z	-3.967	-3.967	0	%100
219	M173A	X	0	0	0	%100
220	M173A	Z	-3.967	-3.967	0	%100
221	M174A	X	0	0	0	%100
222	M174A	Z	-3.967	-3.967	0	%100
223	M175B	X	0	0	0	%100
224	M175B	Z	-3.967	-3.967	0	%100
225	M176B	X	0	0	0	%100
226	M176B	Z	-3.967	-3.967	0	%100
227	M33	X	0	0	0	%100
228	M33	Z	-.842	-.842	0	%100

Member Distributed Loads (BLC 53 : Structure Wi (0 Deg)) (Continued)

	Member Label	Direction	Start Magnitude[lb...	End Magnitude[lb/ft,F,psf]	Start Location[ft,%]	End Location[ft,%]
229	M34	X	0	0	0	%100
230	M34	Z	-.842	-.842	0	%100
231	M35	X	0	0	0	%100
232	M35	Z	-.842	-.842	0	%100
233	M36	X	0	0	0	%100
234	M36	Z	-.842	-.842	0	%100
235	M37	X	0	0	0	%100
236	M37	Z	-.842	-.842	0	%100
237	M38	X	0	0	0	%100
238	M38	Z	-.842	-.842	0	%100
239	M39	X	0	0	0	%100
240	M39	Z	-.842	-.842	0	%100
241	M40	X	0	0	0	%100
242	M40	Z	-.842	-.842	0	%100
243	M41	X	0	0	0	%100
244	M41	Z	-.842	-.842	0	%100
245	M42	X	0	0	0	%100
246	M42	Z	-.842	-.842	0	%100
247	M43	X	0	0	0	%100
248	M43	Z	-5.193	-5.193	0	%100
249	M44	X	0	0	0	%100
250	M44	Z	-5.193	-5.193	0	%100
251	M45	X	0	0	0	%100
252	M45	Z	-5.193	-5.193	0	%100
253	M46	X	0	0	0	%100
254	M46	Z	-5.193	-5.193	0	%100
255	M47	X	0	0	0	%100
256	M47	Z	-5.193	-5.193	0	%100
257	M48	X	0	0	0	%100
258	M48	Z	-5.193	-5.193	0	%100
259	M49	X	0	0	0	%100
260	M49	Z	-5.193	-5.193	0	%100
261	M50	X	0	0	0	%100
262	M50	Z	-5.193	-5.193	0	%100
263	M51	X	0	0	0	%100
264	M51	Z	-5.193	-5.193	0	%100
265	M52	X	0	0	0	%100
266	M52	Z	-5.193	-5.193	0	%100
267	M53	X	0	0	0	%100
268	M53	Z	-5.193	-5.193	0	%100
269	M54	X	0	0	0	%100
270	M54	Z	-5.193	-5.193	0	%100
271	M55	X	0	0	0	%100
272	M55	Z	-5.193	-5.193	0	%100
273	M56	X	0	0	0	%100
274	M56	Z	-5.193	-5.193	0	%100
275	M57	X	0	0	0	%100
276	M57	Z	-5.193	-5.193	0	%100
277	M58	X	0	0	0	%100
278	M58	Z	-5.193	-5.193	0	%100
279	M59	X	0	0	0	%100
280	M59	Z	-5.193	-5.193	0	%100

Member Distributed Loads (BLC 53 : Structure Wi (0 Deg)) (Continued)

	Member Label	Direction	Start Magnitude[lb...	End Magnitude[lb/ft,F,psf]	Start Location[ft,%]	End Location[ft,%]
281	M60	X	0	0	0	%100
282	M60	Z	-5.193	-5.193	0	%100
283	M61	X	0	0	0	%100
284	M61	Z	-5.193	-5.193	0	%100
285	M62	X	0	0	0	%100
286	M62	Z	-5.193	-5.193	0	%100
287	M1	X	0	0	0	%100
288	M1	Z	-3.322	-3.322	0	%100
289	M4	X	0	0	0	%100
290	M4	Z	0	0	0	%100
291	M5	X	0	0	0	%100
292	M5	Z	-4.354	-4.354	0	%100
293	M181	X	0	0	0	%100
294	M181	Z	0	0	0	%100
295	M182	X	0	0	0	%100
296	M182	Z	0	0	0	%100
297	M176A	X	0	0	0	%100
298	M176A	Z	-4.613	-4.613	0	%100
299	M182A	X	0	0	0	%100
300	M182A	Z	-4.613	-4.613	0	%100
301	M183	X	0	0	0	%100
302	M183	Z	-4.613	-4.613	0	%100
303	M177	X	0	0	0	%100
304	M177	Z	0	0	0	%100
305	M182B	X	0	0	0	%100
306	M182B	Z	0	0	0	%100
307	M183A	X	0	0	0	%100
308	M183A	Z	0	0	0	%100
309	M23	X	0	0	0	%100
310	M23	Z	0	0	0	%100
311	M24	X	0	0	0	%100
312	M24	Z	-5.193	-5.193	0	%100
313	M25	X	0	0	0	%100
314	M25	Z	0	0	0	%100
315	M26	X	0	0	0	%100
316	M26	Z	-5.193	-5.193	0	%100

Member Distributed Loads (BLC 54 : Structure Wi (30 Deg))

	Member Label	Direction	Start Magnitude[lb...	End Magnitude[lb/ft,F,psf]	Start Location[ft,%]	End Location[ft,%]
1	M67	X	.493	.493	0	%100
2	M67	Z	-.855	-.855	0	%100
3	M68	X	.493	.493	0	%100
4	M68	Z	-.855	-.855	0	%100
5	M69	X	.493	.493	0	%100
6	M69	Z	-.855	-.855	0	%100
7	M70	X	.493	.493	0	%100
8	M70	Z	-.855	-.855	0	%100
9	M83	X	.493	.493	0	%100
10	M83	Z	-.855	-.855	0	%100
11	M84	X	.493	.493	0	%100
12	M84	Z	-.855	-.855	0	%100

Member Distributed Loads (BLC 54 : Structure Wi (30 Deg)) (Continued)

	Member Label	Direction	Start Magnitude[lb...	End Magnitude[lb/ft,F,psf]	Start Location[ft,%]	End Location[ft,%]
13	M85	X	.493	.493	0	%100
14	M85	Z	-.855	-.855	0	%100
15	M86	X	.493	.493	0	%100
16	M86	Z	-.855	-.855	0	%100
17	M183B	X	1.539	1.539	0	%100
18	M183B	Z	-2.666	-2.666	0	%100
19	M184	X	1.539	1.539	0	%100
20	M184	Z	-2.666	-2.666	0	%100
21	M186	X	1.539	1.539	0	%100
22	M186	Z	-2.666	-2.666	0	%100
23	M187	X	1.539	1.539	0	%100
24	M187	Z	-2.666	-2.666	0	%100
25	M189	X	1.539	1.539	0	%100
26	M189	Z	-2.666	-2.666	0	%100
27	M190	X	1.539	1.539	0	%100
28	M190	Z	-2.666	-2.666	0	%100
29	M192	X	1.539	1.539	0	%100
30	M192	Z	-2.666	-2.666	0	%100
31	M193	X	1.539	1.539	0	%100
32	M193	Z	-2.666	-2.666	0	%100
33	M194	X	1.539	1.539	0	%100
34	M194	Z	-2.666	-2.666	0	%100
35	M195	X	1.539	1.539	0	%100
36	M195	Z	-2.666	-2.666	0	%100
37	M196	X	1.539	1.539	0	%100
38	M196	Z	-2.666	-2.666	0	%100
39	M197	X	1.539	1.539	0	%100
40	M197	Z	-2.666	-2.666	0	%100
41	M201	X	1.539	1.539	0	%100
42	M201	Z	-2.666	-2.666	0	%100
43	M202	X	1.539	1.539	0	%100
44	M202	Z	-2.666	-2.666	0	%100
45	M203	X	1.539	1.539	0	%100
46	M203	Z	-2.666	-2.666	0	%100
47	M204	X	1.539	1.539	0	%100
48	M204	Z	-2.666	-2.666	0	%100
49	M207	X	1.539	1.539	0	%100
50	M207	Z	-2.666	-2.666	0	%100
51	M208	X	1.539	1.539	0	%100
52	M208	Z	-2.666	-2.666	0	%100
53	M209	X	1.539	1.539	0	%100
54	M209	Z	-2.666	-2.666	0	%100
55	M210	X	1.539	1.539	0	%100
56	M210	Z	-2.666	-2.666	0	%100
57	M213	X	1.539	1.539	0	%100
58	M213	Z	-2.666	-2.666	0	%100
59	M214	X	1.539	1.539	0	%100
60	M214	Z	-2.666	-2.666	0	%100
61	M215	X	1.539	1.539	0	%100
62	M215	Z	-2.666	-2.666	0	%100
63	M216	X	1.539	1.539	0	%100
64	M216	Z	-2.666	-2.666	0	%100

Member Distributed Loads (BLC 54 : Structure Wi (30 Deg)) (Continued)

	Member Label	Direction	Start Magnitude[lb...	End Magnitude[lb/ft,F,psf]	Start Location[ft,%]	End Location[ft,%]
65	M147	X	1.539	1.539	0	%100
66	M147	Z	-2.666	-2.666	0	%100
67	M148	X	1.539	1.539	0	%100
68	M148	Z	-2.666	-2.666	0	%100
69	M149	X	1.539	1.539	0	%100
70	M149	Z	-2.666	-2.666	0	%100
71	M150	X	1.539	1.539	0	%100
72	M150	Z	-2.666	-2.666	0	%100
73	M153	X	1.539	1.539	0	%100
74	M153	Z	-2.666	-2.666	0	%100
75	M154	X	1.539	1.539	0	%100
76	M154	Z	-2.666	-2.666	0	%100
77	M155	X	1.539	1.539	0	%100
78	M155	Z	-2.666	-2.666	0	%100
79	M156	X	1.539	1.539	0	%100
80	M156	Z	-2.666	-2.666	0	%100
81	M159	X	1.539	1.539	0	%100
82	M159	Z	-2.666	-2.666	0	%100
83	M160	X	1.539	1.539	0	%100
84	M160	Z	-2.666	-2.666	0	%100
85	M161	X	1.539	1.539	0	%100
86	M161	Z	-2.666	-2.666	0	%100
87	M162	X	1.539	1.539	0	%100
88	M162	Z	-2.666	-2.666	0	%100
89	M12	X	1.119	1.119	0	%100
90	M12	Z	-1.937	-1.937	0	%100
91	M15	X	.504	.504	0	%100
92	M15	Z	-.873	-.873	0	%100
93	M16	X	1.477	1.477	0	%100
94	M16	Z	-2.558	-2.558	0	%100
95	M17	X	1.119	1.119	0	%100
96	M17	Z	-1.937	-1.937	0	%100
97	M20	X	.504	.504	0	%100
98	M20	Z	-.873	-.873	0	%100
99	M21	X	1.477	1.477	0	%100
100	M21	Z	-2.558	-2.558	0	%100
101	M169	X	.504	.504	0	%100
102	M169	Z	-.873	-.873	0	%100
103	M170	X	.504	.504	0	%100
104	M170	Z	-.873	-.873	0	%100
105	M175	X	.504	.504	0	%100
106	M175	Z	-.873	-.873	0	%100
107	M176	X	.504	.504	0	%100
108	M176	Z	-.873	-.873	0	%100
109	M166A	X	1.512	1.512	0	%100
110	M166A	Z	-2.619	-2.619	0	%100
111	M167	X	1.512	1.512	0	%100
112	M167	Z	-2.619	-2.619	0	%100
113	M178A	X	1.512	1.512	0	%100
114	M178A	Z	-2.619	-2.619	0	%100
115	M179	X	1.512	1.512	0	%100
116	M179	Z	-2.619	-2.619	0	%100

Member Distributed Loads (BLC 54 : Structure Wi (30 Deg)) (Continued)

	Member Label	Direction	Start Magnitude[lb...	End Magnitude[lb/ft,F,psf]	Start Location[ft,%]	End Location[ft,%]
117	M180	X	1.512	1.512	0	%100
118	M180	Z	-2.619	-2.619	0	%100
119	M181A	X	1.512	1.512	0	%100
120	M181A	Z	-2.619	-2.619	0	%100
121	M167A	X	.504	.504	0	%100
122	M167A	Z	-.873	-.873	0	%100
123	M168A	X	.504	.504	0	%100
124	M168A	Z	-.873	-.873	0	%100
125	M178	X	.504	.504	0	%100
126	M178	Z	-.873	-.873	0	%100
127	M179A	X	.504	.504	0	%100
128	M179A	Z	-.873	-.873	0	%100
129	M180A	X	.504	.504	0	%100
130	M180A	Z	-.873	-.873	0	%100
131	M181B	X	.504	.504	0	%100
132	M181B	Z	-.873	-.873	0	%100
133	M100	X	1.467	1.467	0	%100
134	M100	Z	-2.541	-2.541	0	%100
135	M101	X	1.467	1.467	0	%100
136	M101	Z	-2.541	-2.541	0	%100
137	M116	X	1.812	1.812	0	%100
138	M116	Z	-3.139	-3.139	0	%100
139	M120	X	1.462	1.462	0	%100
140	M120	Z	-2.533	-2.533	0	%100
141	M121	X	1.997	1.997	0	%100
142	M121	Z	-3.458	-3.458	0	%100
143	M103	X	.101	.101	0	%100
144	M103	Z	-.175	-.175	0	%100
145	MPC	X	1.856	1.856	0	%100
146	MPC	Z	-3.215	-3.215	0	%100
147	MP3C	X	1.856	1.856	0	%100
148	MP3C	Z	-3.215	-3.215	0	%100
149	MPCC	X	1.856	1.856	0	%100
150	MPCC	Z	-3.215	-3.215	0	%100
151	MP1A	X	1.856	1.856	0	%100
152	MP1A	Z	-3.215	-3.215	0	%100
153	MP82	X	1.856	1.856	0	%100
154	MP82	Z	-3.215	-3.215	0	%100
155	MP3A	X	1.856	1.856	0	%100
156	MP3A	Z	-3.215	-3.215	0	%100
157	MPG2	X	1.856	1.856	0	%100
158	MPG2	Z	-3.215	-3.215	0	%100
159	MP2C	X	1.856	1.856	0	%100
160	MP2C	Z	-3.215	-3.215	0	%100
161	MP2A	X	1.856	1.856	0	%100
162	MP2A	Z	-3.215	-3.215	0	%100
163	M97	X	1.856	1.856	0	%100
164	M97	Z	-3.215	-3.215	0	%100
165	MP3B	X	1.856	1.856	0	%100
166	MP3B	Z	-3.215	-3.215	0	%100
167	M105	X	1.856	1.856	0	%100
168	M105	Z	-3.215	-3.215	0	%100

Member Distributed Loads (BLC 54 : Structure Wi (30 Deg)) (Continued)

	Member Label	Direction	Start Magnitude[lb...	End Magnitude[lb/ft,F,psf]	Start Location[ft,%]	End Location[ft,%]
169	MP1B	X	1.856	1.856	0	%100
170	MP1B	Z	-3.215	-3.215	0	%100
171	MP2B	X	1.856	1.856	0	%100
172	MP2B	Z	-3.215	-3.215	0	%100
173	MP1C	X	1.856	1.856	0	%100
174	MP1C	Z	-3.215	-3.215	0	%100
175	M122	X	1.983	1.983	0	%100
176	M122	Z	-3.436	-3.436	0	%100
177	M123	X	1.983	1.983	0	%100
178	M123	Z	-3.436	-3.436	0	%100
179	M126	X	1.983	1.983	0	%100
180	M126	Z	-3.436	-3.436	0	%100
181	M134	X	1.983	1.983	0	%100
182	M134	Z	-3.436	-3.436	0	%100
183	M135	X	1.983	1.983	0	%100
184	M135	Z	-3.436	-3.436	0	%100
185	M136	X	1.983	1.983	0	%100
186	M136	Z	-3.436	-3.436	0	%100
187	M137	X	1.983	1.983	0	%100
188	M137	Z	-3.436	-3.436	0	%100
189	M138	X	1.983	1.983	0	%100
190	M138	Z	-3.436	-3.436	0	%100
191	M139	X	1.983	1.983	0	%100
192	M139	Z	-3.436	-3.436	0	%100
193	M140	X	1.983	1.983	0	%100
194	M140	Z	-3.436	-3.436	0	%100
195	M168	X	1.983	1.983	0	%100
196	M168	Z	-3.436	-3.436	0	%100
197	M169A	X	1.983	1.983	0	%100
198	M169A	Z	-3.436	-3.436	0	%100
199	M170A	X	1.983	1.983	0	%100
200	M170A	Z	-3.436	-3.436	0	%100
201	M171A	X	1.983	1.983	0	%100
202	M171A	Z	-3.436	-3.436	0	%100
203	M172A	X	1.983	1.983	0	%100
204	M172A	Z	-3.436	-3.436	0	%100
205	M173	X	1.983	1.983	0	%100
206	M173	Z	-3.436	-3.436	0	%100
207	M174	X	1.983	1.983	0	%100
208	M174	Z	-3.436	-3.436	0	%100
209	M175A	X	1.983	1.983	0	%100
210	M175A	Z	-3.436	-3.436	0	%100
211	M169B	X	1.983	1.983	0	%100
212	M169B	Z	-3.436	-3.436	0	%100
213	M170B	X	1.983	1.983	0	%100
214	M170B	Z	-3.436	-3.436	0	%100
215	M171	X	1.983	1.983	0	%100
216	M171	Z	-3.436	-3.436	0	%100
217	M172	X	1.983	1.983	0	%100
218	M172	Z	-3.436	-3.436	0	%100
219	M173A	X	1.983	1.983	0	%100
220	M173A	Z	-3.436	-3.436	0	%100

Member Distributed Loads (BLC 54 : Structure Wi (30 Deg)) (Continued)

	Member Label	Direction	Start Magnitude[lb...	End Magnitude[lb/ft,F,psf]	Start Location[ft,%]	End Location[ft,%]
221	M174A	X	1.983	1.983	0	%100
222	M174A	Z	-3.436	-3.436	0	%100
223	M175B	X	1.983	1.983	0	%100
224	M175B	Z	-3.436	-3.436	0	%100
225	M176B	X	1.983	1.983	0	%100
226	M176B	Z	-3.436	-3.436	0	%100
227	M33	X	.965	.965	0	%100
228	M33	Z	-1.671	-1.671	0	%100
229	M34	X	.965	.965	0	%100
230	M34	Z	-1.671	-1.671	0	%100
231	M35	X	.965	.965	0	%100
232	M35	Z	-1.671	-1.671	0	%100
233	M36	X	.965	.965	0	%100
234	M36	Z	-1.671	-1.671	0	%100
235	M37	X	.965	.965	0	%100
236	M37	Z	-1.671	-1.671	0	%100
237	M38	X	.965	.965	0	%100
238	M38	Z	-1.671	-1.671	0	%100
239	M39	X	.965	.965	0	%100
240	M39	Z	-1.671	-1.671	0	%100
241	M40	X	.965	.965	0	%100
242	M40	Z	-1.671	-1.671	0	%100
243	M41	X	.965	.965	0	%100
244	M41	Z	-1.671	-1.671	0	%100
245	M42	X	.965	.965	0	%100
246	M42	Z	-1.671	-1.671	0	%100
247	M43	X	2.053	2.053	0	%100
248	M43	Z	-3.555	-3.555	0	%100
249	M44	X	2.053	2.053	0	%100
250	M44	Z	-3.555	-3.555	0	%100
251	M45	X	2.053	2.053	0	%100
252	M45	Z	-3.555	-3.555	0	%100
253	M46	X	2.053	2.053	0	%100
254	M46	Z	-3.555	-3.555	0	%100
255	M47	X	2.053	2.053	0	%100
256	M47	Z	-3.555	-3.555	0	%100
257	M48	X	2.053	2.053	0	%100
258	M48	Z	-3.555	-3.555	0	%100
259	M49	X	2.053	2.053	0	%100
260	M49	Z	-3.555	-3.555	0	%100
261	M50	X	2.053	2.053	0	%100
262	M50	Z	-3.555	-3.555	0	%100
263	M51	X	2.053	2.053	0	%100
264	M51	Z	-3.555	-3.555	0	%100
265	M52	X	2.053	2.053	0	%100
266	M52	Z	-3.555	-3.555	0	%100
267	M53	X	2.053	2.053	0	%100
268	M53	Z	-3.555	-3.555	0	%100
269	M54	X	2.053	2.053	0	%100
270	M54	Z	-3.555	-3.555	0	%100
271	M55	X	2.053	2.053	0	%100
272	M55	Z	-3.555	-3.555	0	%100

Member Distributed Loads (BLC 54 : Structure Wi (30 Deg)) (Continued)

	Member Label	Direction	Start Magnitude[lb...	End Magnitude[lb/ft,F,psf]	Start Location[ft,%]	End Location[ft,%]
273	M56	X	2.053	2.053	0	%100
274	M56	Z	-3.555	-3.555	0	%100
275	M57	X	2.053	2.053	0	%100
276	M57	Z	-3.555	-3.555	0	%100
277	M58	X	2.053	2.053	0	%100
278	M58	Z	-3.555	-3.555	0	%100
279	M59	X	2.053	2.053	0	%100
280	M59	Z	-3.555	-3.555	0	%100
281	M60	X	2.053	2.053	0	%100
282	M60	Z	-3.555	-3.555	0	%100
283	M61	X	2.053	2.053	0	%100
284	M61	Z	-3.555	-3.555	0	%100
285	M62	X	2.053	2.053	0	%100
286	M62	Z	-3.555	-3.555	0	%100
287	M1	X	1.246	1.246	0	%100
288	M1	Z	-2.157	-2.157	0	%100
289	M4	X	.577	.577	0	%100
290	M4	Z	-.999	-.999	0	%100
291	M5	X	1.633	1.633	0	%100
292	M5	Z	-2.828	-2.828	0	%100
293	M181	X	.577	.577	0	%100
294	M181	Z	-.999	-.999	0	%100
295	M182	X	.577	.577	0	%100
296	M182	Z	-.999	-.999	0	%100
297	M176A	X	1.73	1.73	0	%100
298	M176A	Z	-2.996	-2.996	0	%100
299	M182A	X	1.73	1.73	0	%100
300	M182A	Z	-2.996	-2.996	0	%100
301	M183	X	1.73	1.73	0	%100
302	M183	Z	-2.996	-2.996	0	%100
303	M177	X	.577	.577	0	%100
304	M177	Z	-.999	-.999	0	%100
305	M182B	X	.577	.577	0	%100
306	M182B	Z	-.999	-.999	0	%100
307	M183A	X	.577	.577	0	%100
308	M183A	Z	-.999	-.999	0	%100
309	M23	X	.649	.649	0	%100
310	M23	Z	-1.124	-1.124	0	%100
311	M24	X	1.948	1.948	0	%100
312	M24	Z	-3.373	-3.373	0	%100
313	M25	X	.649	.649	0	%100
314	M25	Z	-1.124	-1.124	0	%100
315	M26	X	1.948	1.948	0	%100
316	M26	Z	-3.373	-3.373	0	%100

Member Distributed Loads (BLC 55 : Structure Wi (60 Deg))

	Member Label	Direction	Start Magnitude[lb...	End Magnitude[lb/ft,F,psf]	Start Location[ft,%]	End Location[ft,%]
1	M67	X	.285	.285	0	%100
2	M67	Z	-.164	-.164	0	%100
3	M68	X	.285	.285	0	%100
4	M68	Z	-.164	-.164	0	%100

Member Distributed Loads (BLC 55 : Structure Wi (60 Deg)) (Continued)

	Member Label	Direction	Start Magnitude[lb...	End Magnitude[lb/ft,F,psf]	Start Location[ft,%]	End Location[ft,%]
5	M69	X	.285	.285	0	%100
6	M69	Z	-.164	-.164	0	%100
7	M70	X	.285	.285	0	%100
8	M70	Z	-.164	-.164	0	%100
9	M83	X	.285	.285	0	%100
10	M83	Z	-.164	-.164	0	%100
11	M84	X	.285	.285	0	%100
12	M84	Z	-.164	-.164	0	%100
13	M85	X	.285	.285	0	%100
14	M85	Z	-.164	-.164	0	%100
15	M86	X	.285	.285	0	%100
16	M86	Z	-.164	-.164	0	%100
17	M183B	X	2.666	2.666	0	%100
18	M183B	Z	-1.539	-1.539	0	%100
19	M184	X	2.666	2.666	0	%100
20	M184	Z	-1.539	-1.539	0	%100
21	M186	X	2.666	2.666	0	%100
22	M186	Z	-1.539	-1.539	0	%100
23	M187	X	2.666	2.666	0	%100
24	M187	Z	-1.539	-1.539	0	%100
25	M189	X	2.666	2.666	0	%100
26	M189	Z	-1.539	-1.539	0	%100
27	M190	X	2.666	2.666	0	%100
28	M190	Z	-1.539	-1.539	0	%100
29	M192	X	2.666	2.666	0	%100
30	M192	Z	-1.539	-1.539	0	%100
31	M193	X	2.666	2.666	0	%100
32	M193	Z	-1.539	-1.539	0	%100
33	M194	X	2.666	2.666	0	%100
34	M194	Z	-1.539	-1.539	0	%100
35	M195	X	2.666	2.666	0	%100
36	M195	Z	-1.539	-1.539	0	%100
37	M196	X	2.666	2.666	0	%100
38	M196	Z	-1.539	-1.539	0	%100
39	M197	X	2.666	2.666	0	%100
40	M197	Z	-1.539	-1.539	0	%100
41	M201	X	2.666	2.666	0	%100
42	M201	Z	-1.539	-1.539	0	%100
43	M202	X	2.666	2.666	0	%100
44	M202	Z	-1.539	-1.539	0	%100
45	M203	X	2.666	2.666	0	%100
46	M203	Z	-1.539	-1.539	0	%100
47	M204	X	2.666	2.666	0	%100
48	M204	Z	-1.539	-1.539	0	%100
49	M207	X	2.666	2.666	0	%100
50	M207	Z	-1.539	-1.539	0	%100
51	M208	X	2.666	2.666	0	%100
52	M208	Z	-1.539	-1.539	0	%100
53	M209	X	2.666	2.666	0	%100
54	M209	Z	-1.539	-1.539	0	%100
55	M210	X	2.666	2.666	0	%100
56	M210	Z	-1.539	-1.539	0	%100

Member Distributed Loads (BLC 55 : Structure Wi (60 Deg)) (Continued)

	Member Label	Direction	Start Magnitude[lb...	End Magnitude[lb/ft,F,psf]	Start Location[ft,%]	End Location[ft,%]
57	M213	X	2.666	2.666	0	%100
58	M213	Z	-1.539	-1.539	0	%100
59	M214	X	2.666	2.666	0	%100
60	M214	Z	-1.539	-1.539	0	%100
61	M215	X	2.666	2.666	0	%100
62	M215	Z	-1.539	-1.539	0	%100
63	M216	X	2.666	2.666	0	%100
64	M216	Z	-1.539	-1.539	0	%100
65	M147	X	2.666	2.666	0	%100
66	M147	Z	-1.539	-1.539	0	%100
67	M148	X	2.666	2.666	0	%100
68	M148	Z	-1.539	-1.539	0	%100
69	M149	X	2.666	2.666	0	%100
70	M149	Z	-1.539	-1.539	0	%100
71	M150	X	2.666	2.666	0	%100
72	M150	Z	-1.539	-1.539	0	%100
73	M153	X	2.666	2.666	0	%100
74	M153	Z	-1.539	-1.539	0	%100
75	M154	X	2.666	2.666	0	%100
76	M154	Z	-1.539	-1.539	0	%100
77	M155	X	2.666	2.666	0	%100
78	M155	Z	-1.539	-1.539	0	%100
79	M156	X	2.666	2.666	0	%100
80	M156	Z	-1.539	-1.539	0	%100
81	M159	X	2.666	2.666	0	%100
82	M159	Z	-1.539	-1.539	0	%100
83	M160	X	2.666	2.666	0	%100
84	M160	Z	-1.539	-1.539	0	%100
85	M161	X	2.666	2.666	0	%100
86	M161	Z	-1.539	-1.539	0	%100
87	M162	X	2.666	2.666	0	%100
88	M162	Z	-1.539	-1.539	0	%100
89	M12	X	.646	.646	0	%100
90	M12	Z	-.373	-.373	0	%100
91	M15	X	2.619	2.619	0	%100
92	M15	Z	-1.512	-1.512	0	%100
93	M16	X	.853	.853	0	%100
94	M16	Z	-.492	-.492	0	%100
95	M17	X	.646	.646	0	%100
96	M17	Z	-.373	-.373	0	%100
97	M20	X	2.619	2.619	0	%100
98	M20	Z	-1.512	-1.512	0	%100
99	M21	X	.853	.853	0	%100
100	M21	Z	-.492	-.492	0	%100
101	M169	X	2.619	2.619	0	%100
102	M169	Z	-1.512	-1.512	0	%100
103	M170	X	2.619	2.619	0	%100
104	M170	Z	-1.512	-1.512	0	%100
105	M175	X	2.619	2.619	0	%100
106	M175	Z	-1.512	-1.512	0	%100
107	M176	X	2.619	2.619	0	%100
108	M176	Z	-1.512	-1.512	0	%100

Member Distributed Loads (BLC 55 : Structure Wi (60 Deg)) (Continued)

	Member Label	Direction	Start Magnitude[lb...	End Magnitude[lb/ft,F,psf]	Start Location[ft,%]	End Location[ft,%]
109	M166A	X	.873	.873	0	%100
110	M166A	Z	-.504	-.504	0	%100
111	M167	X	.873	.873	0	%100
112	M167	Z	-.504	-.504	0	%100
113	M178A	X	.873	.873	0	%100
114	M178A	Z	-.504	-.504	0	%100
115	M179	X	.873	.873	0	%100
116	M179	Z	-.504	-.504	0	%100
117	M180	X	.873	.873	0	%100
118	M180	Z	-.504	-.504	0	%100
119	M181A	X	.873	.873	0	%100
120	M181A	Z	-.504	-.504	0	%100
121	M167A	X	2.619	2.619	0	%100
122	M167A	Z	-1.512	-1.512	0	%100
123	M168A	X	2.619	2.619	0	%100
124	M168A	Z	-1.512	-1.512	0	%100
125	M178	X	2.619	2.619	0	%100
126	M178	Z	-1.512	-1.512	0	%100
127	M179A	X	2.619	2.619	0	%100
128	M179A	Z	-1.512	-1.512	0	%100
129	M180A	X	2.619	2.619	0	%100
130	M180A	Z	-1.512	-1.512	0	%100
131	M181B	X	2.619	2.619	0	%100
132	M181B	Z	-1.512	-1.512	0	%100
133	M100	X	.847	.847	0	%100
134	M100	Z	-.489	-.489	0	%100
135	M101	X	.847	.847	0	%100
136	M101	Z	-.489	-.489	0	%100
137	M116	X	2.433	2.433	0	%100
138	M116	Z	-1.405	-1.405	0	%100
139	M120	X	3.142	3.142	0	%100
140	M120	Z	-1.814	-1.814	0	%100
141	M121	X	3.375	3.375	0	%100
142	M121	Z	-1.948	-1.948	0	%100
143	M103	X	.26	.26	0	%100
144	M103	Z	-.15	-.15	0	%100
145	MPC	X	3.215	3.215	0	%100
146	MPC	Z	-1.856	-1.856	0	%100
147	MP3C	X	3.215	3.215	0	%100
148	MP3C	Z	-1.856	-1.856	0	%100
149	MPCC	X	3.215	3.215	0	%100
150	MPCC	Z	-1.856	-1.856	0	%100
151	MP1A	X	3.215	3.215	0	%100
152	MP1A	Z	-1.856	-1.856	0	%100
153	MP82	X	3.215	3.215	0	%100
154	MP82	Z	-1.856	-1.856	0	%100
155	MP3A	X	3.215	3.215	0	%100
156	MP3A	Z	-1.856	-1.856	0	%100
157	MPG2	X	3.215	3.215	0	%100
158	MPG2	Z	-1.856	-1.856	0	%100
159	MP2C	X	3.215	3.215	0	%100
160	MP2C	Z	-1.856	-1.856	0	%100

Member Distributed Loads (BLC 55 : Structure Wi (60 Deg)) (Continued)

	Member Label	Direction	Start Magnitude[lb...	End Magnitude[lb/ft,F,psf]	Start Location[ft,%]	End Location[ft,%]
161	MP2A	X	3.215	3.215	0	%100
162	MP2A	Z	-1.856	-1.856	0	%100
163	M97	X	3.215	3.215	0	%100
164	M97	Z	-1.856	-1.856	0	%100
165	MP3B	X	3.215	3.215	0	%100
166	MP3B	Z	-1.856	-1.856	0	%100
167	M105	X	3.215	3.215	0	%100
168	M105	Z	-1.856	-1.856	0	%100
169	MP1B	X	3.215	3.215	0	%100
170	MP1B	Z	-1.856	-1.856	0	%100
171	MP2B	X	3.215	3.215	0	%100
172	MP2B	Z	-1.856	-1.856	0	%100
173	MP1C	X	3.215	3.215	0	%100
174	MP1C	Z	-1.856	-1.856	0	%100
175	M122	X	3.436	3.436	0	%100
176	M122	Z	-1.983	-1.983	0	%100
177	M123	X	3.436	3.436	0	%100
178	M123	Z	-1.983	-1.983	0	%100
179	M126	X	3.436	3.436	0	%100
180	M126	Z	-1.983	-1.983	0	%100
181	M134	X	3.436	3.436	0	%100
182	M134	Z	-1.983	-1.983	0	%100
183	M135	X	3.436	3.436	0	%100
184	M135	Z	-1.983	-1.983	0	%100
185	M136	X	3.436	3.436	0	%100
186	M136	Z	-1.983	-1.983	0	%100
187	M137	X	3.436	3.436	0	%100
188	M137	Z	-1.983	-1.983	0	%100
189	M138	X	3.436	3.436	0	%100
190	M138	Z	-1.983	-1.983	0	%100
191	M139	X	3.436	3.436	0	%100
192	M139	Z	-1.983	-1.983	0	%100
193	M140	X	3.436	3.436	0	%100
194	M140	Z	-1.983	-1.983	0	%100
195	M168	X	3.436	3.436	0	%100
196	M168	Z	-1.983	-1.983	0	%100
197	M169A	X	3.436	3.436	0	%100
198	M169A	Z	-1.983	-1.983	0	%100
199	M170A	X	3.436	3.436	0	%100
200	M170A	Z	-1.983	-1.983	0	%100
201	M171A	X	3.436	3.436	0	%100
202	M171A	Z	-1.983	-1.983	0	%100
203	M172A	X	3.436	3.436	0	%100
204	M172A	Z	-1.983	-1.983	0	%100
205	M173	X	3.436	3.436	0	%100
206	M173	Z	-1.983	-1.983	0	%100
207	M174	X	3.436	3.436	0	%100
208	M174	Z	-1.983	-1.983	0	%100
209	M175A	X	3.436	3.436	0	%100
210	M175A	Z	-1.983	-1.983	0	%100
211	M169B	X	3.436	3.436	0	%100
212	M169B	Z	-1.983	-1.983	0	%100

Member Distributed Loads (BLC 55 : Structure Wi (60 Deg)) (Continued)

	Member Label	Direction	Start Magnitude[lb...	End Magnitude[lb/ft,F,psf]	Start Location[ft,%]	End Location[ft,%]
213	M170B	X	3.436	3.436	0	%100
214	M170B	Z	-1.983	-1.983	0	%100
215	M171	X	3.436	3.436	0	%100
216	M171	Z	-1.983	-1.983	0	%100
217	M172	X	3.436	3.436	0	%100
218	M172	Z	-1.983	-1.983	0	%100
219	M173A	X	3.436	3.436	0	%100
220	M173A	Z	-1.983	-1.983	0	%100
221	M174A	X	3.436	3.436	0	%100
222	M174A	Z	-1.983	-1.983	0	%100
223	M175B	X	3.436	3.436	0	%100
224	M175B	Z	-1.983	-1.983	0	%100
225	M176B	X	3.436	3.436	0	%100
226	M176B	Z	-1.983	-1.983	0	%100
227	M33	X	3.555	3.555	0	%100
228	M33	Z	-2.053	-2.053	0	%100
229	M34	X	3.555	3.555	0	%100
230	M34	Z	-2.053	-2.053	0	%100
231	M35	X	3.555	3.555	0	%100
232	M35	Z	-2.053	-2.053	0	%100
233	M36	X	3.555	3.555	0	%100
234	M36	Z	-2.053	-2.053	0	%100
235	M37	X	3.555	3.555	0	%100
236	M37	Z	-2.053	-2.053	0	%100
237	M38	X	3.555	3.555	0	%100
238	M38	Z	-2.053	-2.053	0	%100
239	M39	X	3.555	3.555	0	%100
240	M39	Z	-2.053	-2.053	0	%100
241	M40	X	3.555	3.555	0	%100
242	M40	Z	-2.053	-2.053	0	%100
243	M41	X	3.555	3.555	0	%100
244	M41	Z	-2.053	-2.053	0	%100
245	M42	X	3.555	3.555	0	%100
246	M42	Z	-2.053	-2.053	0	%100
247	M43	X	1.671	1.671	0	%100
248	M43	Z	-.965	-.965	0	%100
249	M44	X	1.671	1.671	0	%100
250	M44	Z	-.965	-.965	0	%100
251	M45	X	1.671	1.671	0	%100
252	M45	Z	-.965	-.965	0	%100
253	M46	X	1.671	1.671	0	%100
254	M46	Z	-.965	-.965	0	%100
255	M47	X	1.671	1.671	0	%100
256	M47	Z	-.965	-.965	0	%100
257	M48	X	1.671	1.671	0	%100
258	M48	Z	-.965	-.965	0	%100
259	M49	X	1.671	1.671	0	%100
260	M49	Z	-.965	-.965	0	%100
261	M50	X	1.671	1.671	0	%100
262	M50	Z	-.965	-.965	0	%100
263	M51	X	1.671	1.671	0	%100
264	M51	Z	-.965	-.965	0	%100

Member Distributed Loads (BLC 55 : Structure Wi (60 Deg)) (Continued)

	Member Label	Direction	Start Magnitude[lb...	End Magnitude[lb/ft,F,psf]	Start Location[ft,%]	End Location[ft,%]
265	M52	X	1.671	1.671	0	%100
266	M52	Z	-.965	-.965	0	%100
267	M53	X	1.671	1.671	0	%100
268	M53	Z	-.965	-.965	0	%100
269	M54	X	1.671	1.671	0	%100
270	M54	Z	-.965	-.965	0	%100
271	M55	X	1.671	1.671	0	%100
272	M55	Z	-.965	-.965	0	%100
273	M56	X	1.671	1.671	0	%100
274	M56	Z	-.965	-.965	0	%100
275	M57	X	1.671	1.671	0	%100
276	M57	Z	-.965	-.965	0	%100
277	M58	X	1.671	1.671	0	%100
278	M58	Z	-.965	-.965	0	%100
279	M59	X	1.671	1.671	0	%100
280	M59	Z	-.965	-.965	0	%100
281	M60	X	1.671	1.671	0	%100
282	M60	Z	-.965	-.965	0	%100
283	M61	X	1.671	1.671	0	%100
284	M61	Z	-.965	-.965	0	%100
285	M62	X	1.671	1.671	0	%100
286	M62	Z	-.965	-.965	0	%100
287	M1	X	.719	.719	0	%100
288	M1	Z	-.415	-.415	0	%100
289	M4	X	2.996	2.996	0	%100
290	M4	Z	-1.73	-1.73	0	%100
291	M5	X	.943	.943	0	%100
292	M5	Z	-.544	-.544	0	%100
293	M181	X	2.996	2.996	0	%100
294	M181	Z	-1.73	-1.73	0	%100
295	M182	X	2.996	2.996	0	%100
296	M182	Z	-1.73	-1.73	0	%100
297	M176A	X	.999	.999	0	%100
298	M176A	Z	-.577	-.577	0	%100
299	M182A	X	.999	.999	0	%100
300	M182A	Z	-.577	-.577	0	%100
301	M183	X	.999	.999	0	%100
302	M183	Z	-.577	-.577	0	%100
303	M177	X	2.996	2.996	0	%100
304	M177	Z	-1.73	-1.73	0	%100
305	M182B	X	2.996	2.996	0	%100
306	M182B	Z	-1.73	-1.73	0	%100
307	M183A	X	2.996	2.996	0	%100
308	M183A	Z	-1.73	-1.73	0	%100
309	M23	X	3.373	3.373	0	%100
310	M23	Z	-1.948	-1.948	0	%100
311	M24	X	1.124	1.124	0	%100
312	M24	Z	-.649	-.649	0	%100
313	M25	X	3.373	3.373	0	%100
314	M25	Z	-1.948	-1.948	0	%100
315	M26	X	1.124	1.124	0	%100
316	M26	Z	-.649	-.649	0	%100

Member Distributed Loads (BLC 56 : Structure Wi (90 Deg))

	Member Label	Direction	Start Magnitude[lb...	End Magnitude[lb/ft,F,psf]	Start Location[ft,%]	End Location[ft,%]
1	M67	X	0	0	0	%100
2	M67	Z	0	0	0	%100
3	M68	X	0	0	0	%100
4	M68	Z	0	0	0	%100
5	M69	X	0	0	0	%100
6	M69	Z	0	0	0	%100
7	M70	X	0	0	0	%100
8	M70	Z	0	0	0	%100
9	M83	X	0	0	0	%100
10	M83	Z	0	0	0	%100
11	M84	X	0	0	0	%100
12	M84	Z	0	0	0	%100
13	M85	X	0	0	0	%100
14	M85	Z	0	0	0	%100
15	M86	X	0	0	0	%100
16	M86	Z	0	0	0	%100
17	M183B	X	3.078	3.078	0	%100
18	M183B	Z	0	0	0	%100
19	M184	X	3.078	3.078	0	%100
20	M184	Z	0	0	0	%100
21	M186	X	3.078	3.078	0	%100
22	M186	Z	0	0	0	%100
23	M187	X	3.078	3.078	0	%100
24	M187	Z	0	0	0	%100
25	M189	X	3.078	3.078	0	%100
26	M189	Z	0	0	0	%100
27	M190	X	3.078	3.078	0	%100
28	M190	Z	0	0	0	%100
29	M192	X	3.078	3.078	0	%100
30	M192	Z	0	0	0	%100
31	M193	X	3.078	3.078	0	%100
32	M193	Z	0	0	0	%100
33	M194	X	3.078	3.078	0	%100
34	M194	Z	0	0	0	%100
35	M195	X	3.078	3.078	0	%100
36	M195	Z	0	0	0	%100
37	M196	X	3.078	3.078	0	%100
38	M196	Z	0	0	0	%100
39	M197	X	3.078	3.078	0	%100
40	M197	Z	0	0	0	%100
41	M201	X	3.078	3.078	0	%100
42	M201	Z	0	0	0	%100
43	M202	X	3.078	3.078	0	%100
44	M202	Z	0	0	0	%100
45	M203	X	3.078	3.078	0	%100
46	M203	Z	0	0	0	%100
47	M204	X	3.078	3.078	0	%100
48	M204	Z	0	0	0	%100
49	M207	X	3.078	3.078	0	%100
50	M207	Z	0	0	0	%100
51	M208	X	3.078	3.078	0	%100
52	M208	Z	0	0	0	%100

Member Distributed Loads (BLC 56 : Structure Wi (90 Deg)) (Continued)

	Member Label	Direction	Start Magnitude[lb...	End Magnitude[lb/ft,F,psf]	Start Location[ft,%]	End Location[ft,%]
53	M209	X	3.078	3.078	0	%100
54	M209	Z	0	0	0	%100
55	M210	X	3.078	3.078	0	%100
56	M210	Z	0	0	0	%100
57	M213	X	3.078	3.078	0	%100
58	M213	Z	0	0	0	%100
59	M214	X	3.078	3.078	0	%100
60	M214	Z	0	0	0	%100
61	M215	X	3.078	3.078	0	%100
62	M215	Z	0	0	0	%100
63	M216	X	3.078	3.078	0	%100
64	M216	Z	0	0	0	%100
65	M147	X	3.078	3.078	0	%100
66	M147	Z	0	0	0	%100
67	M148	X	3.078	3.078	0	%100
68	M148	Z	0	0	0	%100
69	M149	X	3.078	3.078	0	%100
70	M149	Z	0	0	0	%100
71	M150	X	3.078	3.078	0	%100
72	M150	Z	0	0	0	%100
73	M153	X	3.078	3.078	0	%100
74	M153	Z	0	0	0	%100
75	M154	X	3.078	3.078	0	%100
76	M154	Z	0	0	0	%100
77	M155	X	3.078	3.078	0	%100
78	M155	Z	0	0	0	%100
79	M156	X	3.078	3.078	0	%100
80	M156	Z	0	0	0	%100
81	M159	X	3.078	3.078	0	%100
82	M159	Z	0	0	0	%100
83	M160	X	3.078	3.078	0	%100
84	M160	Z	0	0	0	%100
85	M161	X	3.078	3.078	0	%100
86	M161	Z	0	0	0	%100
87	M162	X	3.078	3.078	0	%100
88	M162	Z	0	0	0	%100
89	M12	X	0	0	0	%100
90	M12	Z	0	0	0	%100
91	M15	X	4.032	4.032	0	%100
92	M15	Z	0	0	0	%100
93	M16	X	0	0	0	%100
94	M16	Z	0	0	0	%100
95	M17	X	0	0	0	%100
96	M17	Z	0	0	0	%100
97	M20	X	4.032	4.032	0	%100
98	M20	Z	0	0	0	%100
99	M21	X	0	0	0	%100
100	M21	Z	0	0	0	%100
101	M169	X	4.032	4.032	0	%100
102	M169	Z	0	0	0	%100
103	M170	X	4.032	4.032	0	%100
104	M170	Z	0	0	0	%100

Member Distributed Loads (BLC 56 : Structure Wi (90 Deg)) (Continued)

	Member Label	Direction	Start Magnitude[lb...	End Magnitude[lb/ft,F,psf]	Start Location[ft,%]	End Location[ft,%]
105	M175	X	4.032	4.032	0	%100
106	M175	Z	0	0	0	%100
107	M176	X	4.032	4.032	0	%100
108	M176	Z	0	0	0	%100
109	M166A	X	0	0	0	%100
110	M166A	Z	0	0	0	%100
111	M167	X	0	0	0	%100
112	M167	Z	0	0	0	%100
113	M178A	X	0	0	0	%100
114	M178A	Z	0	0	0	%100
115	M179	X	0	0	0	%100
116	M179	Z	0	0	0	%100
117	M180	X	0	0	0	%100
118	M180	Z	0	0	0	%100
119	M181A	X	0	0	0	%100
120	M181A	Z	0	0	0	%100
121	M167A	X	4.032	4.032	0	%100
122	M167A	Z	0	0	0	%100
123	M168A	X	4.032	4.032	0	%100
124	M168A	Z	0	0	0	%100
125	M178	X	4.032	4.032	0	%100
126	M178	Z	0	0	0	%100
127	M179A	X	4.032	4.032	0	%100
128	M179A	Z	0	0	0	%100
129	M180A	X	4.032	4.032	0	%100
130	M180A	Z	0	0	0	%100
131	M181B	X	4.032	4.032	0	%100
132	M181B	Z	0	0	0	%100
133	M100	X	0	0	0	%100
134	M100	Z	0	0	0	%100
135	M101	X	0	0	0	%100
136	M101	Z	0	0	0	%100
137	M116	X	2.402	2.402	0	%100
138	M116	Z	0	0	0	%100
139	M120	X	3.979	3.979	0	%100
140	M120	Z	0	0	0	%100
141	M121	X	3.394	3.394	0	%100
142	M121	Z	0	0	0	%100
143	M103	X	1.955	1.955	0	%100
144	M103	Z	0	0	0	%100
145	MPC	X	3.712	3.712	0	%100
146	MPC	Z	0	0	0	%100
147	MP3C	X	3.712	3.712	0	%100
148	MP3C	Z	0	0	0	%100
149	MPCC	X	3.712	3.712	0	%100
150	MPCC	Z	0	0	0	%100
151	MP1A	X	3.712	3.712	0	%100
152	MP1A	Z	0	0	0	%100
153	MP82	X	3.712	3.712	0	%100
154	MP82	Z	0	0	0	%100
155	MP3A	X	3.712	3.712	0	%100
156	MP3A	Z	0	0	0	%100

Member Distributed Loads (BLC 56 : Structure Wi (90 Deg)) (Continued)

	Member Label	Direction	Start Magnitude[lb...	End Magnitude[lb/ft,F,psf]	Start Location[ft,%]	End Location[ft,%]
157	MPG2	X	3.712	3.712	0	%100
158	MPG2	Z	0	0	0	%100
159	MP2C	X	3.712	3.712	0	%100
160	MP2C	Z	0	0	0	%100
161	MP2A	X	3.712	3.712	0	%100
162	MP2A	Z	0	0	0	%100
163	M97	X	3.712	3.712	0	%100
164	M97	Z	0	0	0	%100
165	MP3B	X	3.712	3.712	0	%100
166	MP3B	Z	0	0	0	%100
167	M105	X	3.712	3.712	0	%100
168	M105	Z	0	0	0	%100
169	MP1B	X	3.712	3.712	0	%100
170	MP1B	Z	0	0	0	%100
171	MP2B	X	3.712	3.712	0	%100
172	MP2B	Z	0	0	0	%100
173	MP1C	X	3.712	3.712	0	%100
174	MP1C	Z	0	0	0	%100
175	M122	X	3.967	3.967	0	%100
176	M122	Z	0	0	0	%100
177	M123	X	3.967	3.967	0	%100
178	M123	Z	0	0	0	%100
179	M126	X	3.967	3.967	0	%100
180	M126	Z	0	0	0	%100
181	M134	X	3.967	3.967	0	%100
182	M134	Z	0	0	0	%100
183	M135	X	3.967	3.967	0	%100
184	M135	Z	0	0	0	%100
185	M136	X	3.967	3.967	0	%100
186	M136	Z	0	0	0	%100
187	M137	X	3.967	3.967	0	%100
188	M137	Z	0	0	0	%100
189	M138	X	3.967	3.967	0	%100
190	M138	Z	0	0	0	%100
191	M139	X	3.967	3.967	0	%100
192	M139	Z	0	0	0	%100
193	M140	X	3.967	3.967	0	%100
194	M140	Z	0	0	0	%100
195	M168	X	3.967	3.967	0	%100
196	M168	Z	0	0	0	%100
197	M169A	X	3.967	3.967	0	%100
198	M169A	Z	0	0	0	%100
199	M170A	X	3.967	3.967	0	%100
200	M170A	Z	0	0	0	%100
201	M171A	X	3.967	3.967	0	%100
202	M171A	Z	0	0	0	%100
203	M172A	X	3.967	3.967	0	%100
204	M172A	Z	0	0	0	%100
205	M173	X	3.967	3.967	0	%100
206	M173	Z	0	0	0	%100
207	M174	X	3.967	3.967	0	%100
208	M174	Z	0	0	0	%100

Member Distributed Loads (BLC 56 : Structure Wi (90 Deg)) (Continued)

	Member Label	Direction	Start Magnitude[lb...	End Magnitude[lb/ft,F,psf]	Start Location[ft,%]	End Location[ft,%]
209	M175A	X	3.967	3.967	0	%100
210	M175A	Z	0	0	0	%100
211	M169B	X	3.967	3.967	0	%100
212	M169B	Z	0	0	0	%100
213	M170B	X	3.967	3.967	0	%100
214	M170B	Z	0	0	0	%100
215	M171	X	3.967	3.967	0	%100
216	M171	Z	0	0	0	%100
217	M172	X	3.967	3.967	0	%100
218	M172	Z	0	0	0	%100
219	M173A	X	3.967	3.967	0	%100
220	M173A	Z	0	0	0	%100
221	M174A	X	3.967	3.967	0	%100
222	M174A	Z	0	0	0	%100
223	M175B	X	3.967	3.967	0	%100
224	M175B	Z	0	0	0	%100
225	M176B	X	3.967	3.967	0	%100
226	M176B	Z	0	0	0	%100
227	M33	X	5.193	5.193	0	%100
228	M33	Z	0	0	0	%100
229	M34	X	5.193	5.193	0	%100
230	M34	Z	0	0	0	%100
231	M35	X	5.193	5.193	0	%100
232	M35	Z	0	0	0	%100
233	M36	X	5.193	5.193	0	%100
234	M36	Z	0	0	0	%100
235	M37	X	5.193	5.193	0	%100
236	M37	Z	0	0	0	%100
237	M38	X	5.193	5.193	0	%100
238	M38	Z	0	0	0	%100
239	M39	X	5.193	5.193	0	%100
240	M39	Z	0	0	0	%100
241	M40	X	5.193	5.193	0	%100
242	M40	Z	0	0	0	%100
243	M41	X	5.193	5.193	0	%100
244	M41	Z	0	0	0	%100
245	M42	X	5.193	5.193	0	%100
246	M42	Z	0	0	0	%100
247	M43	X	.842	.842	0	%100
248	M43	Z	0	0	0	%100
249	M44	X	.842	.842	0	%100
250	M44	Z	0	0	0	%100
251	M45	X	.842	.842	0	%100
252	M45	Z	0	0	0	%100
253	M46	X	.842	.842	0	%100
254	M46	Z	0	0	0	%100
255	M47	X	.842	.842	0	%100
256	M47	Z	0	0	0	%100
257	M48	X	.842	.842	0	%100
258	M48	Z	0	0	0	%100
259	M49	X	.842	.842	0	%100
260	M49	Z	0	0	0	%100

Member Distributed Loads (BLC 56 : Structure Wi (90 Deg)) (Continued)

	Member Label	Direction	Start Magnitude[lb...	End Magnitude[lb/ft,F,psf]	Start Location[ft,%]	End Location[ft,%]
261	M50	X	.842	.842	0	%100
262	M50	Z	0	0	0	%100
263	M51	X	.842	.842	0	%100
264	M51	Z	0	0	0	%100
265	M52	X	.842	.842	0	%100
266	M52	Z	0	0	0	%100
267	M53	X	.842	.842	0	%100
268	M53	Z	0	0	0	%100
269	M54	X	.842	.842	0	%100
270	M54	Z	0	0	0	%100
271	M55	X	.842	.842	0	%100
272	M55	Z	0	0	0	%100
273	M56	X	.842	.842	0	%100
274	M56	Z	0	0	0	%100
275	M57	X	.842	.842	0	%100
276	M57	Z	0	0	0	%100
277	M58	X	.842	.842	0	%100
278	M58	Z	0	0	0	%100
279	M59	X	.842	.842	0	%100
280	M59	Z	0	0	0	%100
281	M60	X	.842	.842	0	%100
282	M60	Z	0	0	0	%100
283	M61	X	.842	.842	0	%100
284	M61	Z	0	0	0	%100
285	M62	X	.842	.842	0	%100
286	M62	Z	0	0	0	%100
287	M1	X	0	0	0	%100
288	M1	Z	0	0	0	%100
289	M4	X	4.613	4.613	0	%100
290	M4	Z	0	0	0	%100
291	M5	X	0	0	0	%100
292	M5	Z	0	0	0	%100
293	M181	X	4.613	4.613	0	%100
294	M181	Z	0	0	0	%100
295	M182	X	4.613	4.613	0	%100
296	M182	Z	0	0	0	%100
297	M176A	X	0	0	0	%100
298	M176A	Z	0	0	0	%100
299	M182A	X	0	0	0	%100
300	M182A	Z	0	0	0	%100
301	M183	X	0	0	0	%100
302	M183	Z	0	0	0	%100
303	M177	X	4.613	4.613	0	%100
304	M177	Z	0	0	0	%100
305	M182B	X	4.613	4.613	0	%100
306	M182B	Z	0	0	0	%100
307	M183A	X	4.613	4.613	0	%100
308	M183A	Z	0	0	0	%100
309	M23	X	5.193	5.193	0	%100
310	M23	Z	0	0	0	%100
311	M24	X	0	0	0	%100
312	M24	Z	0	0	0	%100

Member Distributed Loads (BLC 56 : Structure Wi (90 Deg)) (Continued)

	Member Label	Direction	Start Magnitude[lb...	End Magnitude[lb/ft,F,psf]	Start Location[ft,%]	End Location[ft,%]
313	M25	X	5.193	5.193	0	%100
314	M25	Z	0	0	0	%100
315	M26	X	0	0	0	%100
316	M26	Z	0	0	0	%100

Member Distributed Loads (BLC 57 : Structure Wi (120 Deg))

	Member Label	Direction	Start Magnitude[lb...	End Magnitude[lb/ft,F,psf]	Start Location[ft,%]	End Location[ft,%]
1	M67	X	.285	.285	0	%100
2	M67	Z	.164	.164	0	%100
3	M68	X	.285	.285	0	%100
4	M68	Z	.164	.164	0	%100
5	M69	X	.285	.285	0	%100
6	M69	Z	.164	.164	0	%100
7	M70	X	.285	.285	0	%100
8	M70	Z	.164	.164	0	%100
9	M83	X	.285	.285	0	%100
10	M83	Z	.164	.164	0	%100
11	M84	X	.285	.285	0	%100
12	M84	Z	.164	.164	0	%100
13	M85	X	.285	.285	0	%100
14	M85	Z	.164	.164	0	%100
15	M86	X	.285	.285	0	%100
16	M86	Z	.164	.164	0	%100
17	M183B	X	2.666	2.666	0	%100
18	M183B	Z	1.539	1.539	0	%100
19	M184	X	2.666	2.666	0	%100
20	M184	Z	1.539	1.539	0	%100
21	M186	X	2.666	2.666	0	%100
22	M186	Z	1.539	1.539	0	%100
23	M187	X	2.666	2.666	0	%100
24	M187	Z	1.539	1.539	0	%100
25	M189	X	2.666	2.666	0	%100
26	M189	Z	1.539	1.539	0	%100
27	M190	X	2.666	2.666	0	%100
28	M190	Z	1.539	1.539	0	%100
29	M192	X	2.666	2.666	0	%100
30	M192	Z	1.539	1.539	0	%100
31	M193	X	2.666	2.666	0	%100
32	M193	Z	1.539	1.539	0	%100
33	M194	X	2.666	2.666	0	%100
34	M194	Z	1.539	1.539	0	%100
35	M195	X	2.666	2.666	0	%100
36	M195	Z	1.539	1.539	0	%100
37	M196	X	2.666	2.666	0	%100
38	M196	Z	1.539	1.539	0	%100
39	M197	X	2.666	2.666	0	%100
40	M197	Z	1.539	1.539	0	%100
41	M201	X	2.666	2.666	0	%100
42	M201	Z	1.539	1.539	0	%100
43	M202	X	2.666	2.666	0	%100
44	M202	Z	1.539	1.539	0	%100

Member Distributed Loads (BLC 57 : Structure Wi (120 Deg)) (Continued)

	Member Label	Direction	Start Magnitude[lb...	End Magnitude[lb/ft,F,psf]	Start Location[ft,%]	End Location[ft,%]
45	M203	X	2.666	2.666	0	%100
46	M203	Z	1.539	1.539	0	%100
47	M204	X	2.666	2.666	0	%100
48	M204	Z	1.539	1.539	0	%100
49	M207	X	2.666	2.666	0	%100
50	M207	Z	1.539	1.539	0	%100
51	M208	X	2.666	2.666	0	%100
52	M208	Z	1.539	1.539	0	%100
53	M209	X	2.666	2.666	0	%100
54	M209	Z	1.539	1.539	0	%100
55	M210	X	2.666	2.666	0	%100
56	M210	Z	1.539	1.539	0	%100
57	M213	X	2.666	2.666	0	%100
58	M213	Z	1.539	1.539	0	%100
59	M214	X	2.666	2.666	0	%100
60	M214	Z	1.539	1.539	0	%100
61	M215	X	2.666	2.666	0	%100
62	M215	Z	1.539	1.539	0	%100
63	M216	X	2.666	2.666	0	%100
64	M216	Z	1.539	1.539	0	%100
65	M147	X	2.666	2.666	0	%100
66	M147	Z	1.539	1.539	0	%100
67	M148	X	2.666	2.666	0	%100
68	M148	Z	1.539	1.539	0	%100
69	M149	X	2.666	2.666	0	%100
70	M149	Z	1.539	1.539	0	%100
71	M150	X	2.666	2.666	0	%100
72	M150	Z	1.539	1.539	0	%100
73	M153	X	2.666	2.666	0	%100
74	M153	Z	1.539	1.539	0	%100
75	M154	X	2.666	2.666	0	%100
76	M154	Z	1.539	1.539	0	%100
77	M155	X	2.666	2.666	0	%100
78	M155	Z	1.539	1.539	0	%100
79	M156	X	2.666	2.666	0	%100
80	M156	Z	1.539	1.539	0	%100
81	M159	X	2.666	2.666	0	%100
82	M159	Z	1.539	1.539	0	%100
83	M160	X	2.666	2.666	0	%100
84	M160	Z	1.539	1.539	0	%100
85	M161	X	2.666	2.666	0	%100
86	M161	Z	1.539	1.539	0	%100
87	M162	X	2.666	2.666	0	%100
88	M162	Z	1.539	1.539	0	%100
89	M12	X	.646	.646	0	%100
90	M12	Z	.373	.373	0	%100
91	M15	X	2.619	2.619	0	%100
92	M15	Z	1.512	1.512	0	%100
93	M16	X	.853	.853	0	%100
94	M16	Z	.492	.492	0	%100
95	M17	X	.646	.646	0	%100
96	M17	Z	.373	.373	0	%100

Member Distributed Loads (BLC 57 : Structure Wi (120 Deg)) (Continued)

	Member Label	Direction	Start Magnitude[lb...	End Magnitude[lb/ft,F,psf]	Start Location[ft,%]	End Location[ft,%]
97	M20	X	2.619	2.619	0	%100
98	M20	Z	1.512	1.512	0	%100
99	M21	X	.853	.853	0	%100
100	M21	Z	.492	.492	0	%100
101	M169	X	2.619	2.619	0	%100
102	M169	Z	1.512	1.512	0	%100
103	M170	X	2.619	2.619	0	%100
104	M170	Z	1.512	1.512	0	%100
105	M175	X	2.619	2.619	0	%100
106	M175	Z	1.512	1.512	0	%100
107	M176	X	2.619	2.619	0	%100
108	M176	Z	1.512	1.512	0	%100
109	M166A	X	.873	.873	0	%100
110	M166A	Z	.504	.504	0	%100
111	M167	X	.873	.873	0	%100
112	M167	Z	.504	.504	0	%100
113	M178A	X	.873	.873	0	%100
114	M178A	Z	.504	.504	0	%100
115	M179	X	.873	.873	0	%100
116	M179	Z	.504	.504	0	%100
117	M180	X	.873	.873	0	%100
118	M180	Z	.504	.504	0	%100
119	M181A	X	.873	.873	0	%100
120	M181A	Z	.504	.504	0	%100
121	M167A	X	2.619	2.619	0	%100
122	M167A	Z	1.512	1.512	0	%100
123	M168A	X	2.619	2.619	0	%100
124	M168A	Z	1.512	1.512	0	%100
125	M178	X	2.619	2.619	0	%100
126	M178	Z	1.512	1.512	0	%100
127	M179A	X	2.619	2.619	0	%100
128	M179A	Z	1.512	1.512	0	%100
129	M180A	X	2.619	2.619	0	%100
130	M180A	Z	1.512	1.512	0	%100
131	M181B	X	2.619	2.619	0	%100
132	M181B	Z	1.512	1.512	0	%100
133	M100	X	.847	.847	0	%100
134	M100	Z	.489	.489	0	%100
135	M101	X	.847	.847	0	%100
136	M101	Z	.489	.489	0	%100
137	M116	X	2.433	2.433	0	%100
138	M116	Z	1.405	1.405	0	%100
139	M120	X	3.142	3.142	0	%100
140	M120	Z	1.814	1.814	0	%100
141	M121	X	2.587	2.587	0	%100
142	M121	Z	1.494	1.494	0	%100
143	M103	X	3.04	3.04	0	%100
144	M103	Z	1.755	1.755	0	%100
145	MPC	X	3.215	3.215	0	%100
146	MPC	Z	1.856	1.856	0	%100
147	MP3C	X	3.215	3.215	0	%100
148	MP3C	Z	1.856	1.856	0	%100

Member Distributed Loads (BLC 57 : Structure Wi (120 Deg)) (Continued)

	Member Label	Direction	Start Magnitude[lb...	End Magnitude[lb/ft,F,psf]	Start Location[ft,%]	End Location[ft,%]
149	MPCC	X	3.215	3.215	0	%100
150	MPCC	Z	1.856	1.856	0	%100
151	MP1A	X	3.215	3.215	0	%100
152	MP1A	Z	1.856	1.856	0	%100
153	MP82	X	3.215	3.215	0	%100
154	MP82	Z	1.856	1.856	0	%100
155	MP3A	X	3.215	3.215	0	%100
156	MP3A	Z	1.856	1.856	0	%100
157	MPG2	X	3.215	3.215	0	%100
158	MPG2	Z	1.856	1.856	0	%100
159	MP2C	X	3.215	3.215	0	%100
160	MP2C	Z	1.856	1.856	0	%100
161	MP2A	X	3.215	3.215	0	%100
162	MP2A	Z	1.856	1.856	0	%100
163	M97	X	3.215	3.215	0	%100
164	M97	Z	1.856	1.856	0	%100
165	MP3B	X	3.215	3.215	0	%100
166	MP3B	Z	1.856	1.856	0	%100
167	M105	X	3.215	3.215	0	%100
168	M105	Z	1.856	1.856	0	%100
169	MP1B	X	3.215	3.215	0	%100
170	MP1B	Z	1.856	1.856	0	%100
171	MP2B	X	3.215	3.215	0	%100
172	MP2B	Z	1.856	1.856	0	%100
173	MP1C	X	3.215	3.215	0	%100
174	MP1C	Z	1.856	1.856	0	%100
175	M122	X	3.436	3.436	0	%100
176	M122	Z	1.983	1.983	0	%100
177	M123	X	3.436	3.436	0	%100
178	M123	Z	1.983	1.983	0	%100
179	M126	X	3.436	3.436	0	%100
180	M126	Z	1.983	1.983	0	%100
181	M134	X	3.436	3.436	0	%100
182	M134	Z	1.983	1.983	0	%100
183	M135	X	3.436	3.436	0	%100
184	M135	Z	1.983	1.983	0	%100
185	M136	X	3.436	3.436	0	%100
186	M136	Z	1.983	1.983	0	%100
187	M137	X	3.436	3.436	0	%100
188	M137	Z	1.983	1.983	0	%100
189	M138	X	3.436	3.436	0	%100
190	M138	Z	1.983	1.983	0	%100
191	M139	X	3.436	3.436	0	%100
192	M139	Z	1.983	1.983	0	%100
193	M140	X	3.436	3.436	0	%100
194	M140	Z	1.983	1.983	0	%100
195	M168	X	3.436	3.436	0	%100
196	M168	Z	1.983	1.983	0	%100
197	M169A	X	3.436	3.436	0	%100
198	M169A	Z	1.983	1.983	0	%100
199	M170A	X	3.436	3.436	0	%100
200	M170A	Z	1.983	1.983	0	%100

Member Distributed Loads (BLC 57 : Structure Wi (120 Deg)) (Continued)

	Member Label	Direction	Start Magnitude[lb...	End Magnitude[lb/ft,F,psf]	Start Location[ft,%]	End Location[ft,%]
201	M171A	X	3.436	3.436	0	%100
202	M171A	Z	1.983	1.983	0	%100
203	M172A	X	3.436	3.436	0	%100
204	M172A	Z	1.983	1.983	0	%100
205	M173	X	3.436	3.436	0	%100
206	M173	Z	1.983	1.983	0	%100
207	M174	X	3.436	3.436	0	%100
208	M174	Z	1.983	1.983	0	%100
209	M175A	X	3.436	3.436	0	%100
210	M175A	Z	1.983	1.983	0	%100
211	M169B	X	3.436	3.436	0	%100
212	M169B	Z	1.983	1.983	0	%100
213	M170B	X	3.436	3.436	0	%100
214	M170B	Z	1.983	1.983	0	%100
215	M171	X	3.436	3.436	0	%100
216	M171	Z	1.983	1.983	0	%100
217	M172	X	3.436	3.436	0	%100
218	M172	Z	1.983	1.983	0	%100
219	M173A	X	3.436	3.436	0	%100
220	M173A	Z	1.983	1.983	0	%100
221	M174A	X	3.436	3.436	0	%100
222	M174A	Z	1.983	1.983	0	%100
223	M175B	X	3.436	3.436	0	%100
224	M175B	Z	1.983	1.983	0	%100
225	M176B	X	3.436	3.436	0	%100
226	M176B	Z	1.983	1.983	0	%100
227	M33	X	3.555	3.555	0	%100
228	M33	Z	2.053	2.053	0	%100
229	M34	X	3.555	3.555	0	%100
230	M34	Z	2.053	2.053	0	%100
231	M35	X	3.555	3.555	0	%100
232	M35	Z	2.053	2.053	0	%100
233	M36	X	3.555	3.555	0	%100
234	M36	Z	2.053	2.053	0	%100
235	M37	X	3.555	3.555	0	%100
236	M37	Z	2.053	2.053	0	%100
237	M38	X	3.555	3.555	0	%100
238	M38	Z	2.053	2.053	0	%100
239	M39	X	3.555	3.555	0	%100
240	M39	Z	2.053	2.053	0	%100
241	M40	X	3.555	3.555	0	%100
242	M40	Z	2.053	2.053	0	%100
243	M41	X	3.555	3.555	0	%100
244	M41	Z	2.053	2.053	0	%100
245	M42	X	3.555	3.555	0	%100
246	M42	Z	2.053	2.053	0	%100
247	M43	X	1.671	1.671	0	%100
248	M43	Z	.965	.965	0	%100
249	M44	X	1.671	1.671	0	%100
250	M44	Z	.965	.965	0	%100
251	M45	X	1.671	1.671	0	%100
252	M45	Z	.965	.965	0	%100

Member Distributed Loads (BLC 57 : Structure Wi (120 Deg)) (Continued)

	Member Label	Direction	Start Magnitude[lb...	End Magnitude[lb/ft,F,psf]	Start Location[ft,%]	End Location[ft,%]
253	M46	X	1.671	1.671	0	%100
254	M46	Z	.965	.965	0	%100
255	M47	X	1.671	1.671	0	%100
256	M47	Z	.965	.965	0	%100
257	M48	X	1.671	1.671	0	%100
258	M48	Z	.965	.965	0	%100
259	M49	X	1.671	1.671	0	%100
260	M49	Z	.965	.965	0	%100
261	M50	X	1.671	1.671	0	%100
262	M50	Z	.965	.965	0	%100
263	M51	X	1.671	1.671	0	%100
264	M51	Z	.965	.965	0	%100
265	M52	X	1.671	1.671	0	%100
266	M52	Z	.965	.965	0	%100
267	M53	X	1.671	1.671	0	%100
268	M53	Z	.965	.965	0	%100
269	M54	X	1.671	1.671	0	%100
270	M54	Z	.965	.965	0	%100
271	M55	X	1.671	1.671	0	%100
272	M55	Z	.965	.965	0	%100
273	M56	X	1.671	1.671	0	%100
274	M56	Z	.965	.965	0	%100
275	M57	X	1.671	1.671	0	%100
276	M57	Z	.965	.965	0	%100
277	M58	X	1.671	1.671	0	%100
278	M58	Z	.965	.965	0	%100
279	M59	X	1.671	1.671	0	%100
280	M59	Z	.965	.965	0	%100
281	M60	X	1.671	1.671	0	%100
282	M60	Z	.965	.965	0	%100
283	M61	X	1.671	1.671	0	%100
284	M61	Z	.965	.965	0	%100
285	M62	X	1.671	1.671	0	%100
286	M62	Z	.965	.965	0	%100
287	M1	X	.719	.719	0	%100
288	M1	Z	.415	.415	0	%100
289	M4	X	2.996	2.996	0	%100
290	M4	Z	1.73	1.73	0	%100
291	M5	X	.943	.943	0	%100
292	M5	Z	.544	.544	0	%100
293	M181	X	2.996	2.996	0	%100
294	M181	Z	1.73	1.73	0	%100
295	M182	X	2.996	2.996	0	%100
296	M182	Z	1.73	1.73	0	%100
297	M176A	X	.999	.999	0	%100
298	M176A	Z	.577	.577	0	%100
299	M182A	X	.999	.999	0	%100
300	M182A	Z	.577	.577	0	%100
301	M183	X	.999	.999	0	%100
302	M183	Z	.577	.577	0	%100
303	M177	X	2.996	2.996	0	%100
304	M177	Z	1.73	1.73	0	%100

Member Distributed Loads (BLC 57 : Structure Wi (120 Deg)) (Continued)

	Member Label	Direction	Start Magnitude[lb...	End Magnitude[lb/ft,F,psf]	Start Location[ft,%]	End Location[ft,%]
305	M182B	X	2.996	2.996	0	%100
306	M182B	Z	1.73	1.73	0	%100
307	M183A	X	2.996	2.996	0	%100
308	M183A	Z	1.73	1.73	0	%100
309	M23	X	3.373	3.373	0	%100
310	M23	Z	1.948	1.948	0	%100
311	M24	X	1.124	1.124	0	%100
312	M24	Z	.649	.649	0	%100
313	M25	X	3.373	3.373	0	%100
314	M25	Z	1.948	1.948	0	%100
315	M26	X	1.124	1.124	0	%100
316	M26	Z	.649	.649	0	%100

Member Distributed Loads (BLC 58 : Structure Wi (150 Deg))

	Member Label	Direction	Start Magnitude[lb...	End Magnitude[lb/ft,F,psf]	Start Location[ft,%]	End Location[ft,%]
1	M67	X	.493	.493	0	%100
2	M67	Z	.855	.855	0	%100
3	M68	X	.493	.493	0	%100
4	M68	Z	.855	.855	0	%100
5	M69	X	.493	.493	0	%100
6	M69	Z	.855	.855	0	%100
7	M70	X	.493	.493	0	%100
8	M70	Z	.855	.855	0	%100
9	M83	X	.493	.493	0	%100
10	M83	Z	.855	.855	0	%100
11	M84	X	.493	.493	0	%100
12	M84	Z	.855	.855	0	%100
13	M85	X	.493	.493	0	%100
14	M85	Z	.855	.855	0	%100
15	M86	X	.493	.493	0	%100
16	M86	Z	.855	.855	0	%100
17	M183B	X	1.539	1.539	0	%100
18	M183B	Z	2.666	2.666	0	%100
19	M184	X	1.539	1.539	0	%100
20	M184	Z	2.666	2.666	0	%100
21	M186	X	1.539	1.539	0	%100
22	M186	Z	2.666	2.666	0	%100
23	M187	X	1.539	1.539	0	%100
24	M187	Z	2.666	2.666	0	%100
25	M189	X	1.539	1.539	0	%100
26	M189	Z	2.666	2.666	0	%100
27	M190	X	1.539	1.539	0	%100
28	M190	Z	2.666	2.666	0	%100
29	M192	X	1.539	1.539	0	%100
30	M192	Z	2.666	2.666	0	%100
31	M193	X	1.539	1.539	0	%100
32	M193	Z	2.666	2.666	0	%100
33	M194	X	1.539	1.539	0	%100
34	M194	Z	2.666	2.666	0	%100
35	M195	X	1.539	1.539	0	%100
36	M195	Z	2.666	2.666	0	%100

Member Distributed Loads (BLC 58 : Structure Wi (150 Deg)) (Continued)

	Member Label	Direction	Start Magnitude[lb...	End Magnitude[lb/ft,F,psf]	Start Location[ft,%]	End Location[ft,%]
37	M196	X	1.539	1.539	0	%100
38	M196	Z	2.666	2.666	0	%100
39	M197	X	1.539	1.539	0	%100
40	M197	Z	2.666	2.666	0	%100
41	M201	X	1.539	1.539	0	%100
42	M201	Z	2.666	2.666	0	%100
43	M202	X	1.539	1.539	0	%100
44	M202	Z	2.666	2.666	0	%100
45	M203	X	1.539	1.539	0	%100
46	M203	Z	2.666	2.666	0	%100
47	M204	X	1.539	1.539	0	%100
48	M204	Z	2.666	2.666	0	%100
49	M207	X	1.539	1.539	0	%100
50	M207	Z	2.666	2.666	0	%100
51	M208	X	1.539	1.539	0	%100
52	M208	Z	2.666	2.666	0	%100
53	M209	X	1.539	1.539	0	%100
54	M209	Z	2.666	2.666	0	%100
55	M210	X	1.539	1.539	0	%100
56	M210	Z	2.666	2.666	0	%100
57	M213	X	1.539	1.539	0	%100
58	M213	Z	2.666	2.666	0	%100
59	M214	X	1.539	1.539	0	%100
60	M214	Z	2.666	2.666	0	%100
61	M215	X	1.539	1.539	0	%100
62	M215	Z	2.666	2.666	0	%100
63	M216	X	1.539	1.539	0	%100
64	M216	Z	2.666	2.666	0	%100
65	M147	X	1.539	1.539	0	%100
66	M147	Z	2.666	2.666	0	%100
67	M148	X	1.539	1.539	0	%100
68	M148	Z	2.666	2.666	0	%100
69	M149	X	1.539	1.539	0	%100
70	M149	Z	2.666	2.666	0	%100
71	M150	X	1.539	1.539	0	%100
72	M150	Z	2.666	2.666	0	%100
73	M153	X	1.539	1.539	0	%100
74	M153	Z	2.666	2.666	0	%100
75	M154	X	1.539	1.539	0	%100
76	M154	Z	2.666	2.666	0	%100
77	M155	X	1.539	1.539	0	%100
78	M155	Z	2.666	2.666	0	%100
79	M156	X	1.539	1.539	0	%100
80	M156	Z	2.666	2.666	0	%100
81	M159	X	1.539	1.539	0	%100
82	M159	Z	2.666	2.666	0	%100
83	M160	X	1.539	1.539	0	%100
84	M160	Z	2.666	2.666	0	%100
85	M161	X	1.539	1.539	0	%100
86	M161	Z	2.666	2.666	0	%100
87	M162	X	1.539	1.539	0	%100
88	M162	Z	2.666	2.666	0	%100

Member Distributed Loads (BLC 58 : Structure Wi (150 Deg)) (Continued)

	Member Label	Direction	Start Magnitude[lb...	End Magnitude[lb/ft,F,psf]	Start Location[ft,%]	End Location[ft,%]
89	M12	X	1.119	1.119	0	%100
90	M12	Z	1.937	1.937	0	%100
91	M15	X	.504	.504	0	%100
92	M15	Z	.873	.873	0	%100
93	M16	X	1.477	1.477	0	%100
94	M16	Z	2.558	2.558	0	%100
95	M17	X	1.119	1.119	0	%100
96	M17	Z	1.937	1.937	0	%100
97	M20	X	.504	.504	0	%100
98	M20	Z	.873	.873	0	%100
99	M21	X	1.477	1.477	0	%100
100	M21	Z	2.558	2.558	0	%100
101	M169	X	.504	.504	0	%100
102	M169	Z	.873	.873	0	%100
103	M170	X	.504	.504	0	%100
104	M170	Z	.873	.873	0	%100
105	M175	X	.504	.504	0	%100
106	M175	Z	.873	.873	0	%100
107	M176	X	.504	.504	0	%100
108	M176	Z	.873	.873	0	%100
109	M166A	X	1.512	1.512	0	%100
110	M166A	Z	2.619	2.619	0	%100
111	M167	X	1.512	1.512	0	%100
112	M167	Z	2.619	2.619	0	%100
113	M178A	X	1.512	1.512	0	%100
114	M178A	Z	2.619	2.619	0	%100
115	M179	X	1.512	1.512	0	%100
116	M179	Z	2.619	2.619	0	%100
117	M180	X	1.512	1.512	0	%100
118	M180	Z	2.619	2.619	0	%100
119	M181A	X	1.512	1.512	0	%100
120	M181A	Z	2.619	2.619	0	%100
121	M167A	X	.504	.504	0	%100
122	M167A	Z	.873	.873	0	%100
123	M168A	X	.504	.504	0	%100
124	M168A	Z	.873	.873	0	%100
125	M178	X	.504	.504	0	%100
126	M178	Z	.873	.873	0	%100
127	M179A	X	.504	.504	0	%100
128	M179A	Z	.873	.873	0	%100
129	M180A	X	.504	.504	0	%100
130	M180A	Z	.873	.873	0	%100
131	M181B	X	.504	.504	0	%100
132	M181B	Z	.873	.873	0	%100
133	M100	X	1.467	1.467	0	%100
134	M100	Z	2.541	2.541	0	%100
135	M101	X	1.467	1.467	0	%100
136	M101	Z	2.541	2.541	0	%100
137	M116	X	1.812	1.812	0	%100
138	M116	Z	3.139	3.139	0	%100
139	M120	X	1.462	1.462	0	%100
140	M120	Z	2.533	2.533	0	%100

Member Distributed Loads (BLC 58 : Structure Wi (150 Deg)) (Continued)

	Member Label	Direction	Start Magnitude[lb...	End Magnitude[lb/ft,F,psf]	Start Location[ft,%]	End Location[ft,%]
141	M121	X	1.542	1.542	0	%100
142	M121	Z	2.671	2.671	0	%100
143	M103	X	1.706	1.706	0	%100
144	M103	Z	2.955	2.955	0	%100
145	MPC	X	1.856	1.856	0	%100
146	MPC	Z	3.215	3.215	0	%100
147	MP3C	X	1.856	1.856	0	%100
148	MP3C	Z	3.215	3.215	0	%100
149	MPCC	X	1.856	1.856	0	%100
150	MPCC	Z	3.215	3.215	0	%100
151	MP1A	X	1.856	1.856	0	%100
152	MP1A	Z	3.215	3.215	0	%100
153	MP82	X	1.856	1.856	0	%100
154	MP82	Z	3.215	3.215	0	%100
155	MP3A	X	1.856	1.856	0	%100
156	MP3A	Z	3.215	3.215	0	%100
157	MPG2	X	1.856	1.856	0	%100
158	MPG2	Z	3.215	3.215	0	%100
159	MP2C	X	1.856	1.856	0	%100
160	MP2C	Z	3.215	3.215	0	%100
161	MP2A	X	1.856	1.856	0	%100
162	MP2A	Z	3.215	3.215	0	%100
163	M97	X	1.856	1.856	0	%100
164	M97	Z	3.215	3.215	0	%100
165	MP3B	X	1.856	1.856	0	%100
166	MP3B	Z	3.215	3.215	0	%100
167	M105	X	1.856	1.856	0	%100
168	M105	Z	3.215	3.215	0	%100
169	MP1B	X	1.856	1.856	0	%100
170	MP1B	Z	3.215	3.215	0	%100
171	MP2B	X	1.856	1.856	0	%100
172	MP2B	Z	3.215	3.215	0	%100
173	MP1C	X	1.856	1.856	0	%100
174	MP1C	Z	3.215	3.215	0	%100
175	M122	X	1.983	1.983	0	%100
176	M122	Z	3.436	3.436	0	%100
177	M123	X	1.983	1.983	0	%100
178	M123	Z	3.436	3.436	0	%100
179	M126	X	1.983	1.983	0	%100
180	M126	Z	3.436	3.436	0	%100
181	M134	X	1.983	1.983	0	%100
182	M134	Z	3.436	3.436	0	%100
183	M135	X	1.983	1.983	0	%100
184	M135	Z	3.436	3.436	0	%100
185	M136	X	1.983	1.983	0	%100
186	M136	Z	3.436	3.436	0	%100
187	M137	X	1.983	1.983	0	%100
188	M137	Z	3.436	3.436	0	%100
189	M138	X	1.983	1.983	0	%100
190	M138	Z	3.436	3.436	0	%100
191	M139	X	1.983	1.983	0	%100
192	M139	Z	3.436	3.436	0	%100

Member Distributed Loads (BLC 58 : Structure Wi (150 Deg)) (Continued)

	Member Label	Direction	Start Magnitude[lb...	End Magnitude[lb/ft,F,psf]	Start Location[ft,%]	End Location[ft,%]
193	M140	X	1.983	1.983	0	%100
194	M140	Z	3.436	3.436	0	%100
195	M168	X	1.983	1.983	0	%100
196	M168	Z	3.436	3.436	0	%100
197	M169A	X	1.983	1.983	0	%100
198	M169A	Z	3.436	3.436	0	%100
199	M170A	X	1.983	1.983	0	%100
200	M170A	Z	3.436	3.436	0	%100
201	M171A	X	1.983	1.983	0	%100
202	M171A	Z	3.436	3.436	0	%100
203	M172A	X	1.983	1.983	0	%100
204	M172A	Z	3.436	3.436	0	%100
205	M173	X	1.983	1.983	0	%100
206	M173	Z	3.436	3.436	0	%100
207	M174	X	1.983	1.983	0	%100
208	M174	Z	3.436	3.436	0	%100
209	M175A	X	1.983	1.983	0	%100
210	M175A	Z	3.436	3.436	0	%100
211	M169B	X	1.983	1.983	0	%100
212	M169B	Z	3.436	3.436	0	%100
213	M170B	X	1.983	1.983	0	%100
214	M170B	Z	3.436	3.436	0	%100
215	M171	X	1.983	1.983	0	%100
216	M171	Z	3.436	3.436	0	%100
217	M172	X	1.983	1.983	0	%100
218	M172	Z	3.436	3.436	0	%100
219	M173A	X	1.983	1.983	0	%100
220	M173A	Z	3.436	3.436	0	%100
221	M174A	X	1.983	1.983	0	%100
222	M174A	Z	3.436	3.436	0	%100
223	M175B	X	1.983	1.983	0	%100
224	M175B	Z	3.436	3.436	0	%100
225	M176B	X	1.983	1.983	0	%100
226	M176B	Z	3.436	3.436	0	%100
227	M33	X	.965	.965	0	%100
228	M33	Z	1.671	1.671	0	%100
229	M34	X	.965	.965	0	%100
230	M34	Z	1.671	1.671	0	%100
231	M35	X	.965	.965	0	%100
232	M35	Z	1.671	1.671	0	%100
233	M36	X	.965	.965	0	%100
234	M36	Z	1.671	1.671	0	%100
235	M37	X	.965	.965	0	%100
236	M37	Z	1.671	1.671	0	%100
237	M38	X	.965	.965	0	%100
238	M38	Z	1.671	1.671	0	%100
239	M39	X	.965	.965	0	%100
240	M39	Z	1.671	1.671	0	%100
241	M40	X	.965	.965	0	%100
242	M40	Z	1.671	1.671	0	%100
243	M41	X	.965	.965	0	%100
244	M41	Z	1.671	1.671	0	%100

Member Distributed Loads (BLC 58 : Structure Wi (150 Deg)) (Continued)

	Member Label	Direction	Start Magnitude[lb...	End Magnitude[lb/ft,F,psf]	Start Location[ft,%]	End Location[ft,%]
245	M42	X	.965	.965	0	%100
246	M42	Z	1.671	1.671	0	%100
247	M43	X	2.053	2.053	0	%100
248	M43	Z	3.555	3.555	0	%100
249	M44	X	2.053	2.053	0	%100
250	M44	Z	3.555	3.555	0	%100
251	M45	X	2.053	2.053	0	%100
252	M45	Z	3.555	3.555	0	%100
253	M46	X	2.053	2.053	0	%100
254	M46	Z	3.555	3.555	0	%100
255	M47	X	2.053	2.053	0	%100
256	M47	Z	3.555	3.555	0	%100
257	M48	X	2.053	2.053	0	%100
258	M48	Z	3.555	3.555	0	%100
259	M49	X	2.053	2.053	0	%100
260	M49	Z	3.555	3.555	0	%100
261	M50	X	2.053	2.053	0	%100
262	M50	Z	3.555	3.555	0	%100
263	M51	X	2.053	2.053	0	%100
264	M51	Z	3.555	3.555	0	%100
265	M52	X	2.053	2.053	0	%100
266	M52	Z	3.555	3.555	0	%100
267	M53	X	2.053	2.053	0	%100
268	M53	Z	3.555	3.555	0	%100
269	M54	X	2.053	2.053	0	%100
270	M54	Z	3.555	3.555	0	%100
271	M55	X	2.053	2.053	0	%100
272	M55	Z	3.555	3.555	0	%100
273	M56	X	2.053	2.053	0	%100
274	M56	Z	3.555	3.555	0	%100
275	M57	X	2.053	2.053	0	%100
276	M57	Z	3.555	3.555	0	%100
277	M58	X	2.053	2.053	0	%100
278	M58	Z	3.555	3.555	0	%100
279	M59	X	2.053	2.053	0	%100
280	M59	Z	3.555	3.555	0	%100
281	M60	X	2.053	2.053	0	%100
282	M60	Z	3.555	3.555	0	%100
283	M61	X	2.053	2.053	0	%100
284	M61	Z	3.555	3.555	0	%100
285	M62	X	2.053	2.053	0	%100
286	M62	Z	3.555	3.555	0	%100
287	M1	X	1.246	1.246	0	%100
288	M1	Z	2.157	2.157	0	%100
289	M4	X	.577	.577	0	%100
290	M4	Z	.999	.999	0	%100
291	M5	X	1.633	1.633	0	%100
292	M5	Z	2.828	2.828	0	%100
293	M181	X	.577	.577	0	%100
294	M181	Z	.999	.999	0	%100
295	M182	X	.577	.577	0	%100
296	M182	Z	.999	.999	0	%100

Member Distributed Loads (BLC 58 : Structure Wi (150 Deg)) (Continued)

	Member Label	Direction	Start Magnitude[lb...	End Magnitude[lb/ft,F,psf]	Start Location[ft,%]	End Location[ft,%]
297	M176A	X	1.73	1.73	0	%100
298	M176A	Z	2.996	2.996	0	%100
299	M182A	X	1.73	1.73	0	%100
300	M182A	Z	2.996	2.996	0	%100
301	M183	X	1.73	1.73	0	%100
302	M183	Z	2.996	2.996	0	%100
303	M177	X	.577	.577	0	%100
304	M177	Z	.999	.999	0	%100
305	M182B	X	.577	.577	0	%100
306	M182B	Z	.999	.999	0	%100
307	M183A	X	.577	.577	0	%100
308	M183A	Z	.999	.999	0	%100
309	M23	X	.649	.649	0	%100
310	M23	Z	1.124	1.124	0	%100
311	M24	X	1.948	1.948	0	%100
312	M24	Z	3.373	3.373	0	%100
313	M25	X	.649	.649	0	%100
314	M25	Z	1.124	1.124	0	%100
315	M26	X	1.948	1.948	0	%100
316	M26	Z	3.373	3.373	0	%100

Member Distributed Loads (BLC 59 : Structure Wi (180 Deg))

	Member Label	Direction	Start Magnitude[lb...	End Magnitude[lb/ft,F,psf]	Start Location[ft,%]	End Location[ft,%]
1	M67	X	0	0	0	%100
2	M67	Z	1.316	1.316	0	%100
3	M68	X	0	0	0	%100
4	M68	Z	1.316	1.316	0	%100
5	M69	X	0	0	0	%100
6	M69	Z	1.316	1.316	0	%100
7	M70	X	0	0	0	%100
8	M70	Z	1.316	1.316	0	%100
9	M83	X	0	0	0	%100
10	M83	Z	1.316	1.316	0	%100
11	M84	X	0	0	0	%100
12	M84	Z	1.316	1.316	0	%100
13	M85	X	0	0	0	%100
14	M85	Z	1.316	1.316	0	%100
15	M86	X	0	0	0	%100
16	M86	Z	1.316	1.316	0	%100
17	M183B	X	0	0	0	%100
18	M183B	Z	3.078	3.078	0	%100
19	M184	X	0	0	0	%100
20	M184	Z	3.078	3.078	0	%100
21	M186	X	0	0	0	%100
22	M186	Z	3.078	3.078	0	%100
23	M187	X	0	0	0	%100
24	M187	Z	3.078	3.078	0	%100
25	M189	X	0	0	0	%100
26	M189	Z	3.078	3.078	0	%100
27	M190	X	0	0	0	%100
28	M190	Z	3.078	3.078	0	%100

Member Distributed Loads (BLC 59 : Structure Wi (180 Deg)) (Continued)

	Member Label	Direction	Start Magnitude[lb...	End Magnitude[lb/ft,F,psf]	Start Location[ft,%]	End Location[ft,%]
29	M192	X	0	0	0	%100
30	M192	Z	3.078	3.078	0	%100
31	M193	X	0	0	0	%100
32	M193	Z	3.078	3.078	0	%100
33	M194	X	0	0	0	%100
34	M194	Z	3.078	3.078	0	%100
35	M195	X	0	0	0	%100
36	M195	Z	3.078	3.078	0	%100
37	M196	X	0	0	0	%100
38	M196	Z	3.078	3.078	0	%100
39	M197	X	0	0	0	%100
40	M197	Z	3.078	3.078	0	%100
41	M201	X	0	0	0	%100
42	M201	Z	3.078	3.078	0	%100
43	M202	X	0	0	0	%100
44	M202	Z	3.078	3.078	0	%100
45	M203	X	0	0	0	%100
46	M203	Z	3.078	3.078	0	%100
47	M204	X	0	0	0	%100
48	M204	Z	3.078	3.078	0	%100
49	M207	X	0	0	0	%100
50	M207	Z	3.078	3.078	0	%100
51	M208	X	0	0	0	%100
52	M208	Z	3.078	3.078	0	%100
53	M209	X	0	0	0	%100
54	M209	Z	3.078	3.078	0	%100
55	M210	X	0	0	0	%100
56	M210	Z	3.078	3.078	0	%100
57	M213	X	0	0	0	%100
58	M213	Z	3.078	3.078	0	%100
59	M214	X	0	0	0	%100
60	M214	Z	3.078	3.078	0	%100
61	M215	X	0	0	0	%100
62	M215	Z	3.078	3.078	0	%100
63	M216	X	0	0	0	%100
64	M216	Z	3.078	3.078	0	%100
65	M147	X	0	0	0	%100
66	M147	Z	3.078	3.078	0	%100
67	M148	X	0	0	0	%100
68	M148	Z	3.078	3.078	0	%100
69	M149	X	0	0	0	%100
70	M149	Z	3.078	3.078	0	%100
71	M150	X	0	0	0	%100
72	M150	Z	3.078	3.078	0	%100
73	M153	X	0	0	0	%100
74	M153	Z	3.078	3.078	0	%100
75	M154	X	0	0	0	%100
76	M154	Z	3.078	3.078	0	%100
77	M155	X	0	0	0	%100
78	M155	Z	3.078	3.078	0	%100
79	M156	X	0	0	0	%100
80	M156	Z	3.078	3.078	0	%100

Member Distributed Loads (BLC 59 : Structure Wi (180 Deg)) (Continued)

	Member Label	Direction	Start Magnitude[lb...	End Magnitude[lb/ft,F,psf]	Start Location[ft,%]	End Location[ft,%]
81	M159	X	0	0	0	%100
82	M159	Z	3.078	3.078	0	%100
83	M160	X	0	0	0	%100
84	M160	Z	3.078	3.078	0	%100
85	M161	X	0	0	0	%100
86	M161	Z	3.078	3.078	0	%100
87	M162	X	0	0	0	%100
88	M162	Z	3.078	3.078	0	%100
89	M12	X	0	0	0	%100
90	M12	Z	2.983	2.983	0	%100
91	M15	X	0	0	0	%100
92	M15	Z	0	0	0	%100
93	M16	X	0	0	0	%100
94	M16	Z	3.938	3.938	0	%100
95	M17	X	0	0	0	%100
96	M17	Z	2.983	2.983	0	%100
97	M20	X	0	0	0	%100
98	M20	Z	0	0	0	%100
99	M21	X	0	0	0	%100
100	M21	Z	3.938	3.938	0	%100
101	M169	X	0	0	0	%100
102	M169	Z	0	0	0	%100
103	M170	X	0	0	0	%100
104	M170	Z	0	0	0	%100
105	M175	X	0	0	0	%100
106	M175	Z	0	0	0	%100
107	M176	X	0	0	0	%100
108	M176	Z	0	0	0	%100
109	M166A	X	0	0	0	%100
110	M166A	Z	4.032	4.032	0	%100
111	M167	X	0	0	0	%100
112	M167	Z	4.032	4.032	0	%100
113	M178A	X	0	0	0	%100
114	M178A	Z	4.032	4.032	0	%100
115	M179	X	0	0	0	%100
116	M179	Z	4.032	4.032	0	%100
117	M180	X	0	0	0	%100
118	M180	Z	4.032	4.032	0	%100
119	M181A	X	0	0	0	%100
120	M181A	Z	4.032	4.032	0	%100
121	M167A	X	0	0	0	%100
122	M167A	Z	0	0	0	%100
123	M168A	X	0	0	0	%100
124	M168A	Z	0	0	0	%100
125	M178	X	0	0	0	%100
126	M178	Z	0	0	0	%100
127	M179A	X	0	0	0	%100
128	M179A	Z	0	0	0	%100
129	M180A	X	0	0	0	%100
130	M180A	Z	0	0	0	%100
131	M181B	X	0	0	0	%100
132	M181B	Z	0	0	0	%100

Member Distributed Loads (BLC 59 : Structure Wi (180 Deg)) (Continued)

	Member Label	Direction	Start Magnitude[lb...	End Magnitude[lb/ft,F,psf]	Start Location[ft,%]	End Location[ft,%]
133	M100	X	0	0	0	%100
134	M100	Z	3.912	3.912	0	%100
135	M101	X	0	0	0	%100
136	M101	Z	3.912	3.912	0	%100
137	M116	X	0	0	0	%100
138	M116	Z	4.032	4.032	0	%100
139	M120	X	0	0	0	%100
140	M120	Z	2.573	2.573	0	%100
141	M121	X	0	0	0	%100
142	M121	Z	3.587	3.587	0	%100
143	M103	X	0	0	0	%100
144	M103	Z	1.758	1.758	0	%100
145	MPC	X	0	0	0	%100
146	MPC	Z	3.712	3.712	0	%100
147	MP3C	X	0	0	0	%100
148	MP3C	Z	3.712	3.712	0	%100
149	MPCC	X	0	0	0	%100
150	MPCC	Z	3.712	3.712	0	%100
151	MP1A	X	0	0	0	%100
152	MP1A	Z	3.712	3.712	0	%100
153	MP82	X	0	0	0	%100
154	MP82	Z	3.712	3.712	0	%100
155	MP3A	X	0	0	0	%100
156	MP3A	Z	3.712	3.712	0	%100
157	MPG2	X	0	0	0	%100
158	MPG2	Z	3.712	3.712	0	%100
159	MP2C	X	0	0	0	%100
160	MP2C	Z	3.712	3.712	0	%100
161	MP2A	X	0	0	0	%100
162	MP2A	Z	3.712	3.712	0	%100
163	M97	X	0	0	0	%100
164	M97	Z	3.712	3.712	0	%100
165	MP3B	X	0	0	0	%100
166	MP3B	Z	3.712	3.712	0	%100
167	M105	X	0	0	0	%100
168	M105	Z	3.712	3.712	0	%100
169	MP1B	X	0	0	0	%100
170	MP1B	Z	3.712	3.712	0	%100
171	MP2B	X	0	0	0	%100
172	MP2B	Z	3.712	3.712	0	%100
173	MP1C	X	0	0	0	%100
174	MP1C	Z	3.712	3.712	0	%100
175	M122	X	0	0	0	%100
176	M122	Z	3.967	3.967	0	%100
177	M123	X	0	0	0	%100
178	M123	Z	3.967	3.967	0	%100
179	M126	X	0	0	0	%100
180	M126	Z	3.967	3.967	0	%100
181	M134	X	0	0	0	%100
182	M134	Z	3.967	3.967	0	%100
183	M135	X	0	0	0	%100
184	M135	Z	3.967	3.967	0	%100

Member Distributed Loads (BLC 59 : Structure Wi (180 Deg)) (Continued)

	Member Label	Direction	Start Magnitude[lb...	End Magnitude[lb/ft,F,psf]	Start Location[ft,%]	End Location[ft,%]
185	M136	X	0	0	0	%100
186	M136	Z	3.967	3.967	0	%100
187	M137	X	0	0	0	%100
188	M137	Z	3.967	3.967	0	%100
189	M138	X	0	0	0	%100
190	M138	Z	3.967	3.967	0	%100
191	M139	X	0	0	0	%100
192	M139	Z	3.967	3.967	0	%100
193	M140	X	0	0	0	%100
194	M140	Z	3.967	3.967	0	%100
195	M168	X	0	0	0	%100
196	M168	Z	3.967	3.967	0	%100
197	M169A	X	0	0	0	%100
198	M169A	Z	3.967	3.967	0	%100
199	M170A	X	0	0	0	%100
200	M170A	Z	3.967	3.967	0	%100
201	M171A	X	0	0	0	%100
202	M171A	Z	3.967	3.967	0	%100
203	M172A	X	0	0	0	%100
204	M172A	Z	3.967	3.967	0	%100
205	M173	X	0	0	0	%100
206	M173	Z	3.967	3.967	0	%100
207	M174	X	0	0	0	%100
208	M174	Z	3.967	3.967	0	%100
209	M175A	X	0	0	0	%100
210	M175A	Z	3.967	3.967	0	%100
211	M169B	X	0	0	0	%100
212	M169B	Z	3.967	3.967	0	%100
213	M170B	X	0	0	0	%100
214	M170B	Z	3.967	3.967	0	%100
215	M171	X	0	0	0	%100
216	M171	Z	3.967	3.967	0	%100
217	M172	X	0	0	0	%100
218	M172	Z	3.967	3.967	0	%100
219	M173A	X	0	0	0	%100
220	M173A	Z	3.967	3.967	0	%100
221	M174A	X	0	0	0	%100
222	M174A	Z	3.967	3.967	0	%100
223	M175B	X	0	0	0	%100
224	M175B	Z	3.967	3.967	0	%100
225	M176B	X	0	0	0	%100
226	M176B	Z	3.967	3.967	0	%100
227	M33	X	0	0	0	%100
228	M33	Z	.842	.842	0	%100
229	M34	X	0	0	0	%100
230	M34	Z	.842	.842	0	%100
231	M35	X	0	0	0	%100
232	M35	Z	.842	.842	0	%100
233	M36	X	0	0	0	%100
234	M36	Z	.842	.842	0	%100
235	M37	X	0	0	0	%100
236	M37	Z	.842	.842	0	%100

Member Distributed Loads (BLC 59 : Structure Wi (180 Deg)) (Continued)

	Member Label	Direction	Start Magnitude[lb...	End Magnitude[lb/ft,F,psf]	Start Location[ft,%]	End Location[ft,%]
237	M38	X	0	0	0	%100
238	M38	Z	.842	.842	0	%100
239	M39	X	0	0	0	%100
240	M39	Z	.842	.842	0	%100
241	M40	X	0	0	0	%100
242	M40	Z	.842	.842	0	%100
243	M41	X	0	0	0	%100
244	M41	Z	.842	.842	0	%100
245	M42	X	0	0	0	%100
246	M42	Z	.842	.842	0	%100
247	M43	X	0	0	0	%100
248	M43	Z	5.193	5.193	0	%100
249	M44	X	0	0	0	%100
250	M44	Z	5.193	5.193	0	%100
251	M45	X	0	0	0	%100
252	M45	Z	5.193	5.193	0	%100
253	M46	X	0	0	0	%100
254	M46	Z	5.193	5.193	0	%100
255	M47	X	0	0	0	%100
256	M47	Z	5.193	5.193	0	%100
257	M48	X	0	0	0	%100
258	M48	Z	5.193	5.193	0	%100
259	M49	X	0	0	0	%100
260	M49	Z	5.193	5.193	0	%100
261	M50	X	0	0	0	%100
262	M50	Z	5.193	5.193	0	%100
263	M51	X	0	0	0	%100
264	M51	Z	5.193	5.193	0	%100
265	M52	X	0	0	0	%100
266	M52	Z	5.193	5.193	0	%100
267	M53	X	0	0	0	%100
268	M53	Z	5.193	5.193	0	%100
269	M54	X	0	0	0	%100
270	M54	Z	5.193	5.193	0	%100
271	M55	X	0	0	0	%100
272	M55	Z	5.193	5.193	0	%100
273	M56	X	0	0	0	%100
274	M56	Z	5.193	5.193	0	%100
275	M57	X	0	0	0	%100
276	M57	Z	5.193	5.193	0	%100
277	M58	X	0	0	0	%100
278	M58	Z	5.193	5.193	0	%100
279	M59	X	0	0	0	%100
280	M59	Z	5.193	5.193	0	%100
281	M60	X	0	0	0	%100
282	M60	Z	5.193	5.193	0	%100
283	M61	X	0	0	0	%100
284	M61	Z	5.193	5.193	0	%100
285	M62	X	0	0	0	%100
286	M62	Z	5.193	5.193	0	%100
287	M1	X	0	0	0	%100
288	M1	Z	3.322	3.322	0	%100

Member Distributed Loads (BLC 59 : Structure Wi (180 Deg)) (Continued)

	Member Label	Direction	Start Magnitude[lb...	End Magnitude[lb/ft,F,psf]	Start Location[ft,%]	End Location[ft,%]
289	M4	X	0	0	0	%100
290	M4	Z	0	0	0	%100
291	M5	X	0	0	0	%100
292	M5	Z	4.354	4.354	0	%100
293	M181	X	0	0	0	%100
294	M181	Z	0	0	0	%100
295	M182	X	0	0	0	%100
296	M182	Z	0	0	0	%100
297	M176A	X	0	0	0	%100
298	M176A	Z	4.613	4.613	0	%100
299	M182A	X	0	0	0	%100
300	M182A	Z	4.613	4.613	0	%100
301	M183	X	0	0	0	%100
302	M183	Z	4.613	4.613	0	%100
303	M177	X	0	0	0	%100
304	M177	Z	0	0	0	%100
305	M182B	X	0	0	0	%100
306	M182B	Z	0	0	0	%100
307	M183A	X	0	0	0	%100
308	M183A	Z	0	0	0	%100
309	M23	X	0	0	0	%100
310	M23	Z	0	0	0	%100
311	M24	X	0	0	0	%100
312	M24	Z	5.193	5.193	0	%100
313	M25	X	0	0	0	%100
314	M25	Z	0	0	0	%100
315	M26	X	0	0	0	%100
316	M26	Z	5.193	5.193	0	%100

Member Distributed Loads (BLC 60 : Structure Wi (210 Deg))

	Member Label	Direction	Start Magnitude[lb...	End Magnitude[lb/ft,F,psf]	Start Location[ft,%]	End Location[ft,%]
1	M67	X	-.493	-.493	0	%100
2	M67	Z	.855	.855	0	%100
3	M68	X	-.493	-.493	0	%100
4	M68	Z	.855	.855	0	%100
5	M69	X	-.493	-.493	0	%100
6	M69	Z	.855	.855	0	%100
7	M70	X	-.493	-.493	0	%100
8	M70	Z	.855	.855	0	%100
9	M83	X	-.493	-.493	0	%100
10	M83	Z	.855	.855	0	%100
11	M84	X	-.493	-.493	0	%100
12	M84	Z	.855	.855	0	%100
13	M85	X	-.493	-.493	0	%100
14	M85	Z	.855	.855	0	%100
15	M86	X	-.493	-.493	0	%100
16	M86	Z	.855	.855	0	%100
17	M183B	X	-1.539	-1.539	0	%100
18	M183B	Z	2.666	2.666	0	%100
19	M184	X	-1.539	-1.539	0	%100
20	M184	Z	2.666	2.666	0	%100

Member Distributed Loads (BLC 60 : Structure Wi (210 Deg)) (Continued)

	Member Label	Direction	Start Magnitude[lb...	End Magnitude[lb/ft,F,psf]	Start Location[ft,%]	End Location[ft,%]
21	M186	X	-1.539	-1.539	0	%100
22	M186	Z	2.666	2.666	0	%100
23	M187	X	-1.539	-1.539	0	%100
24	M187	Z	2.666	2.666	0	%100
25	M189	X	-1.539	-1.539	0	%100
26	M189	Z	2.666	2.666	0	%100
27	M190	X	-1.539	-1.539	0	%100
28	M190	Z	2.666	2.666	0	%100
29	M192	X	-1.539	-1.539	0	%100
30	M192	Z	2.666	2.666	0	%100
31	M193	X	-1.539	-1.539	0	%100
32	M193	Z	2.666	2.666	0	%100
33	M194	X	-1.539	-1.539	0	%100
34	M194	Z	2.666	2.666	0	%100
35	M195	X	-1.539	-1.539	0	%100
36	M195	Z	2.666	2.666	0	%100
37	M196	X	-1.539	-1.539	0	%100
38	M196	Z	2.666	2.666	0	%100
39	M197	X	-1.539	-1.539	0	%100
40	M197	Z	2.666	2.666	0	%100
41	M201	X	-1.539	-1.539	0	%100
42	M201	Z	2.666	2.666	0	%100
43	M202	X	-1.539	-1.539	0	%100
44	M202	Z	2.666	2.666	0	%100
45	M203	X	-1.539	-1.539	0	%100
46	M203	Z	2.666	2.666	0	%100
47	M204	X	-1.539	-1.539	0	%100
48	M204	Z	2.666	2.666	0	%100
49	M207	X	-1.539	-1.539	0	%100
50	M207	Z	2.666	2.666	0	%100
51	M208	X	-1.539	-1.539	0	%100
52	M208	Z	2.666	2.666	0	%100
53	M209	X	-1.539	-1.539	0	%100
54	M209	Z	2.666	2.666	0	%100
55	M210	X	-1.539	-1.539	0	%100
56	M210	Z	2.666	2.666	0	%100
57	M213	X	-1.539	-1.539	0	%100
58	M213	Z	2.666	2.666	0	%100
59	M214	X	-1.539	-1.539	0	%100
60	M214	Z	2.666	2.666	0	%100
61	M215	X	-1.539	-1.539	0	%100
62	M215	Z	2.666	2.666	0	%100
63	M216	X	-1.539	-1.539	0	%100
64	M216	Z	2.666	2.666	0	%100
65	M147	X	-1.539	-1.539	0	%100
66	M147	Z	2.666	2.666	0	%100
67	M148	X	-1.539	-1.539	0	%100
68	M148	Z	2.666	2.666	0	%100
69	M149	X	-1.539	-1.539	0	%100
70	M149	Z	2.666	2.666	0	%100
71	M150	X	-1.539	-1.539	0	%100
72	M150	Z	2.666	2.666	0	%100

Member Distributed Loads (BLC 60 : Structure Wi (210 Deg)) (Continued)

	Member Label	Direction	Start Magnitude[lb...	End Magnitude[lb/ft,F,psf]	Start Location[ft,%]	End Location[ft,%]
73	M153	X	-1.539	-1.539	0	%100
74	M153	Z	2.666	2.666	0	%100
75	M154	X	-1.539	-1.539	0	%100
76	M154	Z	2.666	2.666	0	%100
77	M155	X	-1.539	-1.539	0	%100
78	M155	Z	2.666	2.666	0	%100
79	M156	X	-1.539	-1.539	0	%100
80	M156	Z	2.666	2.666	0	%100
81	M159	X	-1.539	-1.539	0	%100
82	M159	Z	2.666	2.666	0	%100
83	M160	X	-1.539	-1.539	0	%100
84	M160	Z	2.666	2.666	0	%100
85	M161	X	-1.539	-1.539	0	%100
86	M161	Z	2.666	2.666	0	%100
87	M162	X	-1.539	-1.539	0	%100
88	M162	Z	2.666	2.666	0	%100
89	M12	X	-1.119	-1.119	0	%100
90	M12	Z	1.937	1.937	0	%100
91	M15	X	-.504	-.504	0	%100
92	M15	Z	.873	.873	0	%100
93	M16	X	-1.477	-1.477	0	%100
94	M16	Z	2.558	2.558	0	%100
95	M17	X	-1.119	-1.119	0	%100
96	M17	Z	1.937	1.937	0	%100
97	M20	X	-.504	-.504	0	%100
98	M20	Z	.873	.873	0	%100
99	M21	X	-1.477	-1.477	0	%100
100	M21	Z	2.558	2.558	0	%100
101	M169	X	-.504	-.504	0	%100
102	M169	Z	.873	.873	0	%100
103	M170	X	-.504	-.504	0	%100
104	M170	Z	.873	.873	0	%100
105	M175	X	-.504	-.504	0	%100
106	M175	Z	.873	.873	0	%100
107	M176	X	-.504	-.504	0	%100
108	M176	Z	.873	.873	0	%100
109	M166A	X	-1.512	-1.512	0	%100
110	M166A	Z	2.619	2.619	0	%100
111	M167	X	-1.512	-1.512	0	%100
112	M167	Z	2.619	2.619	0	%100
113	M178A	X	-1.512	-1.512	0	%100
114	M178A	Z	2.619	2.619	0	%100
115	M179	X	-1.512	-1.512	0	%100
116	M179	Z	2.619	2.619	0	%100
117	M180	X	-1.512	-1.512	0	%100
118	M180	Z	2.619	2.619	0	%100
119	M181A	X	-1.512	-1.512	0	%100
120	M181A	Z	2.619	2.619	0	%100
121	M167A	X	-.504	-.504	0	%100
122	M167A	Z	.873	.873	0	%100
123	M168A	X	-.504	-.504	0	%100
124	M168A	Z	.873	.873	0	%100

Member Distributed Loads (BLC 60 : Structure Wi (210 Deg)) (Continued)

	Member Label	Direction	Start Magnitude[lb...	End Magnitude[lb/ft,F,psf]	Start Location[ft,%]	End Location[ft,%]
125	M178	X	-.504	-.504	0	%100
126	M178	Z	.873	.873	0	%100
127	M179A	X	-.504	-.504	0	%100
128	M179A	Z	.873	.873	0	%100
129	M180A	X	-.504	-.504	0	%100
130	M180A	Z	.873	.873	0	%100
131	M181B	X	-.504	-.504	0	%100
132	M181B	Z	.873	.873	0	%100
133	M100	X	-1.467	-1.467	0	%100
134	M100	Z	2.541	2.541	0	%100
135	M101	X	-1.467	-1.467	0	%100
136	M101	Z	2.541	2.541	0	%100
137	M116	X	-1.812	-1.812	0	%100
138	M116	Z	3.139	3.139	0	%100
139	M120	X	-1.462	-1.462	0	%100
140	M120	Z	2.533	2.533	0	%100
141	M121	X	-1.997	-1.997	0	%100
142	M121	Z	3.458	3.458	0	%100
143	M103	X	-.101	-.101	0	%100
144	M103	Z	.175	.175	0	%100
145	MPC	X	-1.856	-1.856	0	%100
146	MPC	Z	3.215	3.215	0	%100
147	MP3C	X	-1.856	-1.856	0	%100
148	MP3C	Z	3.215	3.215	0	%100
149	MPCC	X	-1.856	-1.856	0	%100
150	MPCC	Z	3.215	3.215	0	%100
151	MP1A	X	-1.856	-1.856	0	%100
152	MP1A	Z	3.215	3.215	0	%100
153	MP82	X	-1.856	-1.856	0	%100
154	MP82	Z	3.215	3.215	0	%100
155	MP3A	X	-1.856	-1.856	0	%100
156	MP3A	Z	3.215	3.215	0	%100
157	MPG2	X	-1.856	-1.856	0	%100
158	MPG2	Z	3.215	3.215	0	%100
159	MP2C	X	-1.856	-1.856	0	%100
160	MP2C	Z	3.215	3.215	0	%100
161	MP2A	X	-1.856	-1.856	0	%100
162	MP2A	Z	3.215	3.215	0	%100
163	M97	X	-1.856	-1.856	0	%100
164	M97	Z	3.215	3.215	0	%100
165	MP3B	X	-1.856	-1.856	0	%100
166	MP3B	Z	3.215	3.215	0	%100
167	M105	X	-1.856	-1.856	0	%100
168	M105	Z	3.215	3.215	0	%100
169	MP1B	X	-1.856	-1.856	0	%100
170	MP1B	Z	3.215	3.215	0	%100
171	MP2B	X	-1.856	-1.856	0	%100
172	MP2B	Z	3.215	3.215	0	%100
173	MP1C	X	-1.856	-1.856	0	%100
174	MP1C	Z	3.215	3.215	0	%100
175	M122	X	-1.983	-1.983	0	%100
176	M122	Z	3.436	3.436	0	%100

Member Distributed Loads (BLC 60 : Structure Wi (210 Deg)) (Continued)

	Member Label	Direction	Start Magnitude[lb...	End Magnitude[lb/ft,F,psf]	Start Location[ft,%]	End Location[ft,%]
177	M123	X	-1.983	-1.983	0	%100
178	M123	Z	3.436	3.436	0	%100
179	M126	X	-1.983	-1.983	0	%100
180	M126	Z	3.436	3.436	0	%100
181	M134	X	-1.983	-1.983	0	%100
182	M134	Z	3.436	3.436	0	%100
183	M135	X	-1.983	-1.983	0	%100
184	M135	Z	3.436	3.436	0	%100
185	M136	X	-1.983	-1.983	0	%100
186	M136	Z	3.436	3.436	0	%100
187	M137	X	-1.983	-1.983	0	%100
188	M137	Z	3.436	3.436	0	%100
189	M138	X	-1.983	-1.983	0	%100
190	M138	Z	3.436	3.436	0	%100
191	M139	X	-1.983	-1.983	0	%100
192	M139	Z	3.436	3.436	0	%100
193	M140	X	-1.983	-1.983	0	%100
194	M140	Z	3.436	3.436	0	%100
195	M168	X	-1.983	-1.983	0	%100
196	M168	Z	3.436	3.436	0	%100
197	M169A	X	-1.983	-1.983	0	%100
198	M169A	Z	3.436	3.436	0	%100
199	M170A	X	-1.983	-1.983	0	%100
200	M170A	Z	3.436	3.436	0	%100
201	M171A	X	-1.983	-1.983	0	%100
202	M171A	Z	3.436	3.436	0	%100
203	M172A	X	-1.983	-1.983	0	%100
204	M172A	Z	3.436	3.436	0	%100
205	M173	X	-1.983	-1.983	0	%100
206	M173	Z	3.436	3.436	0	%100
207	M174	X	-1.983	-1.983	0	%100
208	M174	Z	3.436	3.436	0	%100
209	M175A	X	-1.983	-1.983	0	%100
210	M175A	Z	3.436	3.436	0	%100
211	M169B	X	-1.983	-1.983	0	%100
212	M169B	Z	3.436	3.436	0	%100
213	M170B	X	-1.983	-1.983	0	%100
214	M170B	Z	3.436	3.436	0	%100
215	M171	X	-1.983	-1.983	0	%100
216	M171	Z	3.436	3.436	0	%100
217	M172	X	-1.983	-1.983	0	%100
218	M172	Z	3.436	3.436	0	%100
219	M173A	X	-1.983	-1.983	0	%100
220	M173A	Z	3.436	3.436	0	%100
221	M174A	X	-1.983	-1.983	0	%100
222	M174A	Z	3.436	3.436	0	%100
223	M175B	X	-1.983	-1.983	0	%100
224	M175B	Z	3.436	3.436	0	%100
225	M176B	X	-1.983	-1.983	0	%100
226	M176B	Z	3.436	3.436	0	%100
227	M33	X	-.965	-.965	0	%100
228	M33	Z	1.671	1.671	0	%100

Member Distributed Loads (BLC 60 : Structure Wi (210 Deg)) (Continued)

	Member Label	Direction	Start Magnitude[lb...	End Magnitude[lb/ft,F,psf]	Start Location[ft,%]	End Location[ft,%]
229	M34	X	-.965	-.965	0	%100
230	M34	Z	1.671	1.671	0	%100
231	M35	X	-.965	-.965	0	%100
232	M35	Z	1.671	1.671	0	%100
233	M36	X	-.965	-.965	0	%100
234	M36	Z	1.671	1.671	0	%100
235	M37	X	-.965	-.965	0	%100
236	M37	Z	1.671	1.671	0	%100
237	M38	X	-.965	-.965	0	%100
238	M38	Z	1.671	1.671	0	%100
239	M39	X	-.965	-.965	0	%100
240	M39	Z	1.671	1.671	0	%100
241	M40	X	-.965	-.965	0	%100
242	M40	Z	1.671	1.671	0	%100
243	M41	X	-.965	-.965	0	%100
244	M41	Z	1.671	1.671	0	%100
245	M42	X	-.965	-.965	0	%100
246	M42	Z	1.671	1.671	0	%100
247	M43	X	-2.053	-2.053	0	%100
248	M43	Z	3.555	3.555	0	%100
249	M44	X	-2.053	-2.053	0	%100
250	M44	Z	3.555	3.555	0	%100
251	M45	X	-2.053	-2.053	0	%100
252	M45	Z	3.555	3.555	0	%100
253	M46	X	-2.053	-2.053	0	%100
254	M46	Z	3.555	3.555	0	%100
255	M47	X	-2.053	-2.053	0	%100
256	M47	Z	3.555	3.555	0	%100
257	M48	X	-2.053	-2.053	0	%100
258	M48	Z	3.555	3.555	0	%100
259	M49	X	-2.053	-2.053	0	%100
260	M49	Z	3.555	3.555	0	%100
261	M50	X	-2.053	-2.053	0	%100
262	M50	Z	3.555	3.555	0	%100
263	M51	X	-2.053	-2.053	0	%100
264	M51	Z	3.555	3.555	0	%100
265	M52	X	-2.053	-2.053	0	%100
266	M52	Z	3.555	3.555	0	%100
267	M53	X	-2.053	-2.053	0	%100
268	M53	Z	3.555	3.555	0	%100
269	M54	X	-2.053	-2.053	0	%100
270	M54	Z	3.555	3.555	0	%100
271	M55	X	-2.053	-2.053	0	%100
272	M55	Z	3.555	3.555	0	%100
273	M56	X	-2.053	-2.053	0	%100
274	M56	Z	3.555	3.555	0	%100
275	M57	X	-2.053	-2.053	0	%100
276	M57	Z	3.555	3.555	0	%100
277	M58	X	-2.053	-2.053	0	%100
278	M58	Z	3.555	3.555	0	%100
279	M59	X	-2.053	-2.053	0	%100
280	M59	Z	3.555	3.555	0	%100

Member Distributed Loads (BLC 60 : Structure Wi (210 Deg)) (Continued)

	Member Label	Direction	Start Magnitude[lb...	End Magnitude[lb/ft,F,psf]	Start Location[ft,%]	End Location[ft,%]
281	M60	X	-2.053	-2.053	0	%100
282	M60	Z	3.555	3.555	0	%100
283	M61	X	-2.053	-2.053	0	%100
284	M61	Z	3.555	3.555	0	%100
285	M62	X	-2.053	-2.053	0	%100
286	M62	Z	3.555	3.555	0	%100
287	M1	X	-1.246	-1.246	0	%100
288	M1	Z	2.157	2.157	0	%100
289	M4	X	-.577	-.577	0	%100
290	M4	Z	.999	.999	0	%100
291	M5	X	-1.633	-1.633	0	%100
292	M5	Z	2.828	2.828	0	%100
293	M181	X	-.577	-.577	0	%100
294	M181	Z	.999	.999	0	%100
295	M182	X	-.577	-.577	0	%100
296	M182	Z	.999	.999	0	%100
297	M176A	X	-1.73	-1.73	0	%100
298	M176A	Z	2.996	2.996	0	%100
299	M182A	X	-1.73	-1.73	0	%100
300	M182A	Z	2.996	2.996	0	%100
301	M183	X	-1.73	-1.73	0	%100
302	M183	Z	2.996	2.996	0	%100
303	M177	X	-.577	-.577	0	%100
304	M177	Z	.999	.999	0	%100
305	M182B	X	-.577	-.577	0	%100
306	M182B	Z	.999	.999	0	%100
307	M183A	X	-.577	-.577	0	%100
308	M183A	Z	.999	.999	0	%100
309	M23	X	-.649	-.649	0	%100
310	M23	Z	1.124	1.124	0	%100
311	M24	X	-1.948	-1.948	0	%100
312	M24	Z	3.373	3.373	0	%100
313	M25	X	-.649	-.649	0	%100
314	M25	Z	1.124	1.124	0	%100
315	M26	X	-1.948	-1.948	0	%100
316	M26	Z	3.373	3.373	0	%100

Member Distributed Loads (BLC 61 : Structure Wi (240 Deg))

	Member Label	Direction	Start Magnitude[lb...	End Magnitude[lb/ft,F,psf]	Start Location[ft,%]	End Location[ft,%]
1	M67	X	-.285	-.285	0	%100
2	M67	Z	.164	.164	0	%100
3	M68	X	-.285	-.285	0	%100
4	M68	Z	.164	.164	0	%100
5	M69	X	-.285	-.285	0	%100
6	M69	Z	.164	.164	0	%100
7	M70	X	-.285	-.285	0	%100
8	M70	Z	.164	.164	0	%100
9	M83	X	-.285	-.285	0	%100
10	M83	Z	.164	.164	0	%100
11	M84	X	-.285	-.285	0	%100
12	M84	Z	.164	.164	0	%100

Member Distributed Loads (BLC 61 : Structure Wi (240 Deg)) (Continued)

	Member Label	Direction	Start Magnitude[lb...	End Magnitude[lb/ft,F,psf]	Start Location[ft,%]	End Location[ft,%]
13	M85	X	-.285	-.285	0	%100
14	M85	Z	.164	.164	0	%100
15	M86	X	-.285	-.285	0	%100
16	M86	Z	.164	.164	0	%100
17	M183B	X	-2.666	-2.666	0	%100
18	M183B	Z	1.539	1.539	0	%100
19	M184	X	-2.666	-2.666	0	%100
20	M184	Z	1.539	1.539	0	%100
21	M186	X	-2.666	-2.666	0	%100
22	M186	Z	1.539	1.539	0	%100
23	M187	X	-2.666	-2.666	0	%100
24	M187	Z	1.539	1.539	0	%100
25	M189	X	-2.666	-2.666	0	%100
26	M189	Z	1.539	1.539	0	%100
27	M190	X	-2.666	-2.666	0	%100
28	M190	Z	1.539	1.539	0	%100
29	M192	X	-2.666	-2.666	0	%100
30	M192	Z	1.539	1.539	0	%100
31	M193	X	-2.666	-2.666	0	%100
32	M193	Z	1.539	1.539	0	%100
33	M194	X	-2.666	-2.666	0	%100
34	M194	Z	1.539	1.539	0	%100
35	M195	X	-2.666	-2.666	0	%100
36	M195	Z	1.539	1.539	0	%100
37	M196	X	-2.666	-2.666	0	%100
38	M196	Z	1.539	1.539	0	%100
39	M197	X	-2.666	-2.666	0	%100
40	M197	Z	1.539	1.539	0	%100
41	M201	X	-2.666	-2.666	0	%100
42	M201	Z	1.539	1.539	0	%100
43	M202	X	-2.666	-2.666	0	%100
44	M202	Z	1.539	1.539	0	%100
45	M203	X	-2.666	-2.666	0	%100
46	M203	Z	1.539	1.539	0	%100
47	M204	X	-2.666	-2.666	0	%100
48	M204	Z	1.539	1.539	0	%100
49	M207	X	-2.666	-2.666	0	%100
50	M207	Z	1.539	1.539	0	%100
51	M208	X	-2.666	-2.666	0	%100
52	M208	Z	1.539	1.539	0	%100
53	M209	X	-2.666	-2.666	0	%100
54	M209	Z	1.539	1.539	0	%100
55	M210	X	-2.666	-2.666	0	%100
56	M210	Z	1.539	1.539	0	%100
57	M213	X	-2.666	-2.666	0	%100
58	M213	Z	1.539	1.539	0	%100
59	M214	X	-2.666	-2.666	0	%100
60	M214	Z	1.539	1.539	0	%100
61	M215	X	-2.666	-2.666	0	%100
62	M215	Z	1.539	1.539	0	%100
63	M216	X	-2.666	-2.666	0	%100
64	M216	Z	1.539	1.539	0	%100

Member Distributed Loads (BLC 61 : Structure Wi (240 Deg)) (Continued)

	Member Label	Direction	Start Magnitude[lb...	End Magnitude[lb/ft,F,psf]	Start Location[ft,%]	End Location[ft,%]
65	M147	X	-2.666	-2.666	0	%100
66	M147	Z	1.539	1.539	0	%100
67	M148	X	-2.666	-2.666	0	%100
68	M148	Z	1.539	1.539	0	%100
69	M149	X	-2.666	-2.666	0	%100
70	M149	Z	1.539	1.539	0	%100
71	M150	X	-2.666	-2.666	0	%100
72	M150	Z	1.539	1.539	0	%100
73	M153	X	-2.666	-2.666	0	%100
74	M153	Z	1.539	1.539	0	%100
75	M154	X	-2.666	-2.666	0	%100
76	M154	Z	1.539	1.539	0	%100
77	M155	X	-2.666	-2.666	0	%100
78	M155	Z	1.539	1.539	0	%100
79	M156	X	-2.666	-2.666	0	%100
80	M156	Z	1.539	1.539	0	%100
81	M159	X	-2.666	-2.666	0	%100
82	M159	Z	1.539	1.539	0	%100
83	M160	X	-2.666	-2.666	0	%100
84	M160	Z	1.539	1.539	0	%100
85	M161	X	-2.666	-2.666	0	%100
86	M161	Z	1.539	1.539	0	%100
87	M162	X	-2.666	-2.666	0	%100
88	M162	Z	1.539	1.539	0	%100
89	M12	X	-.646	-.646	0	%100
90	M12	Z	.373	.373	0	%100
91	M15	X	-2.619	-2.619	0	%100
92	M15	Z	1.512	1.512	0	%100
93	M16	X	-.853	-.853	0	%100
94	M16	Z	.492	.492	0	%100
95	M17	X	-.646	-.646	0	%100
96	M17	Z	.373	.373	0	%100
97	M20	X	-2.619	-2.619	0	%100
98	M20	Z	1.512	1.512	0	%100
99	M21	X	-.853	-.853	0	%100
100	M21	Z	.492	.492	0	%100
101	M169	X	-2.619	-2.619	0	%100
102	M169	Z	1.512	1.512	0	%100
103	M170	X	-2.619	-2.619	0	%100
104	M170	Z	1.512	1.512	0	%100
105	M175	X	-2.619	-2.619	0	%100
106	M175	Z	1.512	1.512	0	%100
107	M176	X	-2.619	-2.619	0	%100
108	M176	Z	1.512	1.512	0	%100
109	M166A	X	-.873	-.873	0	%100
110	M166A	Z	.504	.504	0	%100
111	M167	X	-.873	-.873	0	%100
112	M167	Z	.504	.504	0	%100
113	M178A	X	-.873	-.873	0	%100
114	M178A	Z	.504	.504	0	%100
115	M179	X	-.873	-.873	0	%100
116	M179	Z	.504	.504	0	%100

Member Distributed Loads (BLC 61 : Structure Wi (240 Deg)) (Continued)

	Member Label	Direction	Start Magnitude[lb...	End Magnitude[lb/ft,F,psf]	Start Location[ft,%]	End Location[ft,%]
117	M180	X	-.873	-.873	0	%100
118	M180	Z	.504	.504	0	%100
119	M181A	X	-.873	-.873	0	%100
120	M181A	Z	.504	.504	0	%100
121	M167A	X	-2.619	-2.619	0	%100
122	M167A	Z	1.512	1.512	0	%100
123	M168A	X	-2.619	-2.619	0	%100
124	M168A	Z	1.512	1.512	0	%100
125	M178	X	-2.619	-2.619	0	%100
126	M178	Z	1.512	1.512	0	%100
127	M179A	X	-2.619	-2.619	0	%100
128	M179A	Z	1.512	1.512	0	%100
129	M180A	X	-2.619	-2.619	0	%100
130	M180A	Z	1.512	1.512	0	%100
131	M181B	X	-2.619	-2.619	0	%100
132	M181B	Z	1.512	1.512	0	%100
133	M100	X	-.847	-.847	0	%100
134	M100	Z	.489	.489	0	%100
135	M101	X	-.847	-.847	0	%100
136	M101	Z	.489	.489	0	%100
137	M116	X	-2.433	-2.433	0	%100
138	M116	Z	1.405	1.405	0	%100
139	M120	X	-3.142	-3.142	0	%100
140	M120	Z	1.814	1.814	0	%100
141	M121	X	-3.375	-3.375	0	%100
142	M121	Z	1.948	1.948	0	%100
143	M103	X	-.26	-.26	0	%100
144	M103	Z	.15	.15	0	%100
145	MPC	X	-3.215	-3.215	0	%100
146	MPC	Z	1.856	1.856	0	%100
147	MP3C	X	-3.215	-3.215	0	%100
148	MP3C	Z	1.856	1.856	0	%100
149	MPCC	X	-3.215	-3.215	0	%100
150	MPCC	Z	1.856	1.856	0	%100
151	MP1A	X	-3.215	-3.215	0	%100
152	MP1A	Z	1.856	1.856	0	%100
153	MP82	X	-3.215	-3.215	0	%100
154	MP82	Z	1.856	1.856	0	%100
155	MP3A	X	-3.215	-3.215	0	%100
156	MP3A	Z	1.856	1.856	0	%100
157	MPG2	X	-3.215	-3.215	0	%100
158	MPG2	Z	1.856	1.856	0	%100
159	MP2C	X	-3.215	-3.215	0	%100
160	MP2C	Z	1.856	1.856	0	%100
161	MP2A	X	-3.215	-3.215	0	%100
162	MP2A	Z	1.856	1.856	0	%100
163	M97	X	-3.215	-3.215	0	%100
164	M97	Z	1.856	1.856	0	%100
165	MP3B	X	-3.215	-3.215	0	%100
166	MP3B	Z	1.856	1.856	0	%100
167	M105	X	-3.215	-3.215	0	%100
168	M105	Z	1.856	1.856	0	%100

Member Distributed Loads (BLC 61 : Structure Wi (240 Deg)) (Continued)

	Member Label	Direction	Start Magnitude[lb...	End Magnitude[lb/ft,F,psf]	Start Location[ft,%]	End Location[ft,%]
169	MP1B	X	-3.215	-3.215	0	%100
170	MP1B	Z	1.856	1.856	0	%100
171	MP2B	X	-3.215	-3.215	0	%100
172	MP2B	Z	1.856	1.856	0	%100
173	MP1C	X	-3.215	-3.215	0	%100
174	MP1C	Z	1.856	1.856	0	%100
175	M122	X	-3.436	-3.436	0	%100
176	M122	Z	1.983	1.983	0	%100
177	M123	X	-3.436	-3.436	0	%100
178	M123	Z	1.983	1.983	0	%100
179	M126	X	-3.436	-3.436	0	%100
180	M126	Z	1.983	1.983	0	%100
181	M134	X	-3.436	-3.436	0	%100
182	M134	Z	1.983	1.983	0	%100
183	M135	X	-3.436	-3.436	0	%100
184	M135	Z	1.983	1.983	0	%100
185	M136	X	-3.436	-3.436	0	%100
186	M136	Z	1.983	1.983	0	%100
187	M137	X	-3.436	-3.436	0	%100
188	M137	Z	1.983	1.983	0	%100
189	M138	X	-3.436	-3.436	0	%100
190	M138	Z	1.983	1.983	0	%100
191	M139	X	-3.436	-3.436	0	%100
192	M139	Z	1.983	1.983	0	%100
193	M140	X	-3.436	-3.436	0	%100
194	M140	Z	1.983	1.983	0	%100
195	M168	X	-3.436	-3.436	0	%100
196	M168	Z	1.983	1.983	0	%100
197	M169A	X	-3.436	-3.436	0	%100
198	M169A	Z	1.983	1.983	0	%100
199	M170A	X	-3.436	-3.436	0	%100
200	M170A	Z	1.983	1.983	0	%100
201	M171A	X	-3.436	-3.436	0	%100
202	M171A	Z	1.983	1.983	0	%100
203	M172A	X	-3.436	-3.436	0	%100
204	M172A	Z	1.983	1.983	0	%100
205	M173	X	-3.436	-3.436	0	%100
206	M173	Z	1.983	1.983	0	%100
207	M174	X	-3.436	-3.436	0	%100
208	M174	Z	1.983	1.983	0	%100
209	M175A	X	-3.436	-3.436	0	%100
210	M175A	Z	1.983	1.983	0	%100
211	M169B	X	-3.436	-3.436	0	%100
212	M169B	Z	1.983	1.983	0	%100
213	M170B	X	-3.436	-3.436	0	%100
214	M170B	Z	1.983	1.983	0	%100
215	M171	X	-3.436	-3.436	0	%100
216	M171	Z	1.983	1.983	0	%100
217	M172	X	-3.436	-3.436	0	%100
218	M172	Z	1.983	1.983	0	%100
219	M173A	X	-3.436	-3.436	0	%100
220	M173A	Z	1.983	1.983	0	%100

Member Distributed Loads (BLC 61 : Structure Wi (240 Deg)) (Continued)

	Member Label	Direction	Start Magnitude[lb...	End Magnitude[lb/ft,F,psf]	Start Location[ft,%]	End Location[ft,%]
221	M174A	X	-3.436	-3.436	0	%100
222	M174A	Z	1.983	1.983	0	%100
223	M175B	X	-3.436	-3.436	0	%100
224	M175B	Z	1.983	1.983	0	%100
225	M176B	X	-3.436	-3.436	0	%100
226	M176B	Z	1.983	1.983	0	%100
227	M33	X	-3.555	-3.555	0	%100
228	M33	Z	2.053	2.053	0	%100
229	M34	X	-3.555	-3.555	0	%100
230	M34	Z	2.053	2.053	0	%100
231	M35	X	-3.555	-3.555	0	%100
232	M35	Z	2.053	2.053	0	%100
233	M36	X	-3.555	-3.555	0	%100
234	M36	Z	2.053	2.053	0	%100
235	M37	X	-3.555	-3.555	0	%100
236	M37	Z	2.053	2.053	0	%100
237	M38	X	-3.555	-3.555	0	%100
238	M38	Z	2.053	2.053	0	%100
239	M39	X	-3.555	-3.555	0	%100
240	M39	Z	2.053	2.053	0	%100
241	M40	X	-3.555	-3.555	0	%100
242	M40	Z	2.053	2.053	0	%100
243	M41	X	-3.555	-3.555	0	%100
244	M41	Z	2.053	2.053	0	%100
245	M42	X	-3.555	-3.555	0	%100
246	M42	Z	2.053	2.053	0	%100
247	M43	X	-1.671	-1.671	0	%100
248	M43	Z	.965	.965	0	%100
249	M44	X	-1.671	-1.671	0	%100
250	M44	Z	.965	.965	0	%100
251	M45	X	-1.671	-1.671	0	%100
252	M45	Z	.965	.965	0	%100
253	M46	X	-1.671	-1.671	0	%100
254	M46	Z	.965	.965	0	%100
255	M47	X	-1.671	-1.671	0	%100
256	M47	Z	.965	.965	0	%100
257	M48	X	-1.671	-1.671	0	%100
258	M48	Z	.965	.965	0	%100
259	M49	X	-1.671	-1.671	0	%100
260	M49	Z	.965	.965	0	%100
261	M50	X	-1.671	-1.671	0	%100
262	M50	Z	.965	.965	0	%100
263	M51	X	-1.671	-1.671	0	%100
264	M51	Z	.965	.965	0	%100
265	M52	X	-1.671	-1.671	0	%100
266	M52	Z	.965	.965	0	%100
267	M53	X	-1.671	-1.671	0	%100
268	M53	Z	.965	.965	0	%100
269	M54	X	-1.671	-1.671	0	%100
270	M54	Z	.965	.965	0	%100
271	M55	X	-1.671	-1.671	0	%100
272	M55	Z	.965	.965	0	%100

Member Distributed Loads (BLC 61 : Structure Wi (240 Deg)) (Continued)

	Member Label	Direction	Start Magnitude[lb...	End Magnitude[lb/ft,F,psf]	Start Location[ft,%]	End Location[ft,%]
273	M56	X	-1.671	-1.671	0	%100
274	M56	Z	.965	.965	0	%100
275	M57	X	-1.671	-1.671	0	%100
276	M57	Z	.965	.965	0	%100
277	M58	X	-1.671	-1.671	0	%100
278	M58	Z	.965	.965	0	%100
279	M59	X	-1.671	-1.671	0	%100
280	M59	Z	.965	.965	0	%100
281	M60	X	-1.671	-1.671	0	%100
282	M60	Z	.965	.965	0	%100
283	M61	X	-1.671	-1.671	0	%100
284	M61	Z	.965	.965	0	%100
285	M62	X	-1.671	-1.671	0	%100
286	M62	Z	.965	.965	0	%100
287	M1	X	-.719	-.719	0	%100
288	M1	Z	.415	.415	0	%100
289	M4	X	-2.996	-2.996	0	%100
290	M4	Z	1.73	1.73	0	%100
291	M5	X	-.943	-.943	0	%100
292	M5	Z	.544	.544	0	%100
293	M181	X	-2.996	-2.996	0	%100
294	M181	Z	1.73	1.73	0	%100
295	M182	X	-2.996	-2.996	0	%100
296	M182	Z	1.73	1.73	0	%100
297	M176A	X	-.999	-.999	0	%100
298	M176A	Z	.577	.577	0	%100
299	M182A	X	-.999	-.999	0	%100
300	M182A	Z	.577	.577	0	%100
301	M183	X	-.999	-.999	0	%100
302	M183	Z	.577	.577	0	%100
303	M177	X	-2.996	-2.996	0	%100
304	M177	Z	1.73	1.73	0	%100
305	M182B	X	-2.996	-2.996	0	%100
306	M182B	Z	1.73	1.73	0	%100
307	M183A	X	-2.996	-2.996	0	%100
308	M183A	Z	1.73	1.73	0	%100
309	M23	X	-3.373	-3.373	0	%100
310	M23	Z	1.948	1.948	0	%100
311	M24	X	-1.124	-1.124	0	%100
312	M24	Z	.649	.649	0	%100
313	M25	X	-3.373	-3.373	0	%100
314	M25	Z	1.948	1.948	0	%100
315	M26	X	-1.124	-1.124	0	%100
316	M26	Z	.649	.649	0	%100

Member Distributed Loads (BLC 62 : Structure Wi (270 Deg))

	Member Label	Direction	Start Magnitude[lb...	End Magnitude[lb/ft,F,psf]	Start Location[ft,%]	End Location[ft,%]
1	M67	X	0	0	0	%100
2	M67	Z	0	0	0	%100
3	M68	X	0	0	0	%100
4	M68	Z	0	0	0	%100

Member Distributed Loads (BLC 62 : Structure Wi (270 Deg)) (Continued)

	Member Label	Direction	Start Magnitude[lb...	End Magnitude[lb/ft,F,psf]	Start Location[ft,%]	End Location[ft,%]
5	M69	X	0	0	0	%100
6	M69	Z	0	0	0	%100
7	M70	X	0	0	0	%100
8	M70	Z	0	0	0	%100
9	M83	X	0	0	0	%100
10	M83	Z	0	0	0	%100
11	M84	X	0	0	0	%100
12	M84	Z	0	0	0	%100
13	M85	X	0	0	0	%100
14	M85	Z	0	0	0	%100
15	M86	X	0	0	0	%100
16	M86	Z	0	0	0	%100
17	M183B	X	-3.078	-3.078	0	%100
18	M183B	Z	0	0	0	%100
19	M184	X	-3.078	-3.078	0	%100
20	M184	Z	0	0	0	%100
21	M186	X	-3.078	-3.078	0	%100
22	M186	Z	0	0	0	%100
23	M187	X	-3.078	-3.078	0	%100
24	M187	Z	0	0	0	%100
25	M189	X	-3.078	-3.078	0	%100
26	M189	Z	0	0	0	%100
27	M190	X	-3.078	-3.078	0	%100
28	M190	Z	0	0	0	%100
29	M192	X	-3.078	-3.078	0	%100
30	M192	Z	0	0	0	%100
31	M193	X	-3.078	-3.078	0	%100
32	M193	Z	0	0	0	%100
33	M194	X	-3.078	-3.078	0	%100
34	M194	Z	0	0	0	%100
35	M195	X	-3.078	-3.078	0	%100
36	M195	Z	0	0	0	%100
37	M196	X	-3.078	-3.078	0	%100
38	M196	Z	0	0	0	%100
39	M197	X	-3.078	-3.078	0	%100
40	M197	Z	0	0	0	%100
41	M201	X	-3.078	-3.078	0	%100
42	M201	Z	0	0	0	%100
43	M202	X	-3.078	-3.078	0	%100
44	M202	Z	0	0	0	%100
45	M203	X	-3.078	-3.078	0	%100
46	M203	Z	0	0	0	%100
47	M204	X	-3.078	-3.078	0	%100
48	M204	Z	0	0	0	%100
49	M207	X	-3.078	-3.078	0	%100
50	M207	Z	0	0	0	%100
51	M208	X	-3.078	-3.078	0	%100
52	M208	Z	0	0	0	%100
53	M209	X	-3.078	-3.078	0	%100
54	M209	Z	0	0	0	%100
55	M210	X	-3.078	-3.078	0	%100
56	M210	Z	0	0	0	%100

Member Distributed Loads (BLC 62 : Structure Wi (270 Deg)) (Continued)

	Member Label	Direction	Start Magnitude[lb...	End Magnitude[lb/ft,F,psf]	Start Location[ft,%]	End Location[ft,%]
57	M213	X	-3.078	-3.078	0	%100
58	M213	Z	0	0	0	%100
59	M214	X	-3.078	-3.078	0	%100
60	M214	Z	0	0	0	%100
61	M215	X	-3.078	-3.078	0	%100
62	M215	Z	0	0	0	%100
63	M216	X	-3.078	-3.078	0	%100
64	M216	Z	0	0	0	%100
65	M147	X	-3.078	-3.078	0	%100
66	M147	Z	0	0	0	%100
67	M148	X	-3.078	-3.078	0	%100
68	M148	Z	0	0	0	%100
69	M149	X	-3.078	-3.078	0	%100
70	M149	Z	0	0	0	%100
71	M150	X	-3.078	-3.078	0	%100
72	M150	Z	0	0	0	%100
73	M153	X	-3.078	-3.078	0	%100
74	M153	Z	0	0	0	%100
75	M154	X	-3.078	-3.078	0	%100
76	M154	Z	0	0	0	%100
77	M155	X	-3.078	-3.078	0	%100
78	M155	Z	0	0	0	%100
79	M156	X	-3.078	-3.078	0	%100
80	M156	Z	0	0	0	%100
81	M159	X	-3.078	-3.078	0	%100
82	M159	Z	0	0	0	%100
83	M160	X	-3.078	-3.078	0	%100
84	M160	Z	0	0	0	%100
85	M161	X	-3.078	-3.078	0	%100
86	M161	Z	0	0	0	%100
87	M162	X	-3.078	-3.078	0	%100
88	M162	Z	0	0	0	%100
89	M12	X	0	0	0	%100
90	M12	Z	0	0	0	%100
91	M15	X	-4.032	-4.032	0	%100
92	M15	Z	0	0	0	%100
93	M16	X	0	0	0	%100
94	M16	Z	0	0	0	%100
95	M17	X	0	0	0	%100
96	M17	Z	0	0	0	%100
97	M20	X	-4.032	-4.032	0	%100
98	M20	Z	0	0	0	%100
99	M21	X	0	0	0	%100
100	M21	Z	0	0	0	%100
101	M169	X	-4.032	-4.032	0	%100
102	M169	Z	0	0	0	%100
103	M170	X	-4.032	-4.032	0	%100
104	M170	Z	0	0	0	%100
105	M175	X	-4.032	-4.032	0	%100
106	M175	Z	0	0	0	%100
107	M176	X	-4.032	-4.032	0	%100
108	M176	Z	0	0	0	%100

Member Distributed Loads (BLC 62 : Structure Wi (270 Deg)) (Continued)

	Member Label	Direction	Start Magnitude[lb...	End Magnitude[lb/ft,F,psf]	Start Location[ft,%]	End Location[ft,%]
109	M166A	X	0	0	0	%100
110	M166A	Z	0	0	0	%100
111	M167	X	0	0	0	%100
112	M167	Z	0	0	0	%100
113	M178A	X	0	0	0	%100
114	M178A	Z	0	0	0	%100
115	M179	X	0	0	0	%100
116	M179	Z	0	0	0	%100
117	M180	X	0	0	0	%100
118	M180	Z	0	0	0	%100
119	M181A	X	0	0	0	%100
120	M181A	Z	0	0	0	%100
121	M167A	X	-4.032	-4.032	0	%100
122	M167A	Z	0	0	0	%100
123	M168A	X	-4.032	-4.032	0	%100
124	M168A	Z	0	0	0	%100
125	M178	X	-4.032	-4.032	0	%100
126	M178	Z	0	0	0	%100
127	M179A	X	-4.032	-4.032	0	%100
128	M179A	Z	0	0	0	%100
129	M180A	X	-4.032	-4.032	0	%100
130	M180A	Z	0	0	0	%100
131	M181B	X	-4.032	-4.032	0	%100
132	M181B	Z	0	0	0	%100
133	M100	X	0	0	0	%100
134	M100	Z	0	0	0	%100
135	M101	X	0	0	0	%100
136	M101	Z	0	0	0	%100
137	M116	X	-2.402	-2.402	0	%100
138	M116	Z	0	0	0	%100
139	M120	X	-3.979	-3.979	0	%100
140	M120	Z	0	0	0	%100
141	M121	X	-3.394	-3.394	0	%100
142	M121	Z	0	0	0	%100
143	M103	X	-1.955	-1.955	0	%100
144	M103	Z	0	0	0	%100
145	MPC	X	-3.712	-3.712	0	%100
146	MPC	Z	0	0	0	%100
147	MP3C	X	-3.712	-3.712	0	%100
148	MP3C	Z	0	0	0	%100
149	MPCC	X	-3.712	-3.712	0	%100
150	MPCC	Z	0	0	0	%100
151	MP1A	X	-3.712	-3.712	0	%100
152	MP1A	Z	0	0	0	%100
153	MP82	X	-3.712	-3.712	0	%100
154	MP82	Z	0	0	0	%100
155	MP3A	X	-3.712	-3.712	0	%100
156	MP3A	Z	0	0	0	%100
157	MPG2	X	-3.712	-3.712	0	%100
158	MPG2	Z	0	0	0	%100
159	MP2C	X	-3.712	-3.712	0	%100
160	MP2C	Z	0	0	0	%100

Member Distributed Loads (BLC 62 : Structure Wi (270 Deg)) (Continued)

	Member Label	Direction	Start Magnitude[lb...	End Magnitude[lb/ft,F,psf]	Start Location[ft,%]	End Location[ft,%]
161	MP2A	X	-3.712	-3.712	0	%100
162	MP2A	Z	0	0	0	%100
163	M97	X	-3.712	-3.712	0	%100
164	M97	Z	0	0	0	%100
165	MP3B	X	-3.712	-3.712	0	%100
166	MP3B	Z	0	0	0	%100
167	M105	X	-3.712	-3.712	0	%100
168	M105	Z	0	0	0	%100
169	MP1B	X	-3.712	-3.712	0	%100
170	MP1B	Z	0	0	0	%100
171	MP2B	X	-3.712	-3.712	0	%100
172	MP2B	Z	0	0	0	%100
173	MP1C	X	-3.712	-3.712	0	%100
174	MP1C	Z	0	0	0	%100
175	M122	X	-3.967	-3.967	0	%100
176	M122	Z	0	0	0	%100
177	M123	X	-3.967	-3.967	0	%100
178	M123	Z	0	0	0	%100
179	M126	X	-3.967	-3.967	0	%100
180	M126	Z	0	0	0	%100
181	M134	X	-3.967	-3.967	0	%100
182	M134	Z	0	0	0	%100
183	M135	X	-3.967	-3.967	0	%100
184	M135	Z	0	0	0	%100
185	M136	X	-3.967	-3.967	0	%100
186	M136	Z	0	0	0	%100
187	M137	X	-3.967	-3.967	0	%100
188	M137	Z	0	0	0	%100
189	M138	X	-3.967	-3.967	0	%100
190	M138	Z	0	0	0	%100
191	M139	X	-3.967	-3.967	0	%100
192	M139	Z	0	0	0	%100
193	M140	X	-3.967	-3.967	0	%100
194	M140	Z	0	0	0	%100
195	M168	X	-3.967	-3.967	0	%100
196	M168	Z	0	0	0	%100
197	M169A	X	-3.967	-3.967	0	%100
198	M169A	Z	0	0	0	%100
199	M170A	X	-3.967	-3.967	0	%100
200	M170A	Z	0	0	0	%100
201	M171A	X	-3.967	-3.967	0	%100
202	M171A	Z	0	0	0	%100
203	M172A	X	-3.967	-3.967	0	%100
204	M172A	Z	0	0	0	%100
205	M173	X	-3.967	-3.967	0	%100
206	M173	Z	0	0	0	%100
207	M174	X	-3.967	-3.967	0	%100
208	M174	Z	0	0	0	%100
209	M175A	X	-3.967	-3.967	0	%100
210	M175A	Z	0	0	0	%100
211	M169B	X	-3.967	-3.967	0	%100
212	M169B	Z	0	0	0	%100

Member Distributed Loads (BLC 62 : Structure Wi (270 Deg)) (Continued)

	Member Label	Direction	Start Magnitude[lb...	End Magnitude[lb/ft,F,psf]	Start Location[ft,%]	End Location[ft,%]
213	M170B	X	-3.967	-3.967	0	%100
214	M170B	Z	0	0	0	%100
215	M171	X	-3.967	-3.967	0	%100
216	M171	Z	0	0	0	%100
217	M172	X	-3.967	-3.967	0	%100
218	M172	Z	0	0	0	%100
219	M173A	X	-3.967	-3.967	0	%100
220	M173A	Z	0	0	0	%100
221	M174A	X	-3.967	-3.967	0	%100
222	M174A	Z	0	0	0	%100
223	M175B	X	-3.967	-3.967	0	%100
224	M175B	Z	0	0	0	%100
225	M176B	X	-3.967	-3.967	0	%100
226	M176B	Z	0	0	0	%100
227	M33	X	-5.193	-5.193	0	%100
228	M33	Z	0	0	0	%100
229	M34	X	-5.193	-5.193	0	%100
230	M34	Z	0	0	0	%100
231	M35	X	-5.193	-5.193	0	%100
232	M35	Z	0	0	0	%100
233	M36	X	-5.193	-5.193	0	%100
234	M36	Z	0	0	0	%100
235	M37	X	-5.193	-5.193	0	%100
236	M37	Z	0	0	0	%100
237	M38	X	-5.193	-5.193	0	%100
238	M38	Z	0	0	0	%100
239	M39	X	-5.193	-5.193	0	%100
240	M39	Z	0	0	0	%100
241	M40	X	-5.193	-5.193	0	%100
242	M40	Z	0	0	0	%100
243	M41	X	-5.193	-5.193	0	%100
244	M41	Z	0	0	0	%100
245	M42	X	-5.193	-5.193	0	%100
246	M42	Z	0	0	0	%100
247	M43	X	-.842	-.842	0	%100
248	M43	Z	0	0	0	%100
249	M44	X	-.842	-.842	0	%100
250	M44	Z	0	0	0	%100
251	M45	X	-.842	-.842	0	%100
252	M45	Z	0	0	0	%100
253	M46	X	-.842	-.842	0	%100
254	M46	Z	0	0	0	%100
255	M47	X	-.842	-.842	0	%100
256	M47	Z	0	0	0	%100
257	M48	X	-.842	-.842	0	%100
258	M48	Z	0	0	0	%100
259	M49	X	-.842	-.842	0	%100
260	M49	Z	0	0	0	%100
261	M50	X	-.842	-.842	0	%100
262	M50	Z	0	0	0	%100
263	M51	X	-.842	-.842	0	%100
264	M51	Z	0	0	0	%100

Member Distributed Loads (BLC 62 : Structure Wi (270 Deg)) (Continued)

	Member Label	Direction	Start Magnitude[lb...	End Magnitude[lb/ft,F,psf]	Start Location[ft,%]	End Location[ft,%]
265	M52	X	-.842	-.842	0	%100
266	M52	Z	0	0	0	%100
267	M53	X	-.842	-.842	0	%100
268	M53	Z	0	0	0	%100
269	M54	X	-.842	-.842	0	%100
270	M54	Z	0	0	0	%100
271	M55	X	-.842	-.842	0	%100
272	M55	Z	0	0	0	%100
273	M56	X	-.842	-.842	0	%100
274	M56	Z	0	0	0	%100
275	M57	X	-.842	-.842	0	%100
276	M57	Z	0	0	0	%100
277	M58	X	-.842	-.842	0	%100
278	M58	Z	0	0	0	%100
279	M59	X	-.842	-.842	0	%100
280	M59	Z	0	0	0	%100
281	M60	X	-.842	-.842	0	%100
282	M60	Z	0	0	0	%100
283	M61	X	-.842	-.842	0	%100
284	M61	Z	0	0	0	%100
285	M62	X	-.842	-.842	0	%100
286	M62	Z	0	0	0	%100
287	M1	X	0	0	0	%100
288	M1	Z	0	0	0	%100
289	M4	X	-4.613	-4.613	0	%100
290	M4	Z	0	0	0	%100
291	M5	X	0	0	0	%100
292	M5	Z	0	0	0	%100
293	M181	X	-4.613	-4.613	0	%100
294	M181	Z	0	0	0	%100
295	M182	X	-4.613	-4.613	0	%100
296	M182	Z	0	0	0	%100
297	M176A	X	0	0	0	%100
298	M176A	Z	0	0	0	%100
299	M182A	X	0	0	0	%100
300	M182A	Z	0	0	0	%100
301	M183	X	0	0	0	%100
302	M183	Z	0	0	0	%100
303	M177	X	-4.613	-4.613	0	%100
304	M177	Z	0	0	0	%100
305	M182B	X	-4.613	-4.613	0	%100
306	M182B	Z	0	0	0	%100
307	M183A	X	-4.613	-4.613	0	%100
308	M183A	Z	0	0	0	%100
309	M23	X	-5.193	-5.193	0	%100
310	M23	Z	0	0	0	%100
311	M24	X	0	0	0	%100
312	M24	Z	0	0	0	%100
313	M25	X	-5.193	-5.193	0	%100
314	M25	Z	0	0	0	%100
315	M26	X	0	0	0	%100
316	M26	Z	0	0	0	%100

Member Distributed Loads (BLC 63 : Structure Wi (300 Deg))

	Member Label	Direction	Start Magnitude[lb...	End Magnitude[lb/ft,F,psf]	Start Location[ft,%]	End Location[ft,%]
1	M67	X	-.285	-.285	0	%100
2	M67	Z	-.164	-.164	0	%100
3	M68	X	-.285	-.285	0	%100
4	M68	Z	-.164	-.164	0	%100
5	M69	X	-.285	-.285	0	%100
6	M69	Z	-.164	-.164	0	%100
7	M70	X	-.285	-.285	0	%100
8	M70	Z	-.164	-.164	0	%100
9	M83	X	-.285	-.285	0	%100
10	M83	Z	-.164	-.164	0	%100
11	M84	X	-.285	-.285	0	%100
12	M84	Z	-.164	-.164	0	%100
13	M85	X	-.285	-.285	0	%100
14	M85	Z	-.164	-.164	0	%100
15	M86	X	-.285	-.285	0	%100
16	M86	Z	-.164	-.164	0	%100
17	M183B	X	-2.666	-2.666	0	%100
18	M183B	Z	-1.539	-1.539	0	%100
19	M184	X	-2.666	-2.666	0	%100
20	M184	Z	-1.539	-1.539	0	%100
21	M186	X	-2.666	-2.666	0	%100
22	M186	Z	-1.539	-1.539	0	%100
23	M187	X	-2.666	-2.666	0	%100
24	M187	Z	-1.539	-1.539	0	%100
25	M189	X	-2.666	-2.666	0	%100
26	M189	Z	-1.539	-1.539	0	%100
27	M190	X	-2.666	-2.666	0	%100
28	M190	Z	-1.539	-1.539	0	%100
29	M192	X	-2.666	-2.666	0	%100
30	M192	Z	-1.539	-1.539	0	%100
31	M193	X	-2.666	-2.666	0	%100
32	M193	Z	-1.539	-1.539	0	%100
33	M194	X	-2.666	-2.666	0	%100
34	M194	Z	-1.539	-1.539	0	%100
35	M195	X	-2.666	-2.666	0	%100
36	M195	Z	-1.539	-1.539	0	%100
37	M196	X	-2.666	-2.666	0	%100
38	M196	Z	-1.539	-1.539	0	%100
39	M197	X	-2.666	-2.666	0	%100
40	M197	Z	-1.539	-1.539	0	%100
41	M201	X	-2.666	-2.666	0	%100
42	M201	Z	-1.539	-1.539	0	%100
43	M202	X	-2.666	-2.666	0	%100
44	M202	Z	-1.539	-1.539	0	%100
45	M203	X	-2.666	-2.666	0	%100
46	M203	Z	-1.539	-1.539	0	%100
47	M204	X	-2.666	-2.666	0	%100
48	M204	Z	-1.539	-1.539	0	%100
49	M207	X	-2.666	-2.666	0	%100
50	M207	Z	-1.539	-1.539	0	%100
51	M208	X	-2.666	-2.666	0	%100
52	M208	Z	-1.539	-1.539	0	%100

Member Distributed Loads (BLC 63 : Structure Wi (300 Deg)) (Continued)

	Member Label	Direction	Start Magnitude[lb...	End Magnitude[lb/ft,F,psf]	Start Location[ft,%]	End Location[ft,%]
53	M209	X	-2.666	-2.666	0	%100
54	M209	Z	-1.539	-1.539	0	%100
55	M210	X	-2.666	-2.666	0	%100
56	M210	Z	-1.539	-1.539	0	%100
57	M213	X	-2.666	-2.666	0	%100
58	M213	Z	-1.539	-1.539	0	%100
59	M214	X	-2.666	-2.666	0	%100
60	M214	Z	-1.539	-1.539	0	%100
61	M215	X	-2.666	-2.666	0	%100
62	M215	Z	-1.539	-1.539	0	%100
63	M216	X	-2.666	-2.666	0	%100
64	M216	Z	-1.539	-1.539	0	%100
65	M147	X	-2.666	-2.666	0	%100
66	M147	Z	-1.539	-1.539	0	%100
67	M148	X	-2.666	-2.666	0	%100
68	M148	Z	-1.539	-1.539	0	%100
69	M149	X	-2.666	-2.666	0	%100
70	M149	Z	-1.539	-1.539	0	%100
71	M150	X	-2.666	-2.666	0	%100
72	M150	Z	-1.539	-1.539	0	%100
73	M153	X	-2.666	-2.666	0	%100
74	M153	Z	-1.539	-1.539	0	%100
75	M154	X	-2.666	-2.666	0	%100
76	M154	Z	-1.539	-1.539	0	%100
77	M155	X	-2.666	-2.666	0	%100
78	M155	Z	-1.539	-1.539	0	%100
79	M156	X	-2.666	-2.666	0	%100
80	M156	Z	-1.539	-1.539	0	%100
81	M159	X	-2.666	-2.666	0	%100
82	M159	Z	-1.539	-1.539	0	%100
83	M160	X	-2.666	-2.666	0	%100
84	M160	Z	-1.539	-1.539	0	%100
85	M161	X	-2.666	-2.666	0	%100
86	M161	Z	-1.539	-1.539	0	%100
87	M162	X	-2.666	-2.666	0	%100
88	M162	Z	-1.539	-1.539	0	%100
89	M12	X	-.646	-.646	0	%100
90	M12	Z	-.373	-.373	0	%100
91	M15	X	-2.619	-2.619	0	%100
92	M15	Z	-1.512	-1.512	0	%100
93	M16	X	-.853	-.853	0	%100
94	M16	Z	-.492	-.492	0	%100
95	M17	X	-.646	-.646	0	%100
96	M17	Z	-.373	-.373	0	%100
97	M20	X	-2.619	-2.619	0	%100
98	M20	Z	-1.512	-1.512	0	%100
99	M21	X	-.853	-.853	0	%100
100	M21	Z	-.492	-.492	0	%100
101	M169	X	-2.619	-2.619	0	%100
102	M169	Z	-1.512	-1.512	0	%100
103	M170	X	-2.619	-2.619	0	%100
104	M170	Z	-1.512	-1.512	0	%100

Member Distributed Loads (BLC 63 : Structure Wi (300 Deg)) (Continued)

	Member Label	Direction	Start Magnitude[lb...	End Magnitude[lb/ft,F,psf]	Start Location[ft,%]	End Location[ft,%]
105	M175	X	-2.619	-2.619	0	%100
106	M175	Z	-1.512	-1.512	0	%100
107	M176	X	-2.619	-2.619	0	%100
108	M176	Z	-1.512	-1.512	0	%100
109	M166A	X	-.873	-.873	0	%100
110	M166A	Z	-.504	-.504	0	%100
111	M167	X	-.873	-.873	0	%100
112	M167	Z	-.504	-.504	0	%100
113	M178A	X	-.873	-.873	0	%100
114	M178A	Z	-.504	-.504	0	%100
115	M179	X	-.873	-.873	0	%100
116	M179	Z	-.504	-.504	0	%100
117	M180	X	-.873	-.873	0	%100
118	M180	Z	-.504	-.504	0	%100
119	M181A	X	-.873	-.873	0	%100
120	M181A	Z	-.504	-.504	0	%100
121	M167A	X	-2.619	-2.619	0	%100
122	M167A	Z	-1.512	-1.512	0	%100
123	M168A	X	-2.619	-2.619	0	%100
124	M168A	Z	-1.512	-1.512	0	%100
125	M178	X	-2.619	-2.619	0	%100
126	M178	Z	-1.512	-1.512	0	%100
127	M179A	X	-2.619	-2.619	0	%100
128	M179A	Z	-1.512	-1.512	0	%100
129	M180A	X	-2.619	-2.619	0	%100
130	M180A	Z	-1.512	-1.512	0	%100
131	M181B	X	-2.619	-2.619	0	%100
132	M181B	Z	-1.512	-1.512	0	%100
133	M100	X	-.847	-.847	0	%100
134	M100	Z	-.489	-.489	0	%100
135	M101	X	-.847	-.847	0	%100
136	M101	Z	-.489	-.489	0	%100
137	M116	X	-2.433	-2.433	0	%100
138	M116	Z	-1.405	-1.405	0	%100
139	M120	X	-3.142	-3.142	0	%100
140	M120	Z	-1.814	-1.814	0	%100
141	M121	X	-2.587	-2.587	0	%100
142	M121	Z	-1.494	-1.494	0	%100
143	M103	X	-3.04	-3.04	0	%100
144	M103	Z	-1.755	-1.755	0	%100
145	MPC	X	-3.215	-3.215	0	%100
146	MPC	Z	-1.856	-1.856	0	%100
147	MP3C	X	-3.215	-3.215	0	%100
148	MP3C	Z	-1.856	-1.856	0	%100
149	MPCC	X	-3.215	-3.215	0	%100
150	MPCC	Z	-1.856	-1.856	0	%100
151	MP1A	X	-3.215	-3.215	0	%100
152	MP1A	Z	-1.856	-1.856	0	%100
153	MP82	X	-3.215	-3.215	0	%100
154	MP82	Z	-1.856	-1.856	0	%100
155	MP3A	X	-3.215	-3.215	0	%100
156	MP3A	Z	-1.856	-1.856	0	%100

Member Distributed Loads (BLC 63 : Structure Wi (300 Deg)) (Continued)

	Member Label	Direction	Start Magnitude[lb...	End Magnitude[lb/ft,F,psf]	Start Location[ft,%]	End Location[ft,%]
157	MPG2	X	-3.215	-3.215	0	%100
158	MPG2	Z	-1.856	-1.856	0	%100
159	MP2C	X	-3.215	-3.215	0	%100
160	MP2C	Z	-1.856	-1.856	0	%100
161	MP2A	X	-3.215	-3.215	0	%100
162	MP2A	Z	-1.856	-1.856	0	%100
163	M97	X	-3.215	-3.215	0	%100
164	M97	Z	-1.856	-1.856	0	%100
165	MP3B	X	-3.215	-3.215	0	%100
166	MP3B	Z	-1.856	-1.856	0	%100
167	M105	X	-3.215	-3.215	0	%100
168	M105	Z	-1.856	-1.856	0	%100
169	MP1B	X	-3.215	-3.215	0	%100
170	MP1B	Z	-1.856	-1.856	0	%100
171	MP2B	X	-3.215	-3.215	0	%100
172	MP2B	Z	-1.856	-1.856	0	%100
173	MP1C	X	-3.215	-3.215	0	%100
174	MP1C	Z	-1.856	-1.856	0	%100
175	M122	X	-3.436	-3.436	0	%100
176	M122	Z	-1.983	-1.983	0	%100
177	M123	X	-3.436	-3.436	0	%100
178	M123	Z	-1.983	-1.983	0	%100
179	M126	X	-3.436	-3.436	0	%100
180	M126	Z	-1.983	-1.983	0	%100
181	M134	X	-3.436	-3.436	0	%100
182	M134	Z	-1.983	-1.983	0	%100
183	M135	X	-3.436	-3.436	0	%100
184	M135	Z	-1.983	-1.983	0	%100
185	M136	X	-3.436	-3.436	0	%100
186	M136	Z	-1.983	-1.983	0	%100
187	M137	X	-3.436	-3.436	0	%100
188	M137	Z	-1.983	-1.983	0	%100
189	M138	X	-3.436	-3.436	0	%100
190	M138	Z	-1.983	-1.983	0	%100
191	M139	X	-3.436	-3.436	0	%100
192	M139	Z	-1.983	-1.983	0	%100
193	M140	X	-3.436	-3.436	0	%100
194	M140	Z	-1.983	-1.983	0	%100
195	M168	X	-3.436	-3.436	0	%100
196	M168	Z	-1.983	-1.983	0	%100
197	M169A	X	-3.436	-3.436	0	%100
198	M169A	Z	-1.983	-1.983	0	%100
199	M170A	X	-3.436	-3.436	0	%100
200	M170A	Z	-1.983	-1.983	0	%100
201	M171A	X	-3.436	-3.436	0	%100
202	M171A	Z	-1.983	-1.983	0	%100
203	M172A	X	-3.436	-3.436	0	%100
204	M172A	Z	-1.983	-1.983	0	%100
205	M173	X	-3.436	-3.436	0	%100
206	M173	Z	-1.983	-1.983	0	%100
207	M174	X	-3.436	-3.436	0	%100
208	M174	Z	-1.983	-1.983	0	%100

Member Distributed Loads (BLC 63 : Structure Wi (300 Deg)) (Continued)

	Member Label	Direction	Start Magnitude[lb...	End Magnitude[lb/ft,F,psf]	Start Location[ft,%]	End Location[ft,%]
209	M175A	X	-3.436	-3.436	0	%100
210	M175A	Z	-1.983	-1.983	0	%100
211	M169B	X	-3.436	-3.436	0	%100
212	M169B	Z	-1.983	-1.983	0	%100
213	M170B	X	-3.436	-3.436	0	%100
214	M170B	Z	-1.983	-1.983	0	%100
215	M171	X	-3.436	-3.436	0	%100
216	M171	Z	-1.983	-1.983	0	%100
217	M172	X	-3.436	-3.436	0	%100
218	M172	Z	-1.983	-1.983	0	%100
219	M173A	X	-3.436	-3.436	0	%100
220	M173A	Z	-1.983	-1.983	0	%100
221	M174A	X	-3.436	-3.436	0	%100
222	M174A	Z	-1.983	-1.983	0	%100
223	M175B	X	-3.436	-3.436	0	%100
224	M175B	Z	-1.983	-1.983	0	%100
225	M176B	X	-3.436	-3.436	0	%100
226	M176B	Z	-1.983	-1.983	0	%100
227	M33	X	-3.555	-3.555	0	%100
228	M33	Z	-2.053	-2.053	0	%100
229	M34	X	-3.555	-3.555	0	%100
230	M34	Z	-2.053	-2.053	0	%100
231	M35	X	-3.555	-3.555	0	%100
232	M35	Z	-2.053	-2.053	0	%100
233	M36	X	-3.555	-3.555	0	%100
234	M36	Z	-2.053	-2.053	0	%100
235	M37	X	-3.555	-3.555	0	%100
236	M37	Z	-2.053	-2.053	0	%100
237	M38	X	-3.555	-3.555	0	%100
238	M38	Z	-2.053	-2.053	0	%100
239	M39	X	-3.555	-3.555	0	%100
240	M39	Z	-2.053	-2.053	0	%100
241	M40	X	-3.555	-3.555	0	%100
242	M40	Z	-2.053	-2.053	0	%100
243	M41	X	-3.555	-3.555	0	%100
244	M41	Z	-2.053	-2.053	0	%100
245	M42	X	-3.555	-3.555	0	%100
246	M42	Z	-2.053	-2.053	0	%100
247	M43	X	-1.671	-1.671	0	%100
248	M43	Z	-.965	-.965	0	%100
249	M44	X	-1.671	-1.671	0	%100
250	M44	Z	-.965	-.965	0	%100
251	M45	X	-1.671	-1.671	0	%100
252	M45	Z	-.965	-.965	0	%100
253	M46	X	-1.671	-1.671	0	%100
254	M46	Z	-.965	-.965	0	%100
255	M47	X	-1.671	-1.671	0	%100
256	M47	Z	-.965	-.965	0	%100
257	M48	X	-1.671	-1.671	0	%100
258	M48	Z	-.965	-.965	0	%100
259	M49	X	-1.671	-1.671	0	%100
260	M49	Z	-.965	-.965	0	%100

Member Distributed Loads (BLC 63 : Structure Wi (300 Deg)) (Continued)

	Member Label	Direction	Start Magnitude[lb...	End Magnitude[lb/ft,F,psf]	Start Location[ft,%]	End Location[ft,%]
261	M50	X	-1.671	-1.671	0	%100
262	M50	Z	-.965	-.965	0	%100
263	M51	X	-1.671	-1.671	0	%100
264	M51	Z	-.965	-.965	0	%100
265	M52	X	-1.671	-1.671	0	%100
266	M52	Z	-.965	-.965	0	%100
267	M53	X	-1.671	-1.671	0	%100
268	M53	Z	-.965	-.965	0	%100
269	M54	X	-1.671	-1.671	0	%100
270	M54	Z	-.965	-.965	0	%100
271	M55	X	-1.671	-1.671	0	%100
272	M55	Z	-.965	-.965	0	%100
273	M56	X	-1.671	-1.671	0	%100
274	M56	Z	-.965	-.965	0	%100
275	M57	X	-1.671	-1.671	0	%100
276	M57	Z	-.965	-.965	0	%100
277	M58	X	-1.671	-1.671	0	%100
278	M58	Z	-.965	-.965	0	%100
279	M59	X	-1.671	-1.671	0	%100
280	M59	Z	-.965	-.965	0	%100
281	M60	X	-1.671	-1.671	0	%100
282	M60	Z	-.965	-.965	0	%100
283	M61	X	-1.671	-1.671	0	%100
284	M61	Z	-.965	-.965	0	%100
285	M62	X	-1.671	-1.671	0	%100
286	M62	Z	-.965	-.965	0	%100
287	M1	X	-.719	-.719	0	%100
288	M1	Z	-.415	-.415	0	%100
289	M4	X	-2.996	-2.996	0	%100
290	M4	Z	-1.73	-1.73	0	%100
291	M5	X	-.943	-.943	0	%100
292	M5	Z	-.544	-.544	0	%100
293	M181	X	-2.996	-2.996	0	%100
294	M181	Z	-1.73	-1.73	0	%100
295	M182	X	-2.996	-2.996	0	%100
296	M182	Z	-1.73	-1.73	0	%100
297	M176A	X	-.999	-.999	0	%100
298	M176A	Z	-.577	-.577	0	%100
299	M182A	X	-.999	-.999	0	%100
300	M182A	Z	-.577	-.577	0	%100
301	M183	X	-.999	-.999	0	%100
302	M183	Z	-.577	-.577	0	%100
303	M177	X	-2.996	-2.996	0	%100
304	M177	Z	-1.73	-1.73	0	%100
305	M182B	X	-2.996	-2.996	0	%100
306	M182B	Z	-1.73	-1.73	0	%100
307	M183A	X	-2.996	-2.996	0	%100
308	M183A	Z	-1.73	-1.73	0	%100
309	M23	X	-3.373	-3.373	0	%100
310	M23	Z	-1.948	-1.948	0	%100
311	M24	X	-1.124	-1.124	0	%100
312	M24	Z	-.649	-.649	0	%100

Member Distributed Loads (BLC 63 : Structure Wi (300 Deg)) (Continued)

	Member Label	Direction	Start Magnitude[lb...	End Magnitude[lb/ft,F,psf]	Start Location[ft,%]	End Location[ft,%]
313	M25	X	-3.373	-3.373	0	%100
314	M25	Z	-1.948	-1.948	0	%100
315	M26	X	-1.124	-1.124	0	%100
316	M26	Z	-.649	-.649	0	%100

Member Distributed Loads (BLC 64 : Structure Wi (330 Deg))

	Member Label	Direction	Start Magnitude[lb...	End Magnitude[lb/ft,F,psf]	Start Location[ft,%]	End Location[ft,%]
1	M67	X	-.493	-.493	0	%100
2	M67	Z	-.855	-.855	0	%100
3	M68	X	-.493	-.493	0	%100
4	M68	Z	-.855	-.855	0	%100
5	M69	X	-.493	-.493	0	%100
6	M69	Z	-.855	-.855	0	%100
7	M70	X	-.493	-.493	0	%100
8	M70	Z	-.855	-.855	0	%100
9	M83	X	-.493	-.493	0	%100
10	M83	Z	-.855	-.855	0	%100
11	M84	X	-.493	-.493	0	%100
12	M84	Z	-.855	-.855	0	%100
13	M85	X	-.493	-.493	0	%100
14	M85	Z	-.855	-.855	0	%100
15	M86	X	-.493	-.493	0	%100
16	M86	Z	-.855	-.855	0	%100
17	M183B	X	-1.539	-1.539	0	%100
18	M183B	Z	-2.666	-2.666	0	%100
19	M184	X	-1.539	-1.539	0	%100
20	M184	Z	-2.666	-2.666	0	%100
21	M186	X	-1.539	-1.539	0	%100
22	M186	Z	-2.666	-2.666	0	%100
23	M187	X	-1.539	-1.539	0	%100
24	M187	Z	-2.666	-2.666	0	%100
25	M189	X	-1.539	-1.539	0	%100
26	M189	Z	-2.666	-2.666	0	%100
27	M190	X	-1.539	-1.539	0	%100
28	M190	Z	-2.666	-2.666	0	%100
29	M192	X	-1.539	-1.539	0	%100
30	M192	Z	-2.666	-2.666	0	%100
31	M193	X	-1.539	-1.539	0	%100
32	M193	Z	-2.666	-2.666	0	%100
33	M194	X	-1.539	-1.539	0	%100
34	M194	Z	-2.666	-2.666	0	%100
35	M195	X	-1.539	-1.539	0	%100
36	M195	Z	-2.666	-2.666	0	%100
37	M196	X	-1.539	-1.539	0	%100
38	M196	Z	-2.666	-2.666	0	%100
39	M197	X	-1.539	-1.539	0	%100
40	M197	Z	-2.666	-2.666	0	%100
41	M201	X	-1.539	-1.539	0	%100
42	M201	Z	-2.666	-2.666	0	%100
43	M202	X	-1.539	-1.539	0	%100
44	M202	Z	-2.666	-2.666	0	%100

Member Distributed Loads (BLC 64 : Structure Wi (330 Deg)) (Continued)

	Member Label	Direction	Start Magnitude[lb...	End Magnitude[lb/ft,F,psf]	Start Location[ft,%]	End Location[ft,%]
45	M203	X	-1.539	-1.539	0	%100
46	M203	Z	-2.666	-2.666	0	%100
47	M204	X	-1.539	-1.539	0	%100
48	M204	Z	-2.666	-2.666	0	%100
49	M207	X	-1.539	-1.539	0	%100
50	M207	Z	-2.666	-2.666	0	%100
51	M208	X	-1.539	-1.539	0	%100
52	M208	Z	-2.666	-2.666	0	%100
53	M209	X	-1.539	-1.539	0	%100
54	M209	Z	-2.666	-2.666	0	%100
55	M210	X	-1.539	-1.539	0	%100
56	M210	Z	-2.666	-2.666	0	%100
57	M213	X	-1.539	-1.539	0	%100
58	M213	Z	-2.666	-2.666	0	%100
59	M214	X	-1.539	-1.539	0	%100
60	M214	Z	-2.666	-2.666	0	%100
61	M215	X	-1.539	-1.539	0	%100
62	M215	Z	-2.666	-2.666	0	%100
63	M216	X	-1.539	-1.539	0	%100
64	M216	Z	-2.666	-2.666	0	%100
65	M147	X	-1.539	-1.539	0	%100
66	M147	Z	-2.666	-2.666	0	%100
67	M148	X	-1.539	-1.539	0	%100
68	M148	Z	-2.666	-2.666	0	%100
69	M149	X	-1.539	-1.539	0	%100
70	M149	Z	-2.666	-2.666	0	%100
71	M150	X	-1.539	-1.539	0	%100
72	M150	Z	-2.666	-2.666	0	%100
73	M153	X	-1.539	-1.539	0	%100
74	M153	Z	-2.666	-2.666	0	%100
75	M154	X	-1.539	-1.539	0	%100
76	M154	Z	-2.666	-2.666	0	%100
77	M155	X	-1.539	-1.539	0	%100
78	M155	Z	-2.666	-2.666	0	%100
79	M156	X	-1.539	-1.539	0	%100
80	M156	Z	-2.666	-2.666	0	%100
81	M159	X	-1.539	-1.539	0	%100
82	M159	Z	-2.666	-2.666	0	%100
83	M160	X	-1.539	-1.539	0	%100
84	M160	Z	-2.666	-2.666	0	%100
85	M161	X	-1.539	-1.539	0	%100
86	M161	Z	-2.666	-2.666	0	%100
87	M162	X	-1.539	-1.539	0	%100
88	M162	Z	-2.666	-2.666	0	%100
89	M12	X	-1.119	-1.119	0	%100
90	M12	Z	-1.937	-1.937	0	%100
91	M15	X	-.504	-.504	0	%100
92	M15	Z	-.873	-.873	0	%100
93	M16	X	-1.477	-1.477	0	%100
94	M16	Z	-2.558	-2.558	0	%100
95	M17	X	-1.119	-1.119	0	%100
96	M17	Z	-1.937	-1.937	0	%100

Member Distributed Loads (BLC 64 : Structure Wi (330 Deg)) (Continued)

	Member Label	Direction	Start Magnitude[lb...	End Magnitude[lb/ft,F,psf]	Start Location[ft,%]	End Location[ft,%]
97	M20	X	-.504	-.504	0	%100
98	M20	Z	-.873	-.873	0	%100
99	M21	X	-1.477	-1.477	0	%100
100	M21	Z	-2.558	-2.558	0	%100
101	M169	X	-.504	-.504	0	%100
102	M169	Z	-.873	-.873	0	%100
103	M170	X	-.504	-.504	0	%100
104	M170	Z	-.873	-.873	0	%100
105	M175	X	-.504	-.504	0	%100
106	M175	Z	-.873	-.873	0	%100
107	M176	X	-.504	-.504	0	%100
108	M176	Z	-.873	-.873	0	%100
109	M166A	X	-1.512	-1.512	0	%100
110	M166A	Z	-2.619	-2.619	0	%100
111	M167	X	-1.512	-1.512	0	%100
112	M167	Z	-2.619	-2.619	0	%100
113	M178A	X	-1.512	-1.512	0	%100
114	M178A	Z	-2.619	-2.619	0	%100
115	M179	X	-1.512	-1.512	0	%100
116	M179	Z	-2.619	-2.619	0	%100
117	M180	X	-1.512	-1.512	0	%100
118	M180	Z	-2.619	-2.619	0	%100
119	M181A	X	-1.512	-1.512	0	%100
120	M181A	Z	-2.619	-2.619	0	%100
121	M167A	X	-.504	-.504	0	%100
122	M167A	Z	-.873	-.873	0	%100
123	M168A	X	-.504	-.504	0	%100
124	M168A	Z	-.873	-.873	0	%100
125	M178	X	-.504	-.504	0	%100
126	M178	Z	-.873	-.873	0	%100
127	M179A	X	-.504	-.504	0	%100
128	M179A	Z	-.873	-.873	0	%100
129	M180A	X	-.504	-.504	0	%100
130	M180A	Z	-.873	-.873	0	%100
131	M181B	X	-.504	-.504	0	%100
132	M181B	Z	-.873	-.873	0	%100
133	M100	X	-1.467	-1.467	0	%100
134	M100	Z	-2.541	-2.541	0	%100
135	M101	X	-1.467	-1.467	0	%100
136	M101	Z	-2.541	-2.541	0	%100
137	M116	X	-1.812	-1.812	0	%100
138	M116	Z	-3.139	-3.139	0	%100
139	M120	X	-1.462	-1.462	0	%100
140	M120	Z	-2.533	-2.533	0	%100
141	M121	X	-1.542	-1.542	0	%100
142	M121	Z	-2.671	-2.671	0	%100
143	M103	X	-1.706	-1.706	0	%100
144	M103	Z	-2.955	-2.955	0	%100
145	MPC	X	-1.856	-1.856	0	%100
146	MPC	Z	-3.215	-3.215	0	%100
147	MP3C	X	-1.856	-1.856	0	%100
148	MP3C	Z	-3.215	-3.215	0	%100

Member Distributed Loads (BLC 64 : Structure Wi (330 Deg)) (Continued)

	Member Label	Direction	Start Magnitude[lb...	End Magnitude[lb/ft,F,psf]	Start Location[ft,%]	End Location[ft,%]
149	MPCC	X	-1.856	-1.856	0	%100
150	MPCC	Z	-3.215	-3.215	0	%100
151	MP1A	X	-1.856	-1.856	0	%100
152	MP1A	Z	-3.215	-3.215	0	%100
153	MP82	X	-1.856	-1.856	0	%100
154	MP82	Z	-3.215	-3.215	0	%100
155	MP3A	X	-1.856	-1.856	0	%100
156	MP3A	Z	-3.215	-3.215	0	%100
157	MPG2	X	-1.856	-1.856	0	%100
158	MPG2	Z	-3.215	-3.215	0	%100
159	MP2C	X	-1.856	-1.856	0	%100
160	MP2C	Z	-3.215	-3.215	0	%100
161	MP2A	X	-1.856	-1.856	0	%100
162	MP2A	Z	-3.215	-3.215	0	%100
163	M97	X	-1.856	-1.856	0	%100
164	M97	Z	-3.215	-3.215	0	%100
165	MP3B	X	-1.856	-1.856	0	%100
166	MP3B	Z	-3.215	-3.215	0	%100
167	M105	X	-1.856	-1.856	0	%100
168	M105	Z	-3.215	-3.215	0	%100
169	MP1B	X	-1.856	-1.856	0	%100
170	MP1B	Z	-3.215	-3.215	0	%100
171	MP2B	X	-1.856	-1.856	0	%100
172	MP2B	Z	-3.215	-3.215	0	%100
173	MP1C	X	-1.856	-1.856	0	%100
174	MP1C	Z	-3.215	-3.215	0	%100
175	M122	X	-1.983	-1.983	0	%100
176	M122	Z	-3.436	-3.436	0	%100
177	M123	X	-1.983	-1.983	0	%100
178	M123	Z	-3.436	-3.436	0	%100
179	M126	X	-1.983	-1.983	0	%100
180	M126	Z	-3.436	-3.436	0	%100
181	M134	X	-1.983	-1.983	0	%100
182	M134	Z	-3.436	-3.436	0	%100
183	M135	X	-1.983	-1.983	0	%100
184	M135	Z	-3.436	-3.436	0	%100
185	M136	X	-1.983	-1.983	0	%100
186	M136	Z	-3.436	-3.436	0	%100
187	M137	X	-1.983	-1.983	0	%100
188	M137	Z	-3.436	-3.436	0	%100
189	M138	X	-1.983	-1.983	0	%100
190	M138	Z	-3.436	-3.436	0	%100
191	M139	X	-1.983	-1.983	0	%100
192	M139	Z	-3.436	-3.436	0	%100
193	M140	X	-1.983	-1.983	0	%100
194	M140	Z	-3.436	-3.436	0	%100
195	M168	X	-1.983	-1.983	0	%100
196	M168	Z	-3.436	-3.436	0	%100
197	M169A	X	-1.983	-1.983	0	%100
198	M169A	Z	-3.436	-3.436	0	%100
199	M170A	X	-1.983	-1.983	0	%100
200	M170A	Z	-3.436	-3.436	0	%100

Member Distributed Loads (BLC 64 : Structure Wi (330 Deg)) (Continued)

	Member Label	Direction	Start Magnitude[lb...	End Magnitude[lb/ft,F,psf]	Start Location[ft,%]	End Location[ft,%]
201	M171A	X	-1.983	-1.983	0	%100
202	M171A	Z	-3.436	-3.436	0	%100
203	M172A	X	-1.983	-1.983	0	%100
204	M172A	Z	-3.436	-3.436	0	%100
205	M173	X	-1.983	-1.983	0	%100
206	M173	Z	-3.436	-3.436	0	%100
207	M174	X	-1.983	-1.983	0	%100
208	M174	Z	-3.436	-3.436	0	%100
209	M175A	X	-1.983	-1.983	0	%100
210	M175A	Z	-3.436	-3.436	0	%100
211	M169B	X	-1.983	-1.983	0	%100
212	M169B	Z	-3.436	-3.436	0	%100
213	M170B	X	-1.983	-1.983	0	%100
214	M170B	Z	-3.436	-3.436	0	%100
215	M171	X	-1.983	-1.983	0	%100
216	M171	Z	-3.436	-3.436	0	%100
217	M172	X	-1.983	-1.983	0	%100
218	M172	Z	-3.436	-3.436	0	%100
219	M173A	X	-1.983	-1.983	0	%100
220	M173A	Z	-3.436	-3.436	0	%100
221	M174A	X	-1.983	-1.983	0	%100
222	M174A	Z	-3.436	-3.436	0	%100
223	M175B	X	-1.983	-1.983	0	%100
224	M175B	Z	-3.436	-3.436	0	%100
225	M176B	X	-1.983	-1.983	0	%100
226	M176B	Z	-3.436	-3.436	0	%100
227	M33	X	-.965	-.965	0	%100
228	M33	Z	-1.671	-1.671	0	%100
229	M34	X	-.965	-.965	0	%100
230	M34	Z	-1.671	-1.671	0	%100
231	M35	X	-.965	-.965	0	%100
232	M35	Z	-1.671	-1.671	0	%100
233	M36	X	-.965	-.965	0	%100
234	M36	Z	-1.671	-1.671	0	%100
235	M37	X	-.965	-.965	0	%100
236	M37	Z	-1.671	-1.671	0	%100
237	M38	X	-.965	-.965	0	%100
238	M38	Z	-1.671	-1.671	0	%100
239	M39	X	-.965	-.965	0	%100
240	M39	Z	-1.671	-1.671	0	%100
241	M40	X	-.965	-.965	0	%100
242	M40	Z	-1.671	-1.671	0	%100
243	M41	X	-.965	-.965	0	%100
244	M41	Z	-1.671	-1.671	0	%100
245	M42	X	-.965	-.965	0	%100
246	M42	Z	-1.671	-1.671	0	%100
247	M43	X	-2.053	-2.053	0	%100
248	M43	Z	-3.555	-3.555	0	%100
249	M44	X	-2.053	-2.053	0	%100
250	M44	Z	-3.555	-3.555	0	%100
251	M45	X	-2.053	-2.053	0	%100
252	M45	Z	-3.555	-3.555	0	%100

Member Distributed Loads (BLC 64 : Structure Wi (330 Deg)) (Continued)

	Member Label	Direction	Start Magnitude[lb...	End Magnitude[lb/ft,F,psf]	Start Location[ft,%]	End Location[ft,%]
253	M46	X	-2.053	-2.053	0	%100
254	M46	Z	-3.555	-3.555	0	%100
255	M47	X	-2.053	-2.053	0	%100
256	M47	Z	-3.555	-3.555	0	%100
257	M48	X	-2.053	-2.053	0	%100
258	M48	Z	-3.555	-3.555	0	%100
259	M49	X	-2.053	-2.053	0	%100
260	M49	Z	-3.555	-3.555	0	%100
261	M50	X	-2.053	-2.053	0	%100
262	M50	Z	-3.555	-3.555	0	%100
263	M51	X	-2.053	-2.053	0	%100
264	M51	Z	-3.555	-3.555	0	%100
265	M52	X	-2.053	-2.053	0	%100
266	M52	Z	-3.555	-3.555	0	%100
267	M53	X	-2.053	-2.053	0	%100
268	M53	Z	-3.555	-3.555	0	%100
269	M54	X	-2.053	-2.053	0	%100
270	M54	Z	-3.555	-3.555	0	%100
271	M55	X	-2.053	-2.053	0	%100
272	M55	Z	-3.555	-3.555	0	%100
273	M56	X	-2.053	-2.053	0	%100
274	M56	Z	-3.555	-3.555	0	%100
275	M57	X	-2.053	-2.053	0	%100
276	M57	Z	-3.555	-3.555	0	%100
277	M58	X	-2.053	-2.053	0	%100
278	M58	Z	-3.555	-3.555	0	%100
279	M59	X	-2.053	-2.053	0	%100
280	M59	Z	-3.555	-3.555	0	%100
281	M60	X	-2.053	-2.053	0	%100
282	M60	Z	-3.555	-3.555	0	%100
283	M61	X	-2.053	-2.053	0	%100
284	M61	Z	-3.555	-3.555	0	%100
285	M62	X	-2.053	-2.053	0	%100
286	M62	Z	-3.555	-3.555	0	%100
287	M1	X	-1.246	-1.246	0	%100
288	M1	Z	-2.157	-2.157	0	%100
289	M4	X	-.577	-.577	0	%100
290	M4	Z	-.999	-.999	0	%100
291	M5	X	-1.633	-1.633	0	%100
292	M5	Z	-2.828	-2.828	0	%100
293	M181	X	-.577	-.577	0	%100
294	M181	Z	-.999	-.999	0	%100
295	M182	X	-.577	-.577	0	%100
296	M182	Z	-.999	-.999	0	%100
297	M176A	X	-1.73	-1.73	0	%100
298	M176A	Z	-2.996	-2.996	0	%100
299	M182A	X	-1.73	-1.73	0	%100
300	M182A	Z	-2.996	-2.996	0	%100
301	M183	X	-1.73	-1.73	0	%100
302	M183	Z	-2.996	-2.996	0	%100
303	M177	X	-.577	-.577	0	%100
304	M177	Z	-.999	-.999	0	%100

Member Distributed Loads (BLC 64 : Structure Wi (330 Deg)) (Continued)

	Member Label	Direction	Start Magnitude[lb...	End Magnitude[lb/ft,F,psf]	Start Location[ft,%]	End Location[ft,%]
305	M182B	X	-.577	-.577	0	%100
306	M182B	Z	-.999	-.999	0	%100
307	M183A	X	-.577	-.577	0	%100
308	M183A	Z	-.999	-.999	0	%100
309	M23	X	-.649	-.649	0	%100
310	M23	Z	-1.124	-1.124	0	%100
311	M24	X	-1.948	-1.948	0	%100
312	M24	Z	-3.373	-3.373	0	%100
313	M25	X	-.649	-.649	0	%100
314	M25	Z	-1.124	-1.124	0	%100
315	M26	X	-1.948	-1.948	0	%100
316	M26	Z	-3.373	-3.373	0	%100

Member Distributed Loads (BLC 65 : Structure Wm (0 Deg))

	Member Label	Direction	Start Magnitude[lb...	End Magnitude[lb/ft,F,psf]	Start Location[ft,%]	End Location[ft,%]
1	M67	X	0	0	0	%100
2	M67	Z	-.115	-.115	0	%100
3	M68	X	0	0	0	%100
4	M68	Z	-.115	-.115	0	%100
5	M69	X	0	0	0	%100
6	M69	Z	-.115	-.115	0	%100
7	M70	X	0	0	0	%100
8	M70	Z	-.115	-.115	0	%100
9	M83	X	0	0	0	%100
10	M83	Z	-.115	-.115	0	%100
11	M84	X	0	0	0	%100
12	M84	Z	-.115	-.115	0	%100
13	M85	X	0	0	0	%100
14	M85	Z	-.115	-.115	0	%100
15	M86	X	0	0	0	%100
16	M86	Z	-.115	-.115	0	%100
17	M183B	X	0	0	0	%100
18	M183B	Z	-.583	-.583	0	%100
19	M184	X	0	0	0	%100
20	M184	Z	-.583	-.583	0	%100
21	M186	X	0	0	0	%100
22	M186	Z	-.583	-.583	0	%100
23	M187	X	0	0	0	%100
24	M187	Z	-.583	-.583	0	%100
25	M189	X	0	0	0	%100
26	M189	Z	-.583	-.583	0	%100
27	M190	X	0	0	0	%100
28	M190	Z	-.583	-.583	0	%100
29	M192	X	0	0	0	%100
30	M192	Z	-.583	-.583	0	%100
31	M193	X	0	0	0	%100
32	M193	Z	-.583	-.583	0	%100
33	M194	X	0	0	0	%100
34	M194	Z	-.583	-.583	0	%100
35	M195	X	0	0	0	%100
36	M195	Z	-.583	-.583	0	%100

Member Distributed Loads (BLC 65 : Structure Wm (0 Deg)) (Continued)

	Member Label	Direction	Start Magnitude[lb...	End Magnitude[lb/ft,F,psf]	Start Location[ft,%]	End Location[ft,%]
37	M196	X	0	0	0	%100
38	M196	Z	-.583	-.583	0	%100
39	M197	X	0	0	0	%100
40	M197	Z	-.583	-.583	0	%100
41	M201	X	0	0	0	%100
42	M201	Z	-.583	-.583	0	%100
43	M202	X	0	0	0	%100
44	M202	Z	-.583	-.583	0	%100
45	M203	X	0	0	0	%100
46	M203	Z	-.583	-.583	0	%100
47	M204	X	0	0	0	%100
48	M204	Z	-.583	-.583	0	%100
49	M207	X	0	0	0	%100
50	M207	Z	-.583	-.583	0	%100
51	M208	X	0	0	0	%100
52	M208	Z	-.583	-.583	0	%100
53	M209	X	0	0	0	%100
54	M209	Z	-.583	-.583	0	%100
55	M210	X	0	0	0	%100
56	M210	Z	-.583	-.583	0	%100
57	M213	X	0	0	0	%100
58	M213	Z	-.583	-.583	0	%100
59	M214	X	0	0	0	%100
60	M214	Z	-.583	-.583	0	%100
61	M215	X	0	0	0	%100
62	M215	Z	-.583	-.583	0	%100
63	M216	X	0	0	0	%100
64	M216	Z	-.583	-.583	0	%100
65	M147	X	0	0	0	%100
66	M147	Z	-.583	-.583	0	%100
67	M148	X	0	0	0	%100
68	M148	Z	-.583	-.583	0	%100
69	M149	X	0	0	0	%100
70	M149	Z	-.583	-.583	0	%100
71	M150	X	0	0	0	%100
72	M150	Z	-.583	-.583	0	%100
73	M153	X	0	0	0	%100
74	M153	Z	-.583	-.583	0	%100
75	M154	X	0	0	0	%100
76	M154	Z	-.583	-.583	0	%100
77	M155	X	0	0	0	%100
78	M155	Z	-.583	-.583	0	%100
79	M156	X	0	0	0	%100
80	M156	Z	-.583	-.583	0	%100
81	M159	X	0	0	0	%100
82	M159	Z	-.583	-.583	0	%100
83	M160	X	0	0	0	%100
84	M160	Z	-.583	-.583	0	%100
85	M161	X	0	0	0	%100
86	M161	Z	-.583	-.583	0	%100
87	M162	X	0	0	0	%100
88	M162	Z	-.583	-.583	0	%100

Member Distributed Loads (BLC 65 : Structure Wm (0 Deg)) (Continued)

	Member Label	Direction	Start Magnitude[lb...	End Magnitude[lb/ft,F,psf]	Start Location[ft,%]	End Location[ft,%]
89	M12	X	0	0	0	%100
90	M12	Z	-.641	-.641	0	%100
91	M15	X	0	0	0	%100
92	M15	Z	0	0	0	%100
93	M16	X	0	0	0	%100
94	M16	Z	-.836	-.836	0	%100
95	M17	X	0	0	0	%100
96	M17	Z	-.641	-.641	0	%100
97	M20	X	0	0	0	%100
98	M20	Z	0	0	0	%100
99	M21	X	0	0	0	%100
100	M21	Z	-.836	-.836	0	%100
101	M169	X	0	0	0	%100
102	M169	Z	0	0	0	%100
103	M170	X	0	0	0	%100
104	M170	Z	0	0	0	%100
105	M175	X	0	0	0	%100
106	M175	Z	0	0	0	%100
107	M176	X	0	0	0	%100
108	M176	Z	0	0	0	%100
109	M166A	X	0	0	0	%100
110	M166A	Z	-.836	-.836	0	%100
111	M167	X	0	0	0	%100
112	M167	Z	-.836	-.836	0	%100
113	M178A	X	0	0	0	%100
114	M178A	Z	-.836	-.836	0	%100
115	M179	X	0	0	0	%100
116	M179	Z	-.836	-.836	0	%100
117	M180	X	0	0	0	%100
118	M180	Z	-.836	-.836	0	%100
119	M181A	X	0	0	0	%100
120	M181A	Z	-.836	-.836	0	%100
121	M167A	X	0	0	0	%100
122	M167A	Z	0	0	0	%100
123	M168A	X	0	0	0	%100
124	M168A	Z	0	0	0	%100
125	M178	X	0	0	0	%100
126	M178	Z	0	0	0	%100
127	M179A	X	0	0	0	%100
128	M179A	Z	0	0	0	%100
129	M180A	X	0	0	0	%100
130	M180A	Z	0	0	0	%100
131	M181B	X	0	0	0	%100
132	M181B	Z	0	0	0	%100
133	M100	X	0	0	0	%100
134	M100	Z	-.836	-.836	0	%100
135	M101	X	0	0	0	%100
136	M101	Z	-.836	-.836	0	%100
137	M116	X	0	0	0	%100
138	M116	Z	-.836	-.836	0	%100
139	M120	X	0	0	0	%100
140	M120	Z	-.541	-.541	0	%100

Member Distributed Loads (BLC 65 : Structure Wm (0 Deg)) (Continued)

	Member Label	Direction	Start Magnitude[lb...	End Magnitude[lb/ft,F,psf]	Start Location[ft,%]	End Location[ft,%]
141	M121	X	0	0	0	%100
142	M121	Z	-.746	-.746	0	%100
143	M103	X	0	0	0	%100
144	M103	Z	-.342	-.342	0	%100
145	MPC	X	0	0	0	%100
146	MPC	Z	-.721	-.721	0	%100
147	MP3C	X	0	0	0	%100
148	MP3C	Z	-.721	-.721	0	%100
149	MPCC	X	0	0	0	%100
150	MPCC	Z	-.721	-.721	0	%100
151	MP1A	X	0	0	0	%100
152	MP1A	Z	-.721	-.721	0	%100
153	MP82	X	0	0	0	%100
154	MP82	Z	-.721	-.721	0	%100
155	MP3A	X	0	0	0	%100
156	MP3A	Z	-.721	-.721	0	%100
157	MPG2	X	0	0	0	%100
158	MPG2	Z	-.721	-.721	0	%100
159	MP2C	X	0	0	0	%100
160	MP2C	Z	-.721	-.721	0	%100
161	MP2A	X	0	0	0	%100
162	MP2A	Z	-.721	-.721	0	%100
163	M97	X	0	0	0	%100
164	M97	Z	-.721	-.721	0	%100
165	MP3B	X	0	0	0	%100
166	MP3B	Z	-.721	-.721	0	%100
167	M105	X	0	0	0	%100
168	M105	Z	-.721	-.721	0	%100
169	MP1B	X	0	0	0	%100
170	MP1B	Z	-.721	-.721	0	%100
171	MP2B	X	0	0	0	%100
172	MP2B	Z	-.721	-.721	0	%100
173	MP1C	X	0	0	0	%100
174	MP1C	Z	-.721	-.721	0	%100
175	M122	X	0	0	0	%100
176	M122	Z	-.903	-.903	0	%100
177	M123	X	0	0	0	%100
178	M123	Z	-.903	-.903	0	%100
179	M126	X	0	0	0	%100
180	M126	Z	-.903	-.903	0	%100
181	M134	X	0	0	0	%100
182	M134	Z	-.903	-.903	0	%100
183	M135	X	0	0	0	%100
184	M135	Z	-.903	-.903	0	%100
185	M136	X	0	0	0	%100
186	M136	Z	-.903	-.903	0	%100
187	M137	X	0	0	0	%100
188	M137	Z	-.903	-.903	0	%100
189	M138	X	0	0	0	%100
190	M138	Z	-.903	-.903	0	%100
191	M139	X	0	0	0	%100
192	M139	Z	-.903	-.903	0	%100

Member Distributed Loads (BLC 65 : Structure Wm (0 Deg)) (Continued)

	Member Label	Direction	Start Magnitude[lb...	End Magnitude[lb/ft,F,psf]	Start Location[ft,%]	End Location[ft,%]
193	M140	X	0	0	0	%100
194	M140	Z	-.903	-.903	0	%100
195	M168	X	0	0	0	%100
196	M168	Z	-.903	-.903	0	%100
197	M169A	X	0	0	0	%100
198	M169A	Z	-.903	-.903	0	%100
199	M170A	X	0	0	0	%100
200	M170A	Z	-.903	-.903	0	%100
201	M171A	X	0	0	0	%100
202	M171A	Z	-.903	-.903	0	%100
203	M172A	X	0	0	0	%100
204	M172A	Z	-.903	-.903	0	%100
205	M173	X	0	0	0	%100
206	M173	Z	-.903	-.903	0	%100
207	M174	X	0	0	0	%100
208	M174	Z	-.903	-.903	0	%100
209	M175A	X	0	0	0	%100
210	M175A	Z	-.903	-.903	0	%100
211	M169B	X	0	0	0	%100
212	M169B	Z	-.903	-.903	0	%100
213	M170B	X	0	0	0	%100
214	M170B	Z	-.903	-.903	0	%100
215	M171	X	0	0	0	%100
216	M171	Z	-.903	-.903	0	%100
217	M172	X	0	0	0	%100
218	M172	Z	-.903	-.903	0	%100
219	M173A	X	0	0	0	%100
220	M173A	Z	-.903	-.903	0	%100
221	M174A	X	0	0	0	%100
222	M174A	Z	-.903	-.903	0	%100
223	M175B	X	0	0	0	%100
224	M175B	Z	-.903	-.903	0	%100
225	M176B	X	0	0	0	%100
226	M176B	Z	-.903	-.903	0	%100
227	M33	X	0	0	0	%100
228	M33	Z	-.203	-.203	0	%100
229	M34	X	0	0	0	%100
230	M34	Z	-.203	-.203	0	%100
231	M35	X	0	0	0	%100
232	M35	Z	-.203	-.203	0	%100
233	M36	X	0	0	0	%100
234	M36	Z	-.203	-.203	0	%100
235	M37	X	0	0	0	%100
236	M37	Z	-.203	-.203	0	%100
237	M38	X	0	0	0	%100
238	M38	Z	-.203	-.203	0	%100
239	M39	X	0	0	0	%100
240	M39	Z	-.203	-.203	0	%100
241	M40	X	0	0	0	%100
242	M40	Z	-.203	-.203	0	%100
243	M41	X	0	0	0	%100
244	M41	Z	-.203	-.203	0	%100

Member Distributed Loads (BLC 65 : Structure Wm (0 Deg)) (Continued)

	Member Label	Direction	Start Magnitude[lb...	End Magnitude[lb/ft,F,psf]	Start Location[ft,%]	End Location[ft,%]
245	M42	X	0	0	0	%100
246	M42	Z	-.203	-.203	0	%100
247	M43	X	0	0	0	%100
248	M43	Z	-1.255	-1.255	0	%100
249	M44	X	0	0	0	%100
250	M44	Z	-1.255	-1.255	0	%100
251	M45	X	0	0	0	%100
252	M45	Z	-1.255	-1.255	0	%100
253	M46	X	0	0	0	%100
254	M46	Z	-1.255	-1.255	0	%100
255	M47	X	0	0	0	%100
256	M47	Z	-1.255	-1.255	0	%100
257	M48	X	0	0	0	%100
258	M48	Z	-1.255	-1.255	0	%100
259	M49	X	0	0	0	%100
260	M49	Z	-1.255	-1.255	0	%100
261	M50	X	0	0	0	%100
262	M50	Z	-1.255	-1.255	0	%100
263	M51	X	0	0	0	%100
264	M51	Z	-1.255	-1.255	0	%100
265	M52	X	0	0	0	%100
266	M52	Z	-1.255	-1.255	0	%100
267	M53	X	0	0	0	%100
268	M53	Z	-1.255	-1.255	0	%100
269	M54	X	0	0	0	%100
270	M54	Z	-1.255	-1.255	0	%100
271	M55	X	0	0	0	%100
272	M55	Z	-1.255	-1.255	0	%100
273	M56	X	0	0	0	%100
274	M56	Z	-1.255	-1.255	0	%100
275	M57	X	0	0	0	%100
276	M57	Z	-1.255	-1.255	0	%100
277	M58	X	0	0	0	%100
278	M58	Z	-1.255	-1.255	0	%100
279	M59	X	0	0	0	%100
280	M59	Z	-1.255	-1.255	0	%100
281	M60	X	0	0	0	%100
282	M60	Z	-1.255	-1.255	0	%100
283	M61	X	0	0	0	%100
284	M61	Z	-1.255	-1.255	0	%100
285	M62	X	0	0	0	%100
286	M62	Z	-1.255	-1.255	0	%100
287	M1	X	0	0	0	%100
288	M1	Z	-.763	-.763	0	%100
289	M4	X	0	0	0	%100
290	M4	Z	0	0	0	%100
291	M5	X	0	0	0	%100
292	M5	Z	-.986	-.986	0	%100
293	M181	X	0	0	0	%100
294	M181	Z	0	0	0	%100
295	M182	X	0	0	0	%100
296	M182	Z	0	0	0	%100

Member Distributed Loads (BLC 65 : Structure Wm (0 Deg)) (Continued)

	Member Label	Direction	Start Magnitude[lb...	End Magnitude[lb/ft,F,psf]	Start Location[ft,%]	End Location[ft,%]
297	M176A	X	0	0	0	%100
298	M176A	Z	-1.046	-1.046	0	%100
299	M182A	X	0	0	0	%100
300	M182A	Z	-1.046	-1.046	0	%100
301	M183	X	0	0	0	%100
302	M183	Z	-1.046	-1.046	0	%100
303	M177	X	0	0	0	%100
304	M177	Z	0	0	0	%100
305	M182B	X	0	0	0	%100
306	M182B	Z	0	0	0	%100
307	M183A	X	0	0	0	%100
308	M183A	Z	0	0	0	%100
309	M23	X	0	0	0	%100
310	M23	Z	0	0	0	%100
311	M24	X	0	0	0	%100
312	M24	Z	-1.255	-1.255	0	%100
313	M25	X	0	0	0	%100
314	M25	Z	0	0	0	%100
315	M26	X	0	0	0	%100
316	M26	Z	-1.255	-1.255	0	%100

Member Distributed Loads (BLC 66 : Structure Wm (30 Deg))

	Member Label	Direction	Start Magnitude[lb...	End Magnitude[lb/ft,F,psf]	Start Location[ft,%]	End Location[ft,%]
1	M67	X	.043	.043	0	%100
2	M67	Z	-.075	-.075	0	%100
3	M68	X	.043	.043	0	%100
4	M68	Z	-.075	-.075	0	%100
5	M69	X	.043	.043	0	%100
6	M69	Z	-.075	-.075	0	%100
7	M70	X	.043	.043	0	%100
8	M70	Z	-.075	-.075	0	%100
9	M83	X	.043	.043	0	%100
10	M83	Z	-.075	-.075	0	%100
11	M84	X	.043	.043	0	%100
12	M84	Z	-.075	-.075	0	%100
13	M85	X	.043	.043	0	%100
14	M85	Z	-.075	-.075	0	%100
15	M86	X	.043	.043	0	%100
16	M86	Z	-.075	-.075	0	%100
17	M183B	X	.291	.291	0	%100
18	M183B	Z	-.505	-.505	0	%100
19	M184	X	.291	.291	0	%100
20	M184	Z	-.505	-.505	0	%100
21	M186	X	.291	.291	0	%100
22	M186	Z	-.505	-.505	0	%100
23	M187	X	.291	.291	0	%100
24	M187	Z	-.505	-.505	0	%100
25	M189	X	.291	.291	0	%100
26	M189	Z	-.505	-.505	0	%100
27	M190	X	.291	.291	0	%100
28	M190	Z	-.505	-.505	0	%100

Member Distributed Loads (BLC 66 : Structure Wm (30 Deg)) (Continued)

	Member Label	Direction	Start Magnitude[lb...	End Magnitude[lb/ft,F,psf]	Start Location[ft,%]	End Location[ft,%]
29	M192	X	.291	.291	0	%100
30	M192	Z	-.505	-.505	0	%100
31	M193	X	.291	.291	0	%100
32	M193	Z	-.505	-.505	0	%100
33	M194	X	.291	.291	0	%100
34	M194	Z	-.505	-.505	0	%100
35	M195	X	.291	.291	0	%100
36	M195	Z	-.505	-.505	0	%100
37	M196	X	.291	.291	0	%100
38	M196	Z	-.505	-.505	0	%100
39	M197	X	.291	.291	0	%100
40	M197	Z	-.505	-.505	0	%100
41	M201	X	.291	.291	0	%100
42	M201	Z	-.505	-.505	0	%100
43	M202	X	.291	.291	0	%100
44	M202	Z	-.505	-.505	0	%100
45	M203	X	.291	.291	0	%100
46	M203	Z	-.505	-.505	0	%100
47	M204	X	.291	.291	0	%100
48	M204	Z	-.505	-.505	0	%100
49	M207	X	.291	.291	0	%100
50	M207	Z	-.505	-.505	0	%100
51	M208	X	.291	.291	0	%100
52	M208	Z	-.505	-.505	0	%100
53	M209	X	.291	.291	0	%100
54	M209	Z	-.505	-.505	0	%100
55	M210	X	.291	.291	0	%100
56	M210	Z	-.505	-.505	0	%100
57	M213	X	.291	.291	0	%100
58	M213	Z	-.505	-.505	0	%100
59	M214	X	.291	.291	0	%100
60	M214	Z	-.505	-.505	0	%100
61	M215	X	.291	.291	0	%100
62	M215	Z	-.505	-.505	0	%100
63	M216	X	.291	.291	0	%100
64	M216	Z	-.505	-.505	0	%100
65	M147	X	.291	.291	0	%100
66	M147	Z	-.505	-.505	0	%100
67	M148	X	.291	.291	0	%100
68	M148	Z	-.505	-.505	0	%100
69	M149	X	.291	.291	0	%100
70	M149	Z	-.505	-.505	0	%100
71	M150	X	.291	.291	0	%100
72	M150	Z	-.505	-.505	0	%100
73	M153	X	.291	.291	0	%100
74	M153	Z	-.505	-.505	0	%100
75	M154	X	.291	.291	0	%100
76	M154	Z	-.505	-.505	0	%100
77	M155	X	.291	.291	0	%100
78	M155	Z	-.505	-.505	0	%100
79	M156	X	.291	.291	0	%100
80	M156	Z	-.505	-.505	0	%100

Member Distributed Loads (BLC 66 : Structure Wm (30 Deg)) (Continued)

	Member Label	Direction	Start Magnitude[lb...	End Magnitude[lb/ft,F,psf]	Start Location[ft,%]	End Location[ft,%]
81	M159	X	.291	.291	0	%100
82	M159	Z	-.505	-.505	0	%100
83	M160	X	.291	.291	0	%100
84	M160	Z	-.505	-.505	0	%100
85	M161	X	.291	.291	0	%100
86	M161	Z	-.505	-.505	0	%100
87	M162	X	.291	.291	0	%100
88	M162	Z	-.505	-.505	0	%100
89	M12	X	.24	.24	0	%100
90	M12	Z	-.417	-.417	0	%100
91	M15	X	.105	.105	0	%100
92	M15	Z	-.181	-.181	0	%100
93	M16	X	.314	.314	0	%100
94	M16	Z	-.543	-.543	0	%100
95	M17	X	.24	.24	0	%100
96	M17	Z	-.417	-.417	0	%100
97	M20	X	.105	.105	0	%100
98	M20	Z	-.181	-.181	0	%100
99	M21	X	.314	.314	0	%100
100	M21	Z	-.543	-.543	0	%100
101	M169	X	.105	.105	0	%100
102	M169	Z	-.181	-.181	0	%100
103	M170	X	.105	.105	0	%100
104	M170	Z	-.181	-.181	0	%100
105	M175	X	.105	.105	0	%100
106	M175	Z	-.181	-.181	0	%100
107	M176	X	.105	.105	0	%100
108	M176	Z	-.181	-.181	0	%100
109	M166A	X	.314	.314	0	%100
110	M166A	Z	-.543	-.543	0	%100
111	M167	X	.314	.314	0	%100
112	M167	Z	-.543	-.543	0	%100
113	M178A	X	.314	.314	0	%100
114	M178A	Z	-.543	-.543	0	%100
115	M179	X	.314	.314	0	%100
116	M179	Z	-.543	-.543	0	%100
117	M180	X	.314	.314	0	%100
118	M180	Z	-.543	-.543	0	%100
119	M181A	X	.314	.314	0	%100
120	M181A	Z	-.543	-.543	0	%100
121	M167A	X	.105	.105	0	%100
122	M167A	Z	-.181	-.181	0	%100
123	M168A	X	.105	.105	0	%100
124	M168A	Z	-.181	-.181	0	%100
125	M178	X	.105	.105	0	%100
126	M178	Z	-.181	-.181	0	%100
127	M179A	X	.105	.105	0	%100
128	M179A	Z	-.181	-.181	0	%100
129	M180A	X	.105	.105	0	%100
130	M180A	Z	-.181	-.181	0	%100
131	M181B	X	.105	.105	0	%100
132	M181B	Z	-.181	-.181	0	%100

Member Distributed Loads (BLC 66 : Structure Wm (30 Deg)) (Continued)

	Member Label	Direction	Start Magnitude[lb...	End Magnitude[lb/ft,F,psf]	Start Location[ft,%]	End Location[ft,%]
133	M100	X	.314	.314	0	%100
134	M100	Z	-.543	-.543	0	%100
135	M101	X	.314	.314	0	%100
136	M101	Z	-.543	-.543	0	%100
137	M116	X	.376	.376	0	%100
138	M116	Z	-.651	-.651	0	%100
139	M120	X	.307	.307	0	%100
140	M120	Z	-.532	-.532	0	%100
141	M121	X	.415	.415	0	%100
142	M121	Z	-.719	-.719	0	%100
143	M103	X	.02	.02	0	%100
144	M103	Z	-.034	-.034	0	%100
145	MPC	X	.361	.361	0	%100
146	MPC	Z	-.625	-.625	0	%100
147	MP3C	X	.361	.361	0	%100
148	MP3C	Z	-.625	-.625	0	%100
149	MPCC	X	.361	.361	0	%100
150	MPCC	Z	-.625	-.625	0	%100
151	MP1A	X	.361	.361	0	%100
152	MP1A	Z	-.625	-.625	0	%100
153	MP82	X	.361	.361	0	%100
154	MP82	Z	-.625	-.625	0	%100
155	MP3A	X	.361	.361	0	%100
156	MP3A	Z	-.625	-.625	0	%100
157	MPG2	X	.361	.361	0	%100
158	MPG2	Z	-.625	-.625	0	%100
159	MP2C	X	.361	.361	0	%100
160	MP2C	Z	-.625	-.625	0	%100
161	MP2A	X	.361	.361	0	%100
162	MP2A	Z	-.625	-.625	0	%100
163	M97	X	.361	.361	0	%100
164	M97	Z	-.625	-.625	0	%100
165	MP3B	X	.361	.361	0	%100
166	MP3B	Z	-.625	-.625	0	%100
167	M105	X	.361	.361	0	%100
168	M105	Z	-.625	-.625	0	%100
169	MP1B	X	.361	.361	0	%100
170	MP1B	Z	-.625	-.625	0	%100
171	MP2B	X	.361	.361	0	%100
172	MP2B	Z	-.625	-.625	0	%100
173	MP1C	X	.361	.361	0	%100
174	MP1C	Z	-.625	-.625	0	%100
175	M122	X	.451	.451	0	%100
176	M122	Z	-.782	-.782	0	%100
177	M123	X	.451	.451	0	%100
178	M123	Z	-.782	-.782	0	%100
179	M126	X	.451	.451	0	%100
180	M126	Z	-.782	-.782	0	%100
181	M134	X	.451	.451	0	%100
182	M134	Z	-.782	-.782	0	%100
183	M135	X	.451	.451	0	%100
184	M135	Z	-.782	-.782	0	%100

Member Distributed Loads (BLC 66 : Structure Wm (30 Deg)) (Continued)

	Member Label	Direction	Start Magnitude[lb...	End Magnitude[lb/ft,F,psf]	Start Location[ft,%]	End Location[ft,%]
185	M136	X	.451	.451	0	%100
186	M136	Z	-.782	-.782	0	%100
187	M137	X	.451	.451	0	%100
188	M137	Z	-.782	-.782	0	%100
189	M138	X	.451	.451	0	%100
190	M138	Z	-.782	-.782	0	%100
191	M139	X	.451	.451	0	%100
192	M139	Z	-.782	-.782	0	%100
193	M140	X	.451	.451	0	%100
194	M140	Z	-.782	-.782	0	%100
195	M168	X	.451	.451	0	%100
196	M168	Z	-.782	-.782	0	%100
197	M169A	X	.451	.451	0	%100
198	M169A	Z	-.782	-.782	0	%100
199	M170A	X	.451	.451	0	%100
200	M170A	Z	-.782	-.782	0	%100
201	M171A	X	.451	.451	0	%100
202	M171A	Z	-.782	-.782	0	%100
203	M172A	X	.451	.451	0	%100
204	M172A	Z	-.782	-.782	0	%100
205	M173	X	.451	.451	0	%100
206	M173	Z	-.782	-.782	0	%100
207	M174	X	.451	.451	0	%100
208	M174	Z	-.782	-.782	0	%100
209	M175A	X	.451	.451	0	%100
210	M175A	Z	-.782	-.782	0	%100
211	M169B	X	.451	.451	0	%100
212	M169B	Z	-.782	-.782	0	%100
213	M170B	X	.451	.451	0	%100
214	M170B	Z	-.782	-.782	0	%100
215	M171	X	.451	.451	0	%100
216	M171	Z	-.782	-.782	0	%100
217	M172	X	.451	.451	0	%100
218	M172	Z	-.782	-.782	0	%100
219	M173A	X	.451	.451	0	%100
220	M173A	Z	-.782	-.782	0	%100
221	M174A	X	.451	.451	0	%100
222	M174A	Z	-.782	-.782	0	%100
223	M175B	X	.451	.451	0	%100
224	M175B	Z	-.782	-.782	0	%100
225	M176B	X	.451	.451	0	%100
226	M176B	Z	-.782	-.782	0	%100
227	M33	X	.233	.233	0	%100
228	M33	Z	-.404	-.404	0	%100
229	M34	X	.233	.233	0	%100
230	M34	Z	-.404	-.404	0	%100
231	M35	X	.233	.233	0	%100
232	M35	Z	-.404	-.404	0	%100
233	M36	X	.233	.233	0	%100
234	M36	Z	-.404	-.404	0	%100
235	M37	X	.233	.233	0	%100
236	M37	Z	-.404	-.404	0	%100

Member Distributed Loads (BLC 66 : Structure Wm (30 Deg)) (Continued)

	Member Label	Direction	Start Magnitude[lb...	End Magnitude[lb/ft,F,psf]	Start Location[ft,%]	End Location[ft,%]
237	M38	X	.233	.233	0	%100
238	M38	Z	-.404	-.404	0	%100
239	M39	X	.233	.233	0	%100
240	M39	Z	-.404	-.404	0	%100
241	M40	X	.233	.233	0	%100
242	M40	Z	-.404	-.404	0	%100
243	M41	X	.233	.233	0	%100
244	M41	Z	-.404	-.404	0	%100
245	M42	X	.233	.233	0	%100
246	M42	Z	-.404	-.404	0	%100
247	M43	X	.496	.496	0	%100
248	M43	Z	-.859	-.859	0	%100
249	M44	X	.496	.496	0	%100
250	M44	Z	-.859	-.859	0	%100
251	M45	X	.496	.496	0	%100
252	M45	Z	-.859	-.859	0	%100
253	M46	X	.496	.496	0	%100
254	M46	Z	-.859	-.859	0	%100
255	M47	X	.496	.496	0	%100
256	M47	Z	-.859	-.859	0	%100
257	M48	X	.496	.496	0	%100
258	M48	Z	-.859	-.859	0	%100
259	M49	X	.496	.496	0	%100
260	M49	Z	-.859	-.859	0	%100
261	M50	X	.496	.496	0	%100
262	M50	Z	-.859	-.859	0	%100
263	M51	X	.496	.496	0	%100
264	M51	Z	-.859	-.859	0	%100
265	M52	X	.496	.496	0	%100
266	M52	Z	-.859	-.859	0	%100
267	M53	X	.496	.496	0	%100
268	M53	Z	-.859	-.859	0	%100
269	M54	X	.496	.496	0	%100
270	M54	Z	-.859	-.859	0	%100
271	M55	X	.496	.496	0	%100
272	M55	Z	-.859	-.859	0	%100
273	M56	X	.496	.496	0	%100
274	M56	Z	-.859	-.859	0	%100
275	M57	X	.496	.496	0	%100
276	M57	Z	-.859	-.859	0	%100
277	M58	X	.496	.496	0	%100
278	M58	Z	-.859	-.859	0	%100
279	M59	X	.496	.496	0	%100
280	M59	Z	-.859	-.859	0	%100
281	M60	X	.496	.496	0	%100
282	M60	Z	-.859	-.859	0	%100
283	M61	X	.496	.496	0	%100
284	M61	Z	-.859	-.859	0	%100
285	M62	X	.496	.496	0	%100
286	M62	Z	-.859	-.859	0	%100
287	M1	X	.286	.286	0	%100
288	M1	Z	-.496	-.496	0	%100

Member Distributed Loads (BLC 66 : Structure Wm (30 Deg)) (Continued)

	Member Label	Direction	Start Magnitude[lb...	End Magnitude[lb/ft,F,psf]	Start Location[ft,%]	End Location[ft,%]
289	M4	X	.131	.131	0	%100
290	M4	Z	-.226	-.226	0	%100
291	M5	X	.37	.37	0	%100
292	M5	Z	-.641	-.641	0	%100
293	M181	X	.131	.131	0	%100
294	M181	Z	-.226	-.226	0	%100
295	M182	X	.131	.131	0	%100
296	M182	Z	-.226	-.226	0	%100
297	M176A	X	.392	.392	0	%100
298	M176A	Z	-.679	-.679	0	%100
299	M182A	X	.392	.392	0	%100
300	M182A	Z	-.679	-.679	0	%100
301	M183	X	.392	.392	0	%100
302	M183	Z	-.679	-.679	0	%100
303	M177	X	.131	.131	0	%100
304	M177	Z	-.226	-.226	0	%100
305	M182B	X	.131	.131	0	%100
306	M182B	Z	-.226	-.226	0	%100
307	M183A	X	.131	.131	0	%100
308	M183A	Z	-.226	-.226	0	%100
309	M23	X	.157	.157	0	%100
310	M23	Z	-.272	-.272	0	%100
311	M24	X	.471	.471	0	%100
312	M24	Z	-.815	-.815	0	%100
313	M25	X	.157	.157	0	%100
314	M25	Z	-.272	-.272	0	%100
315	M26	X	.471	.471	0	%100
316	M26	Z	-.815	-.815	0	%100

Member Distributed Loads (BLC 67 : Structure Wm (60 Deg))

	Member Label	Direction	Start Magnitude[lb...	End Magnitude[lb/ft,F,psf]	Start Location[ft,%]	End Location[ft,%]
1	M67	X	.025	.025	0	%100
2	M67	Z	-.014	-.014	0	%100
3	M68	X	.025	.025	0	%100
4	M68	Z	-.014	-.014	0	%100
5	M69	X	.025	.025	0	%100
6	M69	Z	-.014	-.014	0	%100
7	M70	X	.025	.025	0	%100
8	M70	Z	-.014	-.014	0	%100
9	M83	X	.025	.025	0	%100
10	M83	Z	-.014	-.014	0	%100
11	M84	X	.025	.025	0	%100
12	M84	Z	-.014	-.014	0	%100
13	M85	X	.025	.025	0	%100
14	M85	Z	-.014	-.014	0	%100
15	M86	X	.025	.025	0	%100
16	M86	Z	-.014	-.014	0	%100
17	M183B	X	.505	.505	0	%100
18	M183B	Z	-.291	-.291	0	%100
19	M184	X	.505	.505	0	%100
20	M184	Z	-.291	-.291	0	%100

Member Distributed Loads (BLC 67 : Structure Wm (60 Deg)) (Continued)

	Member Label	Direction	Start Magnitude[lb...	End Magnitude[lb/ft,F,psf]	Start Location[ft,%]	End Location[ft,%]
21	M186	X	.505	.505	0	%100
22	M186	Z	-.291	-.291	0	%100
23	M187	X	.505	.505	0	%100
24	M187	Z	-.291	-.291	0	%100
25	M189	X	.505	.505	0	%100
26	M189	Z	-.291	-.291	0	%100
27	M190	X	.505	.505	0	%100
28	M190	Z	-.291	-.291	0	%100
29	M192	X	.505	.505	0	%100
30	M192	Z	-.291	-.291	0	%100
31	M193	X	.505	.505	0	%100
32	M193	Z	-.291	-.291	0	%100
33	M194	X	.505	.505	0	%100
34	M194	Z	-.291	-.291	0	%100
35	M195	X	.505	.505	0	%100
36	M195	Z	-.291	-.291	0	%100
37	M196	X	.505	.505	0	%100
38	M196	Z	-.291	-.291	0	%100
39	M197	X	.505	.505	0	%100
40	M197	Z	-.291	-.291	0	%100
41	M201	X	.505	.505	0	%100
42	M201	Z	-.291	-.291	0	%100
43	M202	X	.505	.505	0	%100
44	M202	Z	-.291	-.291	0	%100
45	M203	X	.505	.505	0	%100
46	M203	Z	-.291	-.291	0	%100
47	M204	X	.505	.505	0	%100
48	M204	Z	-.291	-.291	0	%100
49	M207	X	.505	.505	0	%100
50	M207	Z	-.291	-.291	0	%100
51	M208	X	.505	.505	0	%100
52	M208	Z	-.291	-.291	0	%100
53	M209	X	.505	.505	0	%100
54	M209	Z	-.291	-.291	0	%100
55	M210	X	.505	.505	0	%100
56	M210	Z	-.291	-.291	0	%100
57	M213	X	.505	.505	0	%100
58	M213	Z	-.291	-.291	0	%100
59	M214	X	.505	.505	0	%100
60	M214	Z	-.291	-.291	0	%100
61	M215	X	.505	.505	0	%100
62	M215	Z	-.291	-.291	0	%100
63	M216	X	.505	.505	0	%100
64	M216	Z	-.291	-.291	0	%100
65	M147	X	.505	.505	0	%100
66	M147	Z	-.291	-.291	0	%100
67	M148	X	.505	.505	0	%100
68	M148	Z	-.291	-.291	0	%100
69	M149	X	.505	.505	0	%100
70	M149	Z	-.291	-.291	0	%100
71	M150	X	.505	.505	0	%100
72	M150	Z	-.291	-.291	0	%100

Member Distributed Loads (BLC 67 : Structure Wm (60 Deg)) (Continued)

	Member Label	Direction	Start Magnitude[lb...	End Magnitude[lb/ft,F,psf]	Start Location[ft,%]	End Location[ft,%]
73	M153	X	.505	.505	0	%100
74	M153	Z	-.291	-.291	0	%100
75	M154	X	.505	.505	0	%100
76	M154	Z	-.291	-.291	0	%100
77	M155	X	.505	.505	0	%100
78	M155	Z	-.291	-.291	0	%100
79	M156	X	.505	.505	0	%100
80	M156	Z	-.291	-.291	0	%100
81	M159	X	.505	.505	0	%100
82	M159	Z	-.291	-.291	0	%100
83	M160	X	.505	.505	0	%100
84	M160	Z	-.291	-.291	0	%100
85	M161	X	.505	.505	0	%100
86	M161	Z	-.291	-.291	0	%100
87	M162	X	.505	.505	0	%100
88	M162	Z	-.291	-.291	0	%100
89	M12	X	.139	.139	0	%100
90	M12	Z	-.08	-.08	0	%100
91	M15	X	.543	.543	0	%100
92	M15	Z	-.314	-.314	0	%100
93	M16	X	.181	.181	0	%100
94	M16	Z	-.105	-.105	0	%100
95	M17	X	.139	.139	0	%100
96	M17	Z	-.08	-.08	0	%100
97	M20	X	.543	.543	0	%100
98	M20	Z	-.314	-.314	0	%100
99	M21	X	.181	.181	0	%100
100	M21	Z	-.105	-.105	0	%100
101	M169	X	.543	.543	0	%100
102	M169	Z	-.314	-.314	0	%100
103	M170	X	.543	.543	0	%100
104	M170	Z	-.314	-.314	0	%100
105	M175	X	.543	.543	0	%100
106	M175	Z	-.314	-.314	0	%100
107	M176	X	.543	.543	0	%100
108	M176	Z	-.314	-.314	0	%100
109	M166A	X	.181	.181	0	%100
110	M166A	Z	-.105	-.105	0	%100
111	M167	X	.181	.181	0	%100
112	M167	Z	-.105	-.105	0	%100
113	M178A	X	.181	.181	0	%100
114	M178A	Z	-.105	-.105	0	%100
115	M179	X	.181	.181	0	%100
116	M179	Z	-.105	-.105	0	%100
117	M180	X	.181	.181	0	%100
118	M180	Z	-.105	-.105	0	%100
119	M181A	X	.181	.181	0	%100
120	M181A	Z	-.105	-.105	0	%100
121	M167A	X	.543	.543	0	%100
122	M167A	Z	-.314	-.314	0	%100
123	M168A	X	.543	.543	0	%100
124	M168A	Z	-.314	-.314	0	%100

Member Distributed Loads (BLC 67 : Structure Wm (60 Deg)) (Continued)

	Member Label	Direction	Start Magnitude[lb...	End Magnitude[lb/ft,F,psf]	Start Location[ft,%]	End Location[ft,%]
125	M178	X	.543	.543	0	%100
126	M178	Z	-.314	-.314	0	%100
127	M179A	X	.543	.543	0	%100
128	M179A	Z	-.314	-.314	0	%100
129	M180A	X	.543	.543	0	%100
130	M180A	Z	-.314	-.314	0	%100
131	M181B	X	.543	.543	0	%100
132	M181B	Z	-.314	-.314	0	%100
133	M100	X	.181	.181	0	%100
134	M100	Z	-.105	-.105	0	%100
135	M101	X	.181	.181	0	%100
136	M101	Z	-.105	-.105	0	%100
137	M116	X	.505	.505	0	%100
138	M116	Z	-.291	-.291	0	%100
139	M120	X	.66	.66	0	%100
140	M120	Z	-.381	-.381	0	%100
141	M121	X	.702	.702	0	%100
142	M121	Z	-.405	-.405	0	%100
143	M103	X	.051	.051	0	%100
144	M103	Z	-.029	-.029	0	%100
145	MPC	X	.625	.625	0	%100
146	MPC	Z	-.361	-.361	0	%100
147	MP3C	X	.625	.625	0	%100
148	MP3C	Z	-.361	-.361	0	%100
149	MPCC	X	.625	.625	0	%100
150	MPCC	Z	-.361	-.361	0	%100
151	MP1A	X	.625	.625	0	%100
152	MP1A	Z	-.361	-.361	0	%100
153	MP82	X	.625	.625	0	%100
154	MP82	Z	-.361	-.361	0	%100
155	MP3A	X	.625	.625	0	%100
156	MP3A	Z	-.361	-.361	0	%100
157	MPG2	X	.625	.625	0	%100
158	MPG2	Z	-.361	-.361	0	%100
159	MP2C	X	.625	.625	0	%100
160	MP2C	Z	-.361	-.361	0	%100
161	MP2A	X	.625	.625	0	%100
162	MP2A	Z	-.361	-.361	0	%100
163	M97	X	.625	.625	0	%100
164	M97	Z	-.361	-.361	0	%100
165	MP3B	X	.625	.625	0	%100
166	MP3B	Z	-.361	-.361	0	%100
167	M105	X	.625	.625	0	%100
168	M105	Z	-.361	-.361	0	%100
169	MP1B	X	.625	.625	0	%100
170	MP1B	Z	-.361	-.361	0	%100
171	MP2B	X	.625	.625	0	%100
172	MP2B	Z	-.361	-.361	0	%100
173	MP1C	X	.625	.625	0	%100
174	MP1C	Z	-.361	-.361	0	%100
175	M122	X	.782	.782	0	%100
176	M122	Z	-.451	-.451	0	%100

Member Distributed Loads (BLC 67 : Structure Wm (60 Deg)) (Continued)

	Member Label	Direction	Start Magnitude[lb...	End Magnitude[lb/ft,F,psf]	Start Location[ft,%]	End Location[ft,%]
177	M123	X	.782	.782	0	%100
178	M123	Z	-.451	-.451	0	%100
179	M126	X	.782	.782	0	%100
180	M126	Z	-.451	-.451	0	%100
181	M134	X	.782	.782	0	%100
182	M134	Z	-.451	-.451	0	%100
183	M135	X	.782	.782	0	%100
184	M135	Z	-.451	-.451	0	%100
185	M136	X	.782	.782	0	%100
186	M136	Z	-.451	-.451	0	%100
187	M137	X	.782	.782	0	%100
188	M137	Z	-.451	-.451	0	%100
189	M138	X	.782	.782	0	%100
190	M138	Z	-.451	-.451	0	%100
191	M139	X	.782	.782	0	%100
192	M139	Z	-.451	-.451	0	%100
193	M140	X	.782	.782	0	%100
194	M140	Z	-.451	-.451	0	%100
195	M168	X	.782	.782	0	%100
196	M168	Z	-.451	-.451	0	%100
197	M169A	X	.782	.782	0	%100
198	M169A	Z	-.451	-.451	0	%100
199	M170A	X	.782	.782	0	%100
200	M170A	Z	-.451	-.451	0	%100
201	M171A	X	.782	.782	0	%100
202	M171A	Z	-.451	-.451	0	%100
203	M172A	X	.782	.782	0	%100
204	M172A	Z	-.451	-.451	0	%100
205	M173	X	.782	.782	0	%100
206	M173	Z	-.451	-.451	0	%100
207	M174	X	.782	.782	0	%100
208	M174	Z	-.451	-.451	0	%100
209	M175A	X	.782	.782	0	%100
210	M175A	Z	-.451	-.451	0	%100
211	M169B	X	.782	.782	0	%100
212	M169B	Z	-.451	-.451	0	%100
213	M170B	X	.782	.782	0	%100
214	M170B	Z	-.451	-.451	0	%100
215	M171	X	.782	.782	0	%100
216	M171	Z	-.451	-.451	0	%100
217	M172	X	.782	.782	0	%100
218	M172	Z	-.451	-.451	0	%100
219	M173A	X	.782	.782	0	%100
220	M173A	Z	-.451	-.451	0	%100
221	M174A	X	.782	.782	0	%100
222	M174A	Z	-.451	-.451	0	%100
223	M175B	X	.782	.782	0	%100
224	M175B	Z	-.451	-.451	0	%100
225	M176B	X	.782	.782	0	%100
226	M176B	Z	-.451	-.451	0	%100
227	M33	X	.859	.859	0	%100
228	M33	Z	-.496	-.496	0	%100

Member Distributed Loads (BLC 67 : Structure Wm (60 Deg)) (Continued)

	Member Label	Direction	Start Magnitude[lb...	End Magnitude[lb/ft,F,psf]	Start Location[ft,%]	End Location[ft,%]
229	M34	X	.859	.859	0	%100
230	M34	Z	-.496	-.496	0	%100
231	M35	X	.859	.859	0	%100
232	M35	Z	-.496	-.496	0	%100
233	M36	X	.859	.859	0	%100
234	M36	Z	-.496	-.496	0	%100
235	M37	X	.859	.859	0	%100
236	M37	Z	-.496	-.496	0	%100
237	M38	X	.859	.859	0	%100
238	M38	Z	-.496	-.496	0	%100
239	M39	X	.859	.859	0	%100
240	M39	Z	-.496	-.496	0	%100
241	M40	X	.859	.859	0	%100
242	M40	Z	-.496	-.496	0	%100
243	M41	X	.859	.859	0	%100
244	M41	Z	-.496	-.496	0	%100
245	M42	X	.859	.859	0	%100
246	M42	Z	-.496	-.496	0	%100
247	M43	X	.404	.404	0	%100
248	M43	Z	-.233	-.233	0	%100
249	M44	X	.404	.404	0	%100
250	M44	Z	-.233	-.233	0	%100
251	M45	X	.404	.404	0	%100
252	M45	Z	-.233	-.233	0	%100
253	M46	X	.404	.404	0	%100
254	M46	Z	-.233	-.233	0	%100
255	M47	X	.404	.404	0	%100
256	M47	Z	-.233	-.233	0	%100
257	M48	X	.404	.404	0	%100
258	M48	Z	-.233	-.233	0	%100
259	M49	X	.404	.404	0	%100
260	M49	Z	-.233	-.233	0	%100
261	M50	X	.404	.404	0	%100
262	M50	Z	-.233	-.233	0	%100
263	M51	X	.404	.404	0	%100
264	M51	Z	-.233	-.233	0	%100
265	M52	X	.404	.404	0	%100
266	M52	Z	-.233	-.233	0	%100
267	M53	X	.404	.404	0	%100
268	M53	Z	-.233	-.233	0	%100
269	M54	X	.404	.404	0	%100
270	M54	Z	-.233	-.233	0	%100
271	M55	X	.404	.404	0	%100
272	M55	Z	-.233	-.233	0	%100
273	M56	X	.404	.404	0	%100
274	M56	Z	-.233	-.233	0	%100
275	M57	X	.404	.404	0	%100
276	M57	Z	-.233	-.233	0	%100
277	M58	X	.404	.404	0	%100
278	M58	Z	-.233	-.233	0	%100
279	M59	X	.404	.404	0	%100
280	M59	Z	-.233	-.233	0	%100

Member Distributed Loads (BLC 67 : Structure Wm (60 Deg)) (Continued)

	Member Label	Direction	Start Magnitude[lb...	End Magnitude[lb/ft,F,psf]	Start Location[ft,%]	End Location[ft,%]
281	M60	X	.404	.404	0	%100
282	M60	Z	-.233	-.233	0	%100
283	M61	X	.404	.404	0	%100
284	M61	Z	-.233	-.233	0	%100
285	M62	X	.404	.404	0	%100
286	M62	Z	-.233	-.233	0	%100
287	M1	X	.165	.165	0	%100
288	M1	Z	-.095	-.095	0	%100
289	M4	X	.679	.679	0	%100
290	M4	Z	-.392	-.392	0	%100
291	M5	X	.214	.214	0	%100
292	M5	Z	-.123	-.123	0	%100
293	M181	X	.679	.679	0	%100
294	M181	Z	-.392	-.392	0	%100
295	M182	X	.679	.679	0	%100
296	M182	Z	-.392	-.392	0	%100
297	M176A	X	.226	.226	0	%100
298	M176A	Z	-.131	-.131	0	%100
299	M182A	X	.226	.226	0	%100
300	M182A	Z	-.131	-.131	0	%100
301	M183	X	.226	.226	0	%100
302	M183	Z	-.131	-.131	0	%100
303	M177	X	.679	.679	0	%100
304	M177	Z	-.392	-.392	0	%100
305	M182B	X	.679	.679	0	%100
306	M182B	Z	-.392	-.392	0	%100
307	M183A	X	.679	.679	0	%100
308	M183A	Z	-.392	-.392	0	%100
309	M23	X	.815	.815	0	%100
310	M23	Z	-.471	-.471	0	%100
311	M24	X	.272	.272	0	%100
312	M24	Z	-.157	-.157	0	%100
313	M25	X	.815	.815	0	%100
314	M25	Z	-.471	-.471	0	%100
315	M26	X	.272	.272	0	%100
316	M26	Z	-.157	-.157	0	%100

Member Distributed Loads (BLC 68 : Structure Wm (90 Deg))

	Member Label	Direction	Start Magnitude[lb...	End Magnitude[lb/ft,F,psf]	Start Location[ft,%]	End Location[ft,%]
1	M67	X	0	0	0	%100
2	M67	Z	0	0	0	%100
3	M68	X	0	0	0	%100
4	M68	Z	0	0	0	%100
5	M69	X	0	0	0	%100
6	M69	Z	0	0	0	%100
7	M70	X	0	0	0	%100
8	M70	Z	0	0	0	%100
9	M83	X	0	0	0	%100
10	M83	Z	0	0	0	%100
11	M84	X	0	0	0	%100
12	M84	Z	0	0	0	%100

Member Distributed Loads (BLC 68 : Structure Wm (90 Deg)) (Continued)

	Member Label	Direction	Start Magnitude[lb...	End Magnitude[lb/ft,F,psf]	Start Location[ft,%]	End Location[ft,%]
13	M85	X	0	0	0	%100
14	M85	Z	0	0	0	%100
15	M86	X	0	0	0	%100
16	M86	Z	0	0	0	%100
17	M183B	X	.583	.583	0	%100
18	M183B	Z	0	0	0	%100
19	M184	X	.583	.583	0	%100
20	M184	Z	0	0	0	%100
21	M186	X	.583	.583	0	%100
22	M186	Z	0	0	0	%100
23	M187	X	.583	.583	0	%100
24	M187	Z	0	0	0	%100
25	M189	X	.583	.583	0	%100
26	M189	Z	0	0	0	%100
27	M190	X	.583	.583	0	%100
28	M190	Z	0	0	0	%100
29	M192	X	.583	.583	0	%100
30	M192	Z	0	0	0	%100
31	M193	X	.583	.583	0	%100
32	M193	Z	0	0	0	%100
33	M194	X	.583	.583	0	%100
34	M194	Z	0	0	0	%100
35	M195	X	.583	.583	0	%100
36	M195	Z	0	0	0	%100
37	M196	X	.583	.583	0	%100
38	M196	Z	0	0	0	%100
39	M197	X	.583	.583	0	%100
40	M197	Z	0	0	0	%100
41	M201	X	.583	.583	0	%100
42	M201	Z	0	0	0	%100
43	M202	X	.583	.583	0	%100
44	M202	Z	0	0	0	%100
45	M203	X	.583	.583	0	%100
46	M203	Z	0	0	0	%100
47	M204	X	.583	.583	0	%100
48	M204	Z	0	0	0	%100
49	M207	X	.583	.583	0	%100
50	M207	Z	0	0	0	%100
51	M208	X	.583	.583	0	%100
52	M208	Z	0	0	0	%100
53	M209	X	.583	.583	0	%100
54	M209	Z	0	0	0	%100
55	M210	X	.583	.583	0	%100
56	M210	Z	0	0	0	%100
57	M213	X	.583	.583	0	%100
58	M213	Z	0	0	0	%100
59	M214	X	.583	.583	0	%100
60	M214	Z	0	0	0	%100
61	M215	X	.583	.583	0	%100
62	M215	Z	0	0	0	%100
63	M216	X	.583	.583	0	%100
64	M216	Z	0	0	0	%100

Member Distributed Loads (BLC 68 : Structure Wm (90 Deg)) (Continued)

	Member Label	Direction	Start Magnitude[lb...	End Magnitude[lb/ft,F,psf]	Start Location[ft,%]	End Location[ft,%]
65	M147	X	.583	.583	0	%100
66	M147	Z	0	0	0	%100
67	M148	X	.583	.583	0	%100
68	M148	Z	0	0	0	%100
69	M149	X	.583	.583	0	%100
70	M149	Z	0	0	0	%100
71	M150	X	.583	.583	0	%100
72	M150	Z	0	0	0	%100
73	M153	X	.583	.583	0	%100
74	M153	Z	0	0	0	%100
75	M154	X	.583	.583	0	%100
76	M154	Z	0	0	0	%100
77	M155	X	.583	.583	0	%100
78	M155	Z	0	0	0	%100
79	M156	X	.583	.583	0	%100
80	M156	Z	0	0	0	%100
81	M159	X	.583	.583	0	%100
82	M159	Z	0	0	0	%100
83	M160	X	.583	.583	0	%100
84	M160	Z	0	0	0	%100
85	M161	X	.583	.583	0	%100
86	M161	Z	0	0	0	%100
87	M162	X	.583	.583	0	%100
88	M162	Z	0	0	0	%100
89	M12	X	0	0	0	%100
90	M12	Z	0	0	0	%100
91	M15	X	.836	.836	0	%100
92	M15	Z	0	0	0	%100
93	M16	X	0	0	0	%100
94	M16	Z	0	0	0	%100
95	M17	X	0	0	0	%100
96	M17	Z	0	0	0	%100
97	M20	X	.836	.836	0	%100
98	M20	Z	0	0	0	%100
99	M21	X	0	0	0	%100
100	M21	Z	0	0	0	%100
101	M169	X	.836	.836	0	%100
102	M169	Z	0	0	0	%100
103	M170	X	.836	.836	0	%100
104	M170	Z	0	0	0	%100
105	M175	X	.836	.836	0	%100
106	M175	Z	0	0	0	%100
107	M176	X	.836	.836	0	%100
108	M176	Z	0	0	0	%100
109	M166A	X	0	0	0	%100
110	M166A	Z	0	0	0	%100
111	M167	X	0	0	0	%100
112	M167	Z	0	0	0	%100
113	M178A	X	0	0	0	%100
114	M178A	Z	0	0	0	%100
115	M179	X	0	0	0	%100
116	M179	Z	0	0	0	%100

Member Distributed Loads (BLC 68 : Structure Wm (90 Deg)) (Continued)

	Member Label	Direction	Start Magnitude[lb...	End Magnitude[lb/ft,F,psf]	Start Location[ft,%]	End Location[ft,%]
117	M180	X	0	0	0	%100
118	M180	Z	0	0	0	%100
119	M181A	X	0	0	0	%100
120	M181A	Z	0	0	0	%100
121	M167A	X	.836	.836	0	%100
122	M167A	Z	0	0	0	%100
123	M168A	X	.836	.836	0	%100
124	M168A	Z	0	0	0	%100
125	M178	X	.836	.836	0	%100
126	M178	Z	0	0	0	%100
127	M179A	X	.836	.836	0	%100
128	M179A	Z	0	0	0	%100
129	M180A	X	.836	.836	0	%100
130	M180A	Z	0	0	0	%100
131	M181B	X	.836	.836	0	%100
132	M181B	Z	0	0	0	%100
133	M100	X	0	0	0	%100
134	M100	Z	0	0	0	%100
135	M101	X	0	0	0	%100
136	M101	Z	0	0	0	%100
137	M116	X	.498	.498	0	%100
138	M116	Z	0	0	0	%100
139	M120	X	.836	.836	0	%100
140	M120	Z	0	0	0	%100
141	M121	X	.706	.706	0	%100
142	M121	Z	0	0	0	%100
143	M103	X	.38	.38	0	%100
144	M103	Z	0	0	0	%100
145	MPC	X	.721	.721	0	%100
146	MPC	Z	0	0	0	%100
147	MP3C	X	.721	.721	0	%100
148	MP3C	Z	0	0	0	%100
149	MPCC	X	.721	.721	0	%100
150	MPCC	Z	0	0	0	%100
151	MP1A	X	.721	.721	0	%100
152	MP1A	Z	0	0	0	%100
153	MP82	X	.721	.721	0	%100
154	MP82	Z	0	0	0	%100
155	MP3A	X	.721	.721	0	%100
156	MP3A	Z	0	0	0	%100
157	MPG2	X	.721	.721	0	%100
158	MPG2	Z	0	0	0	%100
159	MP2C	X	.721	.721	0	%100
160	MP2C	Z	0	0	0	%100
161	MP2A	X	.721	.721	0	%100
162	MP2A	Z	0	0	0	%100
163	M97	X	.721	.721	0	%100
164	M97	Z	0	0	0	%100
165	MP3B	X	.721	.721	0	%100
166	MP3B	Z	0	0	0	%100
167	M105	X	.721	.721	0	%100
168	M105	Z	0	0	0	%100

Member Distributed Loads (BLC 68 : Structure Wm (90 Deg)) (Continued)

	Member Label	Direction	Start Magnitude[lb...	End Magnitude[lb/ft,F,psf]	Start Location[ft,%]	End Location[ft,%]
169	MP1B	X	.721	.721	0	%100
170	MP1B	Z	0	0	0	%100
171	MP2B	X	.721	.721	0	%100
172	MP2B	Z	0	0	0	%100
173	MP1C	X	.721	.721	0	%100
174	MP1C	Z	0	0	0	%100
175	M122	X	.903	.903	0	%100
176	M122	Z	0	0	0	%100
177	M123	X	.903	.903	0	%100
178	M123	Z	0	0	0	%100
179	M126	X	.903	.903	0	%100
180	M126	Z	0	0	0	%100
181	M134	X	.903	.903	0	%100
182	M134	Z	0	0	0	%100
183	M135	X	.903	.903	0	%100
184	M135	Z	0	0	0	%100
185	M136	X	.903	.903	0	%100
186	M136	Z	0	0	0	%100
187	M137	X	.903	.903	0	%100
188	M137	Z	0	0	0	%100
189	M138	X	.903	.903	0	%100
190	M138	Z	0	0	0	%100
191	M139	X	.903	.903	0	%100
192	M139	Z	0	0	0	%100
193	M140	X	.903	.903	0	%100
194	M140	Z	0	0	0	%100
195	M168	X	.903	.903	0	%100
196	M168	Z	0	0	0	%100
197	M169A	X	.903	.903	0	%100
198	M169A	Z	0	0	0	%100
199	M170A	X	.903	.903	0	%100
200	M170A	Z	0	0	0	%100
201	M171A	X	.903	.903	0	%100
202	M171A	Z	0	0	0	%100
203	M172A	X	.903	.903	0	%100
204	M172A	Z	0	0	0	%100
205	M173	X	.903	.903	0	%100
206	M173	Z	0	0	0	%100
207	M174	X	.903	.903	0	%100
208	M174	Z	0	0	0	%100
209	M175A	X	.903	.903	0	%100
210	M175A	Z	0	0	0	%100
211	M169B	X	.903	.903	0	%100
212	M169B	Z	0	0	0	%100
213	M170B	X	.903	.903	0	%100
214	M170B	Z	0	0	0	%100
215	M171	X	.903	.903	0	%100
216	M171	Z	0	0	0	%100
217	M172	X	.903	.903	0	%100
218	M172	Z	0	0	0	%100
219	M173A	X	.903	.903	0	%100
220	M173A	Z	0	0	0	%100

Member Distributed Loads (BLC 68 : Structure Wm (90 Deg)) (Continued)

	Member Label	Direction	Start Magnitude[lb...	End Magnitude[lb/ft,F,psf]	Start Location[ft,%]	End Location[ft,%]
221	M174A	X	.903	.903	0	%100
222	M174A	Z	0	0	0	%100
223	M175B	X	.903	.903	0	%100
224	M175B	Z	0	0	0	%100
225	M176B	X	.903	.903	0	%100
226	M176B	Z	0	0	0	%100
227	M33	X	1.255	1.255	0	%100
228	M33	Z	0	0	0	%100
229	M34	X	1.255	1.255	0	%100
230	M34	Z	0	0	0	%100
231	M35	X	1.255	1.255	0	%100
232	M35	Z	0	0	0	%100
233	M36	X	1.255	1.255	0	%100
234	M36	Z	0	0	0	%100
235	M37	X	1.255	1.255	0	%100
236	M37	Z	0	0	0	%100
237	M38	X	1.255	1.255	0	%100
238	M38	Z	0	0	0	%100
239	M39	X	1.255	1.255	0	%100
240	M39	Z	0	0	0	%100
241	M40	X	1.255	1.255	0	%100
242	M40	Z	0	0	0	%100
243	M41	X	1.255	1.255	0	%100
244	M41	Z	0	0	0	%100
245	M42	X	1.255	1.255	0	%100
246	M42	Z	0	0	0	%100
247	M43	X	.203	.203	0	%100
248	M43	Z	0	0	0	%100
249	M44	X	.203	.203	0	%100
250	M44	Z	0	0	0	%100
251	M45	X	.203	.203	0	%100
252	M45	Z	0	0	0	%100
253	M46	X	.203	.203	0	%100
254	M46	Z	0	0	0	%100
255	M47	X	.203	.203	0	%100
256	M47	Z	0	0	0	%100
257	M48	X	.203	.203	0	%100
258	M48	Z	0	0	0	%100
259	M49	X	.203	.203	0	%100
260	M49	Z	0	0	0	%100
261	M50	X	.203	.203	0	%100
262	M50	Z	0	0	0	%100
263	M51	X	.203	.203	0	%100
264	M51	Z	0	0	0	%100
265	M52	X	.203	.203	0	%100
266	M52	Z	0	0	0	%100
267	M53	X	.203	.203	0	%100
268	M53	Z	0	0	0	%100
269	M54	X	.203	.203	0	%100
270	M54	Z	0	0	0	%100
271	M55	X	.203	.203	0	%100
272	M55	Z	0	0	0	%100

Member Distributed Loads (BLC 68 : Structure Wm (90 Deg)) (Continued)

	Member Label	Direction	Start Magnitude[lb...	End Magnitude[lb/ft,F,psf]	Start Location[ft,%]	End Location[ft,%]
273	M56	X	.203	.203	0	%100
274	M56	Z	0	0	0	%100
275	M57	X	.203	.203	0	%100
276	M57	Z	0	0	0	%100
277	M58	X	.203	.203	0	%100
278	M58	Z	0	0	0	%100
279	M59	X	.203	.203	0	%100
280	M59	Z	0	0	0	%100
281	M60	X	.203	.203	0	%100
282	M60	Z	0	0	0	%100
283	M61	X	.203	.203	0	%100
284	M61	Z	0	0	0	%100
285	M62	X	.203	.203	0	%100
286	M62	Z	0	0	0	%100
287	M1	X	0	0	0	%100
288	M1	Z	0	0	0	%100
289	M4	X	1.046	1.046	0	%100
290	M4	Z	0	0	0	%100
291	M5	X	0	0	0	%100
292	M5	Z	0	0	0	%100
293	M181	X	1.046	1.046	0	%100
294	M181	Z	0	0	0	%100
295	M182	X	1.046	1.046	0	%100
296	M182	Z	0	0	0	%100
297	M176A	X	0	0	0	%100
298	M176A	Z	0	0	0	%100
299	M182A	X	0	0	0	%100
300	M182A	Z	0	0	0	%100
301	M183	X	0	0	0	%100
302	M183	Z	0	0	0	%100
303	M177	X	1.046	1.046	0	%100
304	M177	Z	0	0	0	%100
305	M182B	X	1.046	1.046	0	%100
306	M182B	Z	0	0	0	%100
307	M183A	X	1.046	1.046	0	%100
308	M183A	Z	0	0	0	%100
309	M23	X	1.255	1.255	0	%100
310	M23	Z	0	0	0	%100
311	M24	X	0	0	0	%100
312	M24	Z	0	0	0	%100
313	M25	X	1.255	1.255	0	%100
314	M25	Z	0	0	0	%100
315	M26	X	0	0	0	%100
316	M26	Z	0	0	0	%100

Member Distributed Loads (BLC 69 : Structure Wm (120 Deg))

	Member Label	Direction	Start Magnitude[lb...	End Magnitude[lb/ft,F,psf]	Start Location[ft,%]	End Location[ft,%]
1	M67	X	.025	.025	0	%100
2	M67	Z	.014	.014	0	%100
3	M68	X	.025	.025	0	%100
4	M68	Z	.014	.014	0	%100

Member Distributed Loads (BLC 69 : Structure Wm (120 Deg)) (Continued)

	Member Label	Direction	Start Magnitude[lb...	End Magnitude[lb/ft,F,psf]	Start Location[ft,%]	End Location[ft,%]
5	M69	X	.025	.025	0	%100
6	M69	Z	.014	.014	0	%100
7	M70	X	.025	.025	0	%100
8	M70	Z	.014	.014	0	%100
9	M83	X	.025	.025	0	%100
10	M83	Z	.014	.014	0	%100
11	M84	X	.025	.025	0	%100
12	M84	Z	.014	.014	0	%100
13	M85	X	.025	.025	0	%100
14	M85	Z	.014	.014	0	%100
15	M86	X	.025	.025	0	%100
16	M86	Z	.014	.014	0	%100
17	M183B	X	.505	.505	0	%100
18	M183B	Z	.291	.291	0	%100
19	M184	X	.505	.505	0	%100
20	M184	Z	.291	.291	0	%100
21	M186	X	.505	.505	0	%100
22	M186	Z	.291	.291	0	%100
23	M187	X	.505	.505	0	%100
24	M187	Z	.291	.291	0	%100
25	M189	X	.505	.505	0	%100
26	M189	Z	.291	.291	0	%100
27	M190	X	.505	.505	0	%100
28	M190	Z	.291	.291	0	%100
29	M192	X	.505	.505	0	%100
30	M192	Z	.291	.291	0	%100
31	M193	X	.505	.505	0	%100
32	M193	Z	.291	.291	0	%100
33	M194	X	.505	.505	0	%100
34	M194	Z	.291	.291	0	%100
35	M195	X	.505	.505	0	%100
36	M195	Z	.291	.291	0	%100
37	M196	X	.505	.505	0	%100
38	M196	Z	.291	.291	0	%100
39	M197	X	.505	.505	0	%100
40	M197	Z	.291	.291	0	%100
41	M201	X	.505	.505	0	%100
42	M201	Z	.291	.291	0	%100
43	M202	X	.505	.505	0	%100
44	M202	Z	.291	.291	0	%100
45	M203	X	.505	.505	0	%100
46	M203	Z	.291	.291	0	%100
47	M204	X	.505	.505	0	%100
48	M204	Z	.291	.291	0	%100
49	M207	X	.505	.505	0	%100
50	M207	Z	.291	.291	0	%100
51	M208	X	.505	.505	0	%100
52	M208	Z	.291	.291	0	%100
53	M209	X	.505	.505	0	%100
54	M209	Z	.291	.291	0	%100
55	M210	X	.505	.505	0	%100
56	M210	Z	.291	.291	0	%100

Member Distributed Loads (BLC 69 : Structure Wm (120 Deg)) (Continued)

	Member Label	Direction	Start Magnitude[lb...	End Magnitude[lb/ft,F,psf]	Start Location[ft,%]	End Location[ft,%]
57	M213	X	.505	.505	0	%100
58	M213	Z	.291	.291	0	%100
59	M214	X	.505	.505	0	%100
60	M214	Z	.291	.291	0	%100
61	M215	X	.505	.505	0	%100
62	M215	Z	.291	.291	0	%100
63	M216	X	.505	.505	0	%100
64	M216	Z	.291	.291	0	%100
65	M147	X	.505	.505	0	%100
66	M147	Z	.291	.291	0	%100
67	M148	X	.505	.505	0	%100
68	M148	Z	.291	.291	0	%100
69	M149	X	.505	.505	0	%100
70	M149	Z	.291	.291	0	%100
71	M150	X	.505	.505	0	%100
72	M150	Z	.291	.291	0	%100
73	M153	X	.505	.505	0	%100
74	M153	Z	.291	.291	0	%100
75	M154	X	.505	.505	0	%100
76	M154	Z	.291	.291	0	%100
77	M155	X	.505	.505	0	%100
78	M155	Z	.291	.291	0	%100
79	M156	X	.505	.505	0	%100
80	M156	Z	.291	.291	0	%100
81	M159	X	.505	.505	0	%100
82	M159	Z	.291	.291	0	%100
83	M160	X	.505	.505	0	%100
84	M160	Z	.291	.291	0	%100
85	M161	X	.505	.505	0	%100
86	M161	Z	.291	.291	0	%100
87	M162	X	.505	.505	0	%100
88	M162	Z	.291	.291	0	%100
89	M12	X	.139	.139	0	%100
90	M12	Z	.08	.08	0	%100
91	M15	X	.543	.543	0	%100
92	M15	Z	.314	.314	0	%100
93	M16	X	.181	.181	0	%100
94	M16	Z	.105	.105	0	%100
95	M17	X	.139	.139	0	%100
96	M17	Z	.08	.08	0	%100
97	M20	X	.543	.543	0	%100
98	M20	Z	.314	.314	0	%100
99	M21	X	.181	.181	0	%100
100	M21	Z	.105	.105	0	%100
101	M169	X	.543	.543	0	%100
102	M169	Z	.314	.314	0	%100
103	M170	X	.543	.543	0	%100
104	M170	Z	.314	.314	0	%100
105	M175	X	.543	.543	0	%100
106	M175	Z	.314	.314	0	%100
107	M176	X	.543	.543	0	%100
108	M176	Z	.314	.314	0	%100

Member Distributed Loads (BLC 69 : Structure Wm (120 Deg)) (Continued)

	Member Label	Direction	Start Magnitude[lb...	End Magnitude[lb/ft,F,psf]	Start Location[ft,%]	End Location[ft,%]
109	M166A	X	.181	.181	0	%100
110	M166A	Z	.105	.105	0	%100
111	M167	X	.181	.181	0	%100
112	M167	Z	.105	.105	0	%100
113	M178A	X	.181	.181	0	%100
114	M178A	Z	.105	.105	0	%100
115	M179	X	.181	.181	0	%100
116	M179	Z	.105	.105	0	%100
117	M180	X	.181	.181	0	%100
118	M180	Z	.105	.105	0	%100
119	M181A	X	.181	.181	0	%100
120	M181A	Z	.105	.105	0	%100
121	M167A	X	.543	.543	0	%100
122	M167A	Z	.314	.314	0	%100
123	M168A	X	.543	.543	0	%100
124	M168A	Z	.314	.314	0	%100
125	M178	X	.543	.543	0	%100
126	M178	Z	.314	.314	0	%100
127	M179A	X	.543	.543	0	%100
128	M179A	Z	.314	.314	0	%100
129	M180A	X	.543	.543	0	%100
130	M180A	Z	.314	.314	0	%100
131	M181B	X	.543	.543	0	%100
132	M181B	Z	.314	.314	0	%100
133	M100	X	.181	.181	0	%100
134	M100	Z	.105	.105	0	%100
135	M101	X	.181	.181	0	%100
136	M101	Z	.105	.105	0	%100
137	M116	X	.505	.505	0	%100
138	M116	Z	.291	.291	0	%100
139	M120	X	.66	.66	0	%100
140	M120	Z	.381	.381	0	%100
141	M121	X	.538	.538	0	%100
142	M121	Z	.311	.311	0	%100
143	M103	X	.591	.591	0	%100
144	M103	Z	.341	.341	0	%100
145	MPC	X	.625	.625	0	%100
146	MPC	Z	.361	.361	0	%100
147	MP3C	X	.625	.625	0	%100
148	MP3C	Z	.361	.361	0	%100
149	MPCC	X	.625	.625	0	%100
150	MPCC	Z	.361	.361	0	%100
151	MP1A	X	.625	.625	0	%100
152	MP1A	Z	.361	.361	0	%100
153	MP82	X	.625	.625	0	%100
154	MP82	Z	.361	.361	0	%100
155	MP3A	X	.625	.625	0	%100
156	MP3A	Z	.361	.361	0	%100
157	MPG2	X	.625	.625	0	%100
158	MPG2	Z	.361	.361	0	%100
159	MP2C	X	.625	.625	0	%100
160	MP2C	Z	.361	.361	0	%100

Member Distributed Loads (BLC 69 : Structure Wm (120 Deg)) (Continued)

	Member Label	Direction	Start Magnitude[lb...	End Magnitude[lb/ft,F,psf]	Start Location[ft,%]	End Location[ft,%]
161	MP2A	X	.625	.625	0	%100
162	MP2A	Z	.361	.361	0	%100
163	M97	X	.625	.625	0	%100
164	M97	Z	.361	.361	0	%100
165	MP3B	X	.625	.625	0	%100
166	MP3B	Z	.361	.361	0	%100
167	M105	X	.625	.625	0	%100
168	M105	Z	.361	.361	0	%100
169	MP1B	X	.625	.625	0	%100
170	MP1B	Z	.361	.361	0	%100
171	MP2B	X	.625	.625	0	%100
172	MP2B	Z	.361	.361	0	%100
173	MP1C	X	.625	.625	0	%100
174	MP1C	Z	.361	.361	0	%100
175	M122	X	.782	.782	0	%100
176	M122	Z	.451	.451	0	%100
177	M123	X	.782	.782	0	%100
178	M123	Z	.451	.451	0	%100
179	M126	X	.782	.782	0	%100
180	M126	Z	.451	.451	0	%100
181	M134	X	.782	.782	0	%100
182	M134	Z	.451	.451	0	%100
183	M135	X	.782	.782	0	%100
184	M135	Z	.451	.451	0	%100
185	M136	X	.782	.782	0	%100
186	M136	Z	.451	.451	0	%100
187	M137	X	.782	.782	0	%100
188	M137	Z	.451	.451	0	%100
189	M138	X	.782	.782	0	%100
190	M138	Z	.451	.451	0	%100
191	M139	X	.782	.782	0	%100
192	M139	Z	.451	.451	0	%100
193	M140	X	.782	.782	0	%100
194	M140	Z	.451	.451	0	%100
195	M168	X	.782	.782	0	%100
196	M168	Z	.451	.451	0	%100
197	M169A	X	.782	.782	0	%100
198	M169A	Z	.451	.451	0	%100
199	M170A	X	.782	.782	0	%100
200	M170A	Z	.451	.451	0	%100
201	M171A	X	.782	.782	0	%100
202	M171A	Z	.451	.451	0	%100
203	M172A	X	.782	.782	0	%100
204	M172A	Z	.451	.451	0	%100
205	M173	X	.782	.782	0	%100
206	M173	Z	.451	.451	0	%100
207	M174	X	.782	.782	0	%100
208	M174	Z	.451	.451	0	%100
209	M175A	X	.782	.782	0	%100
210	M175A	Z	.451	.451	0	%100
211	M169B	X	.782	.782	0	%100
212	M169B	Z	.451	.451	0	%100

Member Distributed Loads (BLC 69 : Structure Wm (120 Deg)) (Continued)

	Member Label	Direction	Start Magnitude[lb...	End Magnitude[lb/ft,F,psf]	Start Location[ft,%]	End Location[ft,%]
213	M170B	X	.782	.782	0	%100
214	M170B	Z	.451	.451	0	%100
215	M171	X	.782	.782	0	%100
216	M171	Z	.451	.451	0	%100
217	M172	X	.782	.782	0	%100
218	M172	Z	.451	.451	0	%100
219	M173A	X	.782	.782	0	%100
220	M173A	Z	.451	.451	0	%100
221	M174A	X	.782	.782	0	%100
222	M174A	Z	.451	.451	0	%100
223	M175B	X	.782	.782	0	%100
224	M175B	Z	.451	.451	0	%100
225	M176B	X	.782	.782	0	%100
226	M176B	Z	.451	.451	0	%100
227	M33	X	.859	.859	0	%100
228	M33	Z	.496	.496	0	%100
229	M34	X	.859	.859	0	%100
230	M34	Z	.496	.496	0	%100
231	M35	X	.859	.859	0	%100
232	M35	Z	.496	.496	0	%100
233	M36	X	.859	.859	0	%100
234	M36	Z	.496	.496	0	%100
235	M37	X	.859	.859	0	%100
236	M37	Z	.496	.496	0	%100
237	M38	X	.859	.859	0	%100
238	M38	Z	.496	.496	0	%100
239	M39	X	.859	.859	0	%100
240	M39	Z	.496	.496	0	%100
241	M40	X	.859	.859	0	%100
242	M40	Z	.496	.496	0	%100
243	M41	X	.859	.859	0	%100
244	M41	Z	.496	.496	0	%100
245	M42	X	.859	.859	0	%100
246	M42	Z	.496	.496	0	%100
247	M43	X	.404	.404	0	%100
248	M43	Z	.233	.233	0	%100
249	M44	X	.404	.404	0	%100
250	M44	Z	.233	.233	0	%100
251	M45	X	.404	.404	0	%100
252	M45	Z	.233	.233	0	%100
253	M46	X	.404	.404	0	%100
254	M46	Z	.233	.233	0	%100
255	M47	X	.404	.404	0	%100
256	M47	Z	.233	.233	0	%100
257	M48	X	.404	.404	0	%100
258	M48	Z	.233	.233	0	%100
259	M49	X	.404	.404	0	%100
260	M49	Z	.233	.233	0	%100
261	M50	X	.404	.404	0	%100
262	M50	Z	.233	.233	0	%100
263	M51	X	.404	.404	0	%100
264	M51	Z	.233	.233	0	%100

Member Distributed Loads (BLC 69 : Structure Wm (120 Deg)) (Continued)

	Member Label	Direction	Start Magnitude[lb...	End Magnitude[lb/ft,F,psf]	Start Location[ft,%]	End Location[ft,%]
265	M52	X	.404	.404	0	%100
266	M52	Z	.233	.233	0	%100
267	M53	X	.404	.404	0	%100
268	M53	Z	.233	.233	0	%100
269	M54	X	.404	.404	0	%100
270	M54	Z	.233	.233	0	%100
271	M55	X	.404	.404	0	%100
272	M55	Z	.233	.233	0	%100
273	M56	X	.404	.404	0	%100
274	M56	Z	.233	.233	0	%100
275	M57	X	.404	.404	0	%100
276	M57	Z	.233	.233	0	%100
277	M58	X	.404	.404	0	%100
278	M58	Z	.233	.233	0	%100
279	M59	X	.404	.404	0	%100
280	M59	Z	.233	.233	0	%100
281	M60	X	.404	.404	0	%100
282	M60	Z	.233	.233	0	%100
283	M61	X	.404	.404	0	%100
284	M61	Z	.233	.233	0	%100
285	M62	X	.404	.404	0	%100
286	M62	Z	.233	.233	0	%100
287	M1	X	.165	.165	0	%100
288	M1	Z	.095	.095	0	%100
289	M4	X	.679	.679	0	%100
290	M4	Z	.392	.392	0	%100
291	M5	X	.214	.214	0	%100
292	M5	Z	.123	.123	0	%100
293	M181	X	.679	.679	0	%100
294	M181	Z	.392	.392	0	%100
295	M182	X	.679	.679	0	%100
296	M182	Z	.392	.392	0	%100
297	M176A	X	.226	.226	0	%100
298	M176A	Z	.131	.131	0	%100
299	M182A	X	.226	.226	0	%100
300	M182A	Z	.131	.131	0	%100
301	M183	X	.226	.226	0	%100
302	M183	Z	.131	.131	0	%100
303	M177	X	.679	.679	0	%100
304	M177	Z	.392	.392	0	%100
305	M182B	X	.679	.679	0	%100
306	M182B	Z	.392	.392	0	%100
307	M183A	X	.679	.679	0	%100
308	M183A	Z	.392	.392	0	%100
309	M23	X	.815	.815	0	%100
310	M23	Z	.471	.471	0	%100
311	M24	X	.272	.272	0	%100
312	M24	Z	.157	.157	0	%100
313	M25	X	.815	.815	0	%100
314	M25	Z	.471	.471	0	%100
315	M26	X	.272	.272	0	%100
316	M26	Z	.157	.157	0	%100

Member Distributed Loads (BLC 70 : Structure Wm (150 Deg))

	Member Label	Direction	Start Magnitude[lb...	End Magnitude[lb/ft,F,psf]	Start Location[ft,%]	End Location[ft,%]
1	M67	X	.043	.043	0	%100
2	M67	Z	.075	.075	0	%100
3	M68	X	.043	.043	0	%100
4	M68	Z	.075	.075	0	%100
5	M69	X	.043	.043	0	%100
6	M69	Z	.075	.075	0	%100
7	M70	X	.043	.043	0	%100
8	M70	Z	.075	.075	0	%100
9	M83	X	.043	.043	0	%100
10	M83	Z	.075	.075	0	%100
11	M84	X	.043	.043	0	%100
12	M84	Z	.075	.075	0	%100
13	M85	X	.043	.043	0	%100
14	M85	Z	.075	.075	0	%100
15	M86	X	.043	.043	0	%100
16	M86	Z	.075	.075	0	%100
17	M183B	X	.291	.291	0	%100
18	M183B	Z	.505	.505	0	%100
19	M184	X	.291	.291	0	%100
20	M184	Z	.505	.505	0	%100
21	M186	X	.291	.291	0	%100
22	M186	Z	.505	.505	0	%100
23	M187	X	.291	.291	0	%100
24	M187	Z	.505	.505	0	%100
25	M189	X	.291	.291	0	%100
26	M189	Z	.505	.505	0	%100
27	M190	X	.291	.291	0	%100
28	M190	Z	.505	.505	0	%100
29	M192	X	.291	.291	0	%100
30	M192	Z	.505	.505	0	%100
31	M193	X	.291	.291	0	%100
32	M193	Z	.505	.505	0	%100
33	M194	X	.291	.291	0	%100
34	M194	Z	.505	.505	0	%100
35	M195	X	.291	.291	0	%100
36	M195	Z	.505	.505	0	%100
37	M196	X	.291	.291	0	%100
38	M196	Z	.505	.505	0	%100
39	M197	X	.291	.291	0	%100
40	M197	Z	.505	.505	0	%100
41	M201	X	.291	.291	0	%100
42	M201	Z	.505	.505	0	%100
43	M202	X	.291	.291	0	%100
44	M202	Z	.505	.505	0	%100
45	M203	X	.291	.291	0	%100
46	M203	Z	.505	.505	0	%100
47	M204	X	.291	.291	0	%100
48	M204	Z	.505	.505	0	%100
49	M207	X	.291	.291	0	%100
50	M207	Z	.505	.505	0	%100
51	M208	X	.291	.291	0	%100
52	M208	Z	.505	.505	0	%100

Member Distributed Loads (BLC 70 : Structure Wm (150 Deg)) (Continued)

	Member Label	Direction	Start Magnitude[lb...	End Magnitude[lb/ft,F,psf]	Start Location[ft,%]	End Location[ft,%]
53	M209	X	.291	.291	0	%100
54	M209	Z	.505	.505	0	%100
55	M210	X	.291	.291	0	%100
56	M210	Z	.505	.505	0	%100
57	M213	X	.291	.291	0	%100
58	M213	Z	.505	.505	0	%100
59	M214	X	.291	.291	0	%100
60	M214	Z	.505	.505	0	%100
61	M215	X	.291	.291	0	%100
62	M215	Z	.505	.505	0	%100
63	M216	X	.291	.291	0	%100
64	M216	Z	.505	.505	0	%100
65	M147	X	.291	.291	0	%100
66	M147	Z	.505	.505	0	%100
67	M148	X	.291	.291	0	%100
68	M148	Z	.505	.505	0	%100
69	M149	X	.291	.291	0	%100
70	M149	Z	.505	.505	0	%100
71	M150	X	.291	.291	0	%100
72	M150	Z	.505	.505	0	%100
73	M153	X	.291	.291	0	%100
74	M153	Z	.505	.505	0	%100
75	M154	X	.291	.291	0	%100
76	M154	Z	.505	.505	0	%100
77	M155	X	.291	.291	0	%100
78	M155	Z	.505	.505	0	%100
79	M156	X	.291	.291	0	%100
80	M156	Z	.505	.505	0	%100
81	M159	X	.291	.291	0	%100
82	M159	Z	.505	.505	0	%100
83	M160	X	.291	.291	0	%100
84	M160	Z	.505	.505	0	%100
85	M161	X	.291	.291	0	%100
86	M161	Z	.505	.505	0	%100
87	M162	X	.291	.291	0	%100
88	M162	Z	.505	.505	0	%100
89	M12	X	.24	.24	0	%100
90	M12	Z	.417	.417	0	%100
91	M15	X	.105	.105	0	%100
92	M15	Z	.181	.181	0	%100
93	M16	X	.314	.314	0	%100
94	M16	Z	.543	.543	0	%100
95	M17	X	.24	.24	0	%100
96	M17	Z	.417	.417	0	%100
97	M20	X	.105	.105	0	%100
98	M20	Z	.181	.181	0	%100
99	M21	X	.314	.314	0	%100
100	M21	Z	.543	.543	0	%100
101	M169	X	.105	.105	0	%100
102	M169	Z	.181	.181	0	%100
103	M170	X	.105	.105	0	%100
104	M170	Z	.181	.181	0	%100

Member Distributed Loads (BLC 70 : Structure Wm (150 Deg)) (Continued)

	Member Label	Direction	Start Magnitude[lb...	End Magnitude[lb/ft,F,psf]	Start Location[ft,%]	End Location[ft,%]
105	M175	X	.105	.105	0	%100
106	M175	Z	.181	.181	0	%100
107	M176	X	.105	.105	0	%100
108	M176	Z	.181	.181	0	%100
109	M166A	X	.314	.314	0	%100
110	M166A	Z	.543	.543	0	%100
111	M167	X	.314	.314	0	%100
112	M167	Z	.543	.543	0	%100
113	M178A	X	.314	.314	0	%100
114	M178A	Z	.543	.543	0	%100
115	M179	X	.314	.314	0	%100
116	M179	Z	.543	.543	0	%100
117	M180	X	.314	.314	0	%100
118	M180	Z	.543	.543	0	%100
119	M181A	X	.314	.314	0	%100
120	M181A	Z	.543	.543	0	%100
121	M167A	X	.105	.105	0	%100
122	M167A	Z	.181	.181	0	%100
123	M168A	X	.105	.105	0	%100
124	M168A	Z	.181	.181	0	%100
125	M178	X	.105	.105	0	%100
126	M178	Z	.181	.181	0	%100
127	M179A	X	.105	.105	0	%100
128	M179A	Z	.181	.181	0	%100
129	M180A	X	.105	.105	0	%100
130	M180A	Z	.181	.181	0	%100
131	M181B	X	.105	.105	0	%100
132	M181B	Z	.181	.181	0	%100
133	M100	X	.314	.314	0	%100
134	M100	Z	.543	.543	0	%100
135	M101	X	.314	.314	0	%100
136	M101	Z	.543	.543	0	%100
137	M116	X	.376	.376	0	%100
138	M116	Z	.651	.651	0	%100
139	M120	X	.307	.307	0	%100
140	M120	Z	.532	.532	0	%100
141	M121	X	.321	.321	0	%100
142	M121	Z	.555	.555	0	%100
143	M103	X	.332	.332	0	%100
144	M103	Z	.574	.574	0	%100
145	MPC	X	.361	.361	0	%100
146	MPC	Z	.625	.625	0	%100
147	MP3C	X	.361	.361	0	%100
148	MP3C	Z	.625	.625	0	%100
149	MPCC	X	.361	.361	0	%100
150	MPCC	Z	.625	.625	0	%100
151	MP1A	X	.361	.361	0	%100
152	MP1A	Z	.625	.625	0	%100
153	MP82	X	.361	.361	0	%100
154	MP82	Z	.625	.625	0	%100
155	MP3A	X	.361	.361	0	%100
156	MP3A	Z	.625	.625	0	%100

Member Distributed Loads (BLC 70 : Structure Wm (150 Deg)) (Continued)

	Member Label	Direction	Start Magnitude[lb...	End Magnitude[lb/ft,F,psf]	Start Location[ft,%]	End Location[ft,%]
157	MPG2	X	.361	.361	0	%100
158	MPG2	Z	.625	.625	0	%100
159	MP2C	X	.361	.361	0	%100
160	MP2C	Z	.625	.625	0	%100
161	MP2A	X	.361	.361	0	%100
162	MP2A	Z	.625	.625	0	%100
163	M97	X	.361	.361	0	%100
164	M97	Z	.625	.625	0	%100
165	MP3B	X	.361	.361	0	%100
166	MP3B	Z	.625	.625	0	%100
167	M105	X	.361	.361	0	%100
168	M105	Z	.625	.625	0	%100
169	MP1B	X	.361	.361	0	%100
170	MP1B	Z	.625	.625	0	%100
171	MP2B	X	.361	.361	0	%100
172	MP2B	Z	.625	.625	0	%100
173	MP1C	X	.361	.361	0	%100
174	MP1C	Z	.625	.625	0	%100
175	M122	X	.451	.451	0	%100
176	M122	Z	.782	.782	0	%100
177	M123	X	.451	.451	0	%100
178	M123	Z	.782	.782	0	%100
179	M126	X	.451	.451	0	%100
180	M126	Z	.782	.782	0	%100
181	M134	X	.451	.451	0	%100
182	M134	Z	.782	.782	0	%100
183	M135	X	.451	.451	0	%100
184	M135	Z	.782	.782	0	%100
185	M136	X	.451	.451	0	%100
186	M136	Z	.782	.782	0	%100
187	M137	X	.451	.451	0	%100
188	M137	Z	.782	.782	0	%100
189	M138	X	.451	.451	0	%100
190	M138	Z	.782	.782	0	%100
191	M139	X	.451	.451	0	%100
192	M139	Z	.782	.782	0	%100
193	M140	X	.451	.451	0	%100
194	M140	Z	.782	.782	0	%100
195	M168	X	.451	.451	0	%100
196	M168	Z	.782	.782	0	%100
197	M169A	X	.451	.451	0	%100
198	M169A	Z	.782	.782	0	%100
199	M170A	X	.451	.451	0	%100
200	M170A	Z	.782	.782	0	%100
201	M171A	X	.451	.451	0	%100
202	M171A	Z	.782	.782	0	%100
203	M172A	X	.451	.451	0	%100
204	M172A	Z	.782	.782	0	%100
205	M173	X	.451	.451	0	%100
206	M173	Z	.782	.782	0	%100
207	M174	X	.451	.451	0	%100
208	M174	Z	.782	.782	0	%100

Member Distributed Loads (BLC 70 : Structure Wm (150 Deg)) (Continued)

	Member Label	Direction	Start Magnitude[lb...	End Magnitude[lb/ft,F,psf]	Start Location[ft,%]	End Location[ft,%]
209	M175A	X	.451	.451	0	%100
210	M175A	Z	.782	.782	0	%100
211	M169B	X	.451	.451	0	%100
212	M169B	Z	.782	.782	0	%100
213	M170B	X	.451	.451	0	%100
214	M170B	Z	.782	.782	0	%100
215	M171	X	.451	.451	0	%100
216	M171	Z	.782	.782	0	%100
217	M172	X	.451	.451	0	%100
218	M172	Z	.782	.782	0	%100
219	M173A	X	.451	.451	0	%100
220	M173A	Z	.782	.782	0	%100
221	M174A	X	.451	.451	0	%100
222	M174A	Z	.782	.782	0	%100
223	M175B	X	.451	.451	0	%100
224	M175B	Z	.782	.782	0	%100
225	M176B	X	.451	.451	0	%100
226	M176B	Z	.782	.782	0	%100
227	M33	X	.233	.233	0	%100
228	M33	Z	.404	.404	0	%100
229	M34	X	.233	.233	0	%100
230	M34	Z	.404	.404	0	%100
231	M35	X	.233	.233	0	%100
232	M35	Z	.404	.404	0	%100
233	M36	X	.233	.233	0	%100
234	M36	Z	.404	.404	0	%100
235	M37	X	.233	.233	0	%100
236	M37	Z	.404	.404	0	%100
237	M38	X	.233	.233	0	%100
238	M38	Z	.404	.404	0	%100
239	M39	X	.233	.233	0	%100
240	M39	Z	.404	.404	0	%100
241	M40	X	.233	.233	0	%100
242	M40	Z	.404	.404	0	%100
243	M41	X	.233	.233	0	%100
244	M41	Z	.404	.404	0	%100
245	M42	X	.233	.233	0	%100
246	M42	Z	.404	.404	0	%100
247	M43	X	.496	.496	0	%100
248	M43	Z	.859	.859	0	%100
249	M44	X	.496	.496	0	%100
250	M44	Z	.859	.859	0	%100
251	M45	X	.496	.496	0	%100
252	M45	Z	.859	.859	0	%100
253	M46	X	.496	.496	0	%100
254	M46	Z	.859	.859	0	%100
255	M47	X	.496	.496	0	%100
256	M47	Z	.859	.859	0	%100
257	M48	X	.496	.496	0	%100
258	M48	Z	.859	.859	0	%100
259	M49	X	.496	.496	0	%100
260	M49	Z	.859	.859	0	%100

Member Distributed Loads (BLC 70 : Structure Wm (150 Deg)) (Continued)

	Member Label	Direction	Start Magnitude[lb...	End Magnitude[lb/ft,F,psf]	Start Location[ft,%]	End Location[ft,%]
261	M50	X	.496	.496	0	%100
262	M50	Z	.859	.859	0	%100
263	M51	X	.496	.496	0	%100
264	M51	Z	.859	.859	0	%100
265	M52	X	.496	.496	0	%100
266	M52	Z	.859	.859	0	%100
267	M53	X	.496	.496	0	%100
268	M53	Z	.859	.859	0	%100
269	M54	X	.496	.496	0	%100
270	M54	Z	.859	.859	0	%100
271	M55	X	.496	.496	0	%100
272	M55	Z	.859	.859	0	%100
273	M56	X	.496	.496	0	%100
274	M56	Z	.859	.859	0	%100
275	M57	X	.496	.496	0	%100
276	M57	Z	.859	.859	0	%100
277	M58	X	.496	.496	0	%100
278	M58	Z	.859	.859	0	%100
279	M59	X	.496	.496	0	%100
280	M59	Z	.859	.859	0	%100
281	M60	X	.496	.496	0	%100
282	M60	Z	.859	.859	0	%100
283	M61	X	.496	.496	0	%100
284	M61	Z	.859	.859	0	%100
285	M62	X	.496	.496	0	%100
286	M62	Z	.859	.859	0	%100
287	M1	X	.286	.286	0	%100
288	M1	Z	.496	.496	0	%100
289	M4	X	.131	.131	0	%100
290	M4	Z	.226	.226	0	%100
291	M5	X	.37	.37	0	%100
292	M5	Z	.641	.641	0	%100
293	M181	X	.131	.131	0	%100
294	M181	Z	.226	.226	0	%100
295	M182	X	.131	.131	0	%100
296	M182	Z	.226	.226	0	%100
297	M176A	X	.392	.392	0	%100
298	M176A	Z	.679	.679	0	%100
299	M182A	X	.392	.392	0	%100
300	M182A	Z	.679	.679	0	%100
301	M183	X	.392	.392	0	%100
302	M183	Z	.679	.679	0	%100
303	M177	X	.131	.131	0	%100
304	M177	Z	.226	.226	0	%100
305	M182B	X	.131	.131	0	%100
306	M182B	Z	.226	.226	0	%100
307	M183A	X	.131	.131	0	%100
308	M183A	Z	.226	.226	0	%100
309	M23	X	.157	.157	0	%100
310	M23	Z	.272	.272	0	%100
311	M24	X	.471	.471	0	%100
312	M24	Z	.815	.815	0	%100

Member Distributed Loads (BLC 70 : Structure Wm (150 Deg)) (Continued)

	Member Label	Direction	Start Magnitude[lb...	End Magnitude[lb/ft,F,psf]	Start Location[ft,%]	End Location[ft,%]
313	M25	X	.157	.157	0	%100
314	M25	Z	.272	.272	0	%100
315	M26	X	.471	.471	0	%100
316	M26	Z	.815	.815	0	%100

Member Distributed Loads (BLC 71 : Structure Wm (180 Deg))

	Member Label	Direction	Start Magnitude[lb...	End Magnitude[lb/ft,F,psf]	Start Location[ft,%]	End Location[ft,%]
1	M67	X	0	0	0	%100
2	M67	Z	.115	.115	0	%100
3	M68	X	0	0	0	%100
4	M68	Z	.115	.115	0	%100
5	M69	X	0	0	0	%100
6	M69	Z	.115	.115	0	%100
7	M70	X	0	0	0	%100
8	M70	Z	.115	.115	0	%100
9	M83	X	0	0	0	%100
10	M83	Z	.115	.115	0	%100
11	M84	X	0	0	0	%100
12	M84	Z	.115	.115	0	%100
13	M85	X	0	0	0	%100
14	M85	Z	.115	.115	0	%100
15	M86	X	0	0	0	%100
16	M86	Z	.115	.115	0	%100
17	M183B	X	0	0	0	%100
18	M183B	Z	.583	.583	0	%100
19	M184	X	0	0	0	%100
20	M184	Z	.583	.583	0	%100
21	M186	X	0	0	0	%100
22	M186	Z	.583	.583	0	%100
23	M187	X	0	0	0	%100
24	M187	Z	.583	.583	0	%100
25	M189	X	0	0	0	%100
26	M189	Z	.583	.583	0	%100
27	M190	X	0	0	0	%100
28	M190	Z	.583	.583	0	%100
29	M192	X	0	0	0	%100
30	M192	Z	.583	.583	0	%100
31	M193	X	0	0	0	%100
32	M193	Z	.583	.583	0	%100
33	M194	X	0	0	0	%100
34	M194	Z	.583	.583	0	%100
35	M195	X	0	0	0	%100
36	M195	Z	.583	.583	0	%100
37	M196	X	0	0	0	%100
38	M196	Z	.583	.583	0	%100
39	M197	X	0	0	0	%100
40	M197	Z	.583	.583	0	%100
41	M201	X	0	0	0	%100
42	M201	Z	.583	.583	0	%100
43	M202	X	0	0	0	%100
44	M202	Z	.583	.583	0	%100

Member Distributed Loads (BLC 71 : Structure Wm (180 Deg)) (Continued)

	Member Label	Direction	Start Magnitude[lb...	End Magnitude[lb/ft,F,psf]	Start Location[ft,%]	End Location[ft,%]
45	M203	X	0	0	0	%100
46	M203	Z	.583	.583	0	%100
47	M204	X	0	0	0	%100
48	M204	Z	.583	.583	0	%100
49	M207	X	0	0	0	%100
50	M207	Z	.583	.583	0	%100
51	M208	X	0	0	0	%100
52	M208	Z	.583	.583	0	%100
53	M209	X	0	0	0	%100
54	M209	Z	.583	.583	0	%100
55	M210	X	0	0	0	%100
56	M210	Z	.583	.583	0	%100
57	M213	X	0	0	0	%100
58	M213	Z	.583	.583	0	%100
59	M214	X	0	0	0	%100
60	M214	Z	.583	.583	0	%100
61	M215	X	0	0	0	%100
62	M215	Z	.583	.583	0	%100
63	M216	X	0	0	0	%100
64	M216	Z	.583	.583	0	%100
65	M147	X	0	0	0	%100
66	M147	Z	.583	.583	0	%100
67	M148	X	0	0	0	%100
68	M148	Z	.583	.583	0	%100
69	M149	X	0	0	0	%100
70	M149	Z	.583	.583	0	%100
71	M150	X	0	0	0	%100
72	M150	Z	.583	.583	0	%100
73	M153	X	0	0	0	%100
74	M153	Z	.583	.583	0	%100
75	M154	X	0	0	0	%100
76	M154	Z	.583	.583	0	%100
77	M155	X	0	0	0	%100
78	M155	Z	.583	.583	0	%100
79	M156	X	0	0	0	%100
80	M156	Z	.583	.583	0	%100
81	M159	X	0	0	0	%100
82	M159	Z	.583	.583	0	%100
83	M160	X	0	0	0	%100
84	M160	Z	.583	.583	0	%100
85	M161	X	0	0	0	%100
86	M161	Z	.583	.583	0	%100
87	M162	X	0	0	0	%100
88	M162	Z	.583	.583	0	%100
89	M12	X	0	0	0	%100
90	M12	Z	.641	.641	0	%100
91	M15	X	0	0	0	%100
92	M15	Z	0	0	0	%100
93	M16	X	0	0	0	%100
94	M16	Z	.836	.836	0	%100
95	M17	X	0	0	0	%100
96	M17	Z	.641	.641	0	%100

Member Distributed Loads (BLC 71 : Structure Wm (180 Deg)) (Continued)

	Member Label	Direction	Start Magnitude[lb...	End Magnitude[lb/ft,F,psf]	Start Location[ft,%]	End Location[ft,%]
97	M20	X	0	0	0	%100
98	M20	Z	0	0	0	%100
99	M21	X	0	0	0	%100
100	M21	Z	.836	.836	0	%100
101	M169	X	0	0	0	%100
102	M169	Z	0	0	0	%100
103	M170	X	0	0	0	%100
104	M170	Z	0	0	0	%100
105	M175	X	0	0	0	%100
106	M175	Z	0	0	0	%100
107	M176	X	0	0	0	%100
108	M176	Z	0	0	0	%100
109	M166A	X	0	0	0	%100
110	M166A	Z	.836	.836	0	%100
111	M167	X	0	0	0	%100
112	M167	Z	.836	.836	0	%100
113	M178A	X	0	0	0	%100
114	M178A	Z	.836	.836	0	%100
115	M179	X	0	0	0	%100
116	M179	Z	.836	.836	0	%100
117	M180	X	0	0	0	%100
118	M180	Z	.836	.836	0	%100
119	M181A	X	0	0	0	%100
120	M181A	Z	.836	.836	0	%100
121	M167A	X	0	0	0	%100
122	M167A	Z	0	0	0	%100
123	M168A	X	0	0	0	%100
124	M168A	Z	0	0	0	%100
125	M178	X	0	0	0	%100
126	M178	Z	0	0	0	%100
127	M179A	X	0	0	0	%100
128	M179A	Z	0	0	0	%100
129	M180A	X	0	0	0	%100
130	M180A	Z	0	0	0	%100
131	M181B	X	0	0	0	%100
132	M181B	Z	0	0	0	%100
133	M100	X	0	0	0	%100
134	M100	Z	.836	.836	0	%100
135	M101	X	0	0	0	%100
136	M101	Z	.836	.836	0	%100
137	M116	X	0	0	0	%100
138	M116	Z	.836	.836	0	%100
139	M120	X	0	0	0	%100
140	M120	Z	.541	.541	0	%100
141	M121	X	0	0	0	%100
142	M121	Z	.746	.746	0	%100
143	M103	X	0	0	0	%100
144	M103	Z	.342	.342	0	%100
145	MPC	X	0	0	0	%100
146	MPC	Z	.721	.721	0	%100
147	MP3C	X	0	0	0	%100
148	MP3C	Z	.721	.721	0	%100

Member Distributed Loads (BLC 71 : Structure Wm (180 Deg)) (Continued)

	Member Label	Direction	Start Magnitude[lb...	End Magnitude[lb/ft,F,psf]	Start Location[ft,%]	End Location[ft,%]
149	MPCC	X	0	0	0	%100
150	MPCC	Z	.721	.721	0	%100
151	MP1A	X	0	0	0	%100
152	MP1A	Z	.721	.721	0	%100
153	MP82	X	0	0	0	%100
154	MP82	Z	.721	.721	0	%100
155	MP3A	X	0	0	0	%100
156	MP3A	Z	.721	.721	0	%100
157	MPG2	X	0	0	0	%100
158	MPG2	Z	.721	.721	0	%100
159	MP2C	X	0	0	0	%100
160	MP2C	Z	.721	.721	0	%100
161	MP2A	X	0	0	0	%100
162	MP2A	Z	.721	.721	0	%100
163	M97	X	0	0	0	%100
164	M97	Z	.721	.721	0	%100
165	MP3B	X	0	0	0	%100
166	MP3B	Z	.721	.721	0	%100
167	M105	X	0	0	0	%100
168	M105	Z	.721	.721	0	%100
169	MP1B	X	0	0	0	%100
170	MP1B	Z	.721	.721	0	%100
171	MP2B	X	0	0	0	%100
172	MP2B	Z	.721	.721	0	%100
173	MP1C	X	0	0	0	%100
174	MP1C	Z	.721	.721	0	%100
175	M122	X	0	0	0	%100
176	M122	Z	.903	.903	0	%100
177	M123	X	0	0	0	%100
178	M123	Z	.903	.903	0	%100
179	M126	X	0	0	0	%100
180	M126	Z	.903	.903	0	%100
181	M134	X	0	0	0	%100
182	M134	Z	.903	.903	0	%100
183	M135	X	0	0	0	%100
184	M135	Z	.903	.903	0	%100
185	M136	X	0	0	0	%100
186	M136	Z	.903	.903	0	%100
187	M137	X	0	0	0	%100
188	M137	Z	.903	.903	0	%100
189	M138	X	0	0	0	%100
190	M138	Z	.903	.903	0	%100
191	M139	X	0	0	0	%100
192	M139	Z	.903	.903	0	%100
193	M140	X	0	0	0	%100
194	M140	Z	.903	.903	0	%100
195	M168	X	0	0	0	%100
196	M168	Z	.903	.903	0	%100
197	M169A	X	0	0	0	%100
198	M169A	Z	.903	.903	0	%100
199	M170A	X	0	0	0	%100
200	M170A	Z	.903	.903	0	%100

Member Distributed Loads (BLC 71 : Structure Wm (180 Deg)) (Continued)

	Member Label	Direction	Start Magnitude[lb...	End Magnitude[lb/ft,F,psf]	Start Location[ft,%]	End Location[ft,%]
201	M171A	X	0	0	0	%100
202	M171A	Z	.903	.903	0	%100
203	M172A	X	0	0	0	%100
204	M172A	Z	.903	.903	0	%100
205	M173	X	0	0	0	%100
206	M173	Z	.903	.903	0	%100
207	M174	X	0	0	0	%100
208	M174	Z	.903	.903	0	%100
209	M175A	X	0	0	0	%100
210	M175A	Z	.903	.903	0	%100
211	M169B	X	0	0	0	%100
212	M169B	Z	.903	.903	0	%100
213	M170B	X	0	0	0	%100
214	M170B	Z	.903	.903	0	%100
215	M171	X	0	0	0	%100
216	M171	Z	.903	.903	0	%100
217	M172	X	0	0	0	%100
218	M172	Z	.903	.903	0	%100
219	M173A	X	0	0	0	%100
220	M173A	Z	.903	.903	0	%100
221	M174A	X	0	0	0	%100
222	M174A	Z	.903	.903	0	%100
223	M175B	X	0	0	0	%100
224	M175B	Z	.903	.903	0	%100
225	M176B	X	0	0	0	%100
226	M176B	Z	.903	.903	0	%100
227	M33	X	0	0	0	%100
228	M33	Z	.203	.203	0	%100
229	M34	X	0	0	0	%100
230	M34	Z	.203	.203	0	%100
231	M35	X	0	0	0	%100
232	M35	Z	.203	.203	0	%100
233	M36	X	0	0	0	%100
234	M36	Z	.203	.203	0	%100
235	M37	X	0	0	0	%100
236	M37	Z	.203	.203	0	%100
237	M38	X	0	0	0	%100
238	M38	Z	.203	.203	0	%100
239	M39	X	0	0	0	%100
240	M39	Z	.203	.203	0	%100
241	M40	X	0	0	0	%100
242	M40	Z	.203	.203	0	%100
243	M41	X	0	0	0	%100
244	M41	Z	.203	.203	0	%100
245	M42	X	0	0	0	%100
246	M42	Z	.203	.203	0	%100
247	M43	X	0	0	0	%100
248	M43	Z	1.255	1.255	0	%100
249	M44	X	0	0	0	%100
250	M44	Z	1.255	1.255	0	%100
251	M45	X	0	0	0	%100
252	M45	Z	1.255	1.255	0	%100

Member Distributed Loads (BLC 71 : Structure Wm (180 Deg)) (Continued)

	Member Label	Direction	Start Magnitude[lb...	End Magnitude[lb/ft,F,psf]	Start Location[ft,%]	End Location[ft,%]
253	M46	X	0	0	0	%100
254	M46	Z	1.255	1.255	0	%100
255	M47	X	0	0	0	%100
256	M47	Z	1.255	1.255	0	%100
257	M48	X	0	0	0	%100
258	M48	Z	1.255	1.255	0	%100
259	M49	X	0	0	0	%100
260	M49	Z	1.255	1.255	0	%100
261	M50	X	0	0	0	%100
262	M50	Z	1.255	1.255	0	%100
263	M51	X	0	0	0	%100
264	M51	Z	1.255	1.255	0	%100
265	M52	X	0	0	0	%100
266	M52	Z	1.255	1.255	0	%100
267	M53	X	0	0	0	%100
268	M53	Z	1.255	1.255	0	%100
269	M54	X	0	0	0	%100
270	M54	Z	1.255	1.255	0	%100
271	M55	X	0	0	0	%100
272	M55	Z	1.255	1.255	0	%100
273	M56	X	0	0	0	%100
274	M56	Z	1.255	1.255	0	%100
275	M57	X	0	0	0	%100
276	M57	Z	1.255	1.255	0	%100
277	M58	X	0	0	0	%100
278	M58	Z	1.255	1.255	0	%100
279	M59	X	0	0	0	%100
280	M59	Z	1.255	1.255	0	%100
281	M60	X	0	0	0	%100
282	M60	Z	1.255	1.255	0	%100
283	M61	X	0	0	0	%100
284	M61	Z	1.255	1.255	0	%100
285	M62	X	0	0	0	%100
286	M62	Z	1.255	1.255	0	%100
287	M1	X	0	0	0	%100
288	M1	Z	.763	.763	0	%100
289	M4	X	0	0	0	%100
290	M4	Z	0	0	0	%100
291	M5	X	0	0	0	%100
292	M5	Z	.986	.986	0	%100
293	M181	X	0	0	0	%100
294	M181	Z	0	0	0	%100
295	M182	X	0	0	0	%100
296	M182	Z	0	0	0	%100
297	M176A	X	0	0	0	%100
298	M176A	Z	1.046	1.046	0	%100
299	M182A	X	0	0	0	%100
300	M182A	Z	1.046	1.046	0	%100
301	M183	X	0	0	0	%100
302	M183	Z	1.046	1.046	0	%100
303	M177	X	0	0	0	%100
304	M177	Z	0	0	0	%100

Member Distributed Loads (BLC 71 : Structure Wm (180 Deg)) (Continued)

	Member Label	Direction	Start Magnitude[lb...	End Magnitude[lb/ft,F,psf]	Start Location[ft,%]	End Location[ft,%]
305	M182B	X	0	0	0	%100
306	M182B	Z	0	0	0	%100
307	M183A	X	0	0	0	%100
308	M183A	Z	0	0	0	%100
309	M23	X	0	0	0	%100
310	M23	Z	0	0	0	%100
311	M24	X	0	0	0	%100
312	M24	Z	1.255	1.255	0	%100
313	M25	X	0	0	0	%100
314	M25	Z	0	0	0	%100
315	M26	X	0	0	0	%100
316	M26	Z	1.255	1.255	0	%100

Member Distributed Loads (BLC 72 : Structure Wm (210 Deg))

	Member Label	Direction	Start Magnitude[lb...	End Magnitude[lb/ft,F,psf]	Start Location[ft,%]	End Location[ft,%]
1	M67	X	-.043	-.043	0	%100
2	M67	Z	.075	.075	0	%100
3	M68	X	-.043	-.043	0	%100
4	M68	Z	.075	.075	0	%100
5	M69	X	-.043	-.043	0	%100
6	M69	Z	.075	.075	0	%100
7	M70	X	-.043	-.043	0	%100
8	M70	Z	.075	.075	0	%100
9	M83	X	-.043	-.043	0	%100
10	M83	Z	.075	.075	0	%100
11	M84	X	-.043	-.043	0	%100
12	M84	Z	.075	.075	0	%100
13	M85	X	-.043	-.043	0	%100
14	M85	Z	.075	.075	0	%100
15	M86	X	-.043	-.043	0	%100
16	M86	Z	.075	.075	0	%100
17	M183B	X	-.291	-.291	0	%100
18	M183B	Z	.505	.505	0	%100
19	M184	X	-.291	-.291	0	%100
20	M184	Z	.505	.505	0	%100
21	M186	X	-.291	-.291	0	%100
22	M186	Z	.505	.505	0	%100
23	M187	X	-.291	-.291	0	%100
24	M187	Z	.505	.505	0	%100
25	M189	X	-.291	-.291	0	%100
26	M189	Z	.505	.505	0	%100
27	M190	X	-.291	-.291	0	%100
28	M190	Z	.505	.505	0	%100
29	M192	X	-.291	-.291	0	%100
30	M192	Z	.505	.505	0	%100
31	M193	X	-.291	-.291	0	%100
32	M193	Z	.505	.505	0	%100
33	M194	X	-.291	-.291	0	%100
34	M194	Z	.505	.505	0	%100
35	M195	X	-.291	-.291	0	%100
36	M195	Z	.505	.505	0	%100

Member Distributed Loads (BLC 72 : Structure Wm (210 Deg)) (Continued)

	Member Label	Direction	Start Magnitude[lb...	End Magnitude[lb/ft,F,psf]	Start Location[ft,%]	End Location[ft,%]
37	M196	X	-.291	-.291	0	%100
38	M196	Z	.505	.505	0	%100
39	M197	X	-.291	-.291	0	%100
40	M197	Z	.505	.505	0	%100
41	M201	X	-.291	-.291	0	%100
42	M201	Z	.505	.505	0	%100
43	M202	X	-.291	-.291	0	%100
44	M202	Z	.505	.505	0	%100
45	M203	X	-.291	-.291	0	%100
46	M203	Z	.505	.505	0	%100
47	M204	X	-.291	-.291	0	%100
48	M204	Z	.505	.505	0	%100
49	M207	X	-.291	-.291	0	%100
50	M207	Z	.505	.505	0	%100
51	M208	X	-.291	-.291	0	%100
52	M208	Z	.505	.505	0	%100
53	M209	X	-.291	-.291	0	%100
54	M209	Z	.505	.505	0	%100
55	M210	X	-.291	-.291	0	%100
56	M210	Z	.505	.505	0	%100
57	M213	X	-.291	-.291	0	%100
58	M213	Z	.505	.505	0	%100
59	M214	X	-.291	-.291	0	%100
60	M214	Z	.505	.505	0	%100
61	M215	X	-.291	-.291	0	%100
62	M215	Z	.505	.505	0	%100
63	M216	X	-.291	-.291	0	%100
64	M216	Z	.505	.505	0	%100
65	M147	X	-.291	-.291	0	%100
66	M147	Z	.505	.505	0	%100
67	M148	X	-.291	-.291	0	%100
68	M148	Z	.505	.505	0	%100
69	M149	X	-.291	-.291	0	%100
70	M149	Z	.505	.505	0	%100
71	M150	X	-.291	-.291	0	%100
72	M150	Z	.505	.505	0	%100
73	M153	X	-.291	-.291	0	%100
74	M153	Z	.505	.505	0	%100
75	M154	X	-.291	-.291	0	%100
76	M154	Z	.505	.505	0	%100
77	M155	X	-.291	-.291	0	%100
78	M155	Z	.505	.505	0	%100
79	M156	X	-.291	-.291	0	%100
80	M156	Z	.505	.505	0	%100
81	M159	X	-.291	-.291	0	%100
82	M159	Z	.505	.505	0	%100
83	M160	X	-.291	-.291	0	%100
84	M160	Z	.505	.505	0	%100
85	M161	X	-.291	-.291	0	%100
86	M161	Z	.505	.505	0	%100
87	M162	X	-.291	-.291	0	%100
88	M162	Z	.505	.505	0	%100

Member Distributed Loads (BLC 72 : Structure Wm (210 Deg)) (Continued)

	Member Label	Direction	Start Magnitude[lb...	End Magnitude[lb/ft,F,psf]	Start Location[ft,%]	End Location[ft,%]
89	M12	X	-.24	-.24	0	%100
90	M12	Z	.417	.417	0	%100
91	M15	X	-.105	-.105	0	%100
92	M15	Z	.181	.181	0	%100
93	M16	X	-.314	-.314	0	%100
94	M16	Z	.543	.543	0	%100
95	M17	X	-.24	-.24	0	%100
96	M17	Z	.417	.417	0	%100
97	M20	X	-.105	-.105	0	%100
98	M20	Z	.181	.181	0	%100
99	M21	X	-.314	-.314	0	%100
100	M21	Z	.543	.543	0	%100
101	M169	X	-.105	-.105	0	%100
102	M169	Z	.181	.181	0	%100
103	M170	X	-.105	-.105	0	%100
104	M170	Z	.181	.181	0	%100
105	M175	X	-.105	-.105	0	%100
106	M175	Z	.181	.181	0	%100
107	M176	X	-.105	-.105	0	%100
108	M176	Z	.181	.181	0	%100
109	M166A	X	-.314	-.314	0	%100
110	M166A	Z	.543	.543	0	%100
111	M167	X	-.314	-.314	0	%100
112	M167	Z	.543	.543	0	%100
113	M178A	X	-.314	-.314	0	%100
114	M178A	Z	.543	.543	0	%100
115	M179	X	-.314	-.314	0	%100
116	M179	Z	.543	.543	0	%100
117	M180	X	-.314	-.314	0	%100
118	M180	Z	.543	.543	0	%100
119	M181A	X	-.314	-.314	0	%100
120	M181A	Z	.543	.543	0	%100
121	M167A	X	-.105	-.105	0	%100
122	M167A	Z	.181	.181	0	%100
123	M168A	X	-.105	-.105	0	%100
124	M168A	Z	.181	.181	0	%100
125	M178	X	-.105	-.105	0	%100
126	M178	Z	.181	.181	0	%100
127	M179A	X	-.105	-.105	0	%100
128	M179A	Z	.181	.181	0	%100
129	M180A	X	-.105	-.105	0	%100
130	M180A	Z	.181	.181	0	%100
131	M181B	X	-.105	-.105	0	%100
132	M181B	Z	.181	.181	0	%100
133	M100	X	-.314	-.314	0	%100
134	M100	Z	.543	.543	0	%100
135	M101	X	-.314	-.314	0	%100
136	M101	Z	.543	.543	0	%100
137	M116	X	-.376	-.376	0	%100
138	M116	Z	.651	.651	0	%100
139	M120	X	-.307	-.307	0	%100
140	M120	Z	.532	.532	0	%100

Member Distributed Loads (BLC 72 : Structure Wm (210 Deg)) (Continued)

	Member Label	Direction	Start Magnitude[lb...	End Magnitude[lb/ft,F,psf]	Start Location[ft,%]	End Location[ft,%]
141	M121	X	-.415	-.415	0	%100
142	M121	Z	.719	.719	0	%100
143	M103	X	-.02	-.02	0	%100
144	M103	Z	.034	.034	0	%100
145	MPC	X	-.361	-.361	0	%100
146	MPC	Z	.625	.625	0	%100
147	MP3C	X	-.361	-.361	0	%100
148	MP3C	Z	.625	.625	0	%100
149	MPCC	X	-.361	-.361	0	%100
150	MPCC	Z	.625	.625	0	%100
151	MP1A	X	-.361	-.361	0	%100
152	MP1A	Z	.625	.625	0	%100
153	MP82	X	-.361	-.361	0	%100
154	MP82	Z	.625	.625	0	%100
155	MP3A	X	-.361	-.361	0	%100
156	MP3A	Z	.625	.625	0	%100
157	MPG2	X	-.361	-.361	0	%100
158	MPG2	Z	.625	.625	0	%100
159	MP2C	X	-.361	-.361	0	%100
160	MP2C	Z	.625	.625	0	%100
161	MP2A	X	-.361	-.361	0	%100
162	MP2A	Z	.625	.625	0	%100
163	M97	X	-.361	-.361	0	%100
164	M97	Z	.625	.625	0	%100
165	MP3B	X	-.361	-.361	0	%100
166	MP3B	Z	.625	.625	0	%100
167	M105	X	-.361	-.361	0	%100
168	M105	Z	.625	.625	0	%100
169	MP1B	X	-.361	-.361	0	%100
170	MP1B	Z	.625	.625	0	%100
171	MP2B	X	-.361	-.361	0	%100
172	MP2B	Z	.625	.625	0	%100
173	MP1C	X	-.361	-.361	0	%100
174	MP1C	Z	.625	.625	0	%100
175	M122	X	-.451	-.451	0	%100
176	M122	Z	.782	.782	0	%100
177	M123	X	-.451	-.451	0	%100
178	M123	Z	.782	.782	0	%100
179	M126	X	-.451	-.451	0	%100
180	M126	Z	.782	.782	0	%100
181	M134	X	-.451	-.451	0	%100
182	M134	Z	.782	.782	0	%100
183	M135	X	-.451	-.451	0	%100
184	M135	Z	.782	.782	0	%100
185	M136	X	-.451	-.451	0	%100
186	M136	Z	.782	.782	0	%100
187	M137	X	-.451	-.451	0	%100
188	M137	Z	.782	.782	0	%100
189	M138	X	-.451	-.451	0	%100
190	M138	Z	.782	.782	0	%100
191	M139	X	-.451	-.451	0	%100
192	M139	Z	.782	.782	0	%100

Member Distributed Loads (BLC 72 : Structure Wm (210 Deg)) (Continued)

	Member Label	Direction	Start Magnitude[lb...	End Magnitude[lb/ft,F,psf]	Start Location[ft,%]	End Location[ft,%]
193	M140	X	-.451	-.451	0	%100
194	M140	Z	.782	.782	0	%100
195	M168	X	-.451	-.451	0	%100
196	M168	Z	.782	.782	0	%100
197	M169A	X	-.451	-.451	0	%100
198	M169A	Z	.782	.782	0	%100
199	M170A	X	-.451	-.451	0	%100
200	M170A	Z	.782	.782	0	%100
201	M171A	X	-.451	-.451	0	%100
202	M171A	Z	.782	.782	0	%100
203	M172A	X	-.451	-.451	0	%100
204	M172A	Z	.782	.782	0	%100
205	M173	X	-.451	-.451	0	%100
206	M173	Z	.782	.782	0	%100
207	M174	X	-.451	-.451	0	%100
208	M174	Z	.782	.782	0	%100
209	M175A	X	-.451	-.451	0	%100
210	M175A	Z	.782	.782	0	%100
211	M169B	X	-.451	-.451	0	%100
212	M169B	Z	.782	.782	0	%100
213	M170B	X	-.451	-.451	0	%100
214	M170B	Z	.782	.782	0	%100
215	M171	X	-.451	-.451	0	%100
216	M171	Z	.782	.782	0	%100
217	M172	X	-.451	-.451	0	%100
218	M172	Z	.782	.782	0	%100
219	M173A	X	-.451	-.451	0	%100
220	M173A	Z	.782	.782	0	%100
221	M174A	X	-.451	-.451	0	%100
222	M174A	Z	.782	.782	0	%100
223	M175B	X	-.451	-.451	0	%100
224	M175B	Z	.782	.782	0	%100
225	M176B	X	-.451	-.451	0	%100
226	M176B	Z	.782	.782	0	%100
227	M33	X	-.233	-.233	0	%100
228	M33	Z	.404	.404	0	%100
229	M34	X	-.233	-.233	0	%100
230	M34	Z	.404	.404	0	%100
231	M35	X	-.233	-.233	0	%100
232	M35	Z	.404	.404	0	%100
233	M36	X	-.233	-.233	0	%100
234	M36	Z	.404	.404	0	%100
235	M37	X	-.233	-.233	0	%100
236	M37	Z	.404	.404	0	%100
237	M38	X	-.233	-.233	0	%100
238	M38	Z	.404	.404	0	%100
239	M39	X	-.233	-.233	0	%100
240	M39	Z	.404	.404	0	%100
241	M40	X	-.233	-.233	0	%100
242	M40	Z	.404	.404	0	%100
243	M41	X	-.233	-.233	0	%100
244	M41	Z	.404	.404	0	%100

Member Distributed Loads (BLC 72 : Structure Wm (210 Deg)) (Continued)

	Member Label	Direction	Start Magnitude[lb...	End Magnitude[lb/ft,F,psf]	Start Location[ft,%]	End Location[ft,%]
245	M42	X	-.233	-.233	0	%100
246	M42	Z	.404	.404	0	%100
247	M43	X	-.496	-.496	0	%100
248	M43	Z	.859	.859	0	%100
249	M44	X	-.496	-.496	0	%100
250	M44	Z	.859	.859	0	%100
251	M45	X	-.496	-.496	0	%100
252	M45	Z	.859	.859	0	%100
253	M46	X	-.496	-.496	0	%100
254	M46	Z	.859	.859	0	%100
255	M47	X	-.496	-.496	0	%100
256	M47	Z	.859	.859	0	%100
257	M48	X	-.496	-.496	0	%100
258	M48	Z	.859	.859	0	%100
259	M49	X	-.496	-.496	0	%100
260	M49	Z	.859	.859	0	%100
261	M50	X	-.496	-.496	0	%100
262	M50	Z	.859	.859	0	%100
263	M51	X	-.496	-.496	0	%100
264	M51	Z	.859	.859	0	%100
265	M52	X	-.496	-.496	0	%100
266	M52	Z	.859	.859	0	%100
267	M53	X	-.496	-.496	0	%100
268	M53	Z	.859	.859	0	%100
269	M54	X	-.496	-.496	0	%100
270	M54	Z	.859	.859	0	%100
271	M55	X	-.496	-.496	0	%100
272	M55	Z	.859	.859	0	%100
273	M56	X	-.496	-.496	0	%100
274	M56	Z	.859	.859	0	%100
275	M57	X	-.496	-.496	0	%100
276	M57	Z	.859	.859	0	%100
277	M58	X	-.496	-.496	0	%100
278	M58	Z	.859	.859	0	%100
279	M59	X	-.496	-.496	0	%100
280	M59	Z	.859	.859	0	%100
281	M60	X	-.496	-.496	0	%100
282	M60	Z	.859	.859	0	%100
283	M61	X	-.496	-.496	0	%100
284	M61	Z	.859	.859	0	%100
285	M62	X	-.496	-.496	0	%100
286	M62	Z	.859	.859	0	%100
287	M1	X	-.286	-.286	0	%100
288	M1	Z	.496	.496	0	%100
289	M4	X	-.131	-.131	0	%100
290	M4	Z	.226	.226	0	%100
291	M5	X	-.37	-.37	0	%100
292	M5	Z	.641	.641	0	%100
293	M181	X	-.131	-.131	0	%100
294	M181	Z	.226	.226	0	%100
295	M182	X	-.131	-.131	0	%100
296	M182	Z	.226	.226	0	%100

Member Distributed Loads (BLC 72 : Structure Wm (210 Deg)) (Continued)

	Member Label	Direction	Start Magnitude[lb...	End Magnitude[lb/ft,F,psf]	Start Location[ft,%]	End Location[ft,%]
297	M176A	X	-.392	-.392	0	%100
298	M176A	Z	.679	.679	0	%100
299	M182A	X	-.392	-.392	0	%100
300	M182A	Z	.679	.679	0	%100
301	M183	X	-.392	-.392	0	%100
302	M183	Z	.679	.679	0	%100
303	M177	X	-.131	-.131	0	%100
304	M177	Z	.226	.226	0	%100
305	M182B	X	-.131	-.131	0	%100
306	M182B	Z	.226	.226	0	%100
307	M183A	X	-.131	-.131	0	%100
308	M183A	Z	.226	.226	0	%100
309	M23	X	-.157	-.157	0	%100
310	M23	Z	.272	.272	0	%100
311	M24	X	-.471	-.471	0	%100
312	M24	Z	.815	.815	0	%100
313	M25	X	-.157	-.157	0	%100
314	M25	Z	.272	.272	0	%100
315	M26	X	-.471	-.471	0	%100
316	M26	Z	.815	.815	0	%100

Member Distributed Loads (BLC 73 : Structure Wm (240 Deg))

	Member Label	Direction	Start Magnitude[lb...	End Magnitude[lb/ft,F,psf]	Start Location[ft,%]	End Location[ft,%]
1	M67	X	-.025	-.025	0	%100
2	M67	Z	.014	.014	0	%100
3	M68	X	-.025	-.025	0	%100
4	M68	Z	.014	.014	0	%100
5	M69	X	-.025	-.025	0	%100
6	M69	Z	.014	.014	0	%100
7	M70	X	-.025	-.025	0	%100
8	M70	Z	.014	.014	0	%100
9	M83	X	-.025	-.025	0	%100
10	M83	Z	.014	.014	0	%100
11	M84	X	-.025	-.025	0	%100
12	M84	Z	.014	.014	0	%100
13	M85	X	-.025	-.025	0	%100
14	M85	Z	.014	.014	0	%100
15	M86	X	-.025	-.025	0	%100
16	M86	Z	.014	.014	0	%100
17	M183B	X	-.505	-.505	0	%100
18	M183B	Z	.291	.291	0	%100
19	M184	X	-.505	-.505	0	%100
20	M184	Z	.291	.291	0	%100
21	M186	X	-.505	-.505	0	%100
22	M186	Z	.291	.291	0	%100
23	M187	X	-.505	-.505	0	%100
24	M187	Z	.291	.291	0	%100
25	M189	X	-.505	-.505	0	%100
26	M189	Z	.291	.291	0	%100
27	M190	X	-.505	-.505	0	%100
28	M190	Z	.291	.291	0	%100

Member Distributed Loads (BLC 73 : Structure Wm (240 Deg)) (Continued)

	Member Label	Direction	Start Magnitude[lb...	End Magnitude[lb/ft,F,psf]	Start Location[ft,%]	End Location[ft,%]
29	M192	X	-.505	-.505	0	%100
30	M192	Z	.291	.291	0	%100
31	M193	X	-.505	-.505	0	%100
32	M193	Z	.291	.291	0	%100
33	M194	X	-.505	-.505	0	%100
34	M194	Z	.291	.291	0	%100
35	M195	X	-.505	-.505	0	%100
36	M195	Z	.291	.291	0	%100
37	M196	X	-.505	-.505	0	%100
38	M196	Z	.291	.291	0	%100
39	M197	X	-.505	-.505	0	%100
40	M197	Z	.291	.291	0	%100
41	M201	X	-.505	-.505	0	%100
42	M201	Z	.291	.291	0	%100
43	M202	X	-.505	-.505	0	%100
44	M202	Z	.291	.291	0	%100
45	M203	X	-.505	-.505	0	%100
46	M203	Z	.291	.291	0	%100
47	M204	X	-.505	-.505	0	%100
48	M204	Z	.291	.291	0	%100
49	M207	X	-.505	-.505	0	%100
50	M207	Z	.291	.291	0	%100
51	M208	X	-.505	-.505	0	%100
52	M208	Z	.291	.291	0	%100
53	M209	X	-.505	-.505	0	%100
54	M209	Z	.291	.291	0	%100
55	M210	X	-.505	-.505	0	%100
56	M210	Z	.291	.291	0	%100
57	M213	X	-.505	-.505	0	%100
58	M213	Z	.291	.291	0	%100
59	M214	X	-.505	-.505	0	%100
60	M214	Z	.291	.291	0	%100
61	M215	X	-.505	-.505	0	%100
62	M215	Z	.291	.291	0	%100
63	M216	X	-.505	-.505	0	%100
64	M216	Z	.291	.291	0	%100
65	M147	X	-.505	-.505	0	%100
66	M147	Z	.291	.291	0	%100
67	M148	X	-.505	-.505	0	%100
68	M148	Z	.291	.291	0	%100
69	M149	X	-.505	-.505	0	%100
70	M149	Z	.291	.291	0	%100
71	M150	X	-.505	-.505	0	%100
72	M150	Z	.291	.291	0	%100
73	M153	X	-.505	-.505	0	%100
74	M153	Z	.291	.291	0	%100
75	M154	X	-.505	-.505	0	%100
76	M154	Z	.291	.291	0	%100
77	M155	X	-.505	-.505	0	%100
78	M155	Z	.291	.291	0	%100
79	M156	X	-.505	-.505	0	%100
80	M156	Z	.291	.291	0	%100

Member Distributed Loads (BLC 73 : Structure Wm (240 Deg)) (Continued)

	Member Label	Direction	Start Magnitude[lb...	End Magnitude[lb/ft,F,psf]	Start Location[ft,%]	End Location[ft,%]
81	M159	X	-.505	-.505	0	%100
82	M159	Z	.291	.291	0	%100
83	M160	X	-.505	-.505	0	%100
84	M160	Z	.291	.291	0	%100
85	M161	X	-.505	-.505	0	%100
86	M161	Z	.291	.291	0	%100
87	M162	X	-.505	-.505	0	%100
88	M162	Z	.291	.291	0	%100
89	M12	X	-.139	-.139	0	%100
90	M12	Z	.08	.08	0	%100
91	M15	X	-.543	-.543	0	%100
92	M15	Z	.314	.314	0	%100
93	M16	X	-.181	-.181	0	%100
94	M16	Z	.105	.105	0	%100
95	M17	X	-.139	-.139	0	%100
96	M17	Z	.08	.08	0	%100
97	M20	X	-.543	-.543	0	%100
98	M20	Z	.314	.314	0	%100
99	M21	X	-.181	-.181	0	%100
100	M21	Z	.105	.105	0	%100
101	M169	X	-.543	-.543	0	%100
102	M169	Z	.314	.314	0	%100
103	M170	X	-.543	-.543	0	%100
104	M170	Z	.314	.314	0	%100
105	M175	X	-.543	-.543	0	%100
106	M175	Z	.314	.314	0	%100
107	M176	X	-.543	-.543	0	%100
108	M176	Z	.314	.314	0	%100
109	M166A	X	-.181	-.181	0	%100
110	M166A	Z	.105	.105	0	%100
111	M167	X	-.181	-.181	0	%100
112	M167	Z	.105	.105	0	%100
113	M178A	X	-.181	-.181	0	%100
114	M178A	Z	.105	.105	0	%100
115	M179	X	-.181	-.181	0	%100
116	M179	Z	.105	.105	0	%100
117	M180	X	-.181	-.181	0	%100
118	M180	Z	.105	.105	0	%100
119	M181A	X	-.181	-.181	0	%100
120	M181A	Z	.105	.105	0	%100
121	M167A	X	-.543	-.543	0	%100
122	M167A	Z	.314	.314	0	%100
123	M168A	X	-.543	-.543	0	%100
124	M168A	Z	.314	.314	0	%100
125	M178	X	-.543	-.543	0	%100
126	M178	Z	.314	.314	0	%100
127	M179A	X	-.543	-.543	0	%100
128	M179A	Z	.314	.314	0	%100
129	M180A	X	-.543	-.543	0	%100
130	M180A	Z	.314	.314	0	%100
131	M181B	X	-.543	-.543	0	%100
132	M181B	Z	.314	.314	0	%100

Member Distributed Loads (BLC 73 : Structure Wm (240 Deg)) (Continued)

	Member Label	Direction	Start Magnitude[lb...	End Magnitude[lb/ft,F,psf]	Start Location[ft,%]	End Location[ft,%]
133	M100	X	-.181	-.181	0	%100
134	M100	Z	.105	.105	0	%100
135	M101	X	-.181	-.181	0	%100
136	M101	Z	.105	.105	0	%100
137	M116	X	-.505	-.505	0	%100
138	M116	Z	.291	.291	0	%100
139	M120	X	-.66	-.66	0	%100
140	M120	Z	.381	.381	0	%100
141	M121	X	-.702	-.702	0	%100
142	M121	Z	.405	.405	0	%100
143	M103	X	-.051	-.051	0	%100
144	M103	Z	.029	.029	0	%100
145	MPC	X	-.625	-.625	0	%100
146	MPC	Z	.361	.361	0	%100
147	MP3C	X	-.625	-.625	0	%100
148	MP3C	Z	.361	.361	0	%100
149	MPCC	X	-.625	-.625	0	%100
150	MPCC	Z	.361	.361	0	%100
151	MP1A	X	-.625	-.625	0	%100
152	MP1A	Z	.361	.361	0	%100
153	MP82	X	-.625	-.625	0	%100
154	MP82	Z	.361	.361	0	%100
155	MP3A	X	-.625	-.625	0	%100
156	MP3A	Z	.361	.361	0	%100
157	MPG2	X	-.625	-.625	0	%100
158	MPG2	Z	.361	.361	0	%100
159	MP2C	X	-.625	-.625	0	%100
160	MP2C	Z	.361	.361	0	%100
161	MP2A	X	-.625	-.625	0	%100
162	MP2A	Z	.361	.361	0	%100
163	M97	X	-.625	-.625	0	%100
164	M97	Z	.361	.361	0	%100
165	MP3B	X	-.625	-.625	0	%100
166	MP3B	Z	.361	.361	0	%100
167	M105	X	-.625	-.625	0	%100
168	M105	Z	.361	.361	0	%100
169	MP1B	X	-.625	-.625	0	%100
170	MP1B	Z	.361	.361	0	%100
171	MP2B	X	-.625	-.625	0	%100
172	MP2B	Z	.361	.361	0	%100
173	MP1C	X	-.625	-.625	0	%100
174	MP1C	Z	.361	.361	0	%100
175	M122	X	-.782	-.782	0	%100
176	M122	Z	.451	.451	0	%100
177	M123	X	-.782	-.782	0	%100
178	M123	Z	.451	.451	0	%100
179	M126	X	-.782	-.782	0	%100
180	M126	Z	.451	.451	0	%100
181	M134	X	-.782	-.782	0	%100
182	M134	Z	.451	.451	0	%100
183	M135	X	-.782	-.782	0	%100
184	M135	Z	.451	.451	0	%100

Member Distributed Loads (BLC 73 : Structure Wm (240 Deg)) (Continued)

	Member Label	Direction	Start Magnitude[lb...	End Magnitude[lb/ft,F,psf]	Start Location[ft,%]	End Location[ft,%]
185	M136	X	-.782	-.782	0	%100
186	M136	Z	.451	.451	0	%100
187	M137	X	-.782	-.782	0	%100
188	M137	Z	.451	.451	0	%100
189	M138	X	-.782	-.782	0	%100
190	M138	Z	.451	.451	0	%100
191	M139	X	-.782	-.782	0	%100
192	M139	Z	.451	.451	0	%100
193	M140	X	-.782	-.782	0	%100
194	M140	Z	.451	.451	0	%100
195	M168	X	-.782	-.782	0	%100
196	M168	Z	.451	.451	0	%100
197	M169A	X	-.782	-.782	0	%100
198	M169A	Z	.451	.451	0	%100
199	M170A	X	-.782	-.782	0	%100
200	M170A	Z	.451	.451	0	%100
201	M171A	X	-.782	-.782	0	%100
202	M171A	Z	.451	.451	0	%100
203	M172A	X	-.782	-.782	0	%100
204	M172A	Z	.451	.451	0	%100
205	M173	X	-.782	-.782	0	%100
206	M173	Z	.451	.451	0	%100
207	M174	X	-.782	-.782	0	%100
208	M174	Z	.451	.451	0	%100
209	M175A	X	-.782	-.782	0	%100
210	M175A	Z	.451	.451	0	%100
211	M169B	X	-.782	-.782	0	%100
212	M169B	Z	.451	.451	0	%100
213	M170B	X	-.782	-.782	0	%100
214	M170B	Z	.451	.451	0	%100
215	M171	X	-.782	-.782	0	%100
216	M171	Z	.451	.451	0	%100
217	M172	X	-.782	-.782	0	%100
218	M172	Z	.451	.451	0	%100
219	M173A	X	-.782	-.782	0	%100
220	M173A	Z	.451	.451	0	%100
221	M174A	X	-.782	-.782	0	%100
222	M174A	Z	.451	.451	0	%100
223	M175B	X	-.782	-.782	0	%100
224	M175B	Z	.451	.451	0	%100
225	M176B	X	-.782	-.782	0	%100
226	M176B	Z	.451	.451	0	%100
227	M33	X	-.859	-.859	0	%100
228	M33	Z	.496	.496	0	%100
229	M34	X	-.859	-.859	0	%100
230	M34	Z	.496	.496	0	%100
231	M35	X	-.859	-.859	0	%100
232	M35	Z	.496	.496	0	%100
233	M36	X	-.859	-.859	0	%100
234	M36	Z	.496	.496	0	%100
235	M37	X	-.859	-.859	0	%100
236	M37	Z	.496	.496	0	%100

Member Distributed Loads (BLC 73 : Structure Wm (240 Deg)) (Continued)

	Member Label	Direction	Start Magnitude[lb...	End Magnitude[lb/ft,F,psf]	Start Location[ft,%]	End Location[ft,%]
237	M38	X	-.859	-.859	0	%100
238	M38	Z	.496	.496	0	%100
239	M39	X	-.859	-.859	0	%100
240	M39	Z	.496	.496	0	%100
241	M40	X	-.859	-.859	0	%100
242	M40	Z	.496	.496	0	%100
243	M41	X	-.859	-.859	0	%100
244	M41	Z	.496	.496	0	%100
245	M42	X	-.859	-.859	0	%100
246	M42	Z	.496	.496	0	%100
247	M43	X	-.404	-.404	0	%100
248	M43	Z	.233	.233	0	%100
249	M44	X	-.404	-.404	0	%100
250	M44	Z	.233	.233	0	%100
251	M45	X	-.404	-.404	0	%100
252	M45	Z	.233	.233	0	%100
253	M46	X	-.404	-.404	0	%100
254	M46	Z	.233	.233	0	%100
255	M47	X	-.404	-.404	0	%100
256	M47	Z	.233	.233	0	%100
257	M48	X	-.404	-.404	0	%100
258	M48	Z	.233	.233	0	%100
259	M49	X	-.404	-.404	0	%100
260	M49	Z	.233	.233	0	%100
261	M50	X	-.404	-.404	0	%100
262	M50	Z	.233	.233	0	%100
263	M51	X	-.404	-.404	0	%100
264	M51	Z	.233	.233	0	%100
265	M52	X	-.404	-.404	0	%100
266	M52	Z	.233	.233	0	%100
267	M53	X	-.404	-.404	0	%100
268	M53	Z	.233	.233	0	%100
269	M54	X	-.404	-.404	0	%100
270	M54	Z	.233	.233	0	%100
271	M55	X	-.404	-.404	0	%100
272	M55	Z	.233	.233	0	%100
273	M56	X	-.404	-.404	0	%100
274	M56	Z	.233	.233	0	%100
275	M57	X	-.404	-.404	0	%100
276	M57	Z	.233	.233	0	%100
277	M58	X	-.404	-.404	0	%100
278	M58	Z	.233	.233	0	%100
279	M59	X	-.404	-.404	0	%100
280	M59	Z	.233	.233	0	%100
281	M60	X	-.404	-.404	0	%100
282	M60	Z	.233	.233	0	%100
283	M61	X	-.404	-.404	0	%100
284	M61	Z	.233	.233	0	%100
285	M62	X	-.404	-.404	0	%100
286	M62	Z	.233	.233	0	%100
287	M1	X	-.165	-.165	0	%100
288	M1	Z	.095	.095	0	%100

Member Distributed Loads (BLC 73 : Structure Wm (240 Deg)) (Continued)

	Member Label	Direction	Start Magnitude[lb...	End Magnitude[lb/ft,F,psf]	Start Location[ft,%]	End Location[ft,%]
289	M4	X	-.679	-.679	0	%100
290	M4	Z	.392	.392	0	%100
291	M5	X	-.214	-.214	0	%100
292	M5	Z	.123	.123	0	%100
293	M181	X	-.679	-.679	0	%100
294	M181	Z	.392	.392	0	%100
295	M182	X	-.679	-.679	0	%100
296	M182	Z	.392	.392	0	%100
297	M176A	X	-.226	-.226	0	%100
298	M176A	Z	.131	.131	0	%100
299	M182A	X	-.226	-.226	0	%100
300	M182A	Z	.131	.131	0	%100
301	M183	X	-.226	-.226	0	%100
302	M183	Z	.131	.131	0	%100
303	M177	X	-.679	-.679	0	%100
304	M177	Z	.392	.392	0	%100
305	M182B	X	-.679	-.679	0	%100
306	M182B	Z	.392	.392	0	%100
307	M183A	X	-.679	-.679	0	%100
308	M183A	Z	.392	.392	0	%100
309	M23	X	-.815	-.815	0	%100
310	M23	Z	.471	.471	0	%100
311	M24	X	-.272	-.272	0	%100
312	M24	Z	.157	.157	0	%100
313	M25	X	-.815	-.815	0	%100
314	M25	Z	.471	.471	0	%100
315	M26	X	-.272	-.272	0	%100
316	M26	Z	.157	.157	0	%100

Member Distributed Loads (BLC 74 : Structure Wm (270 Deg))

	Member Label	Direction	Start Magnitude[lb...	End Magnitude[lb/ft,F,psf]	Start Location[ft,%]	End Location[ft,%]
1	M67	X	0	0	0	%100
2	M67	Z	0	0	0	%100
3	M68	X	0	0	0	%100
4	M68	Z	0	0	0	%100
5	M69	X	0	0	0	%100
6	M69	Z	0	0	0	%100
7	M70	X	0	0	0	%100
8	M70	Z	0	0	0	%100
9	M83	X	0	0	0	%100
10	M83	Z	0	0	0	%100
11	M84	X	0	0	0	%100
12	M84	Z	0	0	0	%100
13	M85	X	0	0	0	%100
14	M85	Z	0	0	0	%100
15	M86	X	0	0	0	%100
16	M86	Z	0	0	0	%100
17	M183B	X	-.583	-.583	0	%100
18	M183B	Z	0	0	0	%100
19	M184	X	-.583	-.583	0	%100
20	M184	Z	0	0	0	%100

Member Distributed Loads (BLC 74 : Structure Wm (270 Deg)) (Continued)

	Member Label	Direction	Start Magnitude[lb...	End Magnitude[lb/ft,F,psf]	Start Location[ft,%]	End Location[ft,%]
21	M186	X	-.583	-.583	0	%100
22	M186	Z	0	0	0	%100
23	M187	X	-.583	-.583	0	%100
24	M187	Z	0	0	0	%100
25	M189	X	-.583	-.583	0	%100
26	M189	Z	0	0	0	%100
27	M190	X	-.583	-.583	0	%100
28	M190	Z	0	0	0	%100
29	M192	X	-.583	-.583	0	%100
30	M192	Z	0	0	0	%100
31	M193	X	-.583	-.583	0	%100
32	M193	Z	0	0	0	%100
33	M194	X	-.583	-.583	0	%100
34	M194	Z	0	0	0	%100
35	M195	X	-.583	-.583	0	%100
36	M195	Z	0	0	0	%100
37	M196	X	-.583	-.583	0	%100
38	M196	Z	0	0	0	%100
39	M197	X	-.583	-.583	0	%100
40	M197	Z	0	0	0	%100
41	M201	X	-.583	-.583	0	%100
42	M201	Z	0	0	0	%100
43	M202	X	-.583	-.583	0	%100
44	M202	Z	0	0	0	%100
45	M203	X	-.583	-.583	0	%100
46	M203	Z	0	0	0	%100
47	M204	X	-.583	-.583	0	%100
48	M204	Z	0	0	0	%100
49	M207	X	-.583	-.583	0	%100
50	M207	Z	0	0	0	%100
51	M208	X	-.583	-.583	0	%100
52	M208	Z	0	0	0	%100
53	M209	X	-.583	-.583	0	%100
54	M209	Z	0	0	0	%100
55	M210	X	-.583	-.583	0	%100
56	M210	Z	0	0	0	%100
57	M213	X	-.583	-.583	0	%100
58	M213	Z	0	0	0	%100
59	M214	X	-.583	-.583	0	%100
60	M214	Z	0	0	0	%100
61	M215	X	-.583	-.583	0	%100
62	M215	Z	0	0	0	%100
63	M216	X	-.583	-.583	0	%100
64	M216	Z	0	0	0	%100
65	M147	X	-.583	-.583	0	%100
66	M147	Z	0	0	0	%100
67	M148	X	-.583	-.583	0	%100
68	M148	Z	0	0	0	%100
69	M149	X	-.583	-.583	0	%100
70	M149	Z	0	0	0	%100
71	M150	X	-.583	-.583	0	%100
72	M150	Z	0	0	0	%100

Member Distributed Loads (BLC 74 : Structure Wm (270 Deg)) (Continued)

	Member Label	Direction	Start Magnitude[lb...	End Magnitude[lb/ft,F,psf]	Start Location[ft,%]	End Location[ft,%]
73	M153	X	-.583	-.583	0	%100
74	M153	Z	0	0	0	%100
75	M154	X	-.583	-.583	0	%100
76	M154	Z	0	0	0	%100
77	M155	X	-.583	-.583	0	%100
78	M155	Z	0	0	0	%100
79	M156	X	-.583	-.583	0	%100
80	M156	Z	0	0	0	%100
81	M159	X	-.583	-.583	0	%100
82	M159	Z	0	0	0	%100
83	M160	X	-.583	-.583	0	%100
84	M160	Z	0	0	0	%100
85	M161	X	-.583	-.583	0	%100
86	M161	Z	0	0	0	%100
87	M162	X	-.583	-.583	0	%100
88	M162	Z	0	0	0	%100
89	M12	X	0	0	0	%100
90	M12	Z	0	0	0	%100
91	M15	X	-.836	-.836	0	%100
92	M15	Z	0	0	0	%100
93	M16	X	0	0	0	%100
94	M16	Z	0	0	0	%100
95	M17	X	0	0	0	%100
96	M17	Z	0	0	0	%100
97	M20	X	-.836	-.836	0	%100
98	M20	Z	0	0	0	%100
99	M21	X	0	0	0	%100
100	M21	Z	0	0	0	%100
101	M169	X	-.836	-.836	0	%100
102	M169	Z	0	0	0	%100
103	M170	X	-.836	-.836	0	%100
104	M170	Z	0	0	0	%100
105	M175	X	-.836	-.836	0	%100
106	M175	Z	0	0	0	%100
107	M176	X	-.836	-.836	0	%100
108	M176	Z	0	0	0	%100
109	M166A	X	0	0	0	%100
110	M166A	Z	0	0	0	%100
111	M167	X	0	0	0	%100
112	M167	Z	0	0	0	%100
113	M178A	X	0	0	0	%100
114	M178A	Z	0	0	0	%100
115	M179	X	0	0	0	%100
116	M179	Z	0	0	0	%100
117	M180	X	0	0	0	%100
118	M180	Z	0	0	0	%100
119	M181A	X	0	0	0	%100
120	M181A	Z	0	0	0	%100
121	M167A	X	-.836	-.836	0	%100
122	M167A	Z	0	0	0	%100
123	M168A	X	-.836	-.836	0	%100
124	M168A	Z	0	0	0	%100

Member Distributed Loads (BLC 74 : Structure Wm (270 Deg)) (Continued)

	Member Label	Direction	Start Magnitude[lb...	End Magnitude[lb/ft,F,psf]	Start Location[ft,%]	End Location[ft,%]
125	M178	X	-.836	-.836	0	%100
126	M178	Z	0	0	0	%100
127	M179A	X	-.836	-.836	0	%100
128	M179A	Z	0	0	0	%100
129	M180A	X	-.836	-.836	0	%100
130	M180A	Z	0	0	0	%100
131	M181B	X	-.836	-.836	0	%100
132	M181B	Z	0	0	0	%100
133	M100	X	0	0	0	%100
134	M100	Z	0	0	0	%100
135	M101	X	0	0	0	%100
136	M101	Z	0	0	0	%100
137	M116	X	-.498	-.498	0	%100
138	M116	Z	0	0	0	%100
139	M120	X	-.836	-.836	0	%100
140	M120	Z	0	0	0	%100
141	M121	X	-.706	-.706	0	%100
142	M121	Z	0	0	0	%100
143	M103	X	-.38	-.38	0	%100
144	M103	Z	0	0	0	%100
145	MPC	X	-.721	-.721	0	%100
146	MPC	Z	0	0	0	%100
147	MP3C	X	-.721	-.721	0	%100
148	MP3C	Z	0	0	0	%100
149	MPCC	X	-.721	-.721	0	%100
150	MPCC	Z	0	0	0	%100
151	MP1A	X	-.721	-.721	0	%100
152	MP1A	Z	0	0	0	%100
153	MP82	X	-.721	-.721	0	%100
154	MP82	Z	0	0	0	%100
155	MP3A	X	-.721	-.721	0	%100
156	MP3A	Z	0	0	0	%100
157	MPG2	X	-.721	-.721	0	%100
158	MPG2	Z	0	0	0	%100
159	MP2C	X	-.721	-.721	0	%100
160	MP2C	Z	0	0	0	%100
161	MP2A	X	-.721	-.721	0	%100
162	MP2A	Z	0	0	0	%100
163	M97	X	-.721	-.721	0	%100
164	M97	Z	0	0	0	%100
165	MP3B	X	-.721	-.721	0	%100
166	MP3B	Z	0	0	0	%100
167	M105	X	-.721	-.721	0	%100
168	M105	Z	0	0	0	%100
169	MP1B	X	-.721	-.721	0	%100
170	MP1B	Z	0	0	0	%100
171	MP2B	X	-.721	-.721	0	%100
172	MP2B	Z	0	0	0	%100
173	MP1C	X	-.721	-.721	0	%100
174	MP1C	Z	0	0	0	%100
175	M122	X	-.903	-.903	0	%100
176	M122	Z	0	0	0	%100

Member Distributed Loads (BLC 74 : Structure Wm (270 Deg)) (Continued)

	Member Label	Direction	Start Magnitude[lb...	End Magnitude[lb/ft,F,psf]	Start Location[ft,%]	End Location[ft,%]
177	M123	X	-.903	-.903	0	%100
178	M123	Z	0	0	0	%100
179	M126	X	-.903	-.903	0	%100
180	M126	Z	0	0	0	%100
181	M134	X	-.903	-.903	0	%100
182	M134	Z	0	0	0	%100
183	M135	X	-.903	-.903	0	%100
184	M135	Z	0	0	0	%100
185	M136	X	-.903	-.903	0	%100
186	M136	Z	0	0	0	%100
187	M137	X	-.903	-.903	0	%100
188	M137	Z	0	0	0	%100
189	M138	X	-.903	-.903	0	%100
190	M138	Z	0	0	0	%100
191	M139	X	-.903	-.903	0	%100
192	M139	Z	0	0	0	%100
193	M140	X	-.903	-.903	0	%100
194	M140	Z	0	0	0	%100
195	M168	X	-.903	-.903	0	%100
196	M168	Z	0	0	0	%100
197	M169A	X	-.903	-.903	0	%100
198	M169A	Z	0	0	0	%100
199	M170A	X	-.903	-.903	0	%100
200	M170A	Z	0	0	0	%100
201	M171A	X	-.903	-.903	0	%100
202	M171A	Z	0	0	0	%100
203	M172A	X	-.903	-.903	0	%100
204	M172A	Z	0	0	0	%100
205	M173	X	-.903	-.903	0	%100
206	M173	Z	0	0	0	%100
207	M174	X	-.903	-.903	0	%100
208	M174	Z	0	0	0	%100
209	M175A	X	-.903	-.903	0	%100
210	M175A	Z	0	0	0	%100
211	M169B	X	-.903	-.903	0	%100
212	M169B	Z	0	0	0	%100
213	M170B	X	-.903	-.903	0	%100
214	M170B	Z	0	0	0	%100
215	M171	X	-.903	-.903	0	%100
216	M171	Z	0	0	0	%100
217	M172	X	-.903	-.903	0	%100
218	M172	Z	0	0	0	%100
219	M173A	X	-.903	-.903	0	%100
220	M173A	Z	0	0	0	%100
221	M174A	X	-.903	-.903	0	%100
222	M174A	Z	0	0	0	%100
223	M175B	X	-.903	-.903	0	%100
224	M175B	Z	0	0	0	%100
225	M176B	X	-.903	-.903	0	%100
226	M176B	Z	0	0	0	%100
227	M33	X	-1.255	-1.255	0	%100
228	M33	Z	0	0	0	%100

Member Distributed Loads (BLC 74 : Structure Wm (270 Deg)) (Continued)

	Member Label	Direction	Start Magnitude[lb...	End Magnitude[lb/ft,F,psf]	Start Location[ft,%]	End Location[ft,%]
229	M34	X	-1.255	-1.255	0	%100
230	M34	Z	0	0	0	%100
231	M35	X	-1.255	-1.255	0	%100
232	M35	Z	0	0	0	%100
233	M36	X	-1.255	-1.255	0	%100
234	M36	Z	0	0	0	%100
235	M37	X	-1.255	-1.255	0	%100
236	M37	Z	0	0	0	%100
237	M38	X	-1.255	-1.255	0	%100
238	M38	Z	0	0	0	%100
239	M39	X	-1.255	-1.255	0	%100
240	M39	Z	0	0	0	%100
241	M40	X	-1.255	-1.255	0	%100
242	M40	Z	0	0	0	%100
243	M41	X	-1.255	-1.255	0	%100
244	M41	Z	0	0	0	%100
245	M42	X	-1.255	-1.255	0	%100
246	M42	Z	0	0	0	%100
247	M43	X	-.203	-.203	0	%100
248	M43	Z	0	0	0	%100
249	M44	X	-.203	-.203	0	%100
250	M44	Z	0	0	0	%100
251	M45	X	-.203	-.203	0	%100
252	M45	Z	0	0	0	%100
253	M46	X	-.203	-.203	0	%100
254	M46	Z	0	0	0	%100
255	M47	X	-.203	-.203	0	%100
256	M47	Z	0	0	0	%100
257	M48	X	-.203	-.203	0	%100
258	M48	Z	0	0	0	%100
259	M49	X	-.203	-.203	0	%100
260	M49	Z	0	0	0	%100
261	M50	X	-.203	-.203	0	%100
262	M50	Z	0	0	0	%100
263	M51	X	-.203	-.203	0	%100
264	M51	Z	0	0	0	%100
265	M52	X	-.203	-.203	0	%100
266	M52	Z	0	0	0	%100
267	M53	X	-.203	-.203	0	%100
268	M53	Z	0	0	0	%100
269	M54	X	-.203	-.203	0	%100
270	M54	Z	0	0	0	%100
271	M55	X	-.203	-.203	0	%100
272	M55	Z	0	0	0	%100
273	M56	X	-.203	-.203	0	%100
274	M56	Z	0	0	0	%100
275	M57	X	-.203	-.203	0	%100
276	M57	Z	0	0	0	%100
277	M58	X	-.203	-.203	0	%100
278	M58	Z	0	0	0	%100
279	M59	X	-.203	-.203	0	%100
280	M59	Z	0	0	0	%100

Member Distributed Loads (BLC 74 : Structure Wm (270 Deg)) (Continued)

	Member Label	Direction	Start Magnitude[lb...	End Magnitude[lb/ft,F,psf]	Start Location[ft,%]	End Location[ft,%]
281	M60	X	-.203	-.203	0	%100
282	M60	Z	0	0	0	%100
283	M61	X	-.203	-.203	0	%100
284	M61	Z	0	0	0	%100
285	M62	X	-.203	-.203	0	%100
286	M62	Z	0	0	0	%100
287	M1	X	0	0	0	%100
288	M1	Z	0	0	0	%100
289	M4	X	-1.046	-1.046	0	%100
290	M4	Z	0	0	0	%100
291	M5	X	0	0	0	%100
292	M5	Z	0	0	0	%100
293	M181	X	-1.046	-1.046	0	%100
294	M181	Z	0	0	0	%100
295	M182	X	-1.046	-1.046	0	%100
296	M182	Z	0	0	0	%100
297	M176A	X	0	0	0	%100
298	M176A	Z	0	0	0	%100
299	M182A	X	0	0	0	%100
300	M182A	Z	0	0	0	%100
301	M183	X	0	0	0	%100
302	M183	Z	0	0	0	%100
303	M177	X	-1.046	-1.046	0	%100
304	M177	Z	0	0	0	%100
305	M182B	X	-1.046	-1.046	0	%100
306	M182B	Z	0	0	0	%100
307	M183A	X	-1.046	-1.046	0	%100
308	M183A	Z	0	0	0	%100
309	M23	X	-1.255	-1.255	0	%100
310	M23	Z	0	0	0	%100
311	M24	X	0	0	0	%100
312	M24	Z	0	0	0	%100
313	M25	X	-1.255	-1.255	0	%100
314	M25	Z	0	0	0	%100
315	M26	X	0	0	0	%100
316	M26	Z	0	0	0	%100

Member Distributed Loads (BLC 75 : Structure Wm (300 Deg))

	Member Label	Direction	Start Magnitude[lb...	End Magnitude[lb/ft,F,psf]	Start Location[ft,%]	End Location[ft,%]
1	M67	X	-.025	-.025	0	%100
2	M67	Z	-.014	-.014	0	%100
3	M68	X	-.025	-.025	0	%100
4	M68	Z	-.014	-.014	0	%100
5	M69	X	-.025	-.025	0	%100
6	M69	Z	-.014	-.014	0	%100
7	M70	X	-.025	-.025	0	%100
8	M70	Z	-.014	-.014	0	%100
9	M83	X	-.025	-.025	0	%100
10	M83	Z	-.014	-.014	0	%100
11	M84	X	-.025	-.025	0	%100
12	M84	Z	-.014	-.014	0	%100

Member Distributed Loads (BLC 75 : Structure Wm (300 Deg)) (Continued)

	Member Label	Direction	Start Magnitude[lb...	End Magnitude[lb/ft,F,psf]	Start Location[ft,%]	End Location[ft,%]
13	M85	X	-.025	-.025	0	%100
14	M85	Z	-.014	-.014	0	%100
15	M86	X	-.025	-.025	0	%100
16	M86	Z	-.014	-.014	0	%100
17	M183B	X	-.505	-.505	0	%100
18	M183B	Z	-.291	-.291	0	%100
19	M184	X	-.505	-.505	0	%100
20	M184	Z	-.291	-.291	0	%100
21	M186	X	-.505	-.505	0	%100
22	M186	Z	-.291	-.291	0	%100
23	M187	X	-.505	-.505	0	%100
24	M187	Z	-.291	-.291	0	%100
25	M189	X	-.505	-.505	0	%100
26	M189	Z	-.291	-.291	0	%100
27	M190	X	-.505	-.505	0	%100
28	M190	Z	-.291	-.291	0	%100
29	M192	X	-.505	-.505	0	%100
30	M192	Z	-.291	-.291	0	%100
31	M193	X	-.505	-.505	0	%100
32	M193	Z	-.291	-.291	0	%100
33	M194	X	-.505	-.505	0	%100
34	M194	Z	-.291	-.291	0	%100
35	M195	X	-.505	-.505	0	%100
36	M195	Z	-.291	-.291	0	%100
37	M196	X	-.505	-.505	0	%100
38	M196	Z	-.291	-.291	0	%100
39	M197	X	-.505	-.505	0	%100
40	M197	Z	-.291	-.291	0	%100
41	M201	X	-.505	-.505	0	%100
42	M201	Z	-.291	-.291	0	%100
43	M202	X	-.505	-.505	0	%100
44	M202	Z	-.291	-.291	0	%100
45	M203	X	-.505	-.505	0	%100
46	M203	Z	-.291	-.291	0	%100
47	M204	X	-.505	-.505	0	%100
48	M204	Z	-.291	-.291	0	%100
49	M207	X	-.505	-.505	0	%100
50	M207	Z	-.291	-.291	0	%100
51	M208	X	-.505	-.505	0	%100
52	M208	Z	-.291	-.291	0	%100
53	M209	X	-.505	-.505	0	%100
54	M209	Z	-.291	-.291	0	%100
55	M210	X	-.505	-.505	0	%100
56	M210	Z	-.291	-.291	0	%100
57	M213	X	-.505	-.505	0	%100
58	M213	Z	-.291	-.291	0	%100
59	M214	X	-.505	-.505	0	%100
60	M214	Z	-.291	-.291	0	%100
61	M215	X	-.505	-.505	0	%100
62	M215	Z	-.291	-.291	0	%100
63	M216	X	-.505	-.505	0	%100
64	M216	Z	-.291	-.291	0	%100

Member Distributed Loads (BLC 75 : Structure Wm (300 Deg)) (Continued)

	Member Label	Direction	Start Magnitude[lb...	End Magnitude[lb/ft,F,psf]	Start Location[ft,%]	End Location[ft,%]
65	M147	X	-.505	-.505	0	%100
66	M147	Z	-.291	-.291	0	%100
67	M148	X	-.505	-.505	0	%100
68	M148	Z	-.291	-.291	0	%100
69	M149	X	-.505	-.505	0	%100
70	M149	Z	-.291	-.291	0	%100
71	M150	X	-.505	-.505	0	%100
72	M150	Z	-.291	-.291	0	%100
73	M153	X	-.505	-.505	0	%100
74	M153	Z	-.291	-.291	0	%100
75	M154	X	-.505	-.505	0	%100
76	M154	Z	-.291	-.291	0	%100
77	M155	X	-.505	-.505	0	%100
78	M155	Z	-.291	-.291	0	%100
79	M156	X	-.505	-.505	0	%100
80	M156	Z	-.291	-.291	0	%100
81	M159	X	-.505	-.505	0	%100
82	M159	Z	-.291	-.291	0	%100
83	M160	X	-.505	-.505	0	%100
84	M160	Z	-.291	-.291	0	%100
85	M161	X	-.505	-.505	0	%100
86	M161	Z	-.291	-.291	0	%100
87	M162	X	-.505	-.505	0	%100
88	M162	Z	-.291	-.291	0	%100
89	M12	X	-.139	-.139	0	%100
90	M12	Z	-.08	-.08	0	%100
91	M15	X	-.543	-.543	0	%100
92	M15	Z	-.314	-.314	0	%100
93	M16	X	-.181	-.181	0	%100
94	M16	Z	-.105	-.105	0	%100
95	M17	X	-.139	-.139	0	%100
96	M17	Z	-.08	-.08	0	%100
97	M20	X	-.543	-.543	0	%100
98	M20	Z	-.314	-.314	0	%100
99	M21	X	-.181	-.181	0	%100
100	M21	Z	-.105	-.105	0	%100
101	M169	X	-.543	-.543	0	%100
102	M169	Z	-.314	-.314	0	%100
103	M170	X	-.543	-.543	0	%100
104	M170	Z	-.314	-.314	0	%100
105	M175	X	-.543	-.543	0	%100
106	M175	Z	-.314	-.314	0	%100
107	M176	X	-.543	-.543	0	%100
108	M176	Z	-.314	-.314	0	%100
109	M166A	X	-.181	-.181	0	%100
110	M166A	Z	-.105	-.105	0	%100
111	M167	X	-.181	-.181	0	%100
112	M167	Z	-.105	-.105	0	%100
113	M178A	X	-.181	-.181	0	%100
114	M178A	Z	-.105	-.105	0	%100
115	M179	X	-.181	-.181	0	%100
116	M179	Z	-.105	-.105	0	%100

Member Distributed Loads (BLC 75 : Structure Wm (300 Deg)) (Continued)

	Member Label	Direction	Start Magnitude[lb...	End Magnitude[lb/ft,F,psf]	Start Location[ft,%]	End Location[ft,%]
117	M180	X	-.181	-.181	0	%100
118	M180	Z	-.105	-.105	0	%100
119	M181A	X	-.181	-.181	0	%100
120	M181A	Z	-.105	-.105	0	%100
121	M167A	X	-.543	-.543	0	%100
122	M167A	Z	-.314	-.314	0	%100
123	M168A	X	-.543	-.543	0	%100
124	M168A	Z	-.314	-.314	0	%100
125	M178	X	-.543	-.543	0	%100
126	M178	Z	-.314	-.314	0	%100
127	M179A	X	-.543	-.543	0	%100
128	M179A	Z	-.314	-.314	0	%100
129	M180A	X	-.543	-.543	0	%100
130	M180A	Z	-.314	-.314	0	%100
131	M181B	X	-.543	-.543	0	%100
132	M181B	Z	-.314	-.314	0	%100
133	M100	X	-.181	-.181	0	%100
134	M100	Z	-.105	-.105	0	%100
135	M101	X	-.181	-.181	0	%100
136	M101	Z	-.105	-.105	0	%100
137	M116	X	-.505	-.505	0	%100
138	M116	Z	-.291	-.291	0	%100
139	M120	X	-.66	-.66	0	%100
140	M120	Z	-.381	-.381	0	%100
141	M121	X	-.538	-.538	0	%100
142	M121	Z	-.311	-.311	0	%100
143	M103	X	-.591	-.591	0	%100
144	M103	Z	-.341	-.341	0	%100
145	MPC	X	-.625	-.625	0	%100
146	MPC	Z	-.361	-.361	0	%100
147	MP3C	X	-.625	-.625	0	%100
148	MP3C	Z	-.361	-.361	0	%100
149	MPCC	X	-.625	-.625	0	%100
150	MPCC	Z	-.361	-.361	0	%100
151	MP1A	X	-.625	-.625	0	%100
152	MP1A	Z	-.361	-.361	0	%100
153	MP82	X	-.625	-.625	0	%100
154	MP82	Z	-.361	-.361	0	%100
155	MP3A	X	-.625	-.625	0	%100
156	MP3A	Z	-.361	-.361	0	%100
157	MPG2	X	-.625	-.625	0	%100
158	MPG2	Z	-.361	-.361	0	%100
159	MP2C	X	-.625	-.625	0	%100
160	MP2C	Z	-.361	-.361	0	%100
161	MP2A	X	-.625	-.625	0	%100
162	MP2A	Z	-.361	-.361	0	%100
163	M97	X	-.625	-.625	0	%100
164	M97	Z	-.361	-.361	0	%100
165	MP3B	X	-.625	-.625	0	%100
166	MP3B	Z	-.361	-.361	0	%100
167	M105	X	-.625	-.625	0	%100
168	M105	Z	-.361	-.361	0	%100

Member Distributed Loads (BLC 75 : Structure Wm (300 Deg)) (Continued)

	Member Label	Direction	Start Magnitude[lb...	End Magnitude[lb/ft,F,psf]	Start Location[ft,%]	End Location[ft,%]
169	MP1B	X	-.625	-.625	0	%100
170	MP1B	Z	-.361	-.361	0	%100
171	MP2B	X	-.625	-.625	0	%100
172	MP2B	Z	-.361	-.361	0	%100
173	MP1C	X	-.625	-.625	0	%100
174	MP1C	Z	-.361	-.361	0	%100
175	M122	X	-.782	-.782	0	%100
176	M122	Z	-.451	-.451	0	%100
177	M123	X	-.782	-.782	0	%100
178	M123	Z	-.451	-.451	0	%100
179	M126	X	-.782	-.782	0	%100
180	M126	Z	-.451	-.451	0	%100
181	M134	X	-.782	-.782	0	%100
182	M134	Z	-.451	-.451	0	%100
183	M135	X	-.782	-.782	0	%100
184	M135	Z	-.451	-.451	0	%100
185	M136	X	-.782	-.782	0	%100
186	M136	Z	-.451	-.451	0	%100
187	M137	X	-.782	-.782	0	%100
188	M137	Z	-.451	-.451	0	%100
189	M138	X	-.782	-.782	0	%100
190	M138	Z	-.451	-.451	0	%100
191	M139	X	-.782	-.782	0	%100
192	M139	Z	-.451	-.451	0	%100
193	M140	X	-.782	-.782	0	%100
194	M140	Z	-.451	-.451	0	%100
195	M168	X	-.782	-.782	0	%100
196	M168	Z	-.451	-.451	0	%100
197	M169A	X	-.782	-.782	0	%100
198	M169A	Z	-.451	-.451	0	%100
199	M170A	X	-.782	-.782	0	%100
200	M170A	Z	-.451	-.451	0	%100
201	M171A	X	-.782	-.782	0	%100
202	M171A	Z	-.451	-.451	0	%100
203	M172A	X	-.782	-.782	0	%100
204	M172A	Z	-.451	-.451	0	%100
205	M173	X	-.782	-.782	0	%100
206	M173	Z	-.451	-.451	0	%100
207	M174	X	-.782	-.782	0	%100
208	M174	Z	-.451	-.451	0	%100
209	M175A	X	-.782	-.782	0	%100
210	M175A	Z	-.451	-.451	0	%100
211	M169B	X	-.782	-.782	0	%100
212	M169B	Z	-.451	-.451	0	%100
213	M170B	X	-.782	-.782	0	%100
214	M170B	Z	-.451	-.451	0	%100
215	M171	X	-.782	-.782	0	%100
216	M171	Z	-.451	-.451	0	%100
217	M172	X	-.782	-.782	0	%100
218	M172	Z	-.451	-.451	0	%100
219	M173A	X	-.782	-.782	0	%100
220	M173A	Z	-.451	-.451	0	%100

Member Distributed Loads (BLC 75 : Structure Wm (300 Deg)) (Continued)

	Member Label	Direction	Start Magnitude[lb...	End Magnitude[lb/ft,F,psf]	Start Location[ft,%]	End Location[ft,%]
221	M174A	X	-.782	-.782	0	%100
222	M174A	Z	-.451	-.451	0	%100
223	M175B	X	-.782	-.782	0	%100
224	M175B	Z	-.451	-.451	0	%100
225	M176B	X	-.782	-.782	0	%100
226	M176B	Z	-.451	-.451	0	%100
227	M33	X	-.859	-.859	0	%100
228	M33	Z	-.496	-.496	0	%100
229	M34	X	-.859	-.859	0	%100
230	M34	Z	-.496	-.496	0	%100
231	M35	X	-.859	-.859	0	%100
232	M35	Z	-.496	-.496	0	%100
233	M36	X	-.859	-.859	0	%100
234	M36	Z	-.496	-.496	0	%100
235	M37	X	-.859	-.859	0	%100
236	M37	Z	-.496	-.496	0	%100
237	M38	X	-.859	-.859	0	%100
238	M38	Z	-.496	-.496	0	%100
239	M39	X	-.859	-.859	0	%100
240	M39	Z	-.496	-.496	0	%100
241	M40	X	-.859	-.859	0	%100
242	M40	Z	-.496	-.496	0	%100
243	M41	X	-.859	-.859	0	%100
244	M41	Z	-.496	-.496	0	%100
245	M42	X	-.859	-.859	0	%100
246	M42	Z	-.496	-.496	0	%100
247	M43	X	-.404	-.404	0	%100
248	M43	Z	-.233	-.233	0	%100
249	M44	X	-.404	-.404	0	%100
250	M44	Z	-.233	-.233	0	%100
251	M45	X	-.404	-.404	0	%100
252	M45	Z	-.233	-.233	0	%100
253	M46	X	-.404	-.404	0	%100
254	M46	Z	-.233	-.233	0	%100
255	M47	X	-.404	-.404	0	%100
256	M47	Z	-.233	-.233	0	%100
257	M48	X	-.404	-.404	0	%100
258	M48	Z	-.233	-.233	0	%100
259	M49	X	-.404	-.404	0	%100
260	M49	Z	-.233	-.233	0	%100
261	M50	X	-.404	-.404	0	%100
262	M50	Z	-.233	-.233	0	%100
263	M51	X	-.404	-.404	0	%100
264	M51	Z	-.233	-.233	0	%100
265	M52	X	-.404	-.404	0	%100
266	M52	Z	-.233	-.233	0	%100
267	M53	X	-.404	-.404	0	%100
268	M53	Z	-.233	-.233	0	%100
269	M54	X	-.404	-.404	0	%100
270	M54	Z	-.233	-.233	0	%100
271	M55	X	-.404	-.404	0	%100
272	M55	Z	-.233	-.233	0	%100

Member Distributed Loads (BLC 75 : Structure Wm (300 Deg)) (Continued)

	Member Label	Direction	Start Magnitude[lb...	End Magnitude[lb/ft,F,psf]	Start Location[ft,%]	End Location[ft,%]
273	M56	X	-.404	-.404	0	%100
274	M56	Z	-.233	-.233	0	%100
275	M57	X	-.404	-.404	0	%100
276	M57	Z	-.233	-.233	0	%100
277	M58	X	-.404	-.404	0	%100
278	M58	Z	-.233	-.233	0	%100
279	M59	X	-.404	-.404	0	%100
280	M59	Z	-.233	-.233	0	%100
281	M60	X	-.404	-.404	0	%100
282	M60	Z	-.233	-.233	0	%100
283	M61	X	-.404	-.404	0	%100
284	M61	Z	-.233	-.233	0	%100
285	M62	X	-.404	-.404	0	%100
286	M62	Z	-.233	-.233	0	%100
287	M1	X	-.165	-.165	0	%100
288	M1	Z	-.095	-.095	0	%100
289	M4	X	-.679	-.679	0	%100
290	M4	Z	-.392	-.392	0	%100
291	M5	X	-.214	-.214	0	%100
292	M5	Z	-.123	-.123	0	%100
293	M181	X	-.679	-.679	0	%100
294	M181	Z	-.392	-.392	0	%100
295	M182	X	-.679	-.679	0	%100
296	M182	Z	-.392	-.392	0	%100
297	M176A	X	-.226	-.226	0	%100
298	M176A	Z	-.131	-.131	0	%100
299	M182A	X	-.226	-.226	0	%100
300	M182A	Z	-.131	-.131	0	%100
301	M183	X	-.226	-.226	0	%100
302	M183	Z	-.131	-.131	0	%100
303	M177	X	-.679	-.679	0	%100
304	M177	Z	-.392	-.392	0	%100
305	M182B	X	-.679	-.679	0	%100
306	M182B	Z	-.392	-.392	0	%100
307	M183A	X	-.679	-.679	0	%100
308	M183A	Z	-.392	-.392	0	%100
309	M23	X	-.815	-.815	0	%100
310	M23	Z	-.471	-.471	0	%100
311	M24	X	-.272	-.272	0	%100
312	M24	Z	-.157	-.157	0	%100
313	M25	X	-.815	-.815	0	%100
314	M25	Z	-.471	-.471	0	%100
315	M26	X	-.272	-.272	0	%100
316	M26	Z	-.157	-.157	0	%100

Member Distributed Loads (BLC 76 : Structure Wm (330 Deg))

	Member Label	Direction	Start Magnitude[lb...	End Magnitude[lb/ft,F,psf]	Start Location[ft,%]	End Location[ft,%]
1	M67	X	-.043	-.043	0	%100
2	M67	Z	-.075	-.075	0	%100
3	M68	X	-.043	-.043	0	%100
4	M68	Z	-.075	-.075	0	%100

Member Distributed Loads (BLC 76 : Structure Wm (330 Deg)) (Continued)

	Member Label	Direction	Start Magnitude[lb...	End Magnitude[lb/ft,F,psf]	Start Location[ft,%]	End Location[ft,%]
5	M69	X	-.043	-.043	0	%100
6	M69	Z	-.075	-.075	0	%100
7	M70	X	-.043	-.043	0	%100
8	M70	Z	-.075	-.075	0	%100
9	M83	X	-.043	-.043	0	%100
10	M83	Z	-.075	-.075	0	%100
11	M84	X	-.043	-.043	0	%100
12	M84	Z	-.075	-.075	0	%100
13	M85	X	-.043	-.043	0	%100
14	M85	Z	-.075	-.075	0	%100
15	M86	X	-.043	-.043	0	%100
16	M86	Z	-.075	-.075	0	%100
17	M183B	X	-.291	-.291	0	%100
18	M183B	Z	-.505	-.505	0	%100
19	M184	X	-.291	-.291	0	%100
20	M184	Z	-.505	-.505	0	%100
21	M186	X	-.291	-.291	0	%100
22	M186	Z	-.505	-.505	0	%100
23	M187	X	-.291	-.291	0	%100
24	M187	Z	-.505	-.505	0	%100
25	M189	X	-.291	-.291	0	%100
26	M189	Z	-.505	-.505	0	%100
27	M190	X	-.291	-.291	0	%100
28	M190	Z	-.505	-.505	0	%100
29	M192	X	-.291	-.291	0	%100
30	M192	Z	-.505	-.505	0	%100
31	M193	X	-.291	-.291	0	%100
32	M193	Z	-.505	-.505	0	%100
33	M194	X	-.291	-.291	0	%100
34	M194	Z	-.505	-.505	0	%100
35	M195	X	-.291	-.291	0	%100
36	M195	Z	-.505	-.505	0	%100
37	M196	X	-.291	-.291	0	%100
38	M196	Z	-.505	-.505	0	%100
39	M197	X	-.291	-.291	0	%100
40	M197	Z	-.505	-.505	0	%100
41	M201	X	-.291	-.291	0	%100
42	M201	Z	-.505	-.505	0	%100
43	M202	X	-.291	-.291	0	%100
44	M202	Z	-.505	-.505	0	%100
45	M203	X	-.291	-.291	0	%100
46	M203	Z	-.505	-.505	0	%100
47	M204	X	-.291	-.291	0	%100
48	M204	Z	-.505	-.505	0	%100
49	M207	X	-.291	-.291	0	%100
50	M207	Z	-.505	-.505	0	%100
51	M208	X	-.291	-.291	0	%100
52	M208	Z	-.505	-.505	0	%100
53	M209	X	-.291	-.291	0	%100
54	M209	Z	-.505	-.505	0	%100
55	M210	X	-.291	-.291	0	%100
56	M210	Z	-.505	-.505	0	%100

Member Distributed Loads (BLC 76 : Structure Wm (330 Deg)) (Continued)

	Member Label	Direction	Start Magnitude[lb...	End Magnitude[lb/ft,F,psf]	Start Location[ft,%]	End Location[ft,%]
57	M213	X	-.291	-.291	0	%100
58	M213	Z	-.505	-.505	0	%100
59	M214	X	-.291	-.291	0	%100
60	M214	Z	-.505	-.505	0	%100
61	M215	X	-.291	-.291	0	%100
62	M215	Z	-.505	-.505	0	%100
63	M216	X	-.291	-.291	0	%100
64	M216	Z	-.505	-.505	0	%100
65	M147	X	-.291	-.291	0	%100
66	M147	Z	-.505	-.505	0	%100
67	M148	X	-.291	-.291	0	%100
68	M148	Z	-.505	-.505	0	%100
69	M149	X	-.291	-.291	0	%100
70	M149	Z	-.505	-.505	0	%100
71	M150	X	-.291	-.291	0	%100
72	M150	Z	-.505	-.505	0	%100
73	M153	X	-.291	-.291	0	%100
74	M153	Z	-.505	-.505	0	%100
75	M154	X	-.291	-.291	0	%100
76	M154	Z	-.505	-.505	0	%100
77	M155	X	-.291	-.291	0	%100
78	M155	Z	-.505	-.505	0	%100
79	M156	X	-.291	-.291	0	%100
80	M156	Z	-.505	-.505	0	%100
81	M159	X	-.291	-.291	0	%100
82	M159	Z	-.505	-.505	0	%100
83	M160	X	-.291	-.291	0	%100
84	M160	Z	-.505	-.505	0	%100
85	M161	X	-.291	-.291	0	%100
86	M161	Z	-.505	-.505	0	%100
87	M162	X	-.291	-.291	0	%100
88	M162	Z	-.505	-.505	0	%100
89	M12	X	-.24	-.24	0	%100
90	M12	Z	-.417	-.417	0	%100
91	M15	X	-.105	-.105	0	%100
92	M15	Z	-.181	-.181	0	%100
93	M16	X	-.314	-.314	0	%100
94	M16	Z	-.543	-.543	0	%100
95	M17	X	-.24	-.24	0	%100
96	M17	Z	-.417	-.417	0	%100
97	M20	X	-.105	-.105	0	%100
98	M20	Z	-.181	-.181	0	%100
99	M21	X	-.314	-.314	0	%100
100	M21	Z	-.543	-.543	0	%100
101	M169	X	-.105	-.105	0	%100
102	M169	Z	-.181	-.181	0	%100
103	M170	X	-.105	-.105	0	%100
104	M170	Z	-.181	-.181	0	%100
105	M175	X	-.105	-.105	0	%100
106	M175	Z	-.181	-.181	0	%100
107	M176	X	-.105	-.105	0	%100
108	M176	Z	-.181	-.181	0	%100

Member Distributed Loads (BLC 76 : Structure Wm (330 Deg)) (Continued)

	Member Label	Direction	Start Magnitude[lb...	End Magnitude[lb/ft,F,psf]	Start Location[ft,%]	End Location[ft,%]
109	M166A	X	-.314	-.314	0	%100
110	M166A	Z	-.543	-.543	0	%100
111	M167	X	-.314	-.314	0	%100
112	M167	Z	-.543	-.543	0	%100
113	M178A	X	-.314	-.314	0	%100
114	M178A	Z	-.543	-.543	0	%100
115	M179	X	-.314	-.314	0	%100
116	M179	Z	-.543	-.543	0	%100
117	M180	X	-.314	-.314	0	%100
118	M180	Z	-.543	-.543	0	%100
119	M181A	X	-.314	-.314	0	%100
120	M181A	Z	-.543	-.543	0	%100
121	M167A	X	-.105	-.105	0	%100
122	M167A	Z	-.181	-.181	0	%100
123	M168A	X	-.105	-.105	0	%100
124	M168A	Z	-.181	-.181	0	%100
125	M178	X	-.105	-.105	0	%100
126	M178	Z	-.181	-.181	0	%100
127	M179A	X	-.105	-.105	0	%100
128	M179A	Z	-.181	-.181	0	%100
129	M180A	X	-.105	-.105	0	%100
130	M180A	Z	-.181	-.181	0	%100
131	M181B	X	-.105	-.105	0	%100
132	M181B	Z	-.181	-.181	0	%100
133	M100	X	-.314	-.314	0	%100
134	M100	Z	-.543	-.543	0	%100
135	M101	X	-.314	-.314	0	%100
136	M101	Z	-.543	-.543	0	%100
137	M116	X	-.376	-.376	0	%100
138	M116	Z	-.651	-.651	0	%100
139	M120	X	-.307	-.307	0	%100
140	M120	Z	-.532	-.532	0	%100
141	M121	X	-.321	-.321	0	%100
142	M121	Z	-.555	-.555	0	%100
143	M103	X	-.332	-.332	0	%100
144	M103	Z	-.574	-.574	0	%100
145	MPC	X	-.361	-.361	0	%100
146	MPC	Z	-.625	-.625	0	%100
147	MP3C	X	-.361	-.361	0	%100
148	MP3C	Z	-.625	-.625	0	%100
149	MPCC	X	-.361	-.361	0	%100
150	MPCC	Z	-.625	-.625	0	%100
151	MP1A	X	-.361	-.361	0	%100
152	MP1A	Z	-.625	-.625	0	%100
153	MP82	X	-.361	-.361	0	%100
154	MP82	Z	-.625	-.625	0	%100
155	MP3A	X	-.361	-.361	0	%100
156	MP3A	Z	-.625	-.625	0	%100
157	MPG2	X	-.361	-.361	0	%100
158	MPG2	Z	-.625	-.625	0	%100
159	MP2C	X	-.361	-.361	0	%100
160	MP2C	Z	-.625	-.625	0	%100

Member Distributed Loads (BLC 76 : Structure Wm (330 Deg)) (Continued)

	Member Label	Direction	Start Magnitude[lb...	End Magnitude[lb/ft,F,psf]	Start Location[ft,%]	End Location[ft,%]
161	MP2A	X	-.361	-.361	0	%100
162	MP2A	Z	-.625	-.625	0	%100
163	M97	X	-.361	-.361	0	%100
164	M97	Z	-.625	-.625	0	%100
165	MP3B	X	-.361	-.361	0	%100
166	MP3B	Z	-.625	-.625	0	%100
167	M105	X	-.361	-.361	0	%100
168	M105	Z	-.625	-.625	0	%100
169	MP1B	X	-.361	-.361	0	%100
170	MP1B	Z	-.625	-.625	0	%100
171	MP2B	X	-.361	-.361	0	%100
172	MP2B	Z	-.625	-.625	0	%100
173	MP1C	X	-.361	-.361	0	%100
174	MP1C	Z	-.625	-.625	0	%100
175	M122	X	-.451	-.451	0	%100
176	M122	Z	-.782	-.782	0	%100
177	M123	X	-.451	-.451	0	%100
178	M123	Z	-.782	-.782	0	%100
179	M126	X	-.451	-.451	0	%100
180	M126	Z	-.782	-.782	0	%100
181	M134	X	-.451	-.451	0	%100
182	M134	Z	-.782	-.782	0	%100
183	M135	X	-.451	-.451	0	%100
184	M135	Z	-.782	-.782	0	%100
185	M136	X	-.451	-.451	0	%100
186	M136	Z	-.782	-.782	0	%100
187	M137	X	-.451	-.451	0	%100
188	M137	Z	-.782	-.782	0	%100
189	M138	X	-.451	-.451	0	%100
190	M138	Z	-.782	-.782	0	%100
191	M139	X	-.451	-.451	0	%100
192	M139	Z	-.782	-.782	0	%100
193	M140	X	-.451	-.451	0	%100
194	M140	Z	-.782	-.782	0	%100
195	M168	X	-.451	-.451	0	%100
196	M168	Z	-.782	-.782	0	%100
197	M169A	X	-.451	-.451	0	%100
198	M169A	Z	-.782	-.782	0	%100
199	M170A	X	-.451	-.451	0	%100
200	M170A	Z	-.782	-.782	0	%100
201	M171A	X	-.451	-.451	0	%100
202	M171A	Z	-.782	-.782	0	%100
203	M172A	X	-.451	-.451	0	%100
204	M172A	Z	-.782	-.782	0	%100
205	M173	X	-.451	-.451	0	%100
206	M173	Z	-.782	-.782	0	%100
207	M174	X	-.451	-.451	0	%100
208	M174	Z	-.782	-.782	0	%100
209	M175A	X	-.451	-.451	0	%100
210	M175A	Z	-.782	-.782	0	%100
211	M169B	X	-.451	-.451	0	%100
212	M169B	Z	-.782	-.782	0	%100

Member Distributed Loads (BLC 76 : Structure Wm (330 Deg)) (Continued)

	Member Label	Direction	Start Magnitude[lb...	End Magnitude[lb/ft,F,psf]	Start Location[ft,%]	End Location[ft,%]
213	M170B	X	-.451	-.451	0	%100
214	M170B	Z	-.782	-.782	0	%100
215	M171	X	-.451	-.451	0	%100
216	M171	Z	-.782	-.782	0	%100
217	M172	X	-.451	-.451	0	%100
218	M172	Z	-.782	-.782	0	%100
219	M173A	X	-.451	-.451	0	%100
220	M173A	Z	-.782	-.782	0	%100
221	M174A	X	-.451	-.451	0	%100
222	M174A	Z	-.782	-.782	0	%100
223	M175B	X	-.451	-.451	0	%100
224	M175B	Z	-.782	-.782	0	%100
225	M176B	X	-.451	-.451	0	%100
226	M176B	Z	-.782	-.782	0	%100
227	M33	X	-.233	-.233	0	%100
228	M33	Z	-.404	-.404	0	%100
229	M34	X	-.233	-.233	0	%100
230	M34	Z	-.404	-.404	0	%100
231	M35	X	-.233	-.233	0	%100
232	M35	Z	-.404	-.404	0	%100
233	M36	X	-.233	-.233	0	%100
234	M36	Z	-.404	-.404	0	%100
235	M37	X	-.233	-.233	0	%100
236	M37	Z	-.404	-.404	0	%100
237	M38	X	-.233	-.233	0	%100
238	M38	Z	-.404	-.404	0	%100
239	M39	X	-.233	-.233	0	%100
240	M39	Z	-.404	-.404	0	%100
241	M40	X	-.233	-.233	0	%100
242	M40	Z	-.404	-.404	0	%100
243	M41	X	-.233	-.233	0	%100
244	M41	Z	-.404	-.404	0	%100
245	M42	X	-.233	-.233	0	%100
246	M42	Z	-.404	-.404	0	%100
247	M43	X	-.496	-.496	0	%100
248	M43	Z	-.859	-.859	0	%100
249	M44	X	-.496	-.496	0	%100
250	M44	Z	-.859	-.859	0	%100
251	M45	X	-.496	-.496	0	%100
252	M45	Z	-.859	-.859	0	%100
253	M46	X	-.496	-.496	0	%100
254	M46	Z	-.859	-.859	0	%100
255	M47	X	-.496	-.496	0	%100
256	M47	Z	-.859	-.859	0	%100
257	M48	X	-.496	-.496	0	%100
258	M48	Z	-.859	-.859	0	%100
259	M49	X	-.496	-.496	0	%100
260	M49	Z	-.859	-.859	0	%100
261	M50	X	-.496	-.496	0	%100
262	M50	Z	-.859	-.859	0	%100
263	M51	X	-.496	-.496	0	%100
264	M51	Z	-.859	-.859	0	%100

Member Distributed Loads (BLC 76 : Structure Wm (330 Deg)) (Continued)

	Member Label	Direction	Start Magnitude[lb...	End Magnitude[lb/ft,F,psf]	Start Location[ft,%]	End Location[ft,%]
265	M52	X	-.496	-.496	0	%100
266	M52	Z	-.859	-.859	0	%100
267	M53	X	-.496	-.496	0	%100
268	M53	Z	-.859	-.859	0	%100
269	M54	X	-.496	-.496	0	%100
270	M54	Z	-.859	-.859	0	%100
271	M55	X	-.496	-.496	0	%100
272	M55	Z	-.859	-.859	0	%100
273	M56	X	-.496	-.496	0	%100
274	M56	Z	-.859	-.859	0	%100
275	M57	X	-.496	-.496	0	%100
276	M57	Z	-.859	-.859	0	%100
277	M58	X	-.496	-.496	0	%100
278	M58	Z	-.859	-.859	0	%100
279	M59	X	-.496	-.496	0	%100
280	M59	Z	-.859	-.859	0	%100
281	M60	X	-.496	-.496	0	%100
282	M60	Z	-.859	-.859	0	%100
283	M61	X	-.496	-.496	0	%100
284	M61	Z	-.859	-.859	0	%100
285	M62	X	-.496	-.496	0	%100
286	M62	Z	-.859	-.859	0	%100
287	M1	X	-.286	-.286	0	%100
288	M1	Z	-.496	-.496	0	%100
289	M4	X	-.131	-.131	0	%100
290	M4	Z	-.226	-.226	0	%100
291	M5	X	-.37	-.37	0	%100
292	M5	Z	-.641	-.641	0	%100
293	M181	X	-.131	-.131	0	%100
294	M181	Z	-.226	-.226	0	%100
295	M182	X	-.131	-.131	0	%100
296	M182	Z	-.226	-.226	0	%100
297	M176A	X	-.392	-.392	0	%100
298	M176A	Z	-.679	-.679	0	%100
299	M182A	X	-.392	-.392	0	%100
300	M182A	Z	-.679	-.679	0	%100
301	M183	X	-.392	-.392	0	%100
302	M183	Z	-.679	-.679	0	%100
303	M177	X	-.131	-.131	0	%100
304	M177	Z	-.226	-.226	0	%100
305	M182B	X	-.131	-.131	0	%100
306	M182B	Z	-.226	-.226	0	%100
307	M183A	X	-.131	-.131	0	%100
308	M183A	Z	-.226	-.226	0	%100
309	M23	X	-.157	-.157	0	%100
310	M23	Z	-.272	-.272	0	%100
311	M24	X	-.471	-.471	0	%100
312	M24	Z	-.815	-.815	0	%100
313	M25	X	-.157	-.157	0	%100
314	M25	Z	-.272	-.272	0	%100
315	M26	X	-.471	-.471	0	%100
316	M26	Z	-.815	-.815	0	%100

Envelope Joint Reactions

	Joint		X [lb]	LC	Y [lb]	LC	Z [lb]	LC	MX [k-ft]	LC	MY [k-ft]	LC	MZ [k-ft]	LC
1	N59	max	84.459	10	233.054	7	477.559	1	0	75	0	75	0	75
2		min	-84.285	4	-178.412	1	-485.492	7	0	1	0	1	0	1
3	N60	max	84.365	10	63.368	21	122.815	3	0	75	0	75	0	75
4		min	-84.425	4	-13.722	3	-111.805	9	0	1	0	1	0	1
5	N61	max	84.356	10	158.485	7	324.421	1	0	75	0	75	0	75
6		min	-84.43	4	-110.962	1	-315.94	7	0	1	0	1	0	1
7	N62	max	84.404	10	70.646	18	60.427	12	0	75	0	75	0	75
8		min	-84.347	4	10.965	12	-68.561	6	0	1	0	1	0	1
9	N63	max	84.35	10	84.84	7	156.93	2	0	75	0	75	0	75
10		min	-84.424	4	-34.055	1	-155.172	8	0	1	0	1	0	1
11	N64	max	84.431	10	82.06	7	168.681	12	0	75	0	75	0	75
12		min	-84.375	4	-40.861	1	-145.535	6	0	1	0	1	0	1
13	N65	max	84.362	10	79.023	19	96.357	2	0	75	0	75	0	75
14		min	-84.38	4	-8.248	1	-111.476	8	0	1	0	1	0	1
15	N66	max	84.377	10	83.045	7	145.898	1	0	75	0	75	0	75
16		min	-84.395	4	-32.57	1	-144.384	7	0	1	0	1	0	1
17	N67	max	84.432	10	70.065	1	93.022	7	0	75	0	75	0	75
18		min	-84.342	4	-21.371	7	-87.588	1	0	1	0	1	0	1
19	N68	max	84.304	10	225.197	7	459.122	1	0	75	0	75	0	75
20		min	-84.454	4	-170.246	1	-467.673	7	0	1	0	1	0	1
21	N80	max	548.071	10	275.898	4	84.135	1	0	75	0	75	0	75
22		min	-583.006	4	-209.134	10	-84.545	7	0	1	0	1	0	1
23	N81	max	676.36	9	260.629	3	84.583	1	0	75	0	75	0	75
24		min	-561.802	3	-259.168	9	-84.45	7	0	1	0	1	0	1
25	N82	max	167.547	11	96.387	4	84.489	1	0	75	0	75	0	75
26		min	-183.952	5	-38.041	10	-84.246	7	0	1	0	1	0	1
27	N83	max	210.535	9	113.843	3	84.346	1	0	75	0	75	0	75
28		min	-227.776	3	-54.948	9	-84.382	7	0	1	0	1	0	1
29	N105	max	118.148	9	78.471	22	84.387	1	0	75	0	75	0	75
30		min	-109.074	3	-15.129	4	-84.365	7	0	1	0	1	0	1
31	N106	max	110.391	9	71.876	22	84.388	1	0	75	0	75	0	75
32		min	-113.318	3	-17.766	4	-84.385	7	0	1	0	1	0	1
33	N107	max	137.022	10	79.807	10	84.37	1	0	75	0	75	0	75
34		min	-133.585	4	-27.157	4	-84.392	7	0	1	0	1	0	1
35	N108	max	45.202	4	67.509	16	84.441	1	0	75	0	75	0	75
36		min	-49.333	10	-2.154	10	-84.334	7	0	1	0	1	0	1
37	N109	max	395.434	10	193.432	10	84.291	1	0	75	0	75	0	75
38		min	-388.637	4	-139.259	4	-84.465	7	0	1	0	1	0	1
39	N100	max	1627.248	10	735.191	10	84.551	1	0	75	0	75	0	75
40		min	-1694.484	4	-713.429	4	-84.334	7	0	1	0	1	0	1
41	N101	max	431.779	4	223.968	3	84.319	1	0	75	0	75	0	75
42		min	-430.226	10	-175.397	9	-84.444	7	0	1	0	1	0	1
43	N102	max	364.181	9	174.865	10	84.37	1	0	75	0	75	0	75
44		min	-360.714	3	-122.754	4	-84.396	7	0	1	0	1	0	1
45	N103	max	86.678	9	77.991	22	84.398	1	0	75	0	75	0	75
46		min	-72.101	3	2.752	4	-84.342	7	0	1	0	1	0	1
47	N104	max	118.964	11	69.836	10	84.375	1	0	75	0	75	0	75
48		min	-141.935	5	-28.388	4	-84.434	7	0	1	0	1	0	1
49	N84	max	125.833	10	62.167	4	84.403	1	0	75	0	75	0	75
50		min	-96.932	4	-23.61	10	-84.43	7	0	1	0	1	0	1
51	N85	max	111.408	11	78.738	16	84.382	1	0	75	0	75	0	75

Envelope Joint Reactions (Continued)

	Joint		X [lb]	LC	Y [lb]	LC	Z [lb]	LC	MX [k-ft]	LC	MY [k-ft]	LC	MZ [k-ft]	LC
52		min	-120.685	5	-16.846	10	-84.365	7	0	1	0	1	0	1
53	N86	max	111.979	11	71.841	16	84.389	1	0	75	0	75	0	75
54		min	-109.149	5	-17.316	10	-84.386	7	0	1	0	1	0	1
55	N87	max	159.582	11	85.219	4	84.411	1	0	75	0	75	0	75
56		min	-150.197	5	-38.181	10	-84.38	7	0	1	0	1	0	1
57	N88	max	131.584	4	143.339	22	84.214	1	0	75	0	75	0	75
58		min	-214.005	10	-38.344	5	-84.358	7	0	1	0	1	0	1
59	N89	max	649.564	10	247.119	4	84.636	1	0	75	0	75	0	75
60		min	-517.569	4	-254	10	-84.449	7	0	1	0	1	0	1
61	N214A	max	32.28	10	1218.92	2	914.123	2	0	75	0	75	0	75
62		min	-29.296	4	-1427.61	8	-1085.05	8	0	1	0	1	0	1
63	N217	max	703.74	10	1480.293	10	562.828	10	0	75	0	75	0	75
64		min	-582.859	4	-1185.781	4	-464.293	4	0	1	0	1	0	1
65	N41	max	433.325	10	912.397	24	685.431	1	-.076	5	.318	8	.526	24
66		min	-430.686	4	-34.708	6	-649.238	7	-.459	23	-.317	2	.082	6
67	N42	max	1161.051	11	1845.341	20	805.329	1	1.103	23	1.23	6	1.281	5
68		min	-1248.454	5	172.151	2	-976.944	7	.148	5	-1.024	12	-1.177	11
69	N43	max	434.015	10	951.523	15	506.181	1	-.122	9	.327	1	-.056	8
70		min	-457.697	4	78.232	9	-480.858	7	-.568	15	-.328	7	-.653	14
71	N44	max	458.527	10	946.434	19	783.857	1	.725	18	.382	4	.11	4
72		min	-454.547	4	-298.921	1	-849.734	7	-.157	12	-.389	10	-.259	9
73	N383	max	510.129	11	1527.294	5	216.042	1	0	75	.319	12	1.246	11
74		min	-570.526	5	-945.1	11	-150.415	7	0	1	-.223	6	-1.812	5
75	N385	max	201.274	9	235.437	22	180.876	1	0	75	.091	7	.292	9
76		min	-201.827	3	-47.64	4	-180.687	7	0	1	-.091	1	-.188	4
77	N440A	max	67.032	12	170.203	24	178.753	1	0	75	.132	7	.125	24
78		min	-67.032	2	52.115	64	-178.753	7	0	1	-.132	1	.038	64
79	N440B	max	67.032	12	170.203	24	178.753	1	0	75	.132	1	-.038	75
80		min	-67.032	2	52.115	64	-178.753	7	0	1	-.132	7	-.125	13
81	N433A	max	650.548	10	2093.247	15	2026.029	1	1.46	1	1.28	9	0	75
82		min	-590.025	4	205.132	9	-1990.108	7	-1.476	7	-1.299	3	0	1
83	N434A	max	326.949	10	625.952	18	341.147	12	.021	8	.071	4	0	75
84		min	-326.585	4	67.423	12	-350.074	6	-.085	15	-.072	10	0	1
85	N435A	max	449.919	10	1083.475	14	749.401	1	.667	1	.211	4	0	75
86		min	-447.923	4	126.26	8	-751.273	7	-.431	7	-.213	10	0	1
87	N436A	max	368.365	10	727.945	16	248.535	2	-.057	8	.292	10	0	75
88		min	-368.344	4	131.425	9	-228.619	8	-.442	14	-.293	4	0	1
89	N438A	max	823.142	10	718.423	13	388.874	1	0	75	.412	7	.858	4
90		min	-849.402	4	157.095	7	-394.55	7	0	1	-.41	1	-.601	10
91	N439A	max	356.29	9	658.617	14	337.617	1	0	75	.098	1	.066	15
92		min	-396.715	3	78.602	8	-338.169	7	0	1	-.099	7	-.038	9
93	N440C	max	584.97	11	1025.506	13	440.94	1	0	75	.278	1	-.054	10
94		min	-543.615	5	137.802	6	-451.142	7	0	1	-.277	7	-.377	16
95	N441	max	391.745	11	854.159	24	396.386	1	0	75	.377	7	.694	23
96		min	-343.917	5	121.404	6	-401.159	7	0	1	-.367	1	.082	5
97	N443	max	563.992	10	1407.033	23	1078.34	1	.568	7	.197	9	0	75
98		min	-592.607	4	227.882	5	-1035.558	7	-1.062	1	-.248	3	0	1
99	N444	max	385.052	10	735.109	13	891.86	1	.248	8	.14	10	.053	6
100		min	-419.088	4	-166.245	7	-920.483	7	-.241	2	-.223	4	-.069	12
101	N445	max	516.229	10	1764.355	20	1208.916	1	.386	21	.107	10	0	75
102		min	-559.384	4	135.736	2	-1098.829	7	-.054	3	-.056	4	0	1
103	N446	max	366.824	10	691.625	21	349.361	2	.391	7	.291	4	0	75

Envelope Joint Reactions (Continued)

	Joint		X [lb]	LC	Y [lb]	LC	Z [lb]	LC	MX [k-ft]	LC	MY [k-ft]	LC	MZ [k-ft]	LC
104		min	-367.639	4	88.505	3	-332.569	8	-.147	1	-.289	10	0	1
105	Totals:	max	15175.548	10	18715.302	19	16193.26	1						
106		min	-15175.561	4	5671.867	73	-16193.251	7						

Envelope AISC 15th(360-16): LRFD Steel Code Checks

	Member	Shape	Code Check	Loc[ft]	LC	She..	Lo.....		LC	phi*...	phi*...	phi*...	phi*...	...	Eqn
1	M26	L5X3X4	.867	7.75	5	.103	7.75	z	5	3703..	62856	1.939	4.571	1	H2-1
2	M182	L2.5x2....	.795	4.736	3	.120	6....	y	8	9153..	38556	1.114	2.183	1	H2-1
3	M177	L2.5x2....	.668	2.009	22	.058	.574	y	10	1705..	38556	1.114	1.481	1	H2-1
4	M23	L5X3X4	.630	41.333	22	.228	33..	z	12	3703..	62856	1.939	4.571	1	H2-1
5	M1	L2.5x2....	.602	.917	10	.072	1....	y	11	1705..	38556	1.114	2.32	...	H2-1
6	M16	PL5/16...	.599	4.5	9	.076	4.5	y	1	394....	20250	.132	.844	...	H1-...
7	M183A	L2.5x2....	.594	2.44	1	.069	8....	y	7	1705..	38556	1.114	2.537	...	H2-1
8	M21	PL5/16...	.566	4.5	9	.079	4.5	y	1	394....	20250	.132	.844	...	H1-...
9	M179A	PL5/16...	.562	6.889	4	.062	12..	y	9	319....	20250	.132	.62	1	H1-...
10	M181A	PL5/16...	.559	6.889	7	.064	12..	y	1	319....	20250	.132	.62	1	H1-...
11	M24	L5X3X4	.558	26.264	24	.044	14..	z	23	3703..	62856	1.939	4.571	1	H2-1
12	M181B	PL5/16...	.556	6.889	10	.066	12..	y	9	319....	20250	.132	.62	1	H1-...
13	M179	PL5/16...	.544	6.889	1	.051	12..	y	1	319....	20250	.132	.62	1	H1-...
14	M181	L2.5x2....	.479	13.06	1	.051	13..	y	2	1705..	38556	1.114	1.481	1	H2-1
15	M176	PL5/16...	.466	3.731	7	.289	12..	y	4	1994..	20250	.132	.393	...	H1-...
16	M183	L2.5x2....	.465	6.028	10	.051	0	y	10	1705..	38556	1.114	1.481	1	H2-1
17	M182B	L2.5x2....	.444	11.051	24	.024	11..	y	23	1705..	38556	1.114	1.481	1	H2-1
18	M25	L5X3X4	.424	26.264	15	.116	7.75	z	8	3703..	62856	1.939	4.571	1	H2-1
19	M105	PIPE_...	.418	5.313	5	.110	5....		6	3777..	50715	3.596	3.596	...	H1-...
20	M170	PL5/16...	.418	6.889	1	.288	12..	y	3	1994..	20250	.132	.341	...	H1-...
21	M178	PL5/16...	.410	9.185	7	.011	9....	y	1	319....	20250	.132	.566	...	H1-...
22	M167A	PL5/16...	.406	9.185	1	.041	9....	y	11	319....	20250	.132	.62	1	H1-...
23	M176A	L2.5x2....	.406	8.324	7	.035	3....	y	4	1705..	38556	1.114	1.481	1	H2-1
24	M168A	PL5/16...	.386	9.185	1	.042	9....	y	11	319....	20250	.132	.62	1	H1-...
25	M175	PL5/16...	.370	9.329	4	.008	4....	y	1	319....	20250	.132	.42	...	H1-...
26	MP2B	PIPE_...	.355	6.198	10	.124	6....		11	3396..	50715	3.596	3.596	...	H1-...
27	M178A	PL5/16...	.355	9.329	1	.007	13..	y	16	319....	20250	.132	.443	...	H1-...
28	M180A	PL5/16...	.352	4.306	5	.011	9....	y	1	319....	20250	.132	.62	1	H1-...
29	M180	PL5/16...	.346	4.162	1	.007	13..	y	16	319....	20250	.132	.427	...	H1-...
30	M166A	PL5/16...	.341	9.185	2	.024	9....	y	2	319....	20250	.132	.62	1	H1-...
31	M169	PL5/16...	.326	9.329	4	.008	4....	y	1	319....	20250	.132	.418	...	H1-...
32	M182A	L2.5x2....	.323	6.171	23	.023	4....	y	24	1705..	38556	1.114	2.537	...	H2-1
33	M4	L2.5x2....	.322	8.324	10	.047	3....	y	1	1705..	38556	1.114	1.481	1	H2-1
34	M167	PL5/16...	.314	9.185	2	.023	9....	y	2	319....	20250	.132	.62	1	H1-...
35	M5	L2.5x2....	.312	0	1	.009	0	z	1	1705..	38556	1.114	2.238	1	H2-1
36	M20	PL5/16...	.309	9.185	5	.019	9....	y	5	319....	20250	.132	.62	1	H1-...
37	M15	PL5/16...	.307	9.185	9	.018	9....	y	5	319....	20250	.132	.62	1	H1-...
38	M86	SR_0.75	.306	0	21	.305	0		21	1413...	1432...	.184	.184	...	H1-...
39	M85	SR_0.75	.300	0	21	.306	0		21	1413...	1432...	.184	.184	...	H1-...
40	M70	SR_0.75	.299	0	21	.299	0		21	1413...	1432...	.184	.184	...	H1-...
41	M121	L2x2x3	.299	2.58	9	.004	5....	z	8	6707...	2339...	.558	1.022	...	H2-1
42	M122	L2.5x2....	.296	1.313	4	.133	0	z	1	3552..	38556	1.114	2.537	...	H2-1
43	M68	SR_0.75	.296	0	21	.299	0		21	1413...	1432...	.184	.184	...	H1-...
44	M69	SR_0.75	.294	0	15	.293	0		15	1413...	1432...	.184	.184	...	H1-...

Envelope AISC 15th(360-16): LRFD Steel Code Checks (Continued)

	Member	Shape	Code Check	Loc[ft]	LC	She..	Lo.....		LC	phi*...	phi*...	phi*...	phi*...	...	Eqn
45	M83	SR_0.75	.290	0	15	.282	0		15	1413...	1432...	.184	.184	...	H1-...
46	M67	SR_0.75	.289	0	15	.293	0		15	1413...	1432...	.184	.184	...	H1-...
47	M84	SR_0.75	.289	0	15	.281	0		15	1413...	1432...	.184	.184	...	H1-...
48	M100	L2x2x3	.284	0	19	.055	0	y	19	9131...	2339...	.558	1.239	...	H2-1
49	MP82	PIPE_...	.279	6.25	1	.249	2.75		4	3003...	50715	3.596	3.596	...	H1-...
50	MPCC	PIPE_...	.264	6.188	10	.094	6....		2	2613...	50715	3.596	3.596	...	H1-...
51	M101	L2x2x3	.259	4.333	1	.042	3....	y	19	9131...	2339...	.558	1.199	...	H2-1
52	MP3B	PIPE_...	.256	4.75	1	.081	4.75		7	3777...	50715	3.596	3.596	...	H1-...
53	MP3A	PIPE_...	.253	6.188	1	.058	6....		1	2613...	50715	3.596	3.596	...	H1-...
54	M120	L2x2x3	.248	2.433	3	.004	4....	z	10	7543...	2339...	.558	1.038	...	H2-1
55	M97	PIPE_...	.237	4.75	7	.060	4.75		6	3777...	50715	3.596	3.596	...	H1-...
56	MP1C	PIPE_...	.236	6.198	1	.066	6....		12	3396...	50715	3.596	3.596	...	H1-...
57	M103	PIPE_...	.229	0	7	.043	6....		12	3527...	50715	3.596	3.596	...	H1-...
58	MPG2	PIPE_...	.204	4.75	1	.113	4.75		9	3777...	50715	3.596	3.596	...	H1-...
59	M53	L3X3X4	.198	4.528	10	.006	0	z	7	1022...	46656	1.688	2.851	...	H2-1
60	MP1A	PIPE_...	.188	6.198	7	.145	6....		6	3396...	50715	3.596	3.596	...	H1-...
61	MP1B	PIPE_...	.181	2.625	10	.104	7....		6	2613...	50715	3.596	3.596	...	H1-...
62	M172	L2.5x2....	.178	1.313	1	.027	3.5	y	4	3552...	38556	1.114	2.537	...	H2-1
63	M174A	L2.5x2....	.172	2.917	7	.025	3.5	z	9	3552...	38556	1.114	2.357	1	H2-1
64	M171	L2.5x2....	.169	1.313	1	.041	0	y	10	3552...	38556	1.114	2.537	...	H2-1
65	MP2A	PIPE_...	.166	1.75	8	.145	1.75		9	3003...	50715	3.596	3.596	...	H1-...
66	M134	L2.5x2....	.165	2.917	7	.115	3.5	y	10	3552...	38556	1.114	2.357	1	H2-1
67	MP2C	PIPE_...	.165	1.781	2	.094	6....		10	2613...	50715	3.596	3.596	...	H1-...
68	MP3C	PIPE_...	.164	6.188	10	.045	6....		9	2613...	50715	3.596	3.596	...	H1-...
69	M175B	L2.5x2....	.154	1.313	1	.040	3.5	y	10	3552...	38556	1.114	2.537	...	H2-1
70	M43	L3X3X4	.142	4.347	1	.006	0	z	7	1022...	46656	1.688	2.851	...	H2-1
71	M126	L2.5x2....	.142	2.917	3	.089	2....	z	4	3552...	38556	1.114	2.357	1	H2-1
72	M170B	L2.5x2....	.142	1.313	1	.224	3.5	y	10	3552...	38556	1.114	2.537	...	H2-1
73	M51	L3X3X4	.139	4.347	1	.006	8....	z	7	1022...	46656	1.688	2.851	...	H2-1
74	M33	L3X3X4	.137	4.347	4	.006	0	z	10	1022...	46656	1.688	2.851	...	H2-1
75	M61	L3X3X4	.134	4.347	7	.006	8....	z	7	1022...	46656	1.688	2.851	...	H2-1
76	M52	L3X3X4	.134	4.347	1	.006	8....	z	7	1022...	46656	1.688	2.851	...	H2-1
77	M56	L3X3X4	.134	4.347	7	.006	8....	z	7	1022...	46656	1.688	2.851	...	H2-1
78	M41	L3X3X4	.133	4.347	4	.006	0	z	10	1022...	46656	1.688	2.851	...	H2-1
79	M36	L3X3X4	.133	4.347	4	.006	0	z	10	1022...	46656	1.688	2.851	...	H2-1
80	M44	L3X3X4	.133	4.347	1	.006	0	z	7	1022...	46656	1.688	2.851	...	H2-1
81	M46	L3X3X4	.133	4.347	1	.006	0	z	7	1022...	46656	1.688	2.851	...	H2-1
82	M171A	L2.5x2....	.132	2.917	3	.048	3.5	z	7	3552...	38556	1.114	2.357	1	H2-1
83	M58	L3X3X4	.132	4.347	7	.006	8....	z	7	1022...	46656	1.688	2.851	...	H2-1
84	M62	L3X3X4	.132	4.347	7	.006	8....	z	7	1022...	46656	1.688	2.851	...	H2-1
85	M45	L3X3X4	.132	4.347	1	.006	0	z	7	1022...	46656	1.688	2.851	...	H2-1
86	MPC	PIPE_...	.132	6.188	10	.033	6....		10	2613...	50715	3.596	3.596	...	H1-...
87	M173	L2.5x2....	.132	2.917	12	.026	3.5	y	12	3552...	38556	1.114	2.357	1	H2-1
88	M42	L3X3X4	.132	4.347	4	.006	0	z	10	1022...	46656	1.688	2.851	...	H2-1
89	M54	L3X3X4	.132	4.347	7	.006	8....	z	7	1022...	46656	1.688	2.851	...	H2-1
90	M57	L3X3X4	.132	4.347	7	.006	8....	z	7	1022...	46656	1.688	2.851	...	H2-1
91	M35	L3X3X4	.132	4.347	4	.006	0	z	10	1022...	46656	1.688	2.851	...	H2-1
92	M34	L3X3X4	.132	4.347	4	.006	0	z	10	1022...	46656	1.688	2.851	...	H2-1
93	M37	L3X3X4	.132	4.347	4	.006	0	z	10	1022...	46656	1.688	2.851	...	H2-1
94	M38	L3X3X4	.131	4.347	4	.006	0	z	10	1022...	46656	1.688	2.851	...	H2-1
95	M50	L3X3X4	.131	4.347	1	.006	8....	z	7	1022...	46656	1.688	2.851	...	H2-1
96	M39	L3X3X4	.131	4.347	4	.006	0	z	10	1022...	46656	1.688	2.851	...	H2-1

Envelope AISC 15th(360-16): LRFD Steel Code Checks (Continued)

	Member	Shape	Code Check	Loc[ft]	LC	She..	Lo.....		LC	phi*...	phi*...	phi*...	phi*...	...	Eqn
97	M47	L3X3X4	.131	4.347	1	.006	0	z	7	1022..	46656	1.688	2.851	...	H2-1
98	M55	L3X3X4	.131	4.347	7	.006	8....	z	7	1022..	46656	1.688	2.851	...	H2-1
99	M40	L3X3X4	.131	4.347	4	.006	0	z	10	1022..	46656	1.688	2.851	...	H2-1
100	M60	L3X3X4	.131	4.347	7	.006	8....	z	7	1022..	46656	1.688	2.851	...	H2-1
101	M48	L3X3X4	.131	4.347	1	.006	0	z	7	1022..	46656	1.688	2.851	...	H2-1
102	M49	L3X3X4	.131	4.347	1	.006	0	z	7	1022..	46656	1.688	2.851	...	H2-1
103	M59	L3X3X4	.131	4.347	7	.006	8....	z	7	1022..	46656	1.688	2.851	...	H2-1
104	M170A	L2.5x2....	.129	1.313	4	.039	3.5	z	7	3552..	38556	1.114	2.537	...	H2-1
105	M138	L2.5x2....	.127	2.917	1	.024	3.5	y	4	3552..	38556	1.114	2.537	...	H2-1
106	M136	L2.5x2....	.127	2.917	7	.029	3.5	y	10	3552..	38556	1.114	2.357	1	H2-1
107	M174	L2.5x2....	.123	2.917	3	.043	3.5	z	1	3552..	38556	1.114	2.357	1	H2-1
108	M135	L2.5x2....	.121	1.313	7	.025	0	y	4	3552..	38556	1.114	2.357	1	H2-1
109	M139	L2.5x2....	.119	2.917	7	.041	3.5	y	4	3552..	38556	1.114	2.357	1	H2-1
110	M169A	L2.5x2....	.117	2.917	6	.221	3.5	z	1	3552..	38556	1.114	2.537	...	H2-1
111	M169B	L2.5x2....	.117	1.313	7	.073	3.5	y	10	3552..	38556	1.114	2.357	1	H2-1
112	M116	L2x2x3	.106	2.753	7	.016	0	z	1	5654..	2339...	.558	.997	...	H2-1
113	M168	L2.5x2....	.104	2.917	12	.075	3.5	z	7	3552..	38556	1.114	2.357	1	H2-1
114	M17	PL5/16...	.101	1.833	4	.062	1....	y	12	2374..	20250	.132	.844	...	H1-...
115	M12	PL5/16...	.100	1.833	4	.054	1....	y	12	2374..	20250	.132	.844	...	H1-...
116	M175A	L2.5x2....	.080	1.349	1	.008	3.5	z	1	3552..	38556	1.114	2.357	1	H2-1
117	M176B	L2.5x2....	.078	1.349	10	.008	3.5	y	10	3552..	38556	1.114	2.537	...	H2-1
118	M172A	L2.5x2....	.068	1.349	1	.006	3.5	z	1	3552..	38556	1.114	2.357	1	H2-1
119	M137	L2.5x2....	.062	1.349	4	.006	3.5	y	4	3552..	38556	1.114	2.357	1	H2-1
120	M123	L2.5x2....	.062	1.349	4	.029	3.5	y	4	3552..	38556	1.114	2.357	1	H2-1
121	M173A	L2.5x2....	.062	1.349	10	.006	3.5	y	10	3552..	38556	1.114	2.537	...	H2-1
122	M140	L2.5x2....	.059	1.349	4	.006	3.5	y	10	3552..	38556	1.114	2.357	1	H2-1

Envelope AISI S100-16: LRFD Cold Formed Steel Code Checks

	Mem...	Shape	Code Check	Loc.....	Sh...	Lo.....		phi*...	phi*...	phi*...	phi*...	phi...	phi...	Cb	Eqn
1	M183B	P100...	.580	1.0...	2 .069	3.5	y 2	817...	140...	.313	.64	22...	54...	1....	H1....
2	M184	P100...	.541	1.0...	2 .068	3.5	y 2	817...	140...	.31	.631	22...	54...	1....	H1....
3	M186	P100...	.433	1.0...	8 .052	3.5	y 8	817...	140...	.31	.631	22...	54...	1....	H1....
4	M187	P100...	.376	1.0...	1 .052	3.5	y 8	817...	140...	.312	.631	22...	54...	1....	H1....
5	M189	P100...	.539	1.0...	6 .050	3.5	y 6	817...	140...	.312	.631	22...	54...	1....	H1....
6	M190	P100...	.340	1.0...	7 .049	3.5	y 6	817...	140...	.528	.64	22...	54...	1....	H1....
7	M192	P100...	.455	1.0...	7 .048	3.5	y 7	817...	140...	.31	.631	22...	54...	1....	H1....
8	M193	P100...	.413	1.0...	8 .048	3.5	y 7	817...	140...	.313	.64	22...	54...	1....	H1....
9	M194	P100...	.372	1.0...	1 .044	3.5	y 1	817...	140...	.313	.64	22...	54...	1....	H1....
10	M195	P100...	.422	1.0...	1 .044	3.5	y 1	817...	140...	.31	.631	22...	54...	1....	H1....
11	M196	P100...	.438	1.0...	1 .052	3.5	y 1	817...	140...	.528	.64	22...	54...	1....	H1....
12	M197	P100...	.527	1.0...	1 .052	3.5	y 1	817...	140...	.312	.631	22...	54...	1....	H1....
13	M201	P100...	.407	1.0...	4 .023	0	y 1	817...	140...	.31	.631	22...	54...	2....	H1....
14	M202	P100...	.396	1.0...	.... .020	0	y 1	817...	140...	.312	.631	22...	54...	1....	H1....
15	M203	P100...	.445	1.0...	.... .018	0	y 7	817...	140...	.313	.64	22...	54...	1....	H1....
16	M204	P100...	.487	1.0...	.... .022	0	y 1	817...	140...	.312	.631	22...	54...	1.41	H1....
17	M207	P100...	.396	1.0...	.... .020	0	y 7	817...	140...	.312	.631	22...	54...	1....	H1....
18	M208	P100...	.439	1.0...	4 .020	0	y 1	817...	140...	.31	.631	22...	54...	1....	H1....
19	M209	P100...	.458	1.0...	4 .019	0	y 7	817...	140...	.312	.631	22...	54...	1....	H2-1
20	M210	P100...	.514	1.0...	3 .025	0	y 1	817...	140...	.31	.631	22...	54...	1....	H1....
21	M213	P100...	.296	1.0...	8 .036	3.5	y 1	817...	140...	.312	.631	22...	54...	1.8	H1....

Envelope AISI S100-16: LRFD Cold Formed Steel Code Checks (Continued)

	Mem...	Shape	Code Check	Loc...	Sh...	Lo...			phi*...	phi*...	phi*...	phi*...	phi...	phi...	Cb	Eqn
22	M214	P100...	.326	1.0...	2	.036	3.5	y	1	817...	140...	.31	.631	22...	54...	1....	H1....
23	M215	P100...	.330	1.0...	2	.040	3.5	y	1	817...	140...	.528	.64	22...	54...	1....	H1....
24	M216	P100...	.421	1.0...	2	.040	3.5	y	1	817...	140...	.31	.631	22...	54...	1....	H1....
25	M147	P100...	.446	.984	7	.135	1....	y	7	817...	140...	.528	.64	22...	54...	1....	H1....
26	M148	P100...	.482	.984	7	.121	3.5	y	6	817...	140...	.312	.631	22...	54...	1....	H1....
27	M149	P100...	.450	1.0...	8	.034	3.5	y	2	817...	140...	.31	.631	22...	54...	1....	H1....
28	M150	P100...	.408	1.0...	1	.035	3.5	y	2	817...	140...	.31	.631	22...	54...	1....	H1....
29	M153	P100...	.591	1.0...	....	.063	3.5	y	1	817...	140...	.313	.64	22...	54...	1....	H1....
30	M154	P100...	.717	1.0...	....	.064	3.5	y	1	817...	140...	.312	.631	22...	54...	1....	H1....
31	M155	P100...	.652	1.0...	8	.063	3.5	y	7	817...	140...	.312	.631	22...	54...	1....	H1....
32	M156	P100...	.586	1.0...	8	.063	3.5	y	7	817...	140...	.313	.64	22...	54...	1....	H1....
33	M159	P100...	.502	1.0...	8	.046	3.5	y	7	817...	140...	.312	.631	22...	54...	1....	H1....
34	M160	P100...	.414	1.0...	8	.046	3.5	y	7	728...	140...	.313	.64	22...	54...	1....	H1....
35	M161	P100...	.437	1.0...	8	.046	3.5	y	7	817...	140...	.312	.631	22...	54...	1....	H1....
36	M162	P100...	.387	1.0...	1	.047	3.5	y	7	728...	140...	.307	.631	22...	54...	1.79	H1....

Mount Desktop – Post Modification Inspection (PMI) Report Requirements

Documents & Photos Required from Contractor – Passing Mount Analysis

Passing Mount Analysis requires a PMI due to a modification in loading.

Electronic pdf version of this can be downloaded at https://pmi.vzwsmart.com.

For additional questions and support, please reach out to pmisupport@colliersengineering.com

---

Purpose – to provide SMART Tool structural vendor the proper documentation in order to complete the required Mount Desktop review of the Post Modification Inspection Report.

- Contractor is responsible for making certain the photos provided as noted below provide confirmation that the installation was completed in accordance with this Passing Mount Analysis.
- Contractor shall relay any data that can impact the performance of the mount, this includes safety issues.

Base Requirements:

- If installation will cause damage to the structure, the climbing facility, or safety climb if present or any installed system, SMART Tool vendor to be notified prior to install. Any special photos outside of the standard requirements will be indicated on the drawings.
- Provide "as built mount drawings" showing contractor's name, contact information, preparer's signature, and date. Any deviations from the drawings (Proposed modification) shall be shown. NOTE: If loading is different than what is conveyed in the passing mount analysis (MA) contact the SMART Tool vendor immediately.
- Each photo should be time and date stamped
- Photos should be high resolution.
- Contractor shall ensure that the safety climb wire rope is supported and not adversely impacted by the install of the modification components. This may involve the install of wire rope guides, or other items to protect the wire rope. If there is conflict, contact the SMART Tool engineer for recommendations.
- The PMI can be accessed at the following portal: ***https://pmi.vzwsmart.com***

Photo Requirements:

- *Photos taken at ground level*
  - Photo of Gate Signs showing the tower owner, site name, and number.
  - Overall tower structure after installation.
  - Photos of the mount after installation; if the mounts are at different rad elevations, pictures must be provided for all elevations that equipment was installed.
- *Photos taken at Mount Elevation*
  - Photos showing the safety climb wire rope above and below the mount prior to installation.
  - Photos showing the climbing facility and safety climb if present.
  - Photos showing each individual sector after installation. Each entire sector shall be in one photo to show the interconnection of members.

These photos shall also certify that the placement and geometry of the equipment on the mount is as depicted in the antenna placement diagram in this form.

- Photos that show the model number of each antenna and piece of equipment installed per sector.

Antenna & equipment placement and Geometry Confirmation:

- The contractor shall certify that the antenna & equipment placement and geometry is in accordance with the sketch and table as included in the mount analysis and noted below.

Special Instructions / Validation as required from the MA or any other information the contractor deems necessary to share that was identified:

Issue:

- Contractor to wire brush clean all rusted hardware.
- Contractor to replace all missing support rail kicker bolts.
- Contractor shall install (1) new 84" long, P2 STD antenna mount pipe in the Beta Sector. Pipe mount to be installed 4'-9" from Beta Position 1 (see Antenna Placement Diagram for location). Top of pipe shall be 2'-9" from top support rail. Attach to support rail and bottom face horizontal using VZWSMART-MSK7 Angle to Angle Crossover Kits.
- Contractor shall install (1) new 84" long, P2 STD antenna mount pipe in the Gamma Sector. Pipe mount to be installed 5'-0" from Gamma Position 2 (see Antenna Placement Diagram for location). Top of pipe shall be 2'-9" from top support rail. Attach to support rail and bottom face horizontal using VZWSMART-MSK7 Angle to Angle Crossover Kits.

Response:

Contractor certifies that the climbing facility / safety climb was not damaged or obstructed prior to starting work:

☐ Yes ☐

Contractor certifies no new damage/obstructions created during the current installation:

☐ Yes ☐

Contractor to certify the condition of the safety climb and verify no obstructions when leaving the site:

☐ Safety climb in good condition with no obstructions ☐ Safety Climb Damaged
☐ Safety Climb Obstructed

Comments:

☐ All hardware has been properly installed, and the existing hardware was inspected.

☐ The material utilized was as specified on the SMART Tool engineering vendor Mount Modification Drawings and included in the material certification folder is a packing list or invoice for these materials.

☐ The material utilized was approved by a SMART Tool as an "equivalent" and this approval is included as part of the contractor submission.

Antenna & equipment placement and Geometry Confirmation:

☐ The contractor certifies that the photos support and the equipment on the mount is as depicted on the sketch and table included in this form and with the mount analysis provided.

☐ The contractor notes that the equipment on the mount is not in accordance with the sketch and has noted the differences below and provided photo documentation of any alterations.

Special Instruction Confirmation:

☐ The contractor has read and acknowledges the above special instructions.

Certifying Individual:

Company:	
Employee Name:	
Contact Phone:	
Email:	
Date:	

Structure: 468692-VZW - CHESHIRE CT

Sector: **A** 12/2/2021

Structure Type: Self Support 10119437

Mount Elev: 251.50 Page: 1

Plan View

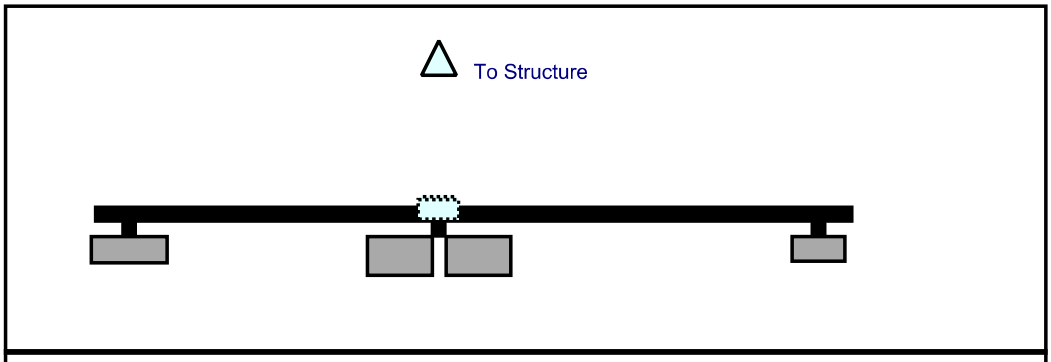

Front View
Looking at Structure

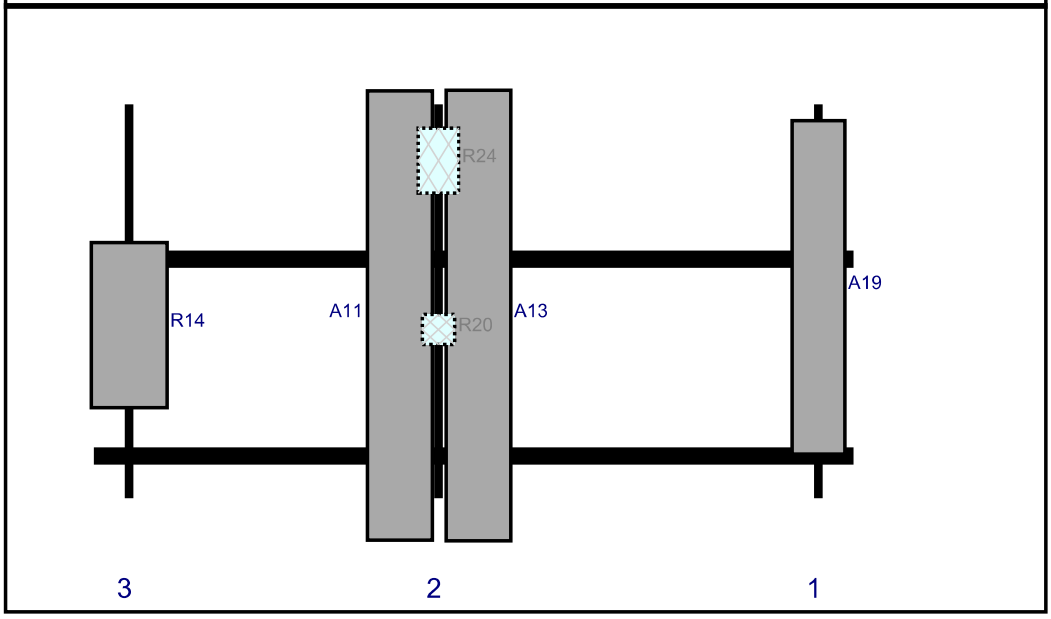

Ref#	Model	Height (in)	Width (in)	H Dist Frm L.	Pipe #	Pipe Pos V	Ant Pos	C. Ant Frm T.	Ant H Off	Status	Validation
A19	BXA-70063-6CF-2	71	11.2	154.5	1	a	Front	39	0	Added	
A11	JAHH-65C-R3B-V2	95.7	13.8	73.5	2	b	Front	45	-8.25	Retained	08/31/2021
A13	JAHHSS-65C-R3BT4	95.98	13.78	73.5	2	a	Front	45	8.5	Added	
R20	CBC78T-DS-43	6.4	6.9	73.5	2	a	Behind	48	0	Retained	08/31/2021
R24	CBRS RRH - RT4401-48A	13.9	8.6	73.5	2	a	Behind	12	0	Added	
R14	MT6407-77A	35.1	16.1	7.5	3	a	Front	47.04	0	Added	

Plan View

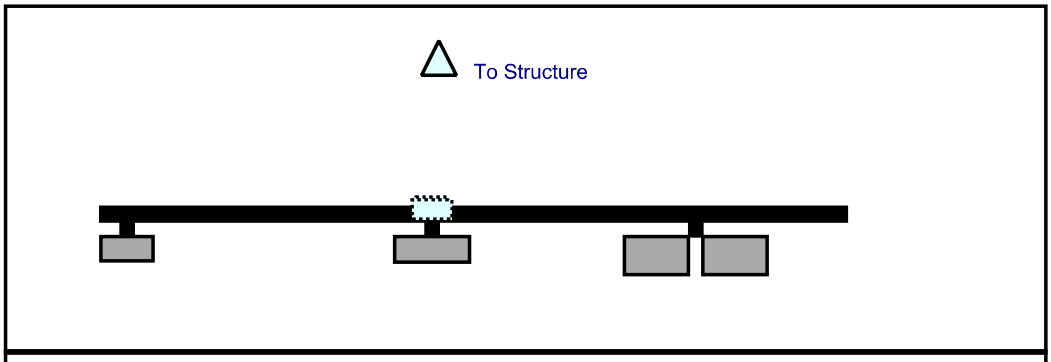

Front View
Looking at Structure

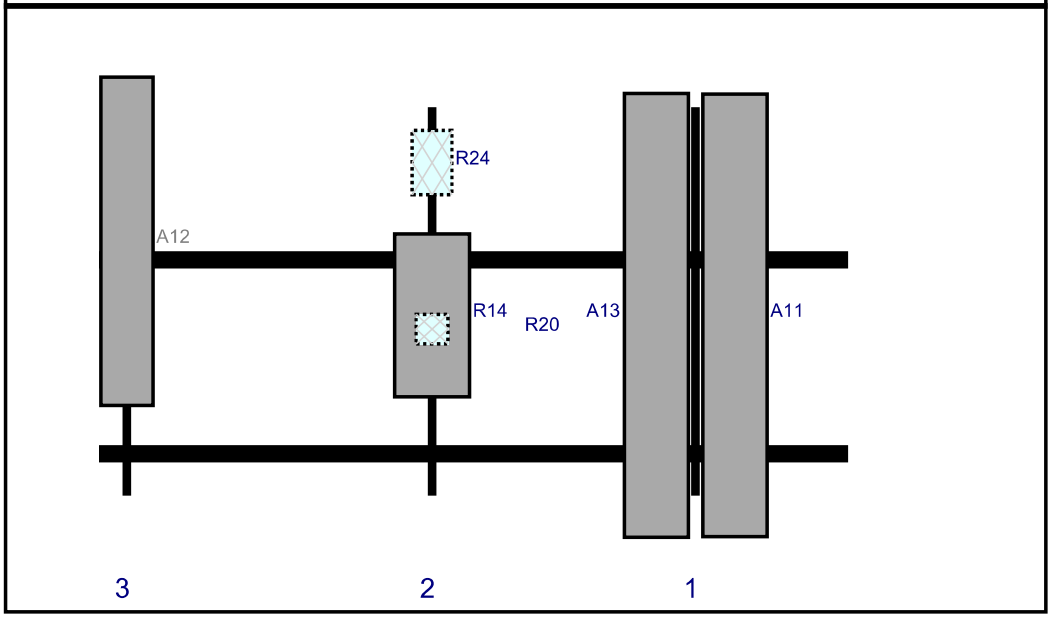

Ref#	Model	Height (in)	Width (in)	H Dist Frm L.	Pipe #	Pipe Pos V	Ant Pos	C. Ant Frm T.	Ant H Off	Status	Validation
A11	JAHH-65C-R3B-V2	95.7	13.8	129	1	b	Front	45	8.5	Retained	08/31/2021
A13	JAHHSS-65C-R3BT4	95.98	13.78	129	1	a	Front	45	-8.5	Added	
R14	MT6407-77A	35.1	16.1	72	2	a	Front	45	0	Added	
R20	CBC78T-DS-43	6.4	6.9	72	2	a	Behind	48	0	Retained	08/31/2021
R24	CBRS RRH - RT4401-48A	13.9	8.6	72	2	a	Behind	12	0	Added	
A12	BXA-70063-6CF-5	71	11.2	6	3	a	Front	28.98	0	Retained	08/31/2021

Plan View

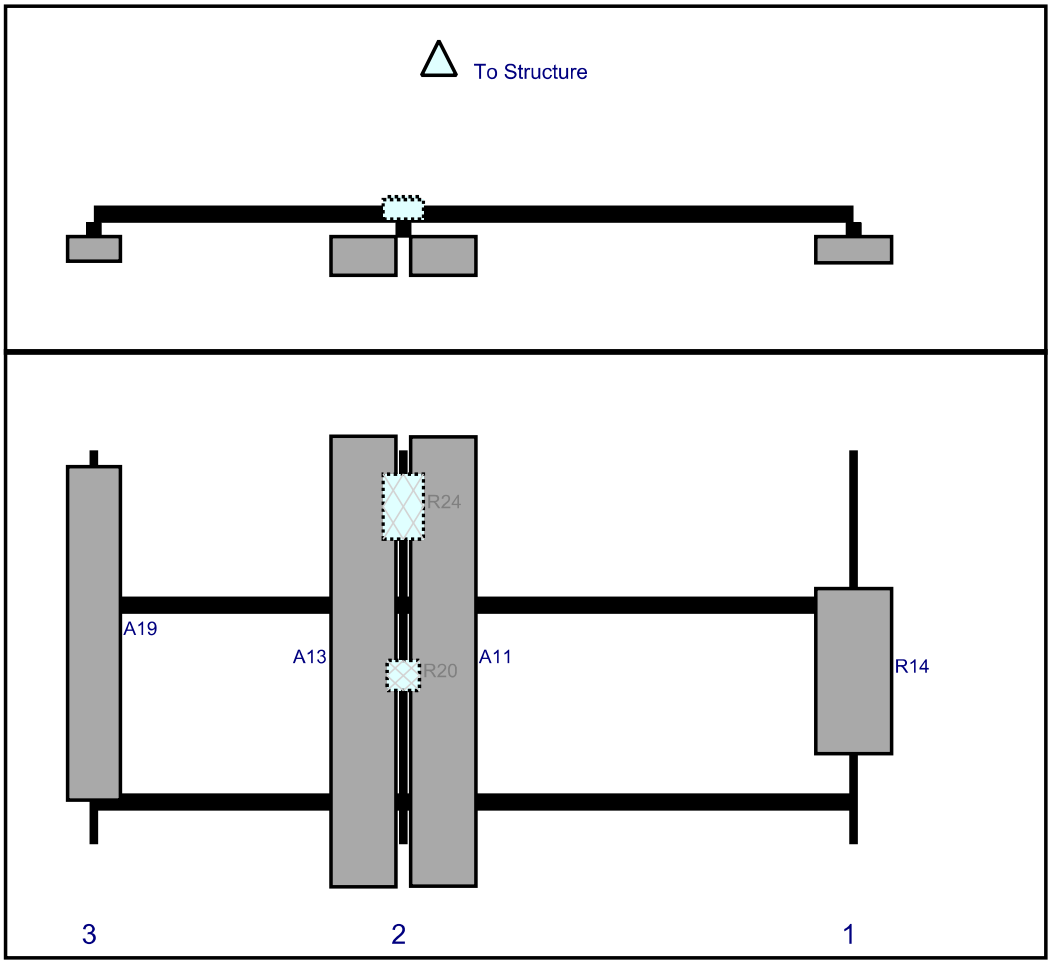

Front View
Looking at Structure

Ref#	Model	Height (in)	Width (in)	H Dist Frm L.	Pipe #	Pipe Pos V	Ant Pos	C. Ant Frm T.	Ant H Off	Status	Validation
R14	MT6407-77A	35.1	16.1	162	1	a	Front	47.04	0	Added	
A11	JAHH-65C-R3B-V2	95.7	13.8	66	2	a	Front	45	8.5	Retained	08/31/2021
A13	JAHHSS-65C-R3BT4	95.98	13.78	66	2	a	Front	45	-8.5	Added	
R20	CBC78T-DS-43	6.4	6.9	66	2	a	Behind	48	0	Retained	08/31/2021
R24	CBRS RRH - RT4401-48A	13.9	8.6	66	2	a	Behind	12	0	Added	
A19	BXA-70063-6CF-2	71	11.2	0	3	a	Front	39	0	Added	

Maser Consulting Connecticut

Subject	*TIA-222-H Usage*	
Site Information	*Site ID:*	*468692-VZW / CHESHIRE CT*
	Site Name:	*CHESHIRE CT*
	Carrier Name:	*Verizon Wireless*
	Address:	*751 Higgins Rd.* *Cheshire, Connecticut 06410* *New Haven County*
	Latitude:	*41.487597°*
	Longitude:	*-72.929269°*
Structure Information	*Tower Type:*	*255-Ft Self Support*
	Mount Type:	*Support Rail Mount*

To Whom It May Concern,

We respectfully submit the above referenced Antenna Mount Structural Analysis report in conformance with ANSI/TIA-222-H, Structural Standard for Antenna Supporting Structures and Antennas and Small Wind Turbine Support Structures.

The 2015 International Building Code states that, in Section 3108, telecommunication towers shall be designed and constructed in accordance with the provisions of TIA-222. TIA-222-H is the latest revision of the TIA-222 Standard, effective as of January 01, 2018.

As with all ANSI standards and engineering best practice is to apply the most current revision of the standard. This ensures the engineer is applying all updates. As an example, the TIA-222-H Standard includes updates to bring it in line with the latest AISC and ACI standards and it also incorporates the latest wind speed maps by ASCE 7 based on updated studies of the wind data.

The TIA-222-H standard clarifies these specific requirements for the antenna mount analysis such as modeling methods, seismic analysis, 30-degree increment wind directions and maintenance loading. Therefore, it is our opinion that TIA-222-H is the most appropriate standard for antenna mount structural analysis and is acceptable for use at this site to ensure the engineer is taking into account the most current engineering standard available.

Sincerely,

Derek Hartzell, PE
Technical Specialist

ATTACHMENT 5

Town of Cheshire, Connecticut - Assessment Parcel Map

Parcel: 00712600 **Location: 751 HIGGINS RD**

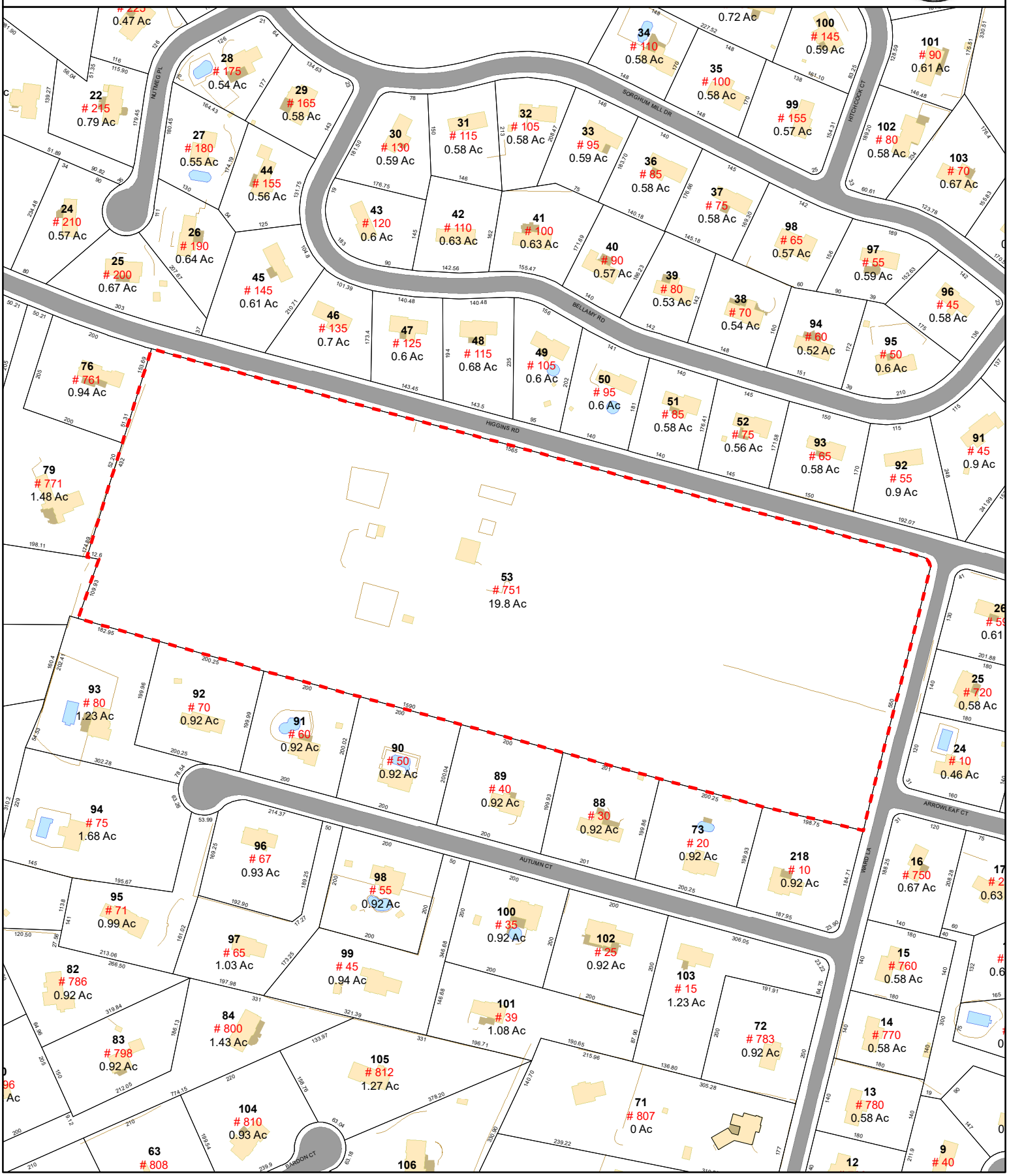

Approximate Scale: 1 inch = 242 feet

0 130 260 390 520

Feet

Map Produced: July 2021

Town of Cheshire, CT

Property Listing Report

Map Block Lot	69 53	Building #	1	Unique Identifier	00712600

Property Information

Property Location	751 HIGGINS RD
Mailing Address	P O BOX 7207 BEDMINSTER NJ 07921
Land Use	Light Industrial
Zoning Code	R-40
Neighborhood	I-1C

Owner	AMER TEL & TEL CO
Co-Owner	AT&T PROPERTY TAX UNIT
Book / Page	0148/0566
Land Class	Industrial
Census Tract	3434
Acreage	19.8

Valuation Summary

(Assessed value = 70% of Appraised Value)

Item	Appraised	Assessed
Buildings	2312630	1618840
Outbuildings	29640	20750
Land	429316	300520
Total	2771586	1940110

Utility Information

Electric	No
Gas	No
Sewer	No
Public Water	No
Well	No

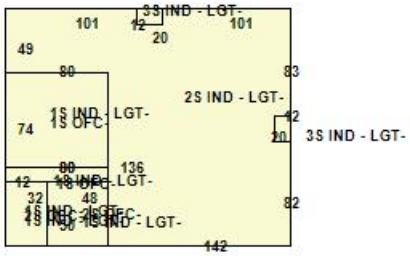

Primary Construction Details

Year Built	1968
Building Desc.	Commercial
Building Style	
Stories	2.00
Exterior Walls	Pre-Cast Concrete
Exterior Walls 2	B. V. Solid
Interior Walls	
Interior Walls 2	
Interior Floors 1	Composite
Interior Floors 2	

Heating Fuel	
Heating Type	
AC Type	Central
Bedrooms	0
Full Bathrooms	0
Half Bathrooms	0
Extra Fixtures	0
Total Rooms	0
Bath Style	NA
Kitchen Style	
Occupancy	0

Building Use	Light Industrial
Building Condition	Average
Frame Type	Average
Fireplaces	0
Bsmt Gar	0
Fin Bsmt Area	
Fin Bsmt Quality	
Building Grade	-50
Roof Style	HIP
Roof Cover	Asphalt

Report Created On 1/11/2022

Town of Cheshire, CT

Property Listing Report

Map Block Lot 69 53 | Building # 1 | Unique Identifier 00712600

Detached Outbuildings

Type	Description	Area (sq ft)	Condition	Year Built
Fencing	Fencing	2400	Average	1968
Paving	Paving	43000	Average	1968
Fencing	Fencing	1560	Average	1968
Fencing	Fencing	600	Average	1968

Attached Extra Features

Type	Description	Area (sq ft)	Condition	Year Built

Sales History

Owner of Record	Book/ Page	Sale Date	Sale Price

Report Created On 1/11/2022

ATTACHMENT 6

UNITED STATES POSTAL SERVICE®

CHESHIRE

Certificate of Mailing — Firm

Name and Address of Sender	TOTAL NO. of Pieces Listed by Sender	TOTAL NO. of Pieces Received at Post Office™	Affix Stamp Here *Postmark with Date of Receipt.*
Kenneth C. Baldwin, Esq. Robinson & Cole LLP 280 Trumbull Street Hartford, CT 06103	3	3	neopost 01/13/2022 US POSTAGE $002.99 ZIP 06103 041L12203937
	Postmaster, per *(name of receiving employee)*		

USPS® Tracking Number / Firm-specific Identifier	Address (Name, Street, City, State, and ZIP Code™)	Postage	Fee	Special Handling	Parcel Airlift
1.	Sean Kimball, Town Manager Town of Cheshire 84 South Main Street Cheshire, CT 06410				
2.	Michael Glidden, Town Planner Town of Cheshire 84 South Main Street Cheshire, CT 06410				
3.	AT&T Property Tax Unit P.O. Box 7207 Bedminster, NJ 07921				
4.					
5.					
6.					

USPS JAN 13 2022 06103

PS Form **3665**, January 2017 (Page 1 of 1) PSN 7530-17-000-5549

See Reverse for Instructions