



STATE OF CONNECTICUT

CONNECTICUT SITING COUNCIL

Ten Franklin Square, New Britain, CT 06051

Phone: (860) 827-2935 Fax: (860) 827-2950

E-Mail: siting.council@po.state.ct.us

www.ct.gov/csc

November 7, 2005

Kenneth C. Baldwin, Esq.
Robinson & Cole, LLP
280 Trumbull Street
Hartford, CT 06103-3597

RE: **EM-VER-019-051018** - Cellco Partnership d/b/a Verizon Wireless notice of intent to modify an existing telecommunications facility located at 116 Grant Hill Road, Brooklyn, Connecticut.

Dear Attorney Baldwin:

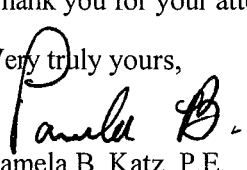
At a public meeting held on November 3, 2005, the Connecticut Siting Council (Council) acknowledged your notice to modify this existing telecommunications facility, pursuant to Section 16-50j-73 of the Regulations of Connecticut State Agencies.

The proposed modifications are to be implemented as specified here and in your notice dated October 18, 2005, including the placement of all necessary equipment and shelters within the tower compound. The modifications are in compliance with the exception criteria in Section 16-50j-72 (b) of the Regulations of Connecticut State Agencies as changes to an existing facility site that would not increase tower height, extend the boundaries of the tower site, increase noise levels at the tower site boundary by six decibels, and increase the total radio frequencies electromagnetic radiation power density measured at the tower site boundary to or above the standard adopted by the State Department of Environmental Protection pursuant to General Statutes § 22a-162. This facility has also been carefully modeled to ensure that radio frequency emissions are conservatively below State and federal standards applicable to the frequencies now used on this tower.

This decision is under the exclusive jurisdiction of the Council. Please be advised that the validity of this action shall expire one year from the date of this letter. Any additional change to this facility will require explicit notice to this agency pursuant to Regulations of Connecticut State Agencies Section 16-50j-73. Such notice shall include all relevant information regarding the proposed change with cumulative worst-case modeling of radio frequency exposure at the closest point of uncontrolled access to the tower base, consistent with Federal Communications Commission, Office of Engineering and Technology, Bulletin 65. Any deviation from this format may result in the Council implementing enforcement proceedings pursuant to General Statutes § 16-50u including, without limitation, imposition of expenses resulting from such failure and of civil penalties in an amount not less than one thousand dollars per day for each day of construction or operation in material violation.

Thank you for your attention and cooperation.

Very truly yours,


Pamela B. Katz, P.E.
Chairman

PBK/laf

c: The Honorable Maurice F. Bowen, First Selectman, Town of Brooklyn
Chester Dobrowski, Zoning Enforcement Officer, Town of Brooklyn
Global Signal
Thomas J. Regan, Esq., Brown Rudnick Berlack Israels LLP
Christopher B. Fisher, Esq., Cuddy & Feder LLP
Christine Farrell, T-Mobile



STATE OF CONNECTICUT

CONNECTICUT SITING COUNCIL

Ten Franklin Square, New Britain, CT 06051

Phone: (860) 827-2935 Fax: (860) 827-2950

E-Mail: siting.council@po.state.ct.us

www.ct.gov/csc

October 24, 2005

The Honorable Maurice F. Bowen
First Selectman
Town of Brooklyn
P. O. Box 356
Brooklyn, CT 06234-0356

RE: **EM-VER-019-051018** – Cellco Partnership d/b/a Verizon Wireless (“Cellco”) notice of intent to modify an existing telecommunications facility located at 116 Grant Hill Road, Brooklyn, Connecticut.

Dear Mr. Bowen:


The Connecticut Siting Council (Council) received this request to modify an existing telecommunications facility, pursuant to Regulations of Connecticut State Agencies Section 16-50j-72.

The Council will consider this item at the next meeting scheduled for November 3, 2005 at 1.30 p.m. in Hearing Room One, Ten Franklin Square, New Britain, Connecticut.

If you have any questions or comments regarding this proposal, please call me or inform the council by November 1, 2005.

Thank you for your cooperation and consideration.

Very truly yours,



S/Derek Phelps
Executive Director

SDP/ap

Enclosure: Notice of Intent

c: Chester Dobrowski, Zoning Enforcement Officer, Town of Brooklyn


280 Trumbull Street
Hartford, CT 06103-3597
Main (860) 275-8200
Fax (860) 275-8299
kbaldwin@rc.com
Direct (860) 275-8345

EM-VER-019-051018

October 18, 2005

Via Hand Delivery

S. Derek Phelps
Executive Director
Connecticut Siting Council
10 Franklin Square
New Britain, CT 06051



ORIGINAL

Re: **Notice of Exempt Modification
116 Grant Hill Road
Brooklyn, Connecticut**

Dear Mr. Phelps:

Cellco Partnership d/b/a Verizon Wireless ("Cellco") intends to install antennas on the existing 150-foot monopole tower owned by Global Signal at 116 Grant Hill Road in Brooklyn, Connecticut. Please accept this letter as notification pursuant to R.C.S.A. § 16-50j-73, for construction that constitutes an exempt modification pursuant to R.C.S.A. § 16-50j-72(b)(2). In accordance with R.C.S.A. § 16-50j-73, a copy of this letter is being sent to Brooklyn First Selectman, Maurice F. Bowen.

The facility consists of a 150-foot self-supporting monopole tower capable of supporting multiple carriers within a fenced compound at 116 Grant Hill Road in Brooklyn. The tower is currently shared by Sprint at the 147-foot level; T-Mobile at the 137-foot level; and AT&T at the 127-foot level on the tower. Cellco proposes to install twelve (12) panel-type antennas at the 117-foot level on the tower and a 12' x 30' single-story equipment shelter near the base of the tower within the fenced site compound. Attached behind Tab 1 are Project Plans for the proposed Cellco facility.

The planned modifications to the Brooklyn facility fall squarely within those activities explicitly provided for in R.C.S.A. § 16-50j-72(b)(2).

1. The proposed modification will not increase the overall height of the existing tower. Cellco's antennas will be mounted with their centerlines at the 117-foot level on the 150-foot tower.



Law Offices

BOSTON

HARTFORD

NEW LONDON

STAMFORD

GREENWICH

WHITE PLAINS

NEW YORK CITY

SARASOTA

www.rc.com

HART1-1285394-1

ROBINSON & COLE_{LLP}

S. Derek Phelps
October 18, 2005
Page 2

2. The proposed installation of a 12' x 30' equipment shelter will not require an extension of the fenced compound or lease area.


3. The proposed installation will not increase the noise levels at the facility by six decibels or more.

4. The operation of the antennas will not increase radio frequency (RF) power density levels at the facility to a level at or above the Federal Communications Commission (FCC) adopted safety standard. The cumulative worst-case RF power density calculations for the existing and proposed Cellco antennas would be 20.83% of the FCC standard. A copy of the cumulative power density calculations table is attached behind Tab 2.

Also attached, behind Tab 3, is a Structural Analysis confirming that the tower can support the existing and proposed antennas and associated equipment.

For the foregoing reasons, Cellco respectfully submits that the proposed antenna installation at the facility constitutes an exempt modification under R.C.S.A. § 16-50j-72(b)(2).

Sincerely,



Kenneth C. Baldwin


Attachments

cc: Maurice F. Bowen, First Selectman
Sandy M. Carter



CELCO PARTNERSHIP
 99 EAST RIVER DRIVE
 EAST HARTFORD, CT 06108

On Air Engineering, LLC
 100 W. MAIN ST.
 COLD SPRING, NY 10516
 (845) 255-1395
 (845) 822-4817



NO. DATE:	REVISIONS:
1. 10.13.05	WORKING DRAWING
2. 10.13.05	WORKING DRAWING

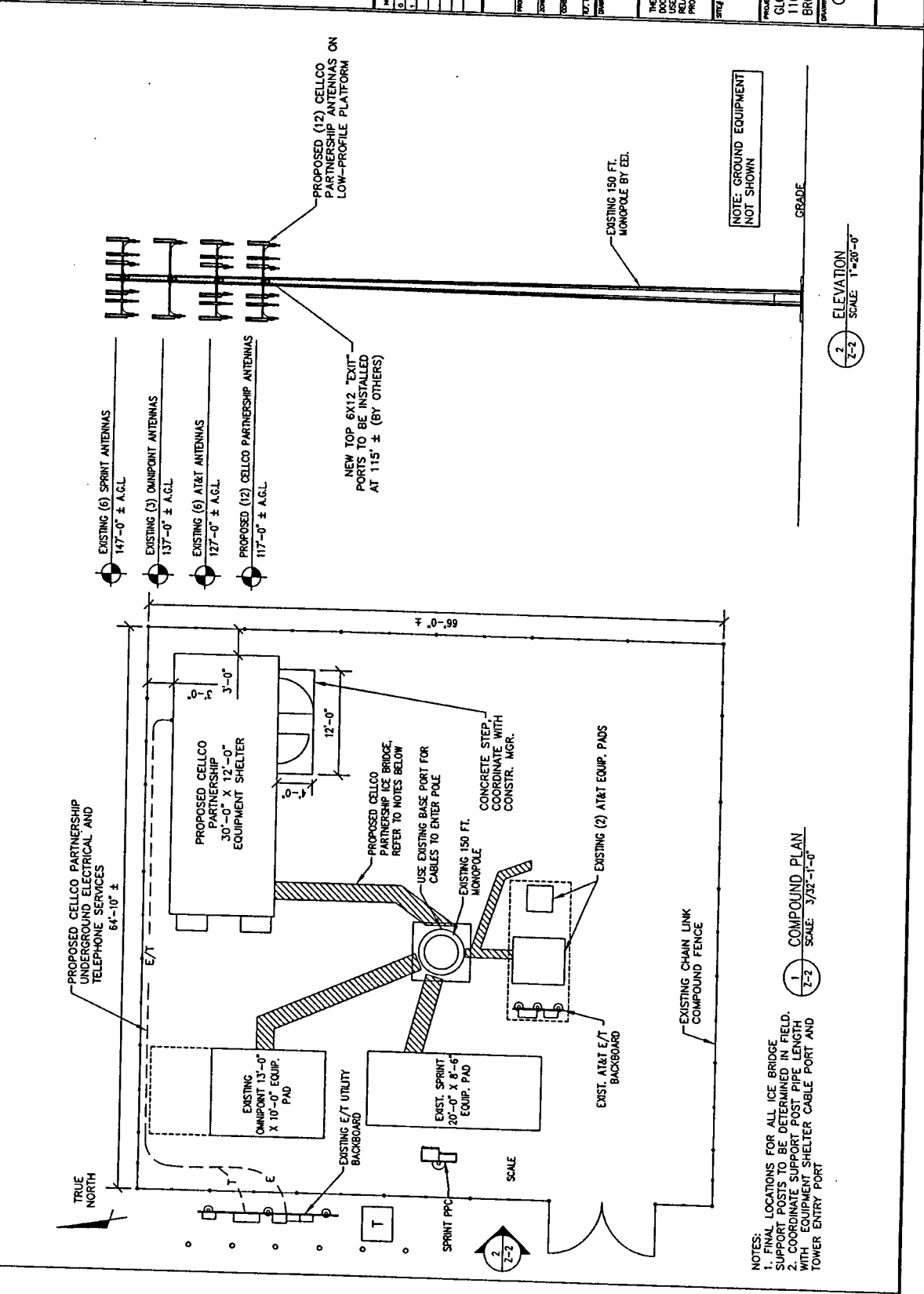
PROPERTY OWNER:	DATE:
CELLCO PARTNERSHIP	
DESIGNER:	DATE:
MJ	
DRAWN BY:	DATE:
DW	

THE INFORMATION CONTAINED IN THIS SET OF DOCUMENTS IS PROPRIETARY BY NATURE. ANY USE OR DISCLOSURE OTHER THAN THAT WHICH IS SPECIFICALLY PROVIDED HEREIN IS STRICTLY PROHIBITED.

PROJECT INFORMATION:
 GLOBAL SIGNAL MONOPOLE
 116 GRANT HILL ROAD
 BROOKLYN, CT 06234

DRAWING TITLE:
COMPOUND PLAN & ELEVATION

3/2/07
 BROOKLYN WEST



NOTE: GROUND EQUIPMENT NOT SHOWN

2
 Z-2
 ELEVATION
 SCALE: 1"=20'-0"

1
 Z-2
 COMPOUND PLAN
 SCALE: 3/32"=1'-0"

- NOTES:
1. FINAL LOCATIONS FOR ALL ICE BRIDGE SUPPORT POSTS TO BE DETERMINED IN FIELD.
 2. COORDINATE SUPPORT POST PIPE LENGTH WITH EQUIPMENT SHELTER CABLE PORT AND TOWER ENTRY PORT

General Power Density

Site Name: Brooklyn W
 Tower Height: 117 FT

Operator	Operating Frequency (MHz)	Number of Items	ERP Per Trans. (watts)	Total ERP (watts)	Distance to Target (feet)	Calculated Power Density (mW/cm ²)	Maximum Permissible Exposure (mW/cm ²)	Fraction of MPE (%)
Verizon	880	9	200	1800	117	0.0473	0.586	8.07%
Verizon	1900	6	256	1536	117	0.0404	1	4.04%
Sprint	1900	11	122	1342	147	0.0223	1	2.23%
AT&T	1900	3	427	1281	127	0.0286	1	2.86%
T-Mobile	1900	25	76	1900	137	0.0364	1	3.64%
Total Percentage of Maximum Permissible Exposure								20.83%

*Guidelines adopted by the FCC on August 1, 1996, 47 CFR Part 1 based on NCRP Report 86, 1986 and generally on ANSI/IEEE C95.1-1992

MHz = Megahertz

mW/cm² = milliwatts per square centimeter

ERP = Effective Radiated Power



1079 N. 204th Avenue
Elkhorn, NE 68022
Ph:402-289-1888
Fax:402-289-1861

SEMAAN ENGINEERING SOLUTIONS

150 ft EEI Monopole Structural Analysis

Prepared for:
Sprint Sites USA
1 International Blvd
Mahwah, NJ 07645

Site: CT33XC567
Verizon
Brooklyn, CT



February 28, 2005

Ms. Kim Cornelisse
Sprint Sites USA
1 International Blvd
Mahwah, NJ 07645

Re: Site Number CT33XC567 – Brooklyn, CT.

Dear Ms. Cornelisse:

We have completed the structural analysis for the existing monopole, located at the above referenced site. The purpose of this analysis is to determine that the existing monopole design is in conformance with the EIA/TIA-222-F standard for the proposed antennae loads installation. Refer to the Review and Recommendations section at the end of this report for the analysis results.

Description of Structure:

The structure is a 150 ft EEI Monopole.

Refer to EEI job #6459 dated February 22, 2000 for a detailed description of the structure.

Method of analysis:

The tower was analyzed using Semaan Engineering Solutions' software suite for communication structures. The structural analysis is performed using the SAPS finite element engine. The method is 3D, non-linear, which accounts for the second order geometric effects due to the displacements. The analysis was performed in conformance with **EIA/TIA-222-F for a basic wind speed of 85 mph and 1/2" radial ice with reduced wind speed.** Wind is applied to the structure, accessories and antennas.

Structure loading:

Per the loading sheet supplied, the analysis was performed using the following loading: (Proposed loading in bold)

Elev. (ft)	Qty.	Antennas and Mounts	Coax	Owner
147.0	12	DB980H90E Mounted On a EEI Low Profile platform	(12) 1-5/8	Sprint
137.0	6	RR90-17-00NP Mounted On a Low Profile Platform	(12) 1-5/8	T-Mobile
127.0	6	Allgon 7250 Mounted On (3) T-Arms	(12) 1-5/8	AT&T
127.0	3	DB978QNB120E-M Mounted On (3) T-Arms	(12) 1-5/8	AT&T
117.0	12	DB844H90 Mounted On (3) T-Arms	(12) 1-5/8	Verizon

All new access holes shall be reinforced with welded rims that are compatible with the pole and to be sized and supplied by pole manufacturer.

All transmission lines are assumed running inside of pole shaft.

Results of Analysis:

Refer to the attached Computer Summary sheets for detailed analysis results.

Structure:

The existing monopole is structurally capable of supporting the existing and proposed antennas. The maximum structure usage is: 67.6%(pole shaft) 100.0% (baseplate)

Foundation:

Pole Reactions	Original Design Reactions	Current Analysis Reactions	% Of Design
Moment (ft-kips)	2,805.10	2,138.17	76.2
Shear (kips)	25.29	20.44	80.8

The analysis reactions are less than the design reactions therefore no foundation modifications are required.

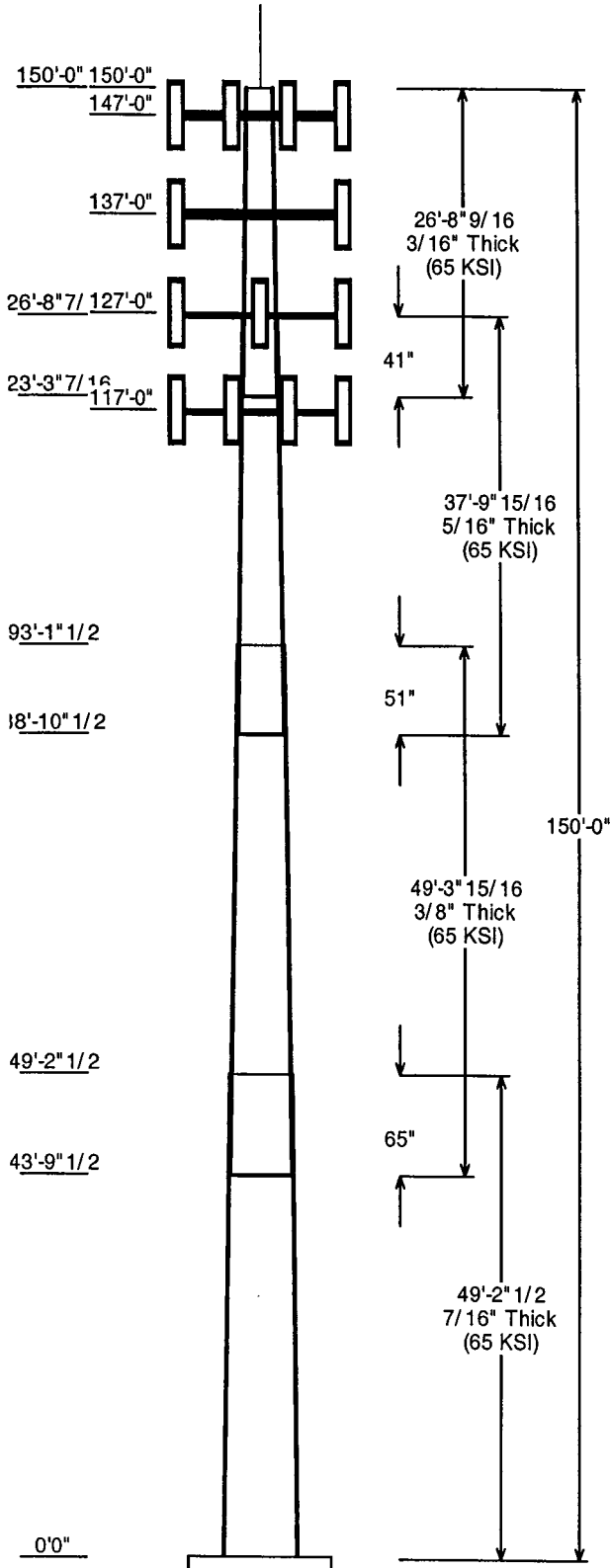
Review and Recommendations:

Based on the analysis results, the existing structure meets the requirements per the EIA/TIA-222-F standards for a basic wind speed of 85 mph and 1/2" radial ice with reduced wind speed.

SEMAAN ENGINEERING SOLUTIONS

1079 N.204th Avenue
 Elkhorn, NE 68022
 Phone: 402-289-1888
 Fax: 402-289-1861

Copyright Semaan Engineering Solutions, Inc



Job Information			
Pole :	CT33XC567		
Description :	Client : Sprint Sites USA - NJ		
Location :	Brooklyn, CT		
Type :	18 Sides	Base Elev (ft):	0.00
Height :(ft)	150.00	Taper:	0.218330 (in/ft)

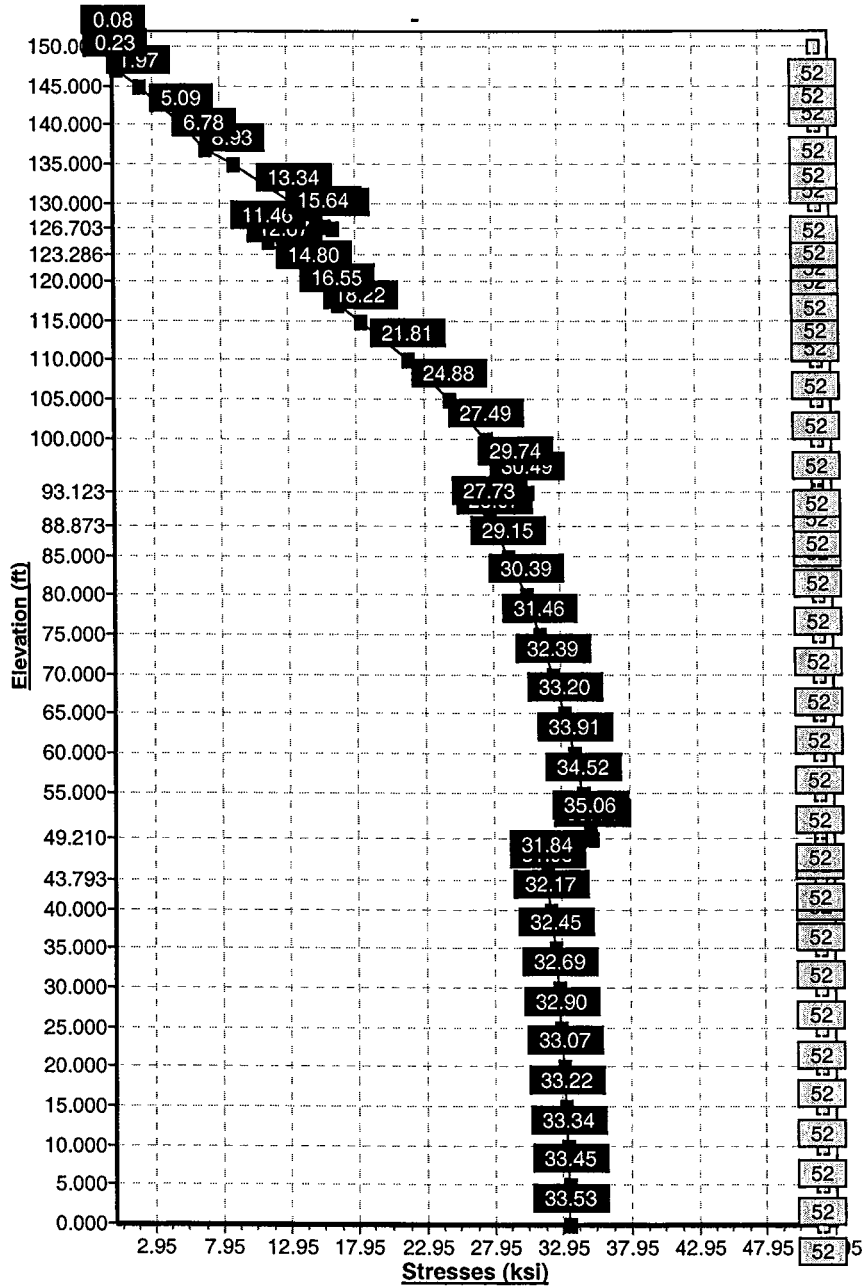
Sections Properties								
Shaft Section	Length (ft)	Diameter (In)		Thick Joint (in)	Type	Overlap Length (in)	Taper (in/ft)	Steel Grade (ksi)
		Across Top	Flats Bottom					
1	49.210	37.25	48.00	0.438		0.000	0.218330	65
2	49.330	28.41	39.18	0.375	Slip Joint	65.000	0.218330	65
3	37.830	21.71	29.97	0.313	Slip Joint	51.000	0.218330	65
4	26.713	17.00	22.83	0.188	Slip Joint	41.000	0.218330	65

Discrete Appurtenance				
Attach Elev (ft)	Force Elev (ft)	Type	Qty	Description
150.000	153.000	Lightning	1	Lightning Rod
147.000	147.000	Platform	1	EEl Low Profile platform
147.000	147.000	Panel	12	DB980H90E
137.000	137.000	Platform	1	Low Profile Platform
137.000	137.000	Panel	6	RR90-17-00NP
127.000	127.000	Panel	3	DB978QNB120E-M
127.000	127.000	Straight	3	T-Arms
127.000	127.000	Panel	6	Allgon 7250
117.000	117.000	Straight	3	T-Arms
117.000	117.000	Panel	12	DB844H90

Load Cases / Deflections			
Load Case	Attach Elev (ft)	Translation (in)	Rotation (deg)
No Ice <u>No Ice Wind Speed = 85.00 mph w/ No Ice</u>			
	150.000	86.40	-5.070
	147.000	83.22	-5.069
	137.000	72.68	-4.987
	127.000	62.45	-4.753
	117.000	52.76	-4.494
Ice <u>Ice Wind Speed = 73.61 mph w/ Ice 0.50 in Thick</u>			
	150.000	76.17	-4.499
	147.000	73.34	-4.498
	137.000	63.99	-4.421
	127.000	54.93	-4.207
	117.000	46.35	-3.973

Reactions			
Load Case	Moment (Kip-ft)	Shear (Kips)	Axial (Kips)
No Ice	2,138.176	20.435	-25.711
Ice	1,851.529	17.110	-31.684

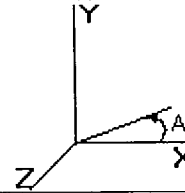
Load Case : No Ice



Pole : CT33XC567
 Location: Brooklyn, CT
 Height: 150.0 (ft)
 Shape : 18 Sides
 Base Dia : 48.00 (in)
 Taper : 0.218330 (in/ft)

Sprint Sites USA - NJ

Base Elev : 0.000 (ft)
 Top Dia : 17.00 (in)



Shaft Section Properties

Sect Num	Length (ft)	Thick (in)	Fy (ksi)	Joint Type	Slip Joint Len (in)	Weight (lb)	Bottom						Top						
							Dia (in)	Elev (ft)	Area (sqin)	Ix (in^4)	W/t Ratio	D/t Ratio	Dia (in)	Elev (ft)	Area (sqin)	Ix (in^4)	W/t Ratio	D/t Ratio	Taper (in/ft)
1	49.210	0.4375	65		0.00	9,810	48.00	0.000	66.04	18876.3	17.93	109.7	37.25	49.21	51.13	8756.3	13.60	85.16	0.21833
2	49.330	0.3750	65	Slip Joint	65.00	6,679	39.18	43.79	46.20	8792.8	17.02	104.5	28.41	93.12	33.38	3316.4	11.95	75.78	0.21833
3	37.830	0.3125	65	Slip Joint	51.00	3,259	29.97	88.87	29.42	3269.3	15.50	95.91	21.71	126.7	21.22	1228.0	10.84	69.48	0.21833
4	26.713	0.1875	65	Slip Joint	41.00	1,067	22.83	123.2	13.48	873.1	20.06	121.7	17.00	150.0	10.01	357.3	14.58	90.67	0.21833
Shaft Weight						20,815													

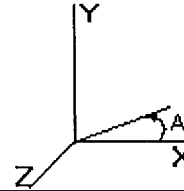
Discrete Appurtenance Properties

Attach Elev (ft)	Description	Qty	Weight (lb)	No Ice CaAa (sf)	CaAa Factor	Weight (lb)	Ice CaAa (sf)	CaAa Factor	Distance From Face (ft)	X Angle (deg)	Vert Ecc (ft)
150.0	Lightning Rod	1	75.00	1.000	1.00	100.00	2.000	1.00	0.000	0.00	3.000
147.0	EEl Low Profile platform	1	1500.00	22.500	1.00	2250.00	28.200	1.00	0.000	0.00	0.000
147.0	DB980H90E	12	9.00	3.280	0.67	28.00	3.850	0.67	0.000	0.00	0.000
137.0	Low Profile Platform	1	1300.00	25.000	1.00	2100.00	27.320	1.00	0.000	0.00	0.000
137.0	RR90-17-00NP	6	12.00	5.230	0.67	35.00	5.800	0.67	0.000	0.00	0.000
127.0	DB978QNB120E-M	3	35.00	8.560	1.00	77.50	9.260	1.00	0.000	0.00	0.000
127.0	T-Arms	3	258.00	10.000	0.67	336.00	14.200	0.67	0.000	0.00	0.000
127.0	Allgon 7250	6	16.00	4.300	0.67	36.00	5.000	0.67	0.000	0.00	0.000
117.0	T-Arms	3	258.00	10.000	0.67	336.00	14.200	0.67	0.000	0.00	0.000
117.0	DB844H90	12	10.00	3.960	1.00	35.00	4.520	1.00	0.000	0.00	0.000
Totals		48	4924.00			7880.50			Number of Loadings : 10		

Pole : CT33XC567
 Location: Brooklyn, CT
 Height : 150.0 (ft)
 Shape : 18 Sides
 Base Dia : 48.00 (in)
 Taper : 0.218330 (in/ft)

Sprint Sites USA - NJ

Base Elev : 0.000 (ft)
 Top Dia : 17.00 (in)



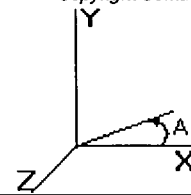
Segment Properties (Max Len : 5 ft)

Seg Elev (ft)	Description	Thick (in)	Dia (in)	Area (in^2)	Ix (in^4)	W/t Ratio	D/t Ratio	Fy (ksi)	Fb (ksi)	Weight (lb)
0.00		0.4375	48.000	66.044	18,876.3	17.93	109.71	65	52	0.0
5.00		0.4375	46.908	64.528	17,606.1	17.50	107.22	65	52	1,110.8
10.00		0.4375	45.817	63.012	16,394.3	17.06	104.72	65	52	1,085.0
15.00		0.4375	44.725	61.497	15,239.4	16.62	102.23	65	52	1,059.2
20.00		0.4375	43.633	59.981	14,140.0	16.18	99.73	65	52	1,033.4
25.00		0.4375	42.542	58.465	13,094.8	15.74	97.24	65	52	1,007.6
30.00		0.4375	41.450	56.949	12,102.5	15.30	94.74	65	52	981.8
35.00		0.4375	40.358	55.433	11,161.6	14.86	92.25	65	52	956.0
40.00		0.4375	39.267	53.917	10,270.7	14.42	89.75	65	52	930.2
43.79	Bot - Section 2	0.4375	38.439	52.767	9,627.4	14.08	87.86	65	52	688.5
45.00		0.4375	38.175	52.402	9,428.6	13.98	87.26	65	52	405.0
49.21	Top - Section 1	0.3750	38.006	44.789	8,013.3	16.46	101.35	65	52	1,391.0
50.00		0.3750	37.833	44.583	7,903.6	16.38	100.89	65	52	120.1
55.00		0.3750	36.742	43.284	7,232.6	15.87	97.98	65	52	747.5
60.00		0.3750	35.650	41.985	6,600.6	15.35	95.07	65	52	725.4
65.00		0.3750	34.559	40.686	6,006.6	14.84	92.16	65	52	703.3
70.00		0.3750	33.467	39.386	5,449.3	14.33	89.25	65	52	681.2
75.00		0.3750	32.375	38.087	4,927.6	13.81	86.33	65	52	659.1
80.00		0.3750	31.284	36.788	4,440.3	13.30	83.42	65	52	637.0
85.00		0.3750	30.192	35.488	3,986.3	12.79	80.51	65	52	614.8
88.87	Bot - Section 3	0.3750	29.346	34.482	3,656.6	12.39	78.26	65	52	461.1
90.00		0.3750	29.100	34.189	3,564.3	12.27	77.60	65	52	244.0
93.12	Top - Section 2	0.3125	29.043	28.496	2,972.0	14.98	92.94	65	52	665.5
95.00		0.3125	28.634	28.090	2,846.6	14.75	91.63	65	52	180.7
100.00		0.3125	27.542	27.007	2,530.0	14.13	88.13	65	52	468.7
105.00		0.3125	26.450	25.925	2,237.7	13.51	84.64	65	52	450.3
110.00		0.3125	25.359	24.842	1,968.9	12.90	81.15	65	52	431.9
115.00		0.3125	24.267	23.759	1,722.5	12.28	77.65	65	52	413.4
117.00		0.3125	23.830	23.326	1,630.0	12.04	76.26	65	52	160.2
120.00		0.3125	23.175	22.676	1,497.6	11.67	74.16	65	52	234.8
123.29	Bot - Section 4	0.3125	22.458	21.965	1,361.0	11.26	71.87	65	52	249.6
125.00		0.3125	22.084	21.594	1,293.1	11.05	70.67	65	52	204.9
126.70	Top - Section 3	0.1875	22.087	13.032	789.7	19.36	117.80	65	52	200.2
127.00		0.1875	22.022	12.994	782.7	19.30	117.45	65	52	13.1
130.00		0.1875	21.367	12.604	714.3	18.68	113.96	65	52	130.7
135.00		0.1875	20.275	11.954	609.5	17.66	108.14	65	52	208.9
137.00		0.1875	19.839	11.695	570.6	17.25	105.81	65	52	80.5
140.00		0.1875	19.184	11.305	515.4	16.63	102.31	65	52	117.4
145.00		0.1875	18.092	10.655	431.6	15.60	96.49	65	52	186.8
147.00		0.1875	17.655	10.395	400.8	15.19	94.16	65	52	71.6
150.00		0.1875	17.000	10.005	357.3	14.58	90.67	65	52	104.1
										20,815.3

Pole : CT33XC567
 Location: Brooklyn, CT
 Height: 150.0 (ft)
 Shape : 18 Sides
 Base Dia : 48.00 (in)
 Taper : 0.218330 (in/ft)

Sprint Sites USA - NJ

Base Elev : 0.000 (ft)
 Top Dia : 17.00 (in)



Load Case: No Ice 85 mph - No Ice 26 Iterations

Gust Response Factor : 1.69 Effective Wind Speed : 85.00 (mph)

Dead Load Factor : 1.00

Wind Load Factor : 1.00

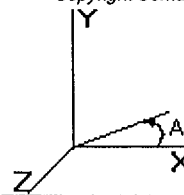
Shaft Forces

Seg Top	Elev (ft)	Description	Kz	qz (psf)	qzGh (psf)	C (mph-ft)	Cf	Tributary (ft)	Aa (sf)	CfAa (sf)	Wind Force X (lb)	Wind Force Z (lb)	Weight (lb)
	0.00		1.00	18.49	31.25	340.00	0.650	0.00	0.000	0.000	0.00	0.00	0.0
	5.00		1.00	18.49	31.25	332.27	0.650	5.00	19.773	12.852	401.74	0.00	1,110.8
	10.00		1.00	18.49	31.25	324.53	0.650	5.00	19.318	12.557	392.49	0.00	1,085.0
	15.00		1.00	18.49	31.25	316.80	0.650	5.00	18.863	12.261	383.25	0.00	1,059.2
	20.00		1.00	18.49	31.25	309.07	0.650	5.00	18.408	11.965	374.01	0.00	1,033.4
	25.00		1.00	18.49	31.25	301.34	0.650	5.00	17.953	11.670	364.77	0.00	1,007.6
	30.00		1.00	18.49	31.25	293.60	0.650	5.00	17.498	11.374	355.53	0.00	981.8
	35.00		1.01	18.81	31.78	288.29	0.650	5.00	17.043	11.078	352.16	0.00	956.0
	40.00		1.05	19.54	33.02	285.89	0.650	5.00	16.589	10.783	356.09	0.00	930.2
	43.79	Bot - Section 2	1.08	20.05	33.89	283.51	0.650	3.79	12.282	7.983	270.55	0.00	688.5
	45.00		1.09	20.21	34.15	282.66	0.650	1.21	3.927	2.553	87.19	0.00	405.0
	49.21	Top - Section 1	1.12	20.73	35.03	279.40	0.650	4.21	13.495	8.772	307.35	0.00	1,391.0
	50.00		1.12	20.82	35.19	284.38	0.650	0.79	2.496	1.623	57.11	0.00	120.1
	55.00		1.15	21.40	36.17	279.96	0.650	5.00	15.537	10.099	365.27	0.00	747.5
	60.00		1.18	21.94	37.08	275.04	0.650	5.00	15.082	9.803	363.50	0.00	725.4
	65.00		1.21	22.44	37.93	269.68	0.650	5.00	14.627	9.507	360.70	0.00	703.3
	70.00		1.24	22.92	38.75	263.94	0.650	5.00	14.172	9.212	356.96	0.00	681.2
	75.00		1.26	23.38	39.52	257.86	0.650	5.00	13.717	8.916	352.38	0.00	659.1
	80.00		1.28	23.82	40.25	251.47	0.650	5.00	13.262	8.620	347.04	0.00	637.0
	85.00		1.31	24.23	40.96	244.81	0.650	5.00	12.807	8.325	340.99	0.00	614.8
	88.87	Bot - Section 3	1.32	24.54	41.48	239.47	0.650	3.87	9.609	6.246	259.10	0.00	461.1
	90.00		1.33	24.63	41.63	237.89	0.650	1.13	2.803	1.822	75.85	0.00	244.0
	93.12	Top - Section 2	1.34	24.87	42.04	233.45	0.650	3.12	7.648	4.971	209.00	0.00	665.5
	95.00		1.35	25.02	42.28	235.89	0.650	1.88	4.510	2.932	123.96	0.00	180.7
	100.00		1.37	25.38	42.90	228.57	0.650	5.00	11.703	7.607	326.40	0.00	468.7
	105.00		1.39	25.74	43.51	221.04	0.650	5.00	11.248	7.311	318.12	0.00	450.3
	110.00		1.41	26.09	44.09	213.33	0.650	5.00	10.794	7.016	309.34	0.00	431.9
	115.00		1.42	26.42	44.65	205.45	0.650	5.00	10.339	6.720	300.09	0.00	413.4
	117.00	Appertunance(s)	1.43	26.55	44.87	202.25	0.650	2.00	4.008	2.605	116.91	0.00	160.2
	120.00		1.44	26.74	45.20	197.41	0.650	3.00	5.876	3.819	172.64	0.00	234.8
	123.29	Bot - Section 4	1.45	26.95	45.55	192.03	0.650	3.29	6.249	4.062	185.02	0.00	249.6
	125.00		1.46	27.06	45.73	189.21	0.650	1.71	3.234	2.102	96.13	0.00	204.9
	126.70	Top - Section 3	1.46	27.16	45.90	186.38	0.650	1.70	3.161	2.055	94.33	0.00	200.2
	127.00	Appertunance(s)	1.47	27.18	45.94	189.11	0.650	0.30	0.546	0.355	16.29	0.00	13.1
	130.00		1.48	27.36	46.24	184.10	0.650	3.00	5.424	3.525	163.04	0.00	130.7
	135.00		1.49	27.66	46.74	175.63	0.650	5.00	8.676	5.639	263.62	0.00	208.9
	137.00	Appertunance(s)	1.50	27.77	46.94	172.21	0.650	2.00	3.343	2.173	102.01	0.00	80.5
	140.00		1.51	27.95	47.23	167.04	0.650	3.00	4.878	3.171	149.77	0.00	117.4
	145.00		1.52	28.23	47.71	158.33	0.650	5.00	7.766	5.048	240.85	0.00	186.8
	147.00	Appertunance(s)	1.53	28.34	47.90	154.81	0.650	2.00	2.979	1.936	92.75	0.00	71.6
	150.00	Appertunance(s)	1.54	28.50	48.17	149.50	0.650	3.00	4.332	2.816	135.66	0.00	104.1
Totals:								150.00			9,939.95	0.00	20,815.3

Pole : CT33XC567
 Location: Brooklyn, CT
 Height : 150.0 (ft)
 Shape : 18 Sides
 Base Dia : 48.00 (in)
 Taper : 0.218330 (in/ft)

Sprint Sites USA - NJ

Base Elev : 0.000 (ft)
 Top Dia : 17.00 (in)



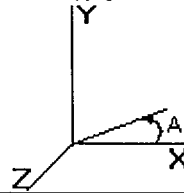
Load Case: No Ice	85 mph - No Ice	26 Iterations
Gust Response Factor : 1.69	Effective Wind Speed : 85.00 (mph)	
Dead Load Factor : 1.00		
Wind Load Factor : 1.00		

Discrete Appurtenance Forces

Elev (ft)	Description	Qty	qz (psf)	qzGh (psf)	Total CaAa (sf)	CaAa Factor	Horiz Ecc (ft)	Vert Ecc (ft)	X Angle (deg)	Wind Force X (lb)	Wind Force Z (lb)	Mom X (lb-ft)	Mom Y (lb-ft)	Mom Z (lb-ft)	Weight (lb)
117.00	T-Arms	3	26.55	44.87	20.007	0.667	0.000	0.0	0.0	897.83	0.00	0.00	0.00	0.00	774.0
117.00	DB844H90	12	26.55	44.87	47.520	1.000	0.000	0.0	0.0	2132.51	0.00	0.00	0.00	0.00	120.0
127.00	DB978QNB120E-M	3	27.18	45.94	25.680	1.000	0.000	0.0	0.0	1179.74	0.00	0.00	0.00	0.00	105.0
127.00	T-Arms	3	27.18	45.94	20.010	0.667	0.000	0.0	0.0	919.26	0.00	0.00	0.00	0.00	774.0
127.00	Allgon 7250	6	27.18	45.94	17.209	0.667	0.000	0.0	0.0	790.56	0.00	0.00	0.00	0.00	96.0
137.00	Low Profile Platform	1	27.77	46.94	25.000	1.000	0.000	0.0	0.0	1173.64	0.00	0.00	0.00	0.00	1300.0
137.00	RR90-17-00NP	6	27.77	46.94	20.930	0.667	0.000	0.0	0.0	982.59	0.00	0.00	0.00	0.00	72.0
147.00	EEl Low Profile	1	28.34	47.90	22.500	1.000	0.000	0.0	0.0	1077.75	0.00	0.00	0.00	0.00	1500.0
147.00	DB980H90E	12	28.34	47.90	26.253	0.667	0.000	0.0	0.0	1257.53	0.00	0.00	0.00	0.00	108.0
150.00	Lightning Rod	1	28.66	48.45	1.000	1.000	0.000	3.0	0.0	48.45	0.00	0.00	0.00	145.35	75.0
										10,459.8	0.00				4,924.0

Pole : CT33XC567
 Location: Brooklyn, CT
 Height : 150.0 (ft)
 Shape : 18 Sides
 Base Dia : 48.00 (in)
 Taper : 0.218330 (in/ft)

Sprint Sites USA - NJ
 Base Elev : 0.000 (ft)
 Top Dia : 17.00 (in)



Load Case: No Ice 85 mph - No Ice 26 Iterations

Gust Response Factor : 1.69 Effective Wind Speed : 85.00 (mph)

Dead Load Factor : 1.00

Wind Load Factor : 1.00

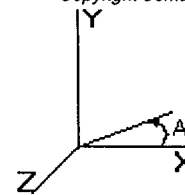
Applied Forces Summary

Seg Elev (ft)	X Coord (ft)	Z Coord (ft)	Lateral FX (-) (lb)	Axial FY (-) (lb)	Lateral FZ (lb)	Moment MX (lb-ft)	Torsion MY (lb-ft)	Moment MZ (lb-ft)
0.00	0.00	0.00	0.00	0.00	0.00	0.00	0.00	0.00
5.00	0.00	0.00	401.74	1,110.77	0.00	0.00	0.00	0.00
10.00	0.00	0.00	392.49	1,084.98	0.00	0.00	0.00	0.00
15.00	0.00	0.00	383.25	1,059.19	0.00	0.00	0.00	0.00
20.00	0.00	0.00	374.01	1,033.40	0.00	0.00	0.00	0.00
25.00	0.00	0.00	364.77	1,007.61	0.00	0.00	0.00	0.00
30.00	0.00	0.00	355.53	981.82	0.00	0.00	0.00	0.00
35.00	0.00	0.00	352.16	956.03	0.00	0.00	0.00	0.00
40.00	0.00	0.00	356.09	930.24	0.00	0.00	0.00	0.00
43.79	0.00	0.00	270.55	688.54	0.00	0.00	0.00	0.00
45.00	0.00	0.00	87.19	404.95	0.00	0.00	0.00	0.00
49.21	0.00	0.00	307.35	1,391.01	0.00	0.00	0.00	0.00
50.00	0.00	0.00	57.11	120.12	0.00	0.00	0.00	0.00
55.00	0.00	0.00	365.27	747.48	0.00	0.00	0.00	0.00
60.00	0.00	0.00	363.50	725.38	0.00	0.00	0.00	0.00
65.00	0.00	0.00	360.70	703.27	0.00	0.00	0.00	0.00
70.00	0.00	0.00	356.96	681.17	0.00	0.00	0.00	0.00
75.00	0.00	0.00	352.38	659.06	0.00	0.00	0.00	0.00
80.00	0.00	0.00	347.04	636.95	0.00	0.00	0.00	0.00
85.00	0.00	0.00	340.99	614.85	0.00	0.00	0.00	0.00
88.87	0.00	0.00	259.10	461.09	0.00	0.00	0.00	0.00
90.00	0.00	0.00	75.85	243.97	0.00	0.00	0.00	0.00
93.12	0.00	0.00	209.00	665.48	0.00	0.00	0.00	0.00
95.00	0.00	0.00	123.96	180.69	0.00	0.00	0.00	0.00
100.00	0.00	0.00	326.40	468.71	0.00	0.00	0.00	0.00
105.00	0.00	0.00	318.12	450.29	0.00	0.00	0.00	0.00
110.00	0.00	0.00	309.34	431.87	0.00	0.00	0.00	0.00
115.00	0.00	0.00	300.09	413.44	0.00	0.00	0.00	0.00
117.00	0.00	0.00	3,147.25	1,054.22	0.00	0.00	0.00	0.00
120.00	0.00	0.00	172.64	234.80	0.00	0.00	0.00	0.00
123.29	0.00	0.00	185.02	249.61	0.00	0.00	0.00	0.00
125.00	0.00	0.00	96.13	204.92	0.00	0.00	0.00	0.00
126.70	0.00	0.00	94.33	200.24	0.00	0.00	0.00	0.00
127.00	0.00	0.00	2,905.85	988.15	0.00	0.00	0.00	0.00
130.00	0.00	0.00	163.04	130.66	0.00	0.00	0.00	0.00
135.00	0.00	0.00	263.62	208.92	0.00	0.00	0.00	0.00
137.00	0.00	0.00	2,258.24	1,452.47	0.00	0.00	0.00	0.00
140.00	0.00	0.00	149.77	117.39	0.00	0.00	0.00	0.00
145.00	0.00	0.00	240.85	186.81	0.00	0.00	0.00	0.00
147.00	0.00	0.00	2,428.03	1,679.63	0.00	0.00	0.00	0.00
150.00	0.00	0.00	184.11	179.13	0.00	0.00	0.00	145.35
Totals:			20,399.81	25,739.32	0.00	0.00	0.00	145.35

Pole : CT33XC567
 Location: Brooklyn, CT
 Height : 150.0 (ft)
 Shape : 18 Sides
 Base Dia : 48.00 (in)
 Taper : 0.218330 (in/ft)

Sprint Sites USA - NJ

Base Elev : 0.000 (ft)
 Top Dia : 17.00 (in)



Load Case: No Ice 85 mph - No Ice 26 Iterations

Gust Response Factor : 1.69 Effective Wind Speed : 85.00 (mph)

Dead Load Factor : 1.00

Wind Load Factor : 1.00

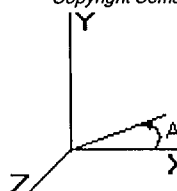
Calculated Forces and Deflections

Seg Elev (ft)	Lateral FX (-) (kips)	Axial FY (-) (kips)	Lateral FZ (kips)	Moment MX (ft-kips)	Torsion MY (ft-kips)	Moment MZ (ft-kips)	X Deflect (in)	Z Deflect (in)	Total Deflect (in)	Rotation (deg)
0.00	20.435	25.711	0.000	0.000	0.000	2,138.176	0.000	0.000	0.000	0.000
5.00	20.100	24.545	0.000	0.000	0.000	2,036.001	-0.084	0.000	0.084	-0.157
10.00	19.769	23.406	0.000	0.000	0.000	1,935.502	-0.335	0.000	0.335	-0.318
15.00	19.443	22.293	0.000	0.000	0.000	1,836.656	-0.755	0.000	0.755	-0.481
20.00	19.121	21.207	0.000	0.000	0.000	1,739.442	-1.349	0.000	1.349	-0.648
25.00	18.804	20.148	0.000	0.000	0.000	1,643.836	-2.119	0.000	2.119	-0.818
30.00	18.492	19.116	0.000	0.000	0.000	1,549.816	-3.069	0.000	3.069	-0.992
35.00	18.178	18.110	0.000	0.000	0.000	1,457.359	-4.203	0.000	4.203	-1.169
40.00	17.849	17.138	0.000	0.000	0.000	1,366.470	-5.523	0.000	5.523	-1.349
43.79	17.588	16.428	0.000	0.000	0.000	1,298.762	-6.651	0.000	6.651	-1.489
45.00	17.519	15.994	0.000	0.000	0.000	1,277.539	-7.034	0.000	7.034	-1.535
49.21	17.197	14.584	0.000	0.000	0.000	1,203.784	-8.458	0.000	8.458	-1.692
50.00	17.166	14.430	0.000	0.000	0.000	1,190.198	-8.741	0.000	8.741	-1.723
55.00	16.827	13.634	0.000	0.000	0.000	1,104.369	-10.656	0.000	10.656	-1.929
60.00	16.485	12.861	0.000	0.000	0.000	1,020.236	-12.788	0.000	12.788	-2.138
65.00	16.142	12.113	0.000	0.000	0.000	937.811	-15.140	0.000	15.140	-2.349
70.00	15.799	11.389	0.000	0.000	0.000	857.103	-17.714	0.000	17.714	-2.562
75.00	15.456	10.690	0.000	0.000	0.000	778.111	-20.511	0.000	20.511	-2.775
80.00	15.115	10.015	0.000	0.000	0.000	700.832	-23.532	0.000	23.532	-2.989
85.00	14.772	9.371	0.000	0.000	0.000	625.260	-26.775	0.000	26.775	-3.201
88.87	14.503	8.899	0.000	0.000	0.000	568.047	-29.440	0.000	29.440	-3.366
90.00	14.427	8.637	0.000	0.000	0.000	551.705	-30.240	0.000	30.240	-3.415
93.12	14.192	7.959	0.000	0.000	0.000	506.648	-32.517	0.000	32.517	-3.547
95.00	14.078	7.749	0.000	0.000	0.000	480.013	-33.927	0.000	33.927	-3.627
100.00	13.749	7.250	0.000	0.000	0.000	409.623	-37.843	0.000	37.843	-3.849
105.00	13.425	6.776	0.000	0.000	0.000	340.877	-41.986	0.000	41.986	-4.060
110.00	13.106	6.325	0.000	0.000	0.000	273.752	-46.342	0.000	46.342	-4.255
115.00	12.787	5.910	0.000	0.000	0.000	208.224	-50.891	0.000	50.891	-4.429
117.00	9.574	5.091	0.000	0.000	0.000	182.650	-52.759	0.000	52.759	-4.494
120.00	9.391	4.856	0.000	0.000	0.000	153.927	-55.609	0.000	55.609	-4.582
123.29	9.192	4.612	0.000	0.000	0.000	123.064	-58.792	0.000	58.792	-4.668
125.00	9.082	4.409	0.000	0.000	0.000	107.314	-60.473	0.000	60.473	-4.710
126.70	8.973	4.214	0.000	0.000	0.000	91.847	-62.159	0.000	62.159	-4.747
127.00	5.998	3.465	0.000	0.000	0.000	89.183	-62.454	0.000	62.454	-4.753
130.00	5.831	3.338	0.000	0.000	0.000	71.188	-65.467	0.000	65.467	-4.841
135.00	5.554	3.146	0.000	0.000	0.000	42.033	-70.595	0.000	70.595	-4.953
137.00	3.180	1.893	0.000	0.000	0.000	30.924	-72.676	0.000	72.676	-4.987
140.00	3.022	1.786	0.000	0.000	0.000	21.384	-75.819	0.000	75.819	-5.027
145.00	2.766	1.621	0.000	0.000	0.000	6.275	-81.101	0.000	81.101	-5.065
147.00	0.199	0.162	0.000	0.000	0.000	0.743	-83.222	0.000	83.222	-5.069
150.00	0.184	0.000	0.000	0.000	0.000	0.145	-86.403	0.000	86.403	-5.070

Pole : CT33XC567
 Location: Brooklyn, CT
 Height : 150.0 (ft)
 Shape : 18 Sides
 Base Dia : 48.00 (in)
 Taper : 0.218330 (in/ft)

Sprint Sites USA - NJ

Base Elev : 0.000 (ft)
 Top Dia : 17.00 (in)



Load Case: No Ice 85 mph - No Ice 26 Iterations

Gust Response Factor : 1.69 Effective Wind Speed : 85.00 (mph)

Dead Load Factor : 1.00

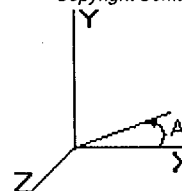
Wind Load Factor : 1.00

Calculated Stresses

Seg Elev (ft)	Applied Stresses							Allowable Stress (Fb) (ksi)	Stress Ratio
	Axial (Y) (ksi)	Shear (X) (ksi)	Shear (Z) (ksi)	Torsion (ksi)	Bending (X) (ksi)	Bending (Z) (ksi)	Combined (ksi)		
0.00	0.389	0.624	0.000	0.000	0.000	33.126	33.533	52.0	0.645
5.00	0.380	0.628	0.000	0.000	0.000	33.049	33.447	52.0	0.644
10.00	0.371	0.632	0.000	0.000	0.000	32.955	33.345	52.0	0.642
15.00	0.363	0.637	0.000	0.000	0.000	32.841	33.221	52.0	0.639
20.00	0.354	0.642	0.000	0.000	0.000	32.702	33.075	52.0	0.636
25.00	0.345	0.648	0.000	0.000	0.000	32.537	32.900	52.0	0.633
30.00	0.336	0.654	0.000	0.000	0.000	32.339	32.695	52.0	0.629
35.00	0.327	0.661	0.000	0.000	0.000	32.105	32.452	52.0	0.624
40.00	0.318	0.667	0.000	0.000	0.000	31.829	32.168	52.0	0.619
43.79	0.311	0.672	0.000	0.000	0.000	31.593	31.925	52.0	0.614
45.00	0.305	0.674	0.000	0.000	0.000	31.514	31.841	52.0	0.613
49.21	0.326	0.774	0.000	0.000	0.000	34.785	35.136	52.0	0.676
50.00	0.324	0.776	0.000	0.000	0.000	34.711	35.061	52.0	0.675
55.00	0.315	0.783	0.000	0.000	0.000	34.181	34.522	52.0	0.664
60.00	0.306	0.791	0.000	0.000	0.000	33.572	33.906	52.0	0.652
65.00	0.298	0.800	0.000	0.000	0.000	32.873	33.200	52.0	0.639
70.00	0.289	0.808	0.000	0.000	0.000	32.071	32.390	52.0	0.623
75.00	0.281	0.818	0.000	0.000	0.000	31.147	31.460	52.0	0.605
80.00	0.272	0.828	0.000	0.000	0.000	30.083	30.389	52.0	0.585
85.00	0.264	0.839	0.000	0.000	0.000	28.853	29.153	52.0	0.561
88.87	0.258	0.848	0.000	0.000	0.000	27.775	28.072	52.0	0.540
90.00	0.253	0.850	0.000	0.000	0.000	27.443	27.735	52.0	0.534
93.12	0.279	1.004	0.000	0.000	0.000	30.166	30.494	52.0	0.587
95.00	0.276	1.010	0.000	0.000	0.000	29.417	29.745	52.0	0.572
100.00	0.268	1.026	0.000	0.000	0.000	27.169	27.494	52.0	0.529
105.00	0.261	1.044	0.000	0.000	0.000	24.548	24.876	52.0	0.479
110.00	0.255	1.063	0.000	0.000	0.000	21.481	21.814	52.0	0.420
115.00	0.249	1.085	0.000	0.000	0.000	17.873	18.219	52.0	0.351
117.00	0.218	0.827	0.000	0.000	0.000	16.269	16.549	52.0	0.318
120.00	0.214	0.835	0.000	0.000	0.000	14.513	14.798	52.0	0.285
123.29	0.210	0.843	0.000	0.000	0.000	12.373	12.667	52.0	0.244
125.00	0.204	0.848	0.000	0.000	0.000	11.166	11.464	52.0	0.221
126.70	0.323	1.388	0.000	0.000	0.000	15.651	16.155	52.0	0.311
127.00	0.267	0.930	0.000	0.000	0.000	15.288	15.638	52.0	0.301
130.00	0.265	0.932	0.000	0.000	0.000	12.973	13.336	52.0	0.257
135.00	0.263	0.936	0.000	0.000	0.000	8.519	8.931	52.0	0.172
137.00	0.162	0.548	0.000	0.000	0.000	6.551	6.779	52.0	0.130
140.00	0.158	0.539	0.000	0.000	0.000	4.849	5.093	52.0	0.098
145.00	0.152	0.523	0.000	0.000	0.000	1.603	1.975	52.0	0.038
147.00	0.016	0.039	0.000	0.000	0.000	0.199	0.225	52.0	0.004
150.00	0.000	0.037	0.000	0.000	0.000	0.042	0.077	52.0	0.001

Pole : CT33XC567
 Location: Brooklyn, CT
 Height : 150.0 (ft)
 Shape : 18 Sides
 Base Dia : 48.00 (in)
 Taper : 0.218330 (in/ft)

Sprint Sites USA - NJ
 Base Elev : 0.000 (ft)
 Top Dia : 17.00 (in)



Load Case: Ice 85 mph - With Ice - Ice Thickness = 0.5 in 26 Iterations

Gust Response Factor : 1.69 Effective Wind Speed : 73.61 (mph)

Dead Load Factor : 1.00

Wind Load Factor : 1.00

Shaft Forces

Seg Top Elev (ft)	Description	Kz	qz (psf)	qzGh (psf)	C (mph-ft)	Cf	Tributary (ft)	Aa (sf)	CfAa (sf)	Wind Force X (lb)	Wind Force Z (lb)	Weight (lb)
0.00		1.00	13.87	23.44	294.44	0.650	0.00	0.000	0.000	0.00	0.00	0.0
5.00		1.00	13.87	23.44	287.74	0.650	5.00	20.189	13.123	307.63	0.00	1,257.1
10.00		1.00	13.87	23.44	281.05	0.650	5.00	19.734	12.827	300.70	0.00	1,227.9
15.00		1.00	13.87	23.44	274.35	0.650	5.00	19.280	12.532	293.77	0.00	1,198.7
20.00		1.00	13.87	23.44	267.65	0.650	5.00	18.825	12.236	286.84	0.00	1,169.6
25.00		1.00	13.87	23.44	260.96	0.650	5.00	18.370	11.940	279.91	0.00	1,140.4
30.00		1.00	13.87	23.44	254.26	0.650	5.00	17.915	11.645	272.98	0.00	1,111.3
35.00		1.01	14.10	23.84	249.65	0.650	5.00	17.460	11.349	270.56	0.00	1,082.1
40.00		1.05	14.65	24.76	247.58	0.650	5.00	17.005	11.053	273.76	0.00	1,052.9
43.79	Bot - Section 2	1.08	15.03	25.41	245.52	0.650	3.79	12.598	8.189	208.12	0.00	779.7
45.00		1.09	15.15	25.61	244.78	0.650	1.21	4.028	2.618	67.06	0.00	434.3
49.21	Top - Section 1	1.12	15.54	26.27	241.96	0.650	4.21	13.846	9.000	236.49	0.00	1,491.1
50.00		1.12	15.62	26.39	246.27	0.650	0.79	2.562	1.665	43.96	0.00	138.8
55.00		1.15	16.05	27.12	242.44	0.650	5.00	15.953	10.370	281.28	0.00	862.4
60.00		1.18	16.45	27.80	238.18	0.650	5.00	15.498	10.074	280.14	0.00	836.9
65.00		1.21	16.83	28.45	233.54	0.650	5.00	15.043	9.778	278.21	0.00	811.5
70.00		1.24	17.19	29.06	228.57	0.650	5.00	14.589	9.483	275.57	0.00	786.0
75.00		1.26	17.53	29.63	223.31	0.650	5.00	14.134	9.187	272.30	0.00	760.5
80.00		1.28	17.86	30.19	217.78	0.650	5.00	13.679	8.891	268.44	0.00	735.0
85.00		1.31	18.17	30.71	212.01	0.650	5.00	13.224	8.596	264.05	0.00	709.6
88.87	Bot - Section 3	1.32	18.41	31.11	207.38	0.650	3.87	9.931	6.455	200.84	0.00	532.4
90.00		1.33	18.47	31.22	206.02	0.650	1.13	2.897	1.883	58.79	0.00	265.0
93.12	Top - Section 2	1.34	18.65	31.53	202.17	0.650	3.12	7.908	5.140	162.07	0.00	722.4
95.00		1.35	18.76	31.71	204.28	0.650	1.88	4.667	3.033	96.19	0.00	214.4
100.00		1.37	19.04	32.17	197.94	0.650	5.00	12.120	7.878	253.50	0.00	555.2
105.00		1.39	19.30	32.63	191.42	0.650	5.00	11.665	7.582	247.41	0.00	533.4
110.00		1.41	19.56	33.06	184.75	0.650	5.00	11.210	7.287	240.95	0.00	511.7
115.00		1.42	19.81	33.49	177.92	0.650	5.00	10.755	6.991	234.12	0.00	489.9
117.00	Appertunance(s)	1.43	19.91	33.65	175.15	0.650	2.00	4.175	2.714	91.33	0.00	190.3
120.00		1.44	20.05	33.89	170.95	0.650	3.00	6.126	3.982	134.98	0.00	278.6
123.29	Bot - Section 4	1.45	20.21	34.16	166.30	0.650	3.29	6.523	4.240	144.84	0.00	296.2
125.00		1.46	20.29	34.29	163.85	0.650	1.71	3.377	2.195	75.27	0.00	229.2
126.70	Top - Section 3	1.46	20.37	34.43	161.41	0.650	1.70	3.303	2.147	73.92	0.00	224.0
127.00	Appertunance(s)	1.47	20.38	34.45	163.77	0.650	0.30	0.570	0.371	12.77	0.00	17.3
130.00		1.48	20.52	34.68	159.43	0.650	3.00	5.674	3.688	127.91	0.00	171.1
135.00		1.49	20.74	35.05	152.10	0.650	5.00	9.092	5.910	207.20	0.00	273.0
137.00	Appertunance(s)	1.50	20.83	35.20	149.14	0.650	2.00	3.510	2.281	80.31	0.00	105.6
140.00		1.51	20.96	35.42	144.66	0.650	3.00	5.128	3.333	118.08	0.00	153.8
145.00		1.52	21.17	35.78	137.11	0.650	5.00	8.182	5.319	190.31	0.00	244.2
147.00	Appertunance(s)	1.53	21.25	35.92	134.07	0.650	2.00	3.146	2.045	73.45	0.00	94.0
150.00	Appertunance(s)	1.54	21.37	36.13	129.47	0.650	3.00	4.582	2.978	107.61	0.00	136.5
Totals:							150.00			7,693.63	0.00	23,824.1

Pole : CT33XC567
 Location: Brooklyn, CT
 Height : 150.0 (ft)
 Shape : 18 Sides
 Base Dia : 48.00 (in)
 Taper : 0.218330 (in/ft)

Sprint Sites USA - NJ

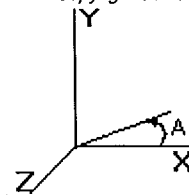
Base Elev : 0.000 (ft)

Top Dia : 17.00 (in)

Copyright Semaan Engineering Solutions, Inc

2/28/2005 11:28:59 AM

Page: 9



Load Case: Ice

85 mph - With Ice - Ice Thickness = 0.5 in

26 Iterations

Gust Response Factor : 1.69

Effective Wind Speed : 73.61 (mph)

Dead Load Factor : 1.00

Wind Load Factor : 1.00

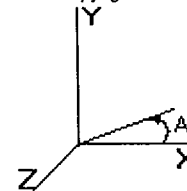
Discrete Appurtenance Forces

Elev (ft)	Description	Qty	qz (psf)	qzGh (psf)	Total CaAa (sf)	CaAa Factor	Horiz Ecc (ft)	Vert Ecc (ft)	X Angle (deg)	Wind Force X (lb)	Wind Force Z (lb)	Mom X (lb-ft)	Mom Y (lb-ft)	Mom Z (lb-ft)	Weight (lb)
117.00	T-Arms	3	19.91	33.65	28.410	0.667	0.000	0.0	0.0	956.12	0.00	0.00	0.00	0.00	1008.0
117.00	DB844H90	12	19.91	33.65	54.240	1.000	0.000	0.0	0.0	1825.44	0.00	0.00	0.00	0.00	420.0
127.00	DB978QNB120E-M	3	20.38	34.45	27.780	1.000	0.000	0.0	0.0	957.10	0.00	0.00	0.00	0.00	232.5
127.00	T-Arms	3	20.38	34.45	28.414	0.667	0.000	0.0	0.0	978.94	0.00	0.00	0.00	0.00	1008.0
127.00	Allgon 7250	6	20.38	34.45	20.010	0.667	0.000	0.0	0.0	689.40	0.00	0.00	0.00	0.00	216.0
137.00	Low Profile Platform	1	20.83	35.20	27.320	1.000	0.000	0.0	0.0	961.86	0.00	0.00	0.00	0.00	2100.0
137.00	RR90-17-00NP	6	20.83	35.20	23.212	0.667	0.000	0.0	0.0	817.21	0.00	0.00	0.00	0.00	210.0
147.00	EEl Low Profile	1	21.25	35.92	28.200	1.000	0.000	0.0	0.0	1013.02	0.00	0.00	0.00	0.00	2250.0
147.00	DB980H90E	12	21.25	35.92	30.815	0.667	0.000	0.0	0.0	1106.98	0.00	0.00	0.00	0.00	336.0
150.00	Lightning Rod	1	21.50	36.33	2.000	1.000	0.000	3.0	0.0	72.67	0.00	0.00	0.00	218.02	100.0
										9,378.75	0.00				7,880.5

Pole : CT33XC567
 Location: Brooklyn, CT
 Height : 150.0 (ft)
 Shape : 18 Sides
 Base Dia : 48.00 (in)
 Taper : 0.218330 (in/ft)

Sprint Sites USA - NJ

Base Elev : 0.000 (ft)
 Top Dia : 17.00 (in)



Load Case: Ice 85 mph - With Ice - Ice Thickness = 0.5 in 26 Iterations

Gust Response Factor : 1.69 Effective Wind Speed : 73.61 (mph)

Dead Load Factor : 1.00

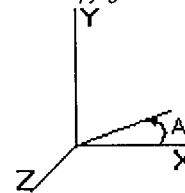
Wind Load Factor : 1.00

Applied Forces Summary

Seg Elev (ft)	X Coord (ft)	Z Coord (ft)	Lateral FX (-) (lb)	Axial FY (-) (lb)	Lateral FZ (lb)	Moment MX (lb-ft)	Torsion MY (lb-ft)	Moment MZ (lb-ft)
0.00	0.00	0.00	0.00	0.00	0.00	0.00	0.00	0.00
5.00	0.00	0.00	307.63	1,257.06	0.00	0.00	0.00	0.00
10.00	0.00	0.00	300.70	1,227.90	0.00	0.00	0.00	0.00
15.00	0.00	0.00	293.77	1,198.74	0.00	0.00	0.00	0.00
20.00	0.00	0.00	286.84	1,169.58	0.00	0.00	0.00	0.00
25.00	0.00	0.00	279.91	1,140.43	0.00	0.00	0.00	0.00
30.00	0.00	0.00	272.98	1,111.27	0.00	0.00	0.00	0.00
35.00	0.00	0.00	270.56	1,082.11	0.00	0.00	0.00	0.00
40.00	0.00	0.00	273.76	1,052.95	0.00	0.00	0.00	0.00
43.79	0.00	0.00	208.12	779.69	0.00	0.00	0.00	0.00
45.00	0.00	0.00	67.06	434.31	0.00	0.00	0.00	0.00
49.21	0.00	0.00	236.49	1,491.06	0.00	0.00	0.00	0.00
50.00	0.00	0.00	43.96	138.81	0.00	0.00	0.00	0.00
55.00	0.00	0.00	281.28	862.40	0.00	0.00	0.00	0.00
60.00	0.00	0.00	280.14	836.93	0.00	0.00	0.00	0.00
65.00	0.00	0.00	278.21	811.45	0.00	0.00	0.00	0.00
70.00	0.00	0.00	275.57	785.98	0.00	0.00	0.00	0.00
75.00	0.00	0.00	272.30	760.50	0.00	0.00	0.00	0.00
80.00	0.00	0.00	268.44	735.03	0.00	0.00	0.00	0.00
85.00	0.00	0.00	264.05	709.55	0.00	0.00	0.00	0.00
88.87	0.00	0.00	200.84	532.44	0.00	0.00	0.00	0.00
90.00	0.00	0.00	58.79	264.99	0.00	0.00	0.00	0.00
93.12	0.00	0.00	162.07	722.43	0.00	0.00	0.00	0.00
95.00	0.00	0.00	96.19	214.43	0.00	0.00	0.00	0.00
100.00	0.00	0.00	253.50	555.24	0.00	0.00	0.00	0.00
105.00	0.00	0.00	247.41	533.45	0.00	0.00	0.00	0.00
110.00	0.00	0.00	240.95	511.66	0.00	0.00	0.00	0.00
115.00	0.00	0.00	234.12	489.87	0.00	0.00	0.00	0.00
117.00	0.00	0.00	2,872.89	1,618.25	0.00	0.00	0.00	0.00
120.00	0.00	0.00	134.98	278.64	0.00	0.00	0.00	0.00
123.29	0.00	0.00	144.84	296.18	0.00	0.00	0.00	0.00
125.00	0.00	0.00	75.27	229.20	0.00	0.00	0.00	0.00
126.70	0.00	0.00	73.92	223.98	0.00	0.00	0.00	0.00
127.00	0.00	0.00	2,638.22	1,473.77	0.00	0.00	0.00	0.00
130.00	0.00	0.00	127.91	171.14	0.00	0.00	0.00	0.00
135.00	0.00	0.00	207.20	273.02	0.00	0.00	0.00	0.00
137.00	0.00	0.00	1,859.38	2,415.58	0.00	0.00	0.00	0.00
140.00	0.00	0.00	118.08	153.84	0.00	0.00	0.00	0.00
145.00	0.00	0.00	190.31	244.18	0.00	0.00	0.00	0.00
147.00	0.00	0.00	2,193.45	2,680.04	0.00	0.00	0.00	0.00
150.00	0.00	0.00	180.28	236.53	0.00	0.00	0.00	218.02
Totals:			17,072.38	31,704.60	0.00	0.00	0.00	218.02

Pole : CT33XC567
 Location: Brooklyn, CT
 Height : 150.0 (ft)
 Shape : 18 Sides
 Base Dia : 48.00 (in)
 Taper : 0.218330 (in/ft)

Sprint Sites USA - NJ
 Base Elev : 0.000 (ft)
 Top Dia : 17.00 (in)



Load Case: Ice 85 mph - With Ice - Ice Thickness = 0.5 in 26 Iterations

Gust Response Factor : 1.69 Effective Wind Speed : 73.61 (mph)

Dead Load Factor : 1.00

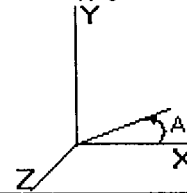
Wind Load Factor : 1.00

Calculated Forces and Deflections

Seg Elev (ft)	Lateral FX (-) (kips)	Axial FY (-) (kips)	Lateral FZ (kips)	Moment MX (ft-kips)	Torsion MY (ft-kips)	Moment MZ (ft-kips)	X Deflect (in)	Z Deflect (in)	Total Deflect (in)	Rotation (deg)
0.00	17.110	31.684	0.000	0.000	0.000	1,851.529	0.000	0.000	0.000	0.000
5.00	16.874	30.387	0.000	0.000	0.000	1,765.980	-0.073	0.000	0.073	-0.136
10.00	16.641	29.119	0.000	0.000	0.000	1,681.610	-0.290	0.000	0.290	-0.276
15.00	16.410	27.881	0.000	0.000	0.000	1,598.408	-0.655	0.000	0.655	-0.418
20.00	16.181	26.672	0.000	0.000	0.000	1,516.361	-1.171	0.000	1.171	-0.563
25.00	15.956	25.493	0.000	0.000	0.000	1,435.455	-1.840	0.000	1.840	-0.712
30.00	15.732	24.344	0.000	0.000	0.000	1,355.679	-2.667	0.000	2.667	-0.863
35.00	15.508	23.224	0.000	0.000	0.000	1,277.018	-3.654	0.000	3.654	-1.018
40.00	15.268	22.140	0.000	0.000	0.000	1,199.481	-4.804	0.000	4.804	-1.176
43.79	15.073	21.343	0.000	0.000	0.000	1,141.566	-5.789	0.000	5.789	-1.299
45.00	15.029	20.887	0.000	0.000	0.000	1,123.378	-6.122	0.000	6.122	-1.339
49.21	14.784	19.381	0.000	0.000	0.000	1,060.107	-7.366	0.000	7.366	-1.478
50.00	14.772	19.216	0.000	0.000	0.000	1,048.428	-7.613	0.000	7.613	-1.505
55.00	14.525	18.316	0.000	0.000	0.000	974.571	-9.286	0.000	9.286	-1.687
60.00	14.276	17.442	0.000	0.000	0.000	901.946	-11.152	0.000	11.152	-1.872
65.00	14.024	16.594	0.000	0.000	0.000	830.568	-13.212	0.000	13.212	-2.058
70.00	13.771	15.774	0.000	0.000	0.000	760.448	-15.468	0.000	15.468	-2.247
75.00	13.518	14.980	0.000	0.000	0.000	691.591	-17.922	0.000	17.922	-2.436
80.00	13.265	14.214	0.000	0.000	0.000	624.002	-20.575	0.000	20.575	-2.626
85.00	13.007	13.480	0.000	0.000	0.000	557.681	-23.427	0.000	23.427	-2.815
88.87	12.801	12.937	0.000	0.000	0.000	507.304	-25.771	0.000	25.771	-2.963
90.00	12.746	12.657	0.000	0.000	0.000	492.881	-26.476	0.000	26.476	-3.006
93.12	12.565	11.924	0.000	0.000	0.000	453.073	-28.481	0.000	28.481	-3.124
95.00	12.485	11.685	0.000	0.000	0.000	429.491	-29.724	0.000	29.724	-3.195
100.00	12.238	11.104	0.000	0.000	0.000	367.065	-33.177	0.000	33.177	-3.394
105.00	11.992	10.549	0.000	0.000	0.000	305.876	-36.833	0.000	36.833	-3.584
110.00	11.748	10.019	0.000	0.000	0.000	245.915	-40.680	0.000	40.680	-3.759
115.00	11.499	9.525	0.000	0.000	0.000	187.175	-44.701	0.000	44.701	-3.915
117.00	8.532	8.099	0.000	0.000	0.000	164.176	-46.353	0.000	46.353	-3.973
120.00	8.388	7.818	0.000	0.000	0.000	138.582	-48.874	0.000	48.874	-4.053
123.29	8.230	7.525	0.000	0.000	0.000	111.015	-51.690	0.000	51.690	-4.131
125.00	8.143	7.297	0.000	0.000	0.000	96.913	-53.178	0.000	53.178	-4.168
126.70	8.055	7.076	0.000	0.000	0.000	83.045	-54.670	0.000	54.670	-4.202
127.00	5.320	5.796	0.000	0.000	0.000	80.654	-54.932	0.000	54.932	-4.207
130.00	5.190	5.626	0.000	0.000	0.000	64.692	-57.599	0.000	57.599	-4.286
135.00	4.968	5.364	0.000	0.000	0.000	38.745	-62.144	0.000	62.144	-4.389
137.00	2.931	3.097	0.000	0.000	0.000	28.809	-63.988	0.000	63.988	-4.421
140.00	2.803	2.951	0.000	0.000	0.000	20.017	-66.776	0.000	66.776	-4.458
145.00	2.595	2.721	0.000	0.000	0.000	6.003	-71.462	0.000	71.462	-4.493
147.00	0.198	0.222	0.000	0.000	0.000	0.813	-73.344	0.000	73.344	-4.498
150.00	0.180	0.000	0.000	0.000	0.000	0.218	-76.168	0.000	76.168	-4.499

Pole : CT33XC567
 Location: Brooklyn, CT
 Height : 150.0 (ft)
 Shape : 18 Sides
 Base Dia : 48.00 (in)
 Taper : 0.218330 (in/ft)

Sprint Sites USA - NJ
 Base Elev : 0.000 (ft)
 Top Dia : 17.00 (in)



Load Case: Ice 85 mph - With Ice - Ice Thickness = 0.5 in 26 Iterations

Gust Response Factor : 1.69 Effective Wind Speed : 73.61 (mph)

Dead Load Factor : 1.00

Wind Load Factor : 1.00

Calculated Stresses

Seg Elev (ft)	Applied Stresses							Allowable Stress (Fb) (ksi)	Stress Ratio
	Axial (Y) (ksi)	Shear (X) (ksi)	Shear (Z) (ksi)	Torsion (ksi)	Bending (X) (ksi)	Bending (Z) (ksi)	Combined (ksi)		
0.00	0.480	0.522	0.000	0.000	0.000	28.685	29.179	52.0	0.561
5.00	0.471	0.527	0.000	0.000	0.000	28.666	29.151	52.0	0.561
10.00	0.462	0.532	0.000	0.000	0.000	28.632	29.109	52.0	0.560
15.00	0.453	0.538	0.000	0.000	0.000	28.581	29.049	52.0	0.559
20.00	0.445	0.544	0.000	0.000	0.000	28.508	28.968	52.0	0.557
25.00	0.436	0.550	0.000	0.000	0.000	28.412	28.864	52.0	0.555
30.00	0.427	0.557	0.000	0.000	0.000	28.288	28.732	52.0	0.553
35.00	0.419	0.564	0.000	0.000	0.000	28.132	28.568	52.0	0.550
40.00	0.411	0.571	0.000	0.000	0.000	27.939	28.367	52.0	0.546
43.79	0.404	0.576	0.000	0.000	0.000	27.769	28.191	52.0	0.542
45.00	0.399	0.578	0.000	0.000	0.000	27.711	28.128	52.0	0.541
49.21	0.433	0.665	0.000	0.000	0.000	30.633	31.087	52.0	0.598
50.00	0.431	0.668	0.000	0.000	0.000	30.577	31.029	52.0	0.597
55.00	0.423	0.676	0.000	0.000	0.000	30.163	30.609	52.0	0.589
60.00	0.415	0.685	0.000	0.000	0.000	29.680	30.118	52.0	0.579
65.00	0.408	0.695	0.000	0.000	0.000	29.114	29.546	52.0	0.568
70.00	0.400	0.705	0.000	0.000	0.000	28.454	28.880	52.0	0.556
75.00	0.393	0.715	0.000	0.000	0.000	27.684	28.105	52.0	0.541
80.00	0.386	0.727	0.000	0.000	0.000	26.785	27.200	52.0	0.523
85.00	0.380	0.739	0.000	0.000	0.000	25.734	26.145	52.0	0.503
88.87	0.375	0.748	0.000	0.000	0.000	24.805	25.214	52.0	0.485
90.00	0.370	0.751	0.000	0.000	0.000	24.517	24.921	52.0	0.479
93.12	0.418	0.889	0.000	0.000	0.000	26.976	27.437	52.0	0.528
95.00	0.416	0.896	0.000	0.000	0.000	26.321	26.782	52.0	0.515
100.00	0.411	0.913	0.000	0.000	0.000	24.346	24.808	52.0	0.477
105.00	0.407	0.932	0.000	0.000	0.000	22.028	22.493	52.0	0.433
110.00	0.403	0.953	0.000	0.000	0.000	19.297	19.769	52.0	0.380
115.00	0.401	0.975	0.000	0.000	0.000	16.066	16.553	52.0	0.318
117.00	0.347	0.737	0.000	0.000	0.000	14.624	15.025	52.0	0.289
120.00	0.345	0.746	0.000	0.000	0.000	13.066	13.473	52.0	0.259
123.29	0.343	0.755	0.000	0.000	0.000	11.161	11.578	52.0	0.223
125.00	0.338	0.760	0.000	0.000	0.000	10.083	10.504	52.0	0.202
126.70	0.543	1.246	0.000	0.000	0.000	14.152	14.852	52.0	0.286
127.00	0.446	0.825	0.000	0.000	0.000	13.826	14.344	52.0	0.276
130.00	0.446	0.830	0.000	0.000	0.000	11.790	12.320	52.0	0.237
135.00	0.449	0.838	0.000	0.000	0.000	7.853	8.428	52.0	0.162
137.00	0.265	0.505	0.000	0.000	0.000	6.103	6.427	52.0	0.124
140.00	0.261	0.500	0.000	0.000	0.000	4.539	4.878	52.0	0.094
145.00	0.255	0.491	0.000	0.000	0.000	1.533	1.980	52.0	0.038
147.00	0.021	0.038	0.000	0.000	0.000	0.218	0.249	52.0	0.005
150.00	0.000	0.036	0.000	0.000	0.000	0.063	0.089	52.0	0.002

Pole : CT33XC567
Location: Brooklyn, CT
Height : 150.0 (ft)
Shape : 18 Sides
Base Dia : 48.00 (in)
Taper : 0.218330 (in/ft)

Sprint Sites USA - NJ

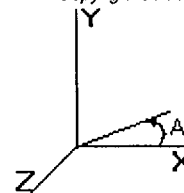
Base Elev : 0.000 (ft)

Top Dia : 17.00 (in)

Copyright Semaan Engineering Solutions, Inc

2/28/2005 11:29:00 AM

Page: 13



Load Case: No Ice 85 mph - No Ice 26 Iterations
Gust Response Factor : 1.69 **Effective Wind Speed :** 85.00 (mph)
Dead Load Factor : 1.00
Wind Load Factor : 1.00

Analysis Summary

Load Case	Reactions						Max Stresses			
	Shear FX (kips)	Shear FZ (kips)	Axial FY (kips)	Moment MX (ft-kips)	Moment MY (ft-kips)	Moment MZ (ft-kips)	Combined Stress (ksi)	Allowable Stress (ksi)	Elev (ft)	Stress Ratio
No Ice	20.435	0.000	25.711	0.000	0.000	2,138.176	35.136	52.0	49.210	0.676
Ice	17.110	0.000	31.684	0.000	0.000	1,851.529	31.087	52.0	49.210	0.598