

WINTER STORM WARNINGS ARE NOW IN EFFECT FOR THE ENTIRE STATE...

BLIZZARD WARNINGS HAVE BEEN ISSUED FOR LONG ISLAND...

HEAVY SNOWSTORM UNDERWAY ACROSS SOUTHERN NEW ENGLAND...

STATUS OF THE STATE EMERGENCY OPERATIONS CENTER - ACTIVATED At 7:45 AM: Moderate to heavy snow was falling across the state. Roads are quickly becoming snow covered with lowering visibilities. Temperatures are currently in the upper 20's and low 30's across the state. Northeast winds are sustained at 10 - 15 MPH, gusting to 30 MPH at times along the coast.

Rest of This Morning: Snow, heavy at times with near blizzard conditions and snowfall rates up to 3" per hour. A major impact on travel is expected with several inches of snow on most roads. Very slick driving conditions are expected with low visibilities down to ¼ mile at times. Northeast winds will increase to 15 - 25 MPH, gusting to 35 MPH at times along the coast. Temperatures will continue to fall into the upper 20's by noon.

This Afternoon: Snow beginning to taper off during the early afternoon and ending by 5:00 PM. Blowing and drifting of the snow is expected with north winds gusting to 20 - 35 MPH. The impact on the afternoon rush hour is expected to be at the high end of moderate with some snow cover remaining on most roads and temperatures in the upper 20's.

Total accumulations are currently forecast to range from 12" - 16" statewide with isolated higher amounts especially in eastern CT. The snow is expected to be dryer in northern and central CT and somewhat wetter along the southeast coast. No icing or significant coastal flooding is expected with this storm. The overall impact of this event is expected to be major.

The next update will be sent out by the Department of Emergency Services and Public Protection Division of Emergency Management and Homeland Security at 10:00 AM.

External Winter Storm Update...

Please see the attached update...Text of the update shown below...

WINTER STORM WARNINGS REMAIN IN EFFECT FOR THE ENTIRE STATE...

BLIZZARD WARNINGS ARE IN EFFECT FOR LONG ISLAND...

HEAVY SNOWSTORM CONTINUES ACROSS SOUTHERN NEW ENGLAND...

STATUS OF THE STATE EMERGENCY OPERATIONS CENTER - ACTIVATED At 9:45 AM: Heavy snow was falling across the entire state. Total snowfall thus far ranges from 4" - 7" in Northern CT up to 6" - 8" in southern CT. Roads are snow covered with visibilities down to 1/10th of a mile at times. Temperatures are currently in the upper 20's to near 30 F across the state. Northeast winds are sustained at 10 - 15 MPH, gusting to 30 MPH at times. Driving conditions are very poor on most state roads.

Rest of This Morning: Snow, heavy at times with near blizzard conditions and snowfall rates up to 3" per hour. A major impact on travel is expected with several inches of snow on most roads. Very slick driving conditions are expected with low visibilities down to 1/10th mile at times. Northeast winds will increase to 15 - 25 MPH, gusting to 35 MPH at times along the coast. Temperatures will continue to fall into the upper 20's by noon.

This Afternoon: Snow beginning to taper off during the early afternoon and ending by 5:00 PM. Blowing and drifting of the snow is expected with north winds gusting to 20 - 35 MPH. The impact on the afternoon rush hour is expected to be at the high end of moderate with some snow cover remaining on most roads and temperatures in the upper 20's.

Total accumulations are currently forecast to range from 12" - 16" statewide with isolated higher amounts especially in eastern CT. The snow is expected to be dryer in northern and central CT and somewhat wetter along the southeast coast. No icing or significant coastal flooding is expected with this storm. The overall impact of this event is expected to be major.

The next update will be sent out by the Department of Emergency Services and Public Protection Division of Emergency Management and Homeland Security at Noon.

[<https://member.everbridge.net/1772417038942834/banner>]

WINTER STORM WARNINGS REMAIN IN EFFECT FOR THE ENTIRE STATE...

BLIZZARD WARNINGS ARE IN EFFECT FOR LONG ISLAND...

HEAVY SNOWSTORM CONTINUES ACROSS SOUTHERN NEW ENGLAND...

STATUS OF THE STATE EMERGENCY OPERATIONS CENTER - ACTIVATED

At 11:30 AM: Heavy snow was falling across the entire state with several reports of thundersnow. A very heavy band of snow is occurring from just east of Torrington up to the Springfield area with snowfall rates over 4" per hour. Total snowfall thus far ranges from 10" - 14" across the state. Roads are snow covered with visibilities down to 1/10th of a mile at times. Temperatures are currently in the mid to upper 20's. Northeast winds are sustained at 10 - 15 MPH, gusting to 40 MPH at times. Driving conditions are very poor on all state roads.

This Afternoon: The snow should begin to lighten up during the next 60 minutes in Western CT and in the Hartford / New Haven area after 1:00 PM. The snow is forecast to end completely by 3:00 PM in Western CT, 5:00 PM in the Hartford area and by 7:00 PM in Eastern CT. Blowing and drifting of the snow is expected with north winds gusting to 25 - 40 MPH. The impact on the afternoon rush hour is expected to be at the high end of moderate with some snow cover remaining on most roads and temperatures in the upper 20's.

Total accumulations are currently forecast to range from 12" - 18" statewide with isolated higher amounts especially in eastern CT. The snow is expected to be dryer in northern and central CT and somewhat wetter along the southeast coast. No icing or significant coastal flooding is expected with this storm. The overall impact of this event is expected to be major.

The next update will be sent out by the Department of Emergency Services and Public Protection Division of Emergency Management and Homeland Security at 2:00 PM.

WINTER STORM WARNINGS REMAIN IN EFFECT FOR THE ENTIRE STATE...

BLIZZARD WARNINGS ARE IN EFFECT FOR SOUTHEASTERN CT...

HEAVY SNOWSTORM STARTING TO WIND DOWN ACROSS WESTERN AND CENTRAL CONNECTICUT...

STATUS OF THE STATE EMERGENCY OPERATIONS CENTER - ACTIVATED

At 1:45 PM: Heavy snow was still falling in eastern Connecticut. The snow has lightened up in Western CT and is tapering down in Central CT. Total snowfall thus far ranges from 12" - 17" across the state. Roads remain snow covered with visibilities down to 1/4 of a mile at times in eastern CT. Temperatures are currently in the mid to upper 20's. Northeast winds are sustained at 15 - 25 MPH, gusting to 40 MPH at times. Driving conditions are very poor on most state roads.

Here are a some recent snowfall reports from the NWS:

Newtown 12.0" Suffield 17.0"

Danbury 11.5" West Hartford 13.5"

North Haven 14.0" Simsbury 13.0"

Milford 12.4" Glastonbury 13.0"

Cheshire 11.8" Coventry 13.0"

Rest of this Afternoon: The snow sho

uld begin to lighten up during the next 60 minutes in Eastern CT. The snow is forecast to end completely by 3:00 PM in Western CT, 5:00 PM in the Hartford area and by 7:00 PM in Eastern CT. Blowing and drifting of the snow is expected with north winds gusting to 25 - 40 MPH. The impact on the afternoon rush hour is expected to be at the high end of moderate with some snow cover remaining on most roads and temperatures in the upper 20's.

Tonight: Very cold and breezy with lows from +5 to +15 F and wind chills near zero at times. Northwest winds at 10 - 20 MPH overnight may blow some snow back across roadways.

Total accumulations are currently forecast to range from 12" - 18" statewide with isolated higher amounts up to 20" especially in central and eastern CT. The next update will be sent out by the Department of Emergency Services and Public Protection Division of Emergency Management and Homeland Security at 4:00 PM.

External Winter Storm Update...

Please see attached update...Text of the update shown below...

WINTER STORM WARNINGS REMAIN IN EFFECT FOR THE ENTIRE STATE...

BLIZZARD WARNINGS ARE IN EFFECT FOR SOUTHEASTERN CT...

STORM WINDING DOWN WITH A FEW BANDS OF SNOW MOVING ACROSS THE STATE AT THIS TIME...

STATUS OF THE STATE EMERGENCY OPERATIONS CENTER - ACTIVATED

At 3:45 PM: Light snow was falling across most of the state. A few bands of moderate snow are still occurring in southwestern and southeastern Connecticut. Total snowfall thus far ranges from 12" - 17" across the state. Roads are starting to slowly improve. Temperatures are currently in the low to mid 20's. Northeast winds are sustained at 15 - 25 MPH, gusting to 40 MPH at times. Driving conditions are still slick on most state roads. Here are a some recent snowfall reports from the NWS:

Newtown 12.8" Suffield 17.0" Barkhamsted 16.0"
Danbury 12.8" Bloomfield 17.0" New Milford 12.5"
Wallingford 12.6" Simsbury 16.0" Litchfield 12.0"
Meriden 13.0" Somers 16.8" Thomaston 12.0"
Cheshire 12.6" Ashford 15.0"

Rest of this Afternoon: The snow should begin to lighten up during the next 60 minutes in Eastern CT. The snow is forecast to end completely by 3:00 PM in Western CT, 5:00 PM in the Hartford area and by 7:00 PM in Eastern CT. Blowing and drifting of the snow is expected with north winds gusting to 25 - 40 MPH. The impact on the afternoon rush hour is expected to be at the high end of moderate with some snow cover remaining on most roads and temperatures in the upper 20's.

Tonight: Cold and breezy with lows in the teens and wind chills near zero at times. Northwest winds at 10 - 20 MPH overnight may blow some snow back across roadways.

Total accumulations are currently forecast to range from 12" - 18" statewide with isolated higher amounts up to 20" especially in central and eastern CT.



Dannel P. Malloy
Governor

Department of Emergency Services and Public Protection

Division of Emergency Management and Homeland Security

Dora B. Schriro, Commissioner
William J. Hackett, Acting Deputy Commissioner



EXTERNAL WINTER STORM UPDATE Thursday February 9, 2017 at 11:45 AM

Storm Impacts

SNOWFALL FORECAST

Storm Statistics

WINTER STORM WARNINGS REMAIN IN EFFECT FOR THE ENTIRE STATE...
BLIZZARD WARNINGS ARE IN EFFECT FOR LONG ISLAND...
HEAVY SNOWSTORM CONTINUES ACROSS SOUTHERN NEW ENGLAND...
STATUS OF THE STATE EMERGENCY OPERATIONS CENTER - ACTIVATED

Western L.I.S. Flooding
Minor (<2.0 Ft Surge)

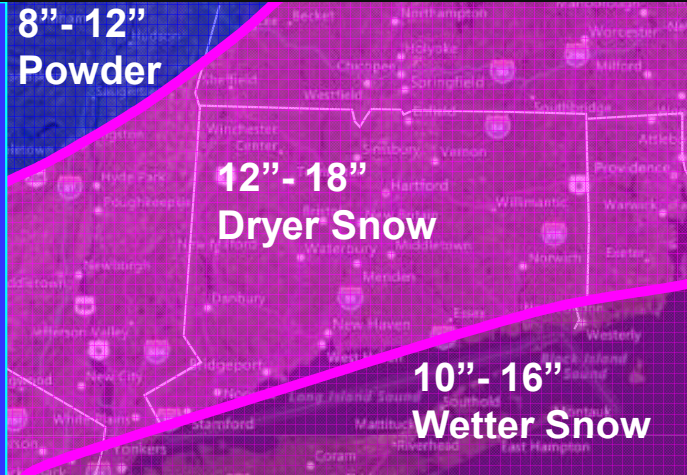
Eastern L.I.S. Flooding
Very Minor (<1.0 Ft Surge)

AM Rush Hour
Moderate to Major Impact

PM Rush Hour
Moderate Impact Expected

Ice Accretion
None (0")

Power Outages
Low (<2,000)



Starting Day and Time
Today 5:00 AM

Ending Day and Time
Today 5:00 PM

Snow to Rain Ratio
14:1 North 12:1 South

Sustained Winds
North at 15 - 25 MPH

Maximum Gusts
North at 25 - 40 MPH

Minimum Pressure
984 Millibars

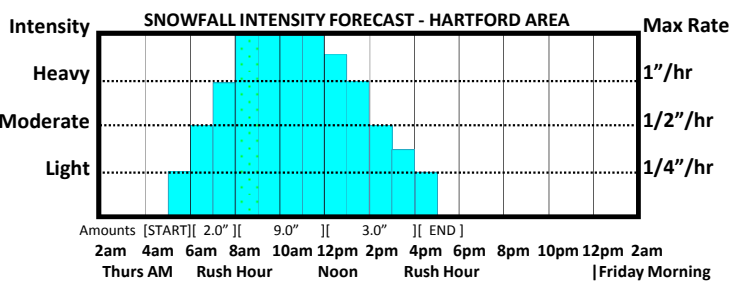
At 11:30 AM: Heavy snow was falling across the entire state with several reports of thundersnow. A very heavy band of snow is occurring from just east of Torrington up to the Springfield area with snowfall rates over 4" per hour. Total snowfall thus far ranges from 10" - 14" across the state. Roads are snow covered with visibilities down to 1/10th of a mile at times. Temperatures are currently in the mid to upper 20's. Northeast winds are sustained at 10 - 15 MPH, gusting to 40 MPH at times. Driving conditions are very poor on all state roads.

This Afternoon: The snow should begin to lighten up during the next 60 minutes in Western CT and in the Hartford / New Haven area after 1:00 PM. The snow is forecast to end completely by 3:00 PM in Western CT, 5:00 PM in the Hartford area and by 7:00 PM in Eastern CT. Blowing and drifting of the snow is expected with north winds gusting to 25 - 40 MPH. The impact on the afternoon rush hour is expected to be at the high end of moderate with some snow cover remaining on most roads and temperatures in the upper 20's.

SNOWFALL TIMING AND INTENSITY

CURRENT WATCHES AND WARNINGS

Total accumulations are currently forecast to range from 12" - 18" statewide with isolated higher amounts especially in eastern CT. The snow is expected to be dryer in northern and central CT and somewhat wetter along the southeast coast. No icing or significant coastal flooding is expected with this storm. The overall impact of this event is expected to be major.



The next update will be sent out by the Department of Emergency Services and Public Protection Division of Emergency Management and Homeland Security at 2:00 PM.

This product is a public service of the Department of Emergency Services and Public Protection (DESPP), and is intended for informational purposes only. DESPP assumes no liability for the use or distribution of this product or any actions resulting from this product.



Dannel P. Malloy
Governor

Department of Emergency Services and Public Protection

Division of Emergency Management and Homeland Security

Dora B. Schriro, Commissioner
William J. Hackett, Acting Deputy Commissioner



EXTERNAL WINTER STORM UPDATE Thursday February 9, 2017 at 2:00 PM

Storm Impacts

SNOWFALL FORECAST

Storm Statistics

WINTER STORM WARNINGS REMAIN IN EFFECT FOR THE ENTIRE STATE...
BLIZZARD WARNINGS ARE IN EFFECT FOR SOUTHEASTERN CT...
HEAVY SNOWSTORM STARTING TO WIND DOWN ACROSS WESTERN AND CENTRAL CONNECTICUT...
STATUS OF THE STATE EMERGENCY OPERATIONS CENTER - ACTIVATED

Western L.I.S. Flooding
Minor (<2.0 Ft Surge)

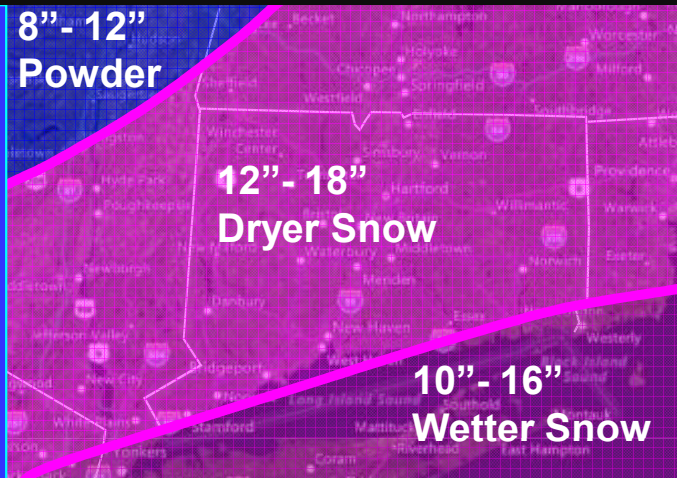
Eastern L.I.S. Flooding
Very Minor (<1.0 Ft Surge)

AM Rush Hour
Moderate to Major Impact

PM Rush Hour
Moderate Impact Expected

Ice Accretion
None (0")

Power Outages
Low (<2,000)



Starting Day and Time
Today 5:00 AM

Ending Day and Time
Today 5:00 PM

Snow to Rain Ratio
14:1 North 12:1 South

Sustained Winds
North at 15 - 25 MPH

Maximum Gusts
North at 25 - 40 MPH

Minimum Pressure
984 Millibars

At 1:45 PM: Heavy snow was still falling in eastern Connecticut. The snow has lightened up in Western CT and is tapering down in Central CT. Total snowfall thus far ranges from 12" – 17" across the state. Roads remain snow covered with visibilities down to 1/4 of a mile at times in eastern CT. Temperatures are currently in the mid to upper 20's. Northeast winds are sustained at 15 – 25 MPH, gusting to 40 MPH at times. Driving conditions are very poor on most state roads.

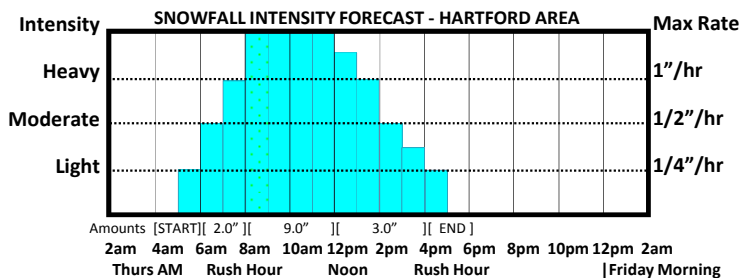
Here are a some recent snowfall reports from the NWS:

Newtown	12.0"	Suffield	17.0"
Danbury	11.5"	West Hartford	13.5"
North Haven	14.0"	Simsbury	13.0"
Milford	12.4"	Glastonbury	13.0"
Cheshire	11.8"	Coventry	13.0"

SNOWFALL TIMING AND INTENSITY

CURRENT WATCHES AND WARNINGS

Rest of this Afternoon: The snow should begin to lighten up during the next 60 minutes in Eastern CT. The snow is forecast to end completely by 3:00 PM in Western CT, 5:00 PM in the Hartford area and by 7:00 PM in Eastern CT. Blowing and drifting of the snow is expected with north winds gusting to 25 – 40 MPH. The impact on the afternoon rush hour is expected to be at the high end of moderate with some snow cover remaining on most roads and temperatures in the upper 20's.



Tonight: Very cold and breezy with lows from +5 to +15 F and wind chills near zero at times. Northwest winds at 10 – 20 MPH overnight may blow some snow back across roadways.

Total accumulations are currently forecast to range from 12" - 18" statewide with isolated higher amounts up to 20" especially in central and eastern CT. The next update will be sent out by the Department of Emergency Services and Public Protection Division of Emergency Management and Homeland Security at 4:00 PM.

This product is a public service of the Department of Emergency Services and Public Protection (DESPP), and is intended for informational purposes only. DESPP assumes no liability for the use or distribution of this product or any actions resulting from this product.



Dannel P. Malloy
Governor

Department of Emergency Services and Public Protection

Division of Emergency Management and Homeland Security

Dora B. Schriro, Commissioner
William J. Hackett, Acting Deputy Commissioner



EXTERNAL WINTER STORM UPDATE Thursday February 9, 2017 at 4:00 PM

Storm Impacts

SNOWFALL FORECAST

Storm Statistics

WINTER STORM WARNINGS REMAIN IN EFFECT FOR THE ENTIRE STATE...
BLIZZARD WARNINGS ARE IN EFFECT FOR SOUTHEASTERN CT...
STORM WINDING DOWN WITH A FEW BANDS OF SNOW MOVING ACROSS THE STATE AT THIS TIME...
STATUS OF THE STATE EMERGENCY OPERATIONS CENTER - ACTIVATED

Western L.I.S. Flooding
Minor (<2.0 Ft Surge)

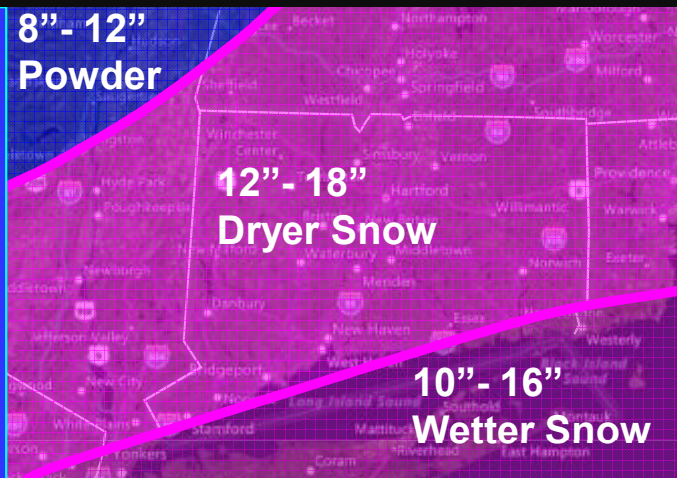
Eastern L.I.S. Flooding
Very Minor (<1.0 Ft Surge)

AM Rush Hour
Moderate to Major Impact

PM Rush Hour
Moderate Impact Expected

Ice Accretion
None (0")

Power Outages
Low (<2,000)



Starting Day and Time
Today 5:00 AM

Ending Day and Time
Today 5:00 PM

Snow to Rain Ratio
14:1 North 12:1 South

Sustained Winds
North at 15 - 25 MPH

Maximum Gusts
North at 25 - 40 MPH

Minimum Pressure
984 Millibars

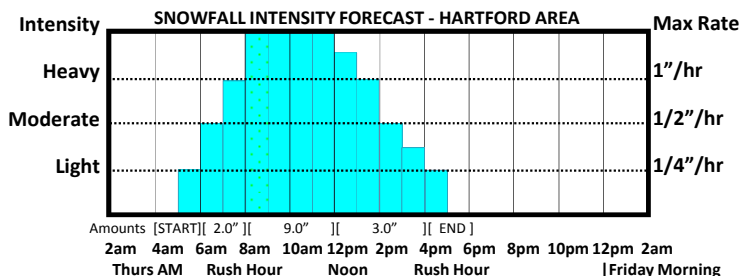
At 3:45 PM: Light snow was falling across most of the state. A few bands of moderate snow are still occurring in southwestern and southeastern Connecticut. Total snowfall thus far ranges from 12" - 17" across the state. Roads are starting to slowly improve. Temperatures are currently in the low to mid 20's. Northeast winds are sustained at 15 - 25 MPH, gusting to 40 MPH at times. Driving conditions are still slick on most state roads. Here are a some recent snowfall reports from the NWS:

Newtown	12.8"	Suffield	17.0"	Barkhamsted	16.0"
Danbury	12.8"	Bloomfield	17.0"	New Milford	12.5"
Wallingford	12.6"	Simsbury	16.0"	Litchfield	12.0"
Meriden	13.0"	Somers	16.8"	Thomaston	12.0"
Cheshire	12.6"	Ashford	15.0"		

SNOWFALL TIMING AND INTENSITY

CURRENT WATCHES AND WARNINGS

Rest of this Afternoon: The snow should begin to lighten up during the next 60 minutes in Eastern CT. The snow is forecast to end completely by 3:00 PM in Western CT, 5:00 PM in the Hartford area and by 7:00 PM in Eastern CT. Blowing and drifting of the snow is expected with north winds gusting to 25 - 40 MPH. The impact on the afternoon rush hour is expected to be at the high end of moderate with some snow cover remaining on most roads and temperatures in the upper 20's.



Tonight: Cold and breezy with lows in the teens and wind chills near zero at times. Northwest winds at 10 - 20 MPH overnight may blow some snow back across roadways.

Total accumulations are currently forecast to range from 12" - 18" statewide with isolated higher amounts up to 20" especially in central and eastern CT. The next update will be sent out by the Department of Emergency Services and Public Protection Division of Emergency Management and Homeland Security at 6:00 PM.

This product is a public service of the Department of Emergency Services and Public Protection (DESPP), and is intended for informational purposes only. DESPP assumes no liability for the use or distribution of this product or any actions resulting from this product.



Dannel P. Malloy
Governor

Department of Emergency Services and Public Protection

Division of Emergency Management and Homeland Security

Dora B. Schriro, Commissioner
William J. Hackett, Acting Deputy Commissioner



EXTERNAL WINTER STORM UPDATE Thursday February 9, 2017 at 8:00 AM

Storm Impacts

SNOWFALL FORECAST

Storm Statistics

WINTER STORM WARNINGS ARE NOW IN EFFECT FOR THE ENTIRE STATE...
BLIZZARD WARNINGS HAVE BEEN ISSUED FOR LONG ISLAND...
HEAVY SNOWSTORM UNDERWAY ACROSS SOUTHERN NEW ENGLAND...
STATUS OF THE STATE EMERGENCY OPERATIONS CENTER - ACTIVATED

Western L.I.S. Flooding
Minor (<2.0 Ft Surge)

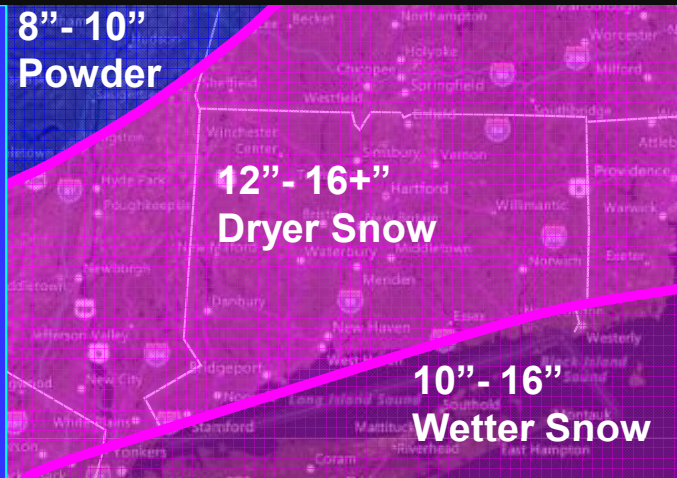
Eastern L.I.S. Flooding
Very Minor (<1.0 Ft Surge)

AM Rush Hour
Moderate to Major Impact

PM Rush Hour
Moderate Impact Expected

Ice Accretion
None (0")

Power Outages
Low (<2,000)



Starting Day and Time
Today 5:00 AM

Ending Day and Time
Today 5:00 PM

Snow to Rain Ratio
14:1 North 12:1 South

Sustained Winds
North at 15 - 25 MPH

Maximum Gusts
North at 25 - 35 MPH

Minimum Pressure
984 Millibars

At 7:45 AM: Moderate to heavy snow was falling across the state. Roads are quickly becoming snow covered with lowering visibilities. Temperatures are currently in the upper 20's and low 30's across the state. Northeast winds are sustained at 10 – 15 MPH, gusting to 30 MPH at times along the coast.

Rest of This Morning: Snow, heavy at times with near blizzard conditions and snowfall rates up to 3" per hour. A major impact on travel is expected with several inches of snow on most roads. Very slick driving conditions are expected with low visibilities down to ¼ mile at times. Northeast winds will increase to 15 – 25 MPH, gusting to 35 MPH at times along the coast. Temperatures will continue to fall into the upper 20's by noon.

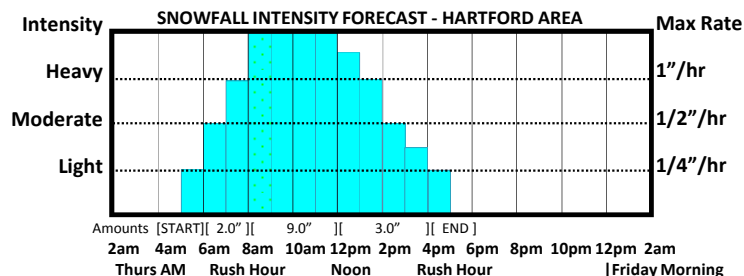
This Afternoon: Snow beginning to taper off during the early afternoon and ending by 5:00 PM. Blowing and drifting of the snow is expected with north winds gusting to 20 - 35 MPH. The impact on the afternoon rush hour is expected to be at the high end of moderate with some snow cover remaining on most roads and temperatures in the upper 20's.

Total accumulations are currently forecast to range from 12" - 16" statewide with isolated higher amounts especially in eastern CT. The snow is expected to be dryer in northern and central CT and somewhat wetter along the southeast coast. No icing or significant coastal flooding is expected with this storm. The overall impact of this event is expected to be major.

The next update will be sent out by the Department of Emergency Services and Public Protection Division of Emergency Management and Homeland Security at 10:00 AM.

SNOWFALL TIMING AND INTENSITY

CURRENT WATCHES AND WARNINGS



This product is a public service of the Department of Emergency Services and Public Protection (DESPP), and is intended for informational purposes only. DESPP assumes no liability for the use or distribution of this product or any actions resulting from this product.