



March 8, 2013

Mr. Paul Schmidt, P.E.
CDM Smith, Inc.
900 Chapel Street, Suite 1200
New Haven, CT 06510-2802

RE: Norwalk Pump Station and Tower Tank
34 Grandview Avenue, Norwalk, Connecticut
Pre-Demolition Asbestos, Lead-Based Paint and Paint Chip Survey

Dear Mr. Schmidt,

This letter report summarizes the results from the asbestos, lead based paint (LBP) and paint chip sample/screening results collected from the above-referenced site. The sampling and screening was conducted to evaluate and identify the potential presence of asbestos containing building materials (ACMs), LBP, and polychlorinated biphenyl (PCB) containing paint on materials located at the site's Pump Station building and the tower tank prior to any planned demolition of these structures. The interior and exterior of the pump station including the roof and the tank tower were part of this survey.

The survey was conducted on November 2, 2012 by Frank Mills, a Connecticut State licensed a Connecticut State licensed Asbestos Consultant Inspector/Management Planner (license #282), Asbestos Consultant Project Monitor (#319) and an Asbestos Consultant/Project Designer (license #291), Lead Inspector/Risk Assessor (license #719) and Lead Planner/Project Designer (#731) and Dan Pinho of Zuvic, Carr and Associates, Inc. (Zuvic Carr). Asbestos samples were collected in accordance with 40 CFR Part 763.86 and 29 CFR Part 1926.1101, and analyzed using Polarized Light Microscopy (PLM). The LBP inspection involved placing a calibrated Niton X-Ray Fluorescence (XRF) Spectrum Analyzer against representative painted surfaces to measure lead concentrations in the paint at a particular location. Paint-chip samples were collected using a scraper and painter's tape. Paint-chip samples were analyzed for PCBs using the Soxhlet extraction method and Method 8082 from EPA's SW-846.

Site and Building Description

The pump station and tank tower are set on 4.1 acres with a large water tank centrally located on the property. The pump station is located on the northeast portion of the parcel and the tower tank is located on the southeast end of the site.

The subject building is a one-story building with two rooms (Room 1 and Room 2). The building consists of concrete poured floors, brick exterior walls and a pitched shingled roof. A

chain-linked fence was located south of the building and encompasses the building's generator. Room 1 has interior walls and ceilings constructed of beaver board and suspended ceiling tile. Beaver board was observed above the suspended ceiling tile in Room 1. Room 2 has interior concrete block and brick walls and ceilings are constructed of beaver board. A crawlspace was observed above Room 2 and contained roof shingles and roofing paper. The building is heated and/or cooled with an overhead heating unit in Room 1. The building has two access doors of metal construction and ten windows. The window frames and sashes of windows located in Room 1 are of metal construction and appear to be replacements. The five windows in Room 2 are older and are of wood and metal construction. Room 1 is furnished with a desk, a bathroom, monitoring equipment, and two pump units that are above a grated section of the floor that has underground piping. The grated sublevel is approximately four feet below grade, three feet wide and extends from the east to west wall of the room. All piping located in the building was not insulated. Room 2 was used for storage of hypochlorite solution containers that were atop containment trays. Room 2 is accessed via Room 1 and its floor is raised approximately 6 inches from Room 1's concrete floor. A portion of the southwest end of Room 2 is also raised approximately 6 inches.

According to a proposed elevated steel tank drawing (dated March 1939) found in the Pump Station, the elevated tank is approximately 30 feet in diameter and 30 feet high. The tank is situated approximately 85 feet above ground level and it is supported by four structural steel legs and horizontal bracing. A riser pipe and overflow pipe were also surveyed. The components of the tower tank were painted and there was rust and paint chipping on portions of the structure. The actual date of construction and associated maintenance information were not available at the time of inspection.

The two structures are depicted on the Site Plan, referenced as Figure 1. Photographs that were taken during the inspection are included in Appendix A.

Summary of Asbestos Findings

Semi-destructive techniques were utilized to collect representative samples of potential ACM. Techniques included cutting through various layers of roofing to sample each individual layer of suspect ACM. Suspect building materials that are inaccessible during the inspection are assumed to be ACM for the purpose of this report.

Samples of presumed ACM were analyzed at Schneider Laboratories, Inc. in Virginia, an accredited asbestos laboratory (NVLAP #101150-1) using PLM. PLM is the United States Environmental Protection Agency (EPA) accepted method of analysis and identification of asbestos in bulk matrices. Samples were collected in sets of three (3) and systematically analyzed in series until one (1) sample was determined to be ACM. If one sample in the set was determined to contain asbestos, analyses of the remaining sample(s) were discontinued and the remaining samples in that set were assumed to contain asbestos. If an entire set of three was analyzed and no asbestos was observed, the suspect material was determined to be negative for asbestos content. Estimated quantities of identified ACMs in the building were quantified, in

linear feet, square feet or in number of ACM containing items (estimated total in the area or building) depending on the nature of the material.

The asbestos inspection was conducted in order to satisfy the EPA National Emission Standard for Hazardous Air Pollutants Act (NESHAP) as amended November 20, 1990. The EPA NESHAP final rule requires the identification and removal of all regulated ACM in a building prior to demolition.

During the course of the inspection, a total of 24 samples were taken from various building materials and system components inside and outside of the Pump Station. Samples were collected from Room 1, Room 2, the exterior of the building, and the roof. No potential ACM was found on the tank tower therefore no samples were collected from the structure. Sample results are attached, refer to Table 1. The analytical laboratory results of bulk samples are included in Appendix B.

The following non friable ACMs were identified during the inspection (see site photographs in Appendix A):

Sample No.	Material Type	Sample Location	Result (%)	Estimated Affected Area
8a	Caulk	Exterior Window	2% Chrysotile	56 ft

As required by state and federal regulation, prior to renovation or demolition any asbestos-containing materials (ACMs) listed above that could be disturbed by renovation or demolition activities will need to be removed by a licensed asbestos abatement contractor employing trained and certified personnel who follow all pertinent asbestos abatement regulations.

The survey and report only deals with accessible areas of the building. Additionally, there may be other non-accessible materials above ceilings, behind walls, and below floors that only become evident during demolition activities. Should the requisite EPA/OSHA competent person working for the abatement contractor discover such materials they will need to have a licensed inspector test for asbestos content so that the appropriate abatement and disposal strategy is performed.

Summary of LBP Findings

The LBP inspection involved placing a calibrated Niton X-Ray Fluorescence (XRF) Spectrum Analyzer against representative painted surfaces to measure lead concentrations in the paint at a particular location. The XRF was used in conformity with the Performance Characteristics Sheet published by EPA for this instrument.

The letters A, B, C and D are used in this report to indicate the side of the building or area at which each XRF screening test was performed. In this investigation the letter "A" corresponds to the building side where the main road to the facility is located, then continues clockwise with sides B, C and D around the area or structure.

The XRF is the most common and accepted means of field-testing for lead in paint. The XRF detects lead through gamma ray technology and is designed to measure the total weight of lead in a measured area. The XRF was used in this survey to detect elevated concentrations of lead in paint or other surface coatings and some materials formulated with lead, such as vinyl coat base. The XRF is periodically calibrated against National Institute of Standards and Technology (NIST) standards to demonstrate that it is working within limits established by the EPA in the performance characteristic sheet for the device.

The XRF was calibrated prior to testing. Should the result be higher than 1 milligram of lead (0.9 mg/cm² to allow for equipment variation) detected at a specific location, this particular surface is considered by State law to be lead painted.

During the course of the inspection, 69 locations were evaluated with XRF equipment. XRF screening results are included in Table 2 and photos are available in Appendix A). The following lead-based painted surfaces were identified during the inspection:

Index	Room	Side	Component	Material Type	Condition	Results	PbC
150	Exterior	A	Soffit	Wood	Intact	<i>Positive</i>	<i>2.20</i>
154	Exterior	B	Soffit	Wood	Intact	<i>Positive</i>	<i>2.10</i>
170	Exterior	A	Water Tower - Support Column	Metal	Intact	<i>Positive</i>	<i>12.60</i>
171	Exterior	A	Water Tower - Support Column	Metal	Intact	<i>Positive</i>	<i>12.40</i>
172	Exterior	A	Water Tower - Support Column	Metal	Intact	<i>Positive</i>	<i>10.70</i>

PbC – Lead concentration measured in mg/cm²

The soffit that runs along the north, east and west sides of building's Room 1 has LBP. The soffit observed along the east, west and south sides of the building where Room 2 is located does not have LBP. In addition, the tank tower support legs and horizontal bracings have LBP. The top of the tower tank was not accessed during the inspection. The ladder was equipped with no safety cage and no safety climb rail.

The result from a paint chip sample collected from the support column of the elevated tank tower was provided by the client. The paint chip sample had a concentration of 60,200 mg/kg (ppm). The paint chip sample confirms the results obtained from the XRF screening conducted during this inspection. A copy of the analytical laboratory report is included in Appendix C.

Per Client's request, the painted surface of the elevated tank was not evaluated for LBP as part of this survey.

OSHA and Lead in Construction

In addition, there are requirements concerning employee exposure to lead in the workplace that apply to this subject site (OSHA lead standard 1926.62). Essentially, these are federal OSHA standards that potential abatement/construction contractors are required to follow when performing renovations, repairs, remodeling and demolition work.

Regardless of the test results, please note that OSHA does not consider lead-in-construction pre-testing of paint in place as indicative of exposure potential because certain types of work procedures can actually release harmful levels of lead by separating it from paint and making it airborne as dust. Activities such as dry scraping, sanding or abrading painted surfaces are typical workplace procedures that can create this situation.

Summary of Paint Chip Sampling

The sampling plan was determined in part by the understanding that PCBs were historically mixed in paints to improve the covering ability, elasticity characteristics, and to prevent cracking.

Paint-chip samples were collected using a scraper and painter's tape. An approximate 4 square inch area of the painted surface was removed (~ 1 gram) at each sample location and placed into laboratory approved containers. The samples were sent to Complete Environmental Testing (CET), Inc. in Stratford, Connecticut, a state certified laboratory, under proper chain of custody procedure and analyzed for PCBs using the Soxhlet Extraction Method and Method 8082 from EPA's SW-846. The laboratory analysis was conducted in accordance with CT's Reasonable Confidence Protocols (RCP).

During the course of the inspection, 5 paint-chip samples were collected from metal equipment and brick and concrete surfaces located in the interior of the pump station. The following are the results of the paint chip samples analyzed for PCBs:

Sample ID	Sample Location	Component	PCB Result (mg/kg) (ppm)	Estimated Affected Area
RM1 Pump Unit	Room 1	Blue Painted Pump Unit	2.4/0.71*	35 ft ²
RM2/1 Floor	Room 2/1	Grey Painted Concrete Floor	0.61	N/A
RM2 Wall	Room 2	White Painted Brick Wall	ND<0.50	N/A
Cntrl Water Tnk Pipe	Elevated Water Tank	Painted Water Tank Pipe	0.66	N/A
Water Tnk Supp. Col.	Elevated Water Tank	Painted Water Tank Support Columns	89	2,500 ft ²

Notes: ND is None Detected at the specified detection limit; All results are for PCB-1254, unless otherwise noted as follows: * = PCB-1248

A total of four (4) out of five (5) paint chip samples contained PCBs that ranged from 0.61 mg/kg to 89 mg/kg or 0.61 ppm to 89 ppm. The brick wall in Room 2 came back non-detect. The paint chip collected from the central water tank pipe and Room 2's concrete floor has PCB concentrations less than 1 ppm. The paint chip collected from the water tank support column had a concentration of 89 ppm above 1 ppm and 50 ppm. The Pump unit in Room 1 came back above 1 ppm and below 50 ppm. The initial PCB analytical laboratory results are presented in Appendix B.

As noted above, test results yielding concentrations in excess of 50 mg/kg (50 ppm) of PCBs are determined to be PCB contaminated, and work activities should adhere to EPA regulations under 40 CFR 761. In addition, test results yielding concentrations in excess of 1 mg/kg (1 ppm), but

less than 50 mg/kg (50 ppm) must adhere to the Sections 22a-463 through 22a-469 of the Regulation of Connecticut State Agencies (RCSA).

Per Client's request, the painted surface of the elevated tank was not evaluated for PCBs as part of this survey. **Therefore, the paint on the tank is assumed to contain PCBs.**

EPA recommends that prior to any renovation and/or demolition activities, a determination of PCB-containing materials be made so that it can be properly managed and disposed. Test results yielding concentrations in excess of 50 mg/kg (50 ppm) of PCBs are determined to be PCB contaminated, and work activities should adhere to EPA regulations under 40 CFR 761. In addition, test results yielding concentrations in excess of 1 mg/kg (1 ppm), but less than 50 mg/kg (50 ppm) must adhere to Sections 22a-463 through 22a-469 of the RCSA.

Caulk potentially containing PCB's was used in many buildings between 1950 and 1978. Contaminated caulk may still exist in older buildings and should be sampled and analyzed for PCBs. Caulking observed from the exterior of the Pump Station should be analyzed to determine if the material contains PCBs.

Conclusions


The presence of lead based paint (LBP) was limited to two areas: the support columns associated with the elevated water tank and to a portion of the pump station's soffit.

Exterior window caulk was found to be ACM and four of five paint chip samples submitted for PCB analysis came back positive for PCBs.

Based on the PCB results for paint chip samples from building materials, Zuvic Carr recommends sampling caulk found at the Pump Station. Caulk sampling would be conducted in accordance with the Environmental Protection Agency's (EPA) – Current Best Practices for PCBs in Caulk Fact Sheet - Testing in Buildings, updated September 2009. As part of this investigation, caulk samples were not collected from the building for PCB analysis.

Thank you for requesting this summary report from Zuvic, Carr and Associates, Inc. It was a pleasure to prepare it. Please do not hesitate to contact us if you have any questions regarding the contents of this report.

Sincerely,
Zuvic, Carr and Associates, Inc.

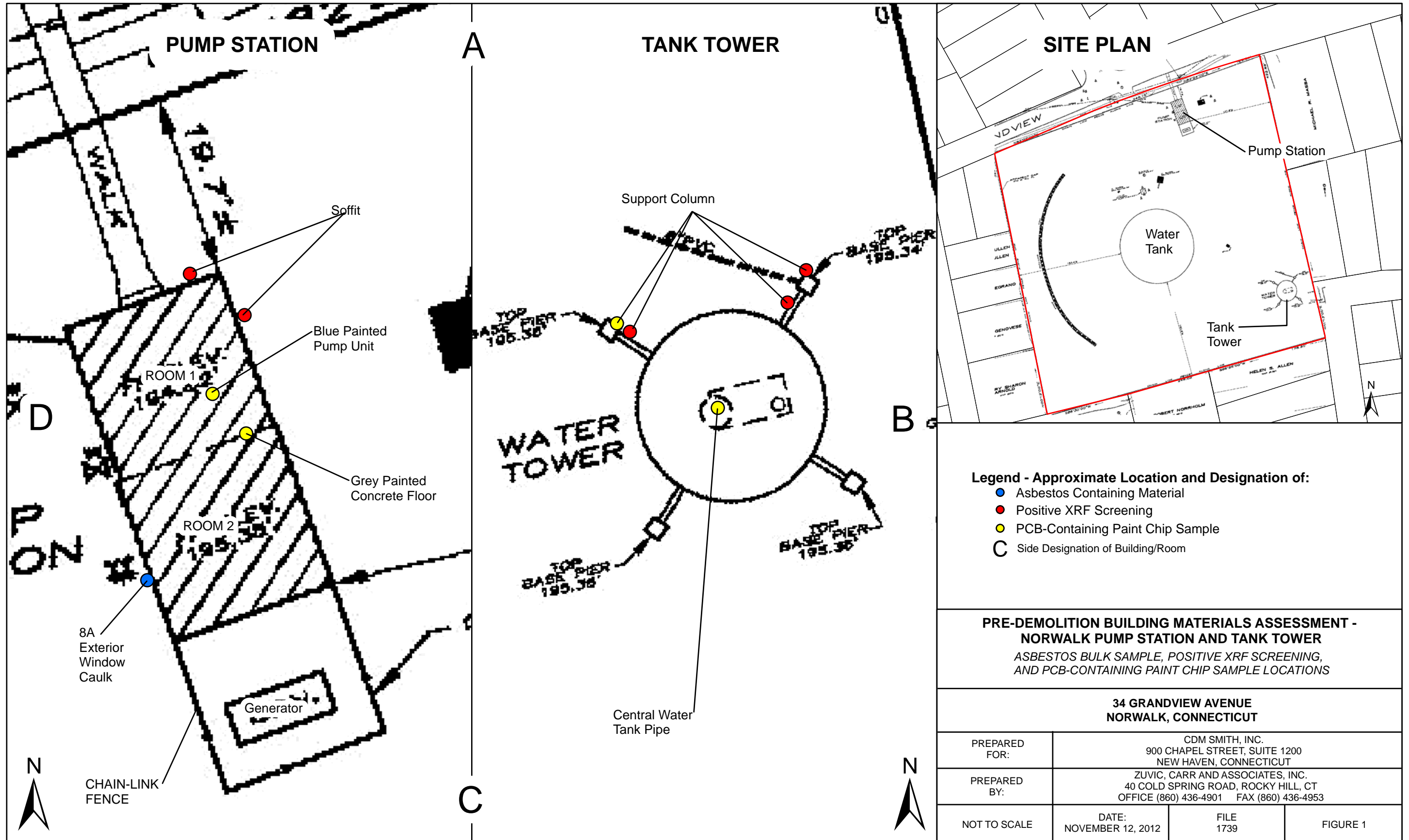


Tomek Grajewski, P.E.
Vice President

Attachments

Figure 1– Site Plan
Table 1 – Asbestos Bulk Sampling Log
Table 2 – XRF Screening Results
Table 3 – Paint-Chip Sample Results
Appendix A – Site Photographs
Appendix B – Asbestos Bulk Sample and Paint Chip Laboratory
Analytical Results
Appendix C – Previous Paint Chip Sample Laboratory Analytical Results
Analyzed for Lead
Appendix D – Zuvic, Carr and Associates, Inc. Licenses

Figures



Tables

Table 1 - Asbestos Bulk Sampling Log
Norwalk Pump Station
34 Grandview Avenue
Norwalk, CT
November 2, 2012

Sample ID Number	Sample Location	Material Type	Result (%)
1a	Room 1	Ceiling Board	NAD
1b	Room 1	Ceiling Board	NAD
1c	Room 1	Ceiling Board	NAD
2a	Room 1	Suspended Ceiling Tile (SCT)	NAD
2b	Room 1	SCT	NAD
2c	Room 1	SCT	NAD
3a	Exterior - South	Window Glazing	NAD
3b	Exterior - South	Window Glazing	NAD
3c	Exterior - South	Window Glazing	NAD
4a	Roof	Outer Shingle	NAD
4b	Roof	Outer Shingle	NAD
4c	Roof	Outer Shingle	NAD
5a	Roof	Inner Shingle	NAD
5b	Roof	Inner Shingle	NAD
5c	Roof	Inner Shingle	NAD
6a	Interior Hatch/Crawlspace	Roof Shingle	NAD
6b	Interior Hatch/Crawlspace	Roof Shingle	NAD
6c	Interior Hatch/Crawlspace	Roof Shingle	NAD
7a	Interior Hatch/Crawlspace	Roof Paper	NAD
7b	Interior Hatch/Crawlspace	Roof Paper	NAD
7c	Interior Hatch/Crawlspace	Roof Paper	NAD
8a	Exterior - West	Window Caulk	2% Chrysotile
8b	Exterior - West	Window Caulk	Not Analyzed
8c	Exterior - East	Window Caulk	Not Analyzed

NAD - No Asbestos Detected

Table 2 - XRF Screening Results
Serial #XLP-24517
Franklin Mills, CT LI/RA Lic. #000719
Norwalk Pump Station
34 Grandview Avenue
Norwalk, CT
November 2, 2012

Index	Room	Side	Component	Material Type	Condition	Results	PbC
102			Calibration Check			Positive	1.00
103			Calibration Check			Positive	1.10
104			Calibration Check			Positive	1.10
105	Room 1	A	Ceiling	Composite	Intact	Negative	0.00
106	Room 1	A	Ceiling	Tile	Intact	Negative	0.00
107	Room 1	A	Wall	Plywood	Intact	Negative	0.00
108	Room 1	D	Wall	Plywood	Intact	Negative	0.00
109	Room 1	B	Wall	Plywood	Intact	Negative	0.00
110	Room 1	C	Wall	Plywood	Intact	Negative	0.01
111	Room 1	C	Floor	Concrete	Intact	Negative	0.09
112	Room 1	C	Valve	Metal	Intact	Negative	0.01
113	Room 1	C	Valve	Metal	Intact	Negative	0.00
114	Room 1	A	Door Casing	Metal	Intact	Negative	0.00
115	Room 1	A	Door	Metal	Intact	Negative	0.00
116	Room 1	A	Door Jamb	Wood	Intact	Negative	0.60
117	Room 1	B	Powerboard	Wood	Intact	Negative	0.01
118	Room 1	C	Wall Cabinet	Metal	Intact	Negative	0.02
119	Room 1	C	Window Casing	Vinyl	Intact	Negative	0.00
120	Room 1	C	Window Casing	Vinyl	Intact	Negative	-0.13
121	Room 1	C	Window Sash	Vinyl	Intact	Negative	0.00
122	Room 1	B	Window Sash	Metal	Intact	Negative	0.11
123	Room 1	B	Heater	Metal	Intact	Negative	0.00
124	Room 1	B	Heater Duct	Metal	Intact	Negative	0.00
125	Room 2	A	Ceiling	Composite	Intact	Negative	0.01
126	Room 2	A	Ceiling	Composite	Intact	Negative	0.01
127	Room 2	A	Wall	Brick	Intact	Negative	0.00
128	Room 2	A	Wall	Concrete	Intact	Negative	0.01
129	Room 2	C	Wall	Concrete	Intact	Negative	0.01
130	Room 2	D	Wall	Concrete	Intact	Negative	0.01
131	Room 2	D	Floor	Concrete	Intact	Negative	0.01
132	Room 2	A	Door Casing	Wood	Intact	Negative	0.01
133	Room 2	A	Door Jamb	Wood	Intact	Negative	0.03
134	Room 2	A	Door Jamb	Wood	Intact	Negative	0.04
135	Room 2	C	Door Casing	Metal	Intact	Negative	0.02
136	Room 2	C	Window Casing	Metal	Intact	Negative	0.02
137	Room 2	C	Window Sash	Metal	Intact	Negative	0.01
138	Room 2	D	Door	Metal	Intact	Negative	0.00
139	Room 2	D	Door Casing	Metal	Intact	Negative	0.00
140	Room 2	C	Wall Electric Panel	Metal	Intact	Negative	0.00
141	Room 2	C	Wall Conduit	Metal	Intact	Negative	0.00
142	Room 2	C	Transformer	Metal	Intact	Negative	0.00
143	Room 2	C	Heater	Metal	Intact	Negative	0.00
144	Room 2	D	Fan Housing	Metal	Intact	Negative	0.00
145	Exterior	A	Door	Metal	Intact	Negative	0.00
146	Exterior	A	Door Casing	Metal	Intact	Negative	0.00
147	Exterior	A	Door Casing	Metal	Intact	Negative	0.00
148	Exterior	A	Window Stool	Metal	Intact	Null	0.80
149	Exterior	A	Window Stool	Metal	Intact	Negative	0.30

Table 2 - XRF Screening Results
Serial #XLp-24517
Franklin Mills, CT LI/RA Lic. #000719
Norwalk Pump Station
34 Grandview Avenue
Norwalk, CT
November 2, 2012

Index	Room	Side	Component	Material Type	Condition	Results	PbC
150	Exterior	A	Soffit	Wood	Intact	Positive	2.20
151	Exterior	B	Window Grille	Metal	Intact	Negative	0.01
152	Exterior	B	Window Lintel	Metal	Intact	Null	0.30
153	Exterior	B	Window	Metal	Intact	Negative	0.30
154	Exterior	B	Soffit	Wood	Intact	Positive	2.10
155	Exterior	C	Transformer	Metal	Intact	Negative	0.00
156	Exterior	C	Transformer Base	Metal	Intact	Negative	0.00
157	Exterior	C	Fence	Metal	Intact	Negative	0.11
158	Exterior	C	Window Grille	Metal	Intact	Null	0.00
159	Exterior	C	Window Grille	Metal	Intact	Negative	0.00
160	Exterior	C	Window Lintel	Metal	Intact	Negative	0.00
161	Exterior	D	Door	Metal	Intact	Negative	0.00
162	Exterior	D	Door Casing	Metal	Intact	Null	0.01
163	Exterior	D	Door Casing	Metal	Intact	Negative	0.00
164	Exterior	D	Hydrant	Metal	Intact	Negative	0.40
165	Exterior	D	Window Stool	Metal	Intact	Negative	-0.08
166	Exterior	D	Soffit	Wood	Intact	Negative	0.40
167	Exterior	A	Water Tower - Cental Water Tank Pipe	Metal	Intact	Negative	0.03
168	Exterior	A	Water Tower - Cental Water Tank Pipe	Metal	Intact	Negative	0.09
169	Exterior	A	Water Tower - Cental Water Tank Pipe	Metal	Intact	Negative	0.07
170	Exterior	A	Water Tank - Support Column	Metal	Intact	Positive	12.60
171	Exterior	A	Water Tank - Support Column	Metal	Intact	Positive	12.40
172	Exterior	A	Water Tank - Support Column	Metal	Intact	Positive	10.70
173	Exterior	A	Water Tank - Overflow Pipe Along Support Column	Metal	Intact	Negative	0.07
177			Calibration Check			Negative	0.90
178			Calibration Check			Negative	0.90
179			Calibration Check			Positive	1.00

PbC – Lead concentration measured in mg/cm²

Table 3 - Paint Chip Sample Results
Norwalk Pump Station
Norwalk, CT
November 2, 2012

Sample ID	Sample Location	Component	PCB Result (mg/kg) (ppm)
RM1 Pump Unit	Room 1	Blue Painted Pump Unit	2.4/0.71*
RM2/1 Floor	Room 2/1	Grey Painted Concrete Floor	0.61
RM2 Wall	Room 2	White Painted Brick Wall	ND<0.50
Cntrl Water Tnk Pipe	Elevated Water Tank	Painted Water Tank Pipe	0.66
Water Tnk Supp. Col.	Elevated Water Tank	Painted Water Tank Support Columns	89

Notes:

ND is None Detected at the specified detection limit

All results are for PCB-1254, unless otherwise noted as follows: * = PCB-1248

Appendix A

Site Photographs

Site Photographs
Norwalk Pump Station
34 Grandview Avenue
Norwalk, Connecticut



Photo 1 – View of Pump Station facing west.



Photo 2 - View Pump Station facing south.

Site Photographs
Norwalk Pump Station
34 Grandview Avenue
Norwalk, Connecticut



Photo 3 - View of fenced area where generator is located, facing southeast.



Photo 4 - View of pump units in Room 1 of Pump Station.



Photo 5 - View of Room 2 of Pump Station, facing north.



Photo 6 - View of Room 2 of Pump Station, facing south.

Site Photographs
Norwalk Pump Station
34 Grandview Avenue
Norwalk, Connecticut



Photo 7 - View of ceiling hatch in Room 2 used to access crawl space.



Photo 8 - View of elevated Water Tank facing north.

Appendix B

Asbestos Bulk Sample and Paint Chip Laboratory Analytical Results

SCHNEIDER LABORATORIES GLOBAL

INCORPORATED

2512 W. Cary Street • Richmond, Virginia • 23220-5117
804-353-6778 • 800-785-LABS (5227) • (FAX) 804-359-1475

Over 25 Years of Excellence in Service and Technology

AIHA/ELLAP 100527, ISO/IEC 17025, NVLAP 101150-0, VELAP 460135, NYELAP/NELAC 11413

LABORATORY ANALYSIS REPORT

Asbestos Identification by EPA Method¹ 600/R-93/116

Using SLI A6

ACCOUNT #: 4492-12-6
CLIENT: Zuvic Carr & Associates Inc.
ADDRESS: 40 Cold Spring Rd
Rocky Hill, CT 06067
PROJECT NAME: Norwalk Pump Station
JOB LOCATION: Norwalk, CT
PROJECT NO.: 1739
PO NO.:

DATE COLLECTED: 11/2/2012
DATE RECEIVED: 11/3/2012
DATE ANALYZED: 11/8/2012
DATE REPORTED: 11/8/2012

SampleType: BULK

Client Sample No.	SLI Sample/ Layer ID	Sample Identification/ Layer Name	PLM Analysis Results	
			Asbestos Fibers	Other Materials
1A	31671258	Ceiling Board		
Layer 1:	Ceiling Tile Brown, Fibrous		None Detected	55% CELLULOSE FIBER 45% NON FIBROUS MATERIAL
1B	31671259	Ceiling Board		
Layer 1:	Ceiling Tile Brown, Fibrous		None Detected	55% CELLULOSE FIBER 45% NON FIBROUS MATERIAL
1C	31671260	Ceiling Board		
Layer 1:	Ceiling Tile Brown, Fibrous		None Detected	55% CELLULOSE FIBER 45% NON FIBROUS MATERIAL
2A	31671261	Suspended Ceiling Tile		
Layer 1:	Ceiling Tile gry, Fibrous		None Detected	45% CELLULOSE FIBER 20% MINERAL/GLASS WOOL 25% FOAMED GLASS 10% NON FIBROUS MATERIAL

Total Number of Pages in Report: 4

Results relate only to samples as received by the laboratory.

Visit www.slabin.com for current certifications.

Samples analyzed by the EPA Test Method are subject to the limitations of light microscopy including matrix interference. Gravimetric reduction and correlative analyses are recommended for all non-friable, organically bound materials. This method has a reporting limit of 1% or greater. Visual estimation contains an inherent range of uncertainty. This report must not be reproduced except in full with the approval of the lab, and must not be used to claim NVLAP or other gov't agency endorsement.

Client Sample No.	SLI Sample/ Layer ID	Sample Identification/ Layer Name	PLM Analysis Results	
			Asbestos Fibers	Other Materials
2B	31671262	Suspended Ceiling Tile		
Layer 1:	Ceiling Tile Gray, Fibrous		None Detected	45% CELLULOSE FIBER 20% MINERAL/GLASS WOOL 25% FOAMED GLASS 10% NON FIBROUS MATERIAL
2C	31671263	Suspended Ceiling Tile		
Layer 1:	Ceiling Tile Gray, Fibrous		None Detected	45% CELLULOSE FIBER 20% MINERAL/GLASS WOOL 25% FOAMED GLASS 10% NON FIBROUS MATERIAL
3A	31671264	Window Glazing		
Layer 1:	Window Glaze Gray, Granular		None Detected	100% NON FIBROUS MATERIAL
3B	31671265	Window Glazing		
Layer 1:	Window Glaze Gray, Granular		None Detected	100% NON FIBROUS MATERIAL
3C	31671266	Window Glazing		
Layer 1:	Window Glaze Gray, Granular		None Detected	100% NON FIBROUS MATERIAL
4A	31671267	Outer Roof Shingle		
Layer 1:	Shingle Black/White, Bituminous/Granular		None Detected	5% CELLULOSE FIBER 5% MINERAL/GLASS WOOL 90% NON FIBROUS MATERIAL
4B	31671268	Outer Roof Shingle		
Layer 1:	Shingle Black/White, Bituminous/Granular		None Detected	5% CELLULOSE FIBER 5% MINERAL/GLASS WOOL 90% NON FIBROUS MATERIAL
4C	31671269	Outer Roof Shingle		
Layer 1:	Shingle Black/White, Bituminous/Granular		None Detected	5% CELLULOSE FIBER 5% MINERAL/GLASS WOOL 90% NON FIBROUS MATERIAL
5A	31671270	Inner Roof Shingle		
Layer 1:	Shingle Black, Bituminous/Granular		None Detected	5% CELLULOSE FIBER 5% MINERAL/GLASS WOOL 90% NON FIBROUS MATERIAL

Total Number of Pages in Report: 4

Results relate only to samples as received by the laboratory.

Visit www.slabin.com for current certifications.

Samples analyzed by the EPA Test Method are subject to the limitations of light microscopy including matrix interference. Gravimetric reduction and correlative analyses are recommended for all non-friable, organically bound materials. This method has a reporting limit of 1% or greater. Visual estimation contains an inherent range of uncertainty. This report must not be reproduced except in full with the approval of the lab, and must not be used to claim NVLAP or other gov't agency endorsement.

Client Sample No.	SLI Sample/ Layer ID	Sample Identification/ Layer Name	PLM Analysis Results	
			Asbestos Fibers	Other Materials
5B	31671271	Inner Roof Shingle		
Layer 1:	Shingle Black, Bituminous/Granular		None Detected	5% CELLULOSE FIBER 5% MINERAL/GLASS WOOL 90% NON FIBROUS MATERIAL
5C	31671272	Inner Roof Shingle		
Layer 1:	Shingle Black, Bituminous/Granular		None Detected	5% CELLULOSE FIBER 5% MINERAL/GLASS WOOL 90% NON FIBROUS MATERIAL
6A	31671273	Interior Roof Shingle		
Layer 1:	Shingle Black, Bituminous/Granular		None Detected	5% CELLULOSE FIBER 5% MINERAL/GLASS WOOL 90% NON FIBROUS MATERIAL
6B	31671274	Interior Roof Shingle		
Layer 1:	Shingle Black, Bituminous/Granular		None Detected	5% CELLULOSE FIBER 5% MINERAL/GLASS WOOL 90% NON FIBROUS MATERIAL
6C	31671275	Interior Roof Shingle		
Layer 1:	Shingle Black, Bituminous/Granular		None Detected	5% CELLULOSE FIBER 5% MINERAL/GLASS WOOL 90% NON FIBROUS MATERIAL
7A	31671276	Interior Roof Paper		
Layer 1:	Felt Black, Bituminous/Fibrous		None Detected	35% CELLULOSE FIBER 65% NON FIBROUS MATERIAL
7B	31671277	Interior Roof Paper		
Layer 1:	Felt Black, Fibrous		None Detected	35% CELLULOSE FIBER 65% NON FIBROUS MATERIAL
7C	31671278	Interior Roof Paper		
Layer 1:	Felt Black, Fibrous		None Detected	35% CELLULOSE FIBER 65% NON FIBROUS MATERIAL
8A	31671279	Exterior Caulk		
Layer 1:	Caulk Beige, Granular		2% CHRYSOTILE	98% NON FIBROUS MATERIAL

Total Number of Pages in Report: 4

Results relate only to samples as received by the laboratory.

Visit www.slabin.com for current certifications.

Samples analyzed by the EPA Test Method are subject to the limitations of light microscopy including matrix interference. Gravimetric reduction and correlative analyses are recommended for all non-friable, organically bound materials. This method has a reporting limit of 1% or greater. Visual estimation contains an inherent range of uncertainty. This report must not be reproduced except in full with the approval of the lab, and must not be used to claim NVLAP or other gov't agency endorsement.

Client Sample No.	SLI Sample/ Layer ID	Sample Identification/ Layer Name	PLM Analysis Results	
			Asbestos Fibers	Other Materials
8B	31671280	Exterior Caulk		
	Layer 1:	Caulk		
		Not analyzed due to positive stop instructions.		
8C	31671281	Exterior Caulk		
	Layer 1:	Caulk		
		Not analyzed due to positive stop instructions.		

Reel Hashim

Analyst: **Reel Hashim**

Hind Eldanaf

Reviewed By: **Hind Eldanaf, Microscopy Supervisor**

Total Number of Pages in Report: 4

Results relate only to samples as received by the laboratory.

Visit www.slabin.com for current certifications.

Samples analyzed by the EPA Test Method are subject to the limitations of light microscopy including matrix interference. Gravimetric reduction and correlative analyses are recommended for all non-friable, organically bound materials. This method has a reporting limit of 1% or greater. Visual estimation contains an inherent range of uncertainty. This report must not be reproduced except in full with the approval of the lab, and must not be used to claim NVLAP or other gov't agency endorsement.



SCHNEIDER LABORATORIES GLOBAL, INC.

2512 West Cary Street, Richmond, Virginia 23220-5117
 804-353-6778 • 800-785-LABS (5227) • Fax 804-359-1475
 www.slabinc.com e-mail: info@slabinc.com

WO Lab

WorkOrderKey



V : \ 920 \ 920206

Submitting Co. Zivic, Carr and Associates, Inc.	Lab Use- WO # 4492-12-6	Acct # 4492	Phone # 860-436-4901
40 Cold Spring Road			Fax # & E-mail 860-436-4953 <i>f.mills@cox.net; tomeke@zivic.co</i>
Rocky Hill, CT 06087			
Project Name: Norwalk Pump Station	Special Instructions [include requests for special reporting or data packages]		
Project Location: Norwalk, CT.	Stop analysis for a series of a particular homogeneous material		
Project Number: 1739	after first stop positive found in series		
PO Number: -	State Of Collection	Connecticut	

Turn Around Time	Matrix / Sample Type (Select ONE)	Tests / Analytes (Select ALL that Apply)		
<input type="checkbox"/> 2 hours* <input type="checkbox"/> Same day* <input type="checkbox"/> 1 business day* <input type="checkbox"/> 2 business day* <input type="checkbox"/> 3 business days* <input checked="" type="checkbox"/> 5 business days* <input type="checkbox"/> Full TCLP (10d) <input type="checkbox"/> Weekend* <small>* not available for all tests</small> <small>Schedule rush organics, multi-metals & weekend tests in advance.</small>	<small>All samples on form should be of SAME matrix type. Use additional forms as needed.</small> <input type="checkbox"/> Air <input type="checkbox"/> Solid <input type="checkbox"/> Aqueous <input type="checkbox"/> Waste <input checked="" type="checkbox"/> Bulk <input type="checkbox"/> Wastewater <input type="checkbox"/> Hi-Vol Filter (PM10) <input type="checkbox"/> Water, Drinking <input type="checkbox"/> Hi-Vol Filter (TSP) <input type="checkbox"/> Compliance <input type="checkbox"/> Oil <input type="checkbox"/> Wipe <input type="checkbox"/> Paint <input type="checkbox"/> Wipe, Composite <input type="checkbox"/> Sludge <input type="checkbox"/> Soil	Asbestos Air / Fiber Counts	Asbestos Bulk / Asb ID	Metals-Total Conc.
		<input type="checkbox"/> PCM (NIOSH 7400) <input type="checkbox"/> TEM (AHERA) <input type="checkbox"/> TEM (EPA Level II) <input type="checkbox"/> Miscellaneous Tests <input type="checkbox"/> Total Dust (NIOSH 0500) <input type="checkbox"/> Resp. Dust (NIOSH 0600) <input type="checkbox"/> Silica - FTIR (NIOSH 7602) <input type="checkbox"/> Silica - XRD (NIOSH 7500) <input type="checkbox"/>	<input checked="" type="checkbox"/> PLM (EPA 600/R-93/116) <input type="checkbox"/> PLM (EPA Point Count) <input type="checkbox"/> PLM (Qualitative only) <input type="checkbox"/> NYELAP 198.11.4/1.6 <input type="checkbox"/> CAELAP (EPA Interim) <input type="checkbox"/> TEM (Chafield) <input type="checkbox"/>	<input type="checkbox"/> Lead <input type="checkbox"/> RCRA Metals <input type="checkbox"/> <input type="checkbox"/> Metals-Extract <input type="checkbox"/> TCLP / Lead <input type="checkbox"/> TCLP / RCRA Metals <input type="checkbox"/> TCLP / Full (w/ organics) <input type="checkbox"/> Others <input type="checkbox"/>
		FOR ASBESTOS AIR: TYPE OF RESPIRATOR _____ USED: _____		

Sample #	Date Sampled	Time Sampled	Sample Identification (e.g. Employee, SSN, Bldg, Material)	Wiped Area (ft ²)	Type ¹ A,B,P,E	Time ²		Flow Rate ³		Total ⁴ Air Vol
						Start	Stop	Start	Stop	
1a	11/2/12		Ceiling board							
1b			" "							
1c			" "							
2a			Suspended Ceiling Tile							
2b			" "							
2c			" "							
3a			Window Glazing							
3b			" "							
3c			" "							
4a			Outer Roof Shingle							
4b			" "							
4c			" "							

¹Type: A=area B=blank P=personal E=excursion ²Beginning/End of Sample Period ³Pump Calibration in Liters/Minute ⁴Volume in Liters [time in min * flow in L/min]

Sampled by NAME Frank Mills SIGNATURE <i>Frank Mills</i> DATE/TIME See dates above	Relinquished to lab by NAME _____ SIGNATURE _____ DATE/TIME _____	<input type="checkbox"/> FX <input type="checkbox"/> UPS <input checked="" type="checkbox"/> USM <input type="checkbox"/> HD <input type="checkbox"/> DB WB: _____
<input type="checkbox"/> Sample return requested <input type="checkbox"/> Ambient temp <input type="checkbox"/> Ice °C pH Cl <input type="checkbox"/> R <input type="checkbox"/> S <input checked="" type="checkbox"/> X		



SCHNEIDER LABORATORIES GLOBAL, INC.

2512 West Cary Street, Richmond, Virginia 23220-5117
804-353-6778 • 800-785-LABS (5227) • Fax 804-359-1475
www.slabinc.com e-mail: info@slabinc.com

WO Label:

Submitting Co. Zivic, Carr and Associates, Inc.	Lab Use- WO # 44 92-12-6	Phone # 860-436-4901
40 Cold Spring Road	Acct # 4492	Fax # & E-mail 860-436-4953 fmills@cox.net ; tomek@zivic.com
Rocky Hill, CT 06067		
Project Name: Norwalk Pump Station	Special Instructions [include requests for special reporting or data packages] Stop analysis for a series of a particular homogeneous material after first stop positive found in series	
Project Location: Norwalk, Ct.	State Of Collection Connecticut	
Project Number: 1739		
PO Number: -		

Turn Around Time	Matrix / Sample Type (Select ONE)	Tests / Analytes (Select ALL that Apply)			
<input type="checkbox"/> 2 hours*	All samples on form should be of SAME matrix type. Use additional forms as needed. <input type="checkbox"/> Air <input type="checkbox"/> Solid <input type="checkbox"/> Aqueous <input type="checkbox"/> Waste <input type="checkbox"/> Bulk <input type="checkbox"/> Wastewater <input type="checkbox"/> Hi-Vol Filter (PM10) <input type="checkbox"/> Water, Drinking <input type="checkbox"/> Hi-Vol Filter (TSP) <input type="checkbox"/> Compliance <input type="checkbox"/> Oil <input type="checkbox"/> Wipe <input type="checkbox"/> Paint <input type="checkbox"/> Wipe, Composite <input type="checkbox"/> Sludge <input type="checkbox"/> _____ <input type="checkbox"/> Soil <input type="checkbox"/> _____	Asbestos Air / Fiber Counts		Asbestos Bulk / Asb ID	Metals-Total Conc.
<input type="checkbox"/> Same day*		<input type="checkbox"/> PCM (NIOSH 7400)	<input checked="" type="checkbox"/> PLM (EPA 600/R-93/116)	<input type="checkbox"/> Lead	
<input type="checkbox"/> 1 business day*		<input type="checkbox"/> TEM (AHERA)	<input type="checkbox"/> PLM (EPA Point Count)	<input type="checkbox"/> RCRA Metals	
<input type="checkbox"/> 2 business day*		<input type="checkbox"/> TEM (EPA Level II)	<input type="checkbox"/> PLM (Qualitative only)	<input type="checkbox"/> _____	
<input type="checkbox"/> 3 business days*		<input type="checkbox"/> _____	<input type="checkbox"/> NYELAP 198.1/4.6	<input type="checkbox"/> _____	
<input checked="" type="checkbox"/> 5 business days*		Miscellaneous Tests		Metals-Extract	
<input type="checkbox"/> Full TCLP (10d)		<input type="checkbox"/> Total Dust (NIOSH 0500)	<input type="checkbox"/> CAELAP (EPA Interim)	<input type="checkbox"/> TCLP / Lead	
<input type="checkbox"/> Weekend*		<input type="checkbox"/> Resp. Dust (NIOSH 0600)	<input type="checkbox"/> TEM (Chatfield)	<input type="checkbox"/> TCLP / RCRA Metals	
* not available for all tests		<input type="checkbox"/> Silica - FTIR (NIOSH 7602)	FOR ASBESTOS AIR:		
Schedule rush organics, multi-metals & weekend tests in advance.		<input type="checkbox"/> Silica - XRD (NIOSH 7500)	TYPE OF RESPIRATOR		
		USED:			
		Others			
		<input type="checkbox"/> _____			

Sample #	Date Sampled	Time Sampled	Sample Identification (e.g. Employee, SSN, Bldg, Material)	Wiped Area (ft²)	Type¹ A,B,P,E	Time²		Flow Rate³		Total⁴ Air Vol
						Start	Stop	Start	Stop	
5a	11/2/12		Inner roof shingle							
5b			" " "							
5c			" " "							
6a			Interior Roof Shingle							
6b			" " "							
6c			" " "							
7a			Interior Roof Paper							
7b			" " "							
7c			" " "							
8a			Exterior Caulk							
8b			" " "							
8c			" " "							

¹Type: A=area B=blank P=personal E=excursion ²Beginning/End of Sample Period ³Pump Calibration in Liters/Minute ⁴Volume in Liters [time in min * flow in L/min]

Sampled by NAME Frank Mills SIGNATURE Frank Mills DATE/TIME See dates above	Relinquished to lab by NAME _____ SIGNATURE _____ DATE/TIME _____	<input type="checkbox"/> FX <input type="checkbox"/> UPS <input type="checkbox"/> USM <input type="checkbox"/> HD <input type="checkbox"/> DB WB: _____
---	--	--



80 Lupes Drive
Stratford, CT 06615

Tel: (203) 377-9984
Fax: (203) 377-9952
e-mail: cet1@cetlabs.com

Client: Mr. Dan Pinho
Zuvic-Carr and Associates, Inc
40 Cold Spring Road
Rocky Hill, CT 06067

Analytical Report

CET # 12110089

Report Date: November 14, 2012
Client Project: Norwalk Pump Station, Norwalk
Client Project #: 1739

Connecticut Laboratory Certification PH 0116
Massachusetts Laboratory Certification M-CT903
Rhode Island Certification 199



New York Certification 11982
Florida Laboratory Certification E871064

Project: Norwalk Pump Station, Norwalk

SAMPLE SUMMARY:

This report contains analytical data associated with the following samples only:

CETID	Client Sample ID	Matrix	Collection Date	Collection Time	Receipt Date
AF17834	Cntrl Water Tnk Pipe	Paint	11/2/2012	12:05	11/05/2012
AF17835	Water Tnk Supp Col	Paint	11/2/2012	12:10	11/05/2012
AF17836	RM2 1 Flr	Paint	11/2/2012	11:20	11/05/2012
AF17837	RM2 Wall	Paint	11/2/2012	11:30	11/05/2012
AF17838	Rm1 Pump Unit	Paint	11/2/2012	10:15	11/05/2012

Sample temperature upon receipt was 3.8 degrees C

PREP ANALYSIS:

Soxhlet Extraction [EPA 3540C]

Client ID	Cntrl Water Tnk Pipe	Water Tnk Supp Col	RM2 1 Flr	RM2 Wall
CET ID	AF17834	AF17835	AF17836	AF17837
Date Analyzed	11/8/2012	11/8/2012	11/8/2012	11/8/2012

Soxhlet Extraction [EPA 3540C]

Client ID	Rm1 Pump Unit
CET ID	AF17838
Date Analyzed	11/8/2012

ANALYSIS:

Total Solids [EPA 160.3 mo] Units: percent

Client ID	Cntrl Water Tnk Pipe	Water Tnk Supp Col	RM2 1 Flr	RM2 Wall
CET ID	AF17834	AF17835	AF17836	AF17837
Date Analyzed	11/9/2012	11/9/2012	11/9/2012	11/9/2012
Total Solids	100	100	100	100

Total Solids [EPA 160.3 mo] Units: percent

Client ID	Rm1 Pump Unit
CET ID	AF17838
Date Analyzed	11/9/2012
Total Solids	100

Project: Norwalk Pump Station, Norwalk

EPA 8082 PCBs [EPA 8082A] Units: mg/kg (Dry Wt)

Client ID	Cntrl Water Tnk Pipe	Water Tnk Supp Col	RM2 1 Flr	RM2 Wall
CET ID	AF17834	AF17835	AF17836	AF17837
Date Analyzed	11/12/2012	11/13/2012	11/12/2012	11/14/2012
Dilution	2.0	1.0	2.0	2.0
PCB-1016	ND < 0.50	ND < 0.25	ND < 0.50	ND < 0.50
PCB-1221	ND < 0.50	ND < 0.25	ND < 0.50	ND < 0.50
PCB-1232	ND < 0.50	ND < 0.25	ND < 0.50	ND < 0.50
PCB-1242	ND < 0.50	ND < 0.25	ND < 0.50	ND < 0.50
PCB-1248	ND < 0.50	ND < 0.25	ND < 0.50	ND < 0.50
PCB-1254	0.66	89	0.61	ND < 0.50
PCB-1260	ND < 0.50	ND < 0.25	ND < 0.50	ND < 0.50
PCB-1268	ND < 0.50	ND < 0.25	ND < 0.50	ND < 0.50
TCMX (Surr 1) 50-150	71	+	75	50
DCB (Surr 2) 50-150	74	+	82	55

+Surrogate diluted out

EPA 8082 PCBs [EPA 8082A] Units: mg/kg (Dry Wt)

Client ID	Rm1 Pump Unit
CET ID	AF17838
Date Analyzed	11/13/2012
Dilution	2.0
PCB-1016	ND < 0.50
PCB-1221	ND < 0.50
PCB-1232	ND < 0.50
PCB-1242	ND < 0.50
PCB-1248	0.71
PCB-1254	2.4
PCB-1260	ND < 0.50
PCB-1268	ND < 0.50
TCMX (Surr 1) 50-150	76
DCB (Surr 2) 50-150	114

Questions related to this report should be directed to David Ditta, Timothy Fusco, or Robert Blake at 203-377-9984.

Sincerely,



David Ditta
Laboratory Director

Project: Norwalk Pump Station, Norwalk

Report Comments:

1. ND is None Detected at the specified detection limit.
2. All analyses were performed in house unless a Reference Laboratory is listed.
3. Samples will be disposed of 30 days after the report date.
4. Sample Result Flags:
 - E - The result is estimated, above the calibration range.
 - H - The surrogate recovery is above the control limits.
 - L - The surrogate recovery is below the control limits.
 - B - The compound was detected in the laboratory blank.
 - P - The Relative Percent Difference (RPD) of dual column analyses exceeds 40%.
 - D - The RPD between the sample and the sample duplicate is high. Sample homogeneity may be a problem.
5. All results met standard operating procedures unless indicated by a data qualifier next to a sample result, or a narration in the QC report.

Project: Norwalk Pump Station, Norwalk

CET # 12110089

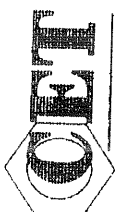
Volatile Soils Only:

Date and Time in Freezer

Client:

CET:

CHAIN OF CUSTODY RECORD



COMPLETE ENVIRONMENTAL TESTING, INC.

80 Lopus Drive
Stratford, CT 06615
Tel: (203) 377-9984
Fax: (203) 377-9952
e-mail: cet1@cetlabs.com

Sample ID	Date/Time	Matrix A-As S-Soil W-Water DVI-Drinking W C-Ceramics Solid Wip: Other (Specify)	Turnaround Time (check one) Same Day 2-3 Days 5-7 Days	Metals (check all that apply) 13 Priority Poi 8 RCRA TOTAL TCLP SPLP Lab to Filter	Additional Analysis	NOTE #	TOTAL # OF CONT
11/12/12 10:55			X				
11/12/12 12:00							
11/12/12 12:00							
11/12/12 12:00							

PRESERVATIVE (Cl-HCl, N-HNO₃, S-H₂SO₄, Na-NaOH, C-Cool, O-Other)
CONTAINER TYPE (P-Plastic, G-Glass, V-Vial, O-Other)
Soil VOCs Only (M-MeOH Sodium B-Bisulfate W-Water F-Empty E-Empty)
RELINQUISHED BY: DATE/TIME RECEIVED BY: DATE/TIME

NOTES:
1. No ~~soil~~ relative to ~~soil~~ #62 / pump up per D. P. ...
Sachet

Client / Reporting Information

Company Name: David P. ...
Address: Norwalk Pump Station
City: Norwalk, CT State: CT Zip: 06857
Report To: David P. ... E-mail: ...
Phone #: 203-997-1717 Fax #: 203-997-5053

Project Information

Project Contact: David P. ... PO #: ...
Project: Norwalk Pump Station Project #: 1739
Location: Norwalk, CT Collector(s): D. P. ...
O/A/O: Std Site Specific (MS/MSD) RCP Pkg DDAW
Data Report: Email PDF Excel Other
RSR Reporting Limits (check one) GA GB SWP Other (specify) 09
Lab Use: Evidence of Cooling: 33 or Y or N
Temp Upon Receipt: 33 °C SHEET 1 OF 1

RELINQUISHED BY: DATE/TIME RECEIVED BY: DATE/TIME

RELINQUISHED BY: DATE/TIME RECEIVED BY: DATE/TIME

RELINQUISHED BY: DATE/TIME RECEIVED BY: DATE/TIME

* Additional charge may apply. **TAT begins when the samples are received at the Lab and all issues are resolved. TAT for samples received after 3 p.m. will start on the next business day. REV 7/11/10

Project: Norwalk Pump Station, Norwalk

CET # 12110089

Volatile Soils Only:

Date and Time in Freezer

Client:

CET:

CHAIN OF CUSTODY RECORD

COMPLETE ENVIRONMENTAL TESTING, INC.

60 Lupes Drive
 Stratford, CT 06615
 Tel: (203) 377-9984
 Fax: (203) 377-9952
 e-mail: cet11@cetlabs.com

Sample ID	Date/Time	Matrix A-Air S-Soil W-Water DN=Drinking W C-Caselle Wp=Water Other (Specify)	Turnaround Time (check one) Same Day 2-3 Days 5-7 Days	Metals (check all that apply) 13 Priority Poll 8 RCRA TOTAL TCLP SPLP Field Filtered Lab to Filter	Organics 8260 Aromatics 8260 Halogens SPLP 8260 TCLP 8260 CT ETPH CT 8260 8270 CT List 8270 PNAS PCBs Pesticides Herbicides	Additional Analysis	TOTAL # OF CONT	NOTE #
<i>SP-100-10-10-10</i>	<i>11/14/12 11:30</i>	<i>Soil</i>	<i>2-3 Days</i>	<input checked="" type="checkbox"/> 13 Priority Poll	<input checked="" type="checkbox"/> 8260 Aromatics <input checked="" type="checkbox"/> 8260 Halogens <input checked="" type="checkbox"/> SPLP 8260 <input checked="" type="checkbox"/> TCLP 8260 <input checked="" type="checkbox"/> CT ETPH <input checked="" type="checkbox"/> CT 8260 <input checked="" type="checkbox"/> 8270 CT List <input checked="" type="checkbox"/> 8270 PNAS <input checked="" type="checkbox"/> PCBs <input checked="" type="checkbox"/> Pesticides <input checked="" type="checkbox"/> Herbicides			
<i>SP-100-10-10-11</i>	<i>11/14/12 11:30</i>	<i>Soil</i>	<i>2-3 Days</i>	<input checked="" type="checkbox"/> 13 Priority Poll	<input checked="" type="checkbox"/> 8260 Aromatics <input checked="" type="checkbox"/> 8260 Halogens <input checked="" type="checkbox"/> SPLP 8260 <input checked="" type="checkbox"/> TCLP 8260 <input checked="" type="checkbox"/> CT ETPH <input checked="" type="checkbox"/> CT 8260 <input checked="" type="checkbox"/> 8270 CT List <input checked="" type="checkbox"/> 8270 PNAS <input checked="" type="checkbox"/> PCBs <input checked="" type="checkbox"/> Pesticides <input checked="" type="checkbox"/> Herbicides			
<i>SP-100-10-10-12</i>	<i>11/14/12 11:30</i>	<i>Soil</i>	<i>2-3 Days</i>	<input checked="" type="checkbox"/> 13 Priority Poll	<input checked="" type="checkbox"/> 8260 Aromatics <input checked="" type="checkbox"/> 8260 Halogens <input checked="" type="checkbox"/> SPLP 8260 <input checked="" type="checkbox"/> TCLP 8260 <input checked="" type="checkbox"/> CT ETPH <input checked="" type="checkbox"/> CT 8260 <input checked="" type="checkbox"/> 8270 CT List <input checked="" type="checkbox"/> 8270 PNAS <input checked="" type="checkbox"/> PCBs <input checked="" type="checkbox"/> Pesticides <input checked="" type="checkbox"/> Herbicides			
<i>SP-100-10-10-13</i>	<i>11/14/12 11:30</i>	<i>Soil</i>	<i>2-3 Days</i>	<input checked="" type="checkbox"/> 13 Priority Poll	<input checked="" type="checkbox"/> 8260 Aromatics <input checked="" type="checkbox"/> 8260 Halogens <input checked="" type="checkbox"/> SPLP 8260 <input checked="" type="checkbox"/> TCLP 8260 <input checked="" type="checkbox"/> CT ETPH <input checked="" type="checkbox"/> CT 8260 <input checked="" type="checkbox"/> 8270 CT List <input checked="" type="checkbox"/> 8270 PNAS <input checked="" type="checkbox"/> PCBs <input checked="" type="checkbox"/> Pesticides <input checked="" type="checkbox"/> Herbicides			

NOTES:
1- V. Sample extension into 11/14/12 / sample per D. B. 1/12

Project Information

Project Contact: *Don Davis* PO #:
 Project: *Norwalk Pump Station* Project #: *1739*
 Location: *Norwalk, CT* Collector(s): *D. Davis*
 QA/QC: Std Site Specific (MS/MSD)* PAC Pkg DOAW*
 Data Report: Email PDF Excel Other
 RSR Reporting Limits (check one) GA GB SWP Other (specify) *0.9*
 Lab Use: Evidence of Cooling: *33* °C or N SHEET *1* OF *1*
 Temp Upon Receipt: *33* °C

Client / Reporting Information

Company Name: *Don Davis*
 Address: *1000 Main St*
 City: *Norwalk* State: *CT* Zip: *06854*
 Report To: *Don Davis* E-mail: *ddavis@norwalkpump.com*
 Phone #: *203-897-1718* Fax #: *203-897-5753*

* Additional charge may apply. ** TAT begins when the samples are received at the Lab and all issues are resolved. TAT for samples received after 3 p.m. will start on the next business day. REV. 7/11



REASONABLE CONFIDENCE PROTOCOL LABORATORY ANALYSIS QA/QC CERTIFICATION FORM

Laboratory Name: Complete Environmental Testing, Inc.

Client: Zuvic-Carr and Associates, Inc.

Project Location: Norwalk Pump Station, Norwalk

Project Number: 1739

Laboratory Sample ID(s): AF17834-AF17838

Sampling Date(s): 11/2/2012

List RCP Methods Used (e.g., 8260, 8270, et cetera):

CET#: 12110089

1	For each analytical method referenced in this laboratory report package, were all specified QA/QC performance criteria followed including the requirement to explain any criteria falling outside of acceptable guidelines, as specified in the CT DEP method-specific Reasonable Confidence Protocol documents?	<input checked="" type="checkbox"/> Yes <input type="checkbox"/> No
1A	Were the method specified preservation and holding time requirements met?	<input checked="" type="checkbox"/> Yes <input type="checkbox"/> No
1B	VPH and EPH Methods only: Was the VPH or EPH method conducted without significant modifications (see section 11.3 of respective RCP methods)	<input type="checkbox"/> Yes <input type="checkbox"/> No <input checked="" type="checkbox"/> N/A
2	Were all samples received by the laboratory in a condition consistent with that described on the associated chain-of-custody document(s)?	<input checked="" type="checkbox"/> Yes <input type="checkbox"/> No
3	Were samples received at an appropriate temperature (<6°C)?	<input checked="" type="checkbox"/> Yes <input type="checkbox"/> No <input type="checkbox"/> N/A
4	Were all QA/QC performance criteria specified in the CT DEP Reasonable Confidence Protocol documents achieved?	<input checked="" type="checkbox"/> Yes <input type="checkbox"/> No
5	a) Were reporting limits specified or referenced on the chain-of custody? b) Were these reporting limits met?	<input checked="" type="checkbox"/> Yes <input type="checkbox"/> No <input checked="" type="checkbox"/> Yes <input type="checkbox"/> No
6	For each analytical method referenced in this laboratory report package, were results reported for all constituents identified in the method-specific analyte lists presented in the Reasonable Confidence Protocol documents?	<input checked="" type="checkbox"/> Yes <input type="checkbox"/> No
7	Are project-specific matrix spikes and laboratory duplicates included in this data set?	<input type="checkbox"/> Yes <input checked="" type="checkbox"/> No

Notes: For all questions to which the response was "No" (with the exception of question #7), additional information must be provided in an attached narrative. If the answer to question #1, #1A, or #1B is "No", the data package does not meet the requirements for "Reasonable Confidence". This form may not be altered and all questions must be answered.

I, the undersigned, attest under the pains and penalties of perjury that, to the best of my knowledge and belief and based upon my personal inquiry of those responsible for providing the information contained in this analytical report, such information is accurate and complete.

Authorized Signature: _____ **Position:** Laboratory Director

Printed Name: David Ditta **Date:** 11/20/12

Name of Laboratory: Complete Environmental Testing, Inc.

This certification form is to be used for RCP methods only.



80Lupes Drive
Stratford, CT 06615

Tel: (203) 377-9984
Fax: (203) 377-9952
e-mail: cet1@cetlabs.com

QA Report

Project: Norwalk Pump Station, Norwalk
CET#: 12110089

Blank/LCS Report

QA Type: EPA 8082 PCBs Date Analyzed: 11/12/2012 Batch ID: 82902

Analyte	Blank	LCS%Rec	LCS CL
PCB-1016	ND<0.20	83	50-150
PCB-1260	ND<0.20	83	50-150

All associated samples: AF17834 AF17835 AF17836 AF17837 AF17838

QC Batch Report

EPA 8082 PCBs Batch 82902

CET ID	Client Sample ID	Matrix	Collection Date
AF17834	Cntrl Water Tnk Pipe	Paint	11/2/2012
AF17835	Water Tnk Supp Col	Paint	11/2/2012
AF17836	RM2 1 Flr	Paint	11/2/2012
AF17837	RM2 Wall	Paint	11/2/2012
AF17838	Rm1 Pump Unit	Paint	11/2/2012

Narrative

7. Project specific QC was not requested by the client.

Appendix C

Previous Paint Chip Sample Laboratory Analytical Results Analyzed for Lead



Environmental Laboratories, Inc.
 587 East Middle Turnpike, P.O.Box 370, Manchester, CT 06045
 Tel. (860) 645-1102 Fax (860) 645-0823



Draft Progress Report

February 22, 2010

FOR: Attn: Mr. Ted Lund
 Exttech
 455 Main Street
 Building 1 Suite A-B
 Deep River, CT 06417

Sample Information

Matrix: SOLID
 Location Code: EXTECH
 Rush Request: RUSH24
 P.O.#:

Custody Information

Collected by:
 Received by: LDF
 Analyzed by: see "By" below

Date	Time
02/19/10	0:00
02/19/10	12:48

Laboratory Data

SDG ID: GAS77379
 Phoenix ID: AS77379

Project ID: FIRST DISTRICT SPRING HILL TANK

Client ID: NORWALK

Parameter	Result	RL	Units	Date	Time	By	Reference
Lead	60200	1300	mg/Kg	02/22/10		EK	SW6010
Percent Solid	100	1	%	02/22/10		M/JL	E160.3
Total Metals Digest	Completed			02/19/10		C/AG	SW846 - 3050

Comments:

If there are any questions regarding this data, please call Phoenix Client Services at extension 200.

ND=Not detected BDL=Below Detection Level RL=Reporting Level

This report must not be reproduced except in full as defined by the attached chain of custody.

PLEASE NOTE: THIS PROGRESS REPORT IS CONSIDERED PRELIMINARY DATA. THE RESULTS ENTERED HAVE NOT BEEN EXAMINED BY OUR QA/QC DEPARTMENT.

Phyllis Shiller, Laboratory Director
 February 22, 2010

Appendix D

Zuvic, Carr and Associates, Inc. Licenses



State of Connecticut

Lookup Detail View

Name

Name
FRANKLIN MILLS

License Information

lookup

License Type	License Number	Expiration Date	Granted Date	License Name	License Status	Licensure Actions or Pending Charges
Asbestos Consultant-Insp/Mgmt Planner	282	10/31/2013	04/02/2009	FRANKLIN MILLS	ACTIVE	None

Generated on: 11/20/2012 9:47:06 AM



State of Connecticut

Lookup Detail View

Name

Name
FRANKLIN MILLS

License Information

lookup

License Type	License Number	Expiration Date	Granted Date	License Name	License Status	Licensure Actions or Pending Charges
Asbestos Consultant-Project Designer	291	10/31/2013	03/19/2012	FRANKLIN MILLS	ACTIVE	None

Generated on: 11/20/2012 9:47:58 AM



State of Connecticut

Lookup Detail View

Name

Name
FRANKLIN MILLS

License Information

lookup

License Type	License Number	Expiration Date	Granted Date	License Name	License Status	Licensure Actions or Pending Charges
Asbestos Consultant-Project Monitor	319	10/31/2013	06/26/1998	FRANKLIN MILLS	ACTIVE	None

Generated on: 11/20/2012 9:48:26 AM



State of Connecticut

Lookup Detail View

Name

Name
FRANKLIN MILLS

License Information

lookup

License Type	License Number	Expiration Date	Granted Date	License Name	License Status	Licensure Actions or Pending Charges
Lead Planner/Project Designer	731	10/31/2013	02/23/1996	FRANKLIN MILLS	ACTIVE	None

Generated on: 11/20/2012 9:48:50 AM



State of Connecticut

Lookup Detail View

Name

Name
FRANKLIN MILLS

License Information

lookup

License Type	License Number	Expiration Date	Granted Date	License Name	License Status	Licensure Actions or Pending Charges
Lead Inspector Risk Assessor	719	10/31/2013	02/02/1996	FRANKLIN MILLS	ACTIVE	None

Generated on: 11/20/2012 9:49:24 AM