

**Basics, inspections 101, common
sense self protection, management
recommendations.
Policy recommendations.**



**Mr. Michael Lipsett
Connecticut Pest Elimination**

DESCRIPTION

You need to know.....

Adult



Cast skins



Photo Credit: James Kallisch, UNL Dept of Entomology

Egg and nymph



Phil Pellitteri, University of Wisconsin
Department of Entomology

Young nymphs, eggs with adult

Bed bugs are often mistaken.....



Carpet beetle



Tick



Cockroach



Flea



Bed bug



Shiny spider beetle

A. BEFORE STARTING

Equipment kit



- **Policy** should be in place
- Inspector should be trained
- Willing to do inspection
- Flashlight
- Don't wear loose fitting cloths
- Use rubber gloves
- Possibly overalls
- Be physically able to do inspections



B. UPON ARRIVAL

- Upon arrival, take off your coat at the car
- Introduce yourself and show proper identification
- Before entering, ask about pets, sick people or anything else you should know



C. INSPECTION 101

The goal in this scenario, is a positive identification...

- Do visual inspection as you walk in
- Ask the resident, questions.
 - Who is being fed on?
 - Where do they sleep or sit when the problem occurs?
- Start in the most likely place first
- **Remember:** Once bed bugs are identified, your job is done



“ Over there”

D. ASSUMING RESIDENT SLEEPS IN BED

- Put on gloves.
- Starting with the bed, start from the top down
 - Check for blood stains, cast skins, eggs, bed bugs
 - Lift and inspect as you go
 - Inspect mattress seams, tufts, and box spring
- Then inspect bed frame
- Work out to surrounding furniture etc.
 - Inspect baseboards near bed, pull back carpets and check around carpet tackless if you can




E. INSPECT OTHER SPACES

- Check the next likely room. If the complaining person sits in a particular chair, couch or other bedroom and so on.....
- While inspecting couch, look in tufts, seams, under pillows and turn couch over if possible
- If bed bugs are found in a unit of a multiunit building, at least inspect all surrounding units
- **REMEMBER:** The hardest inspection is a unit with mild or no activity



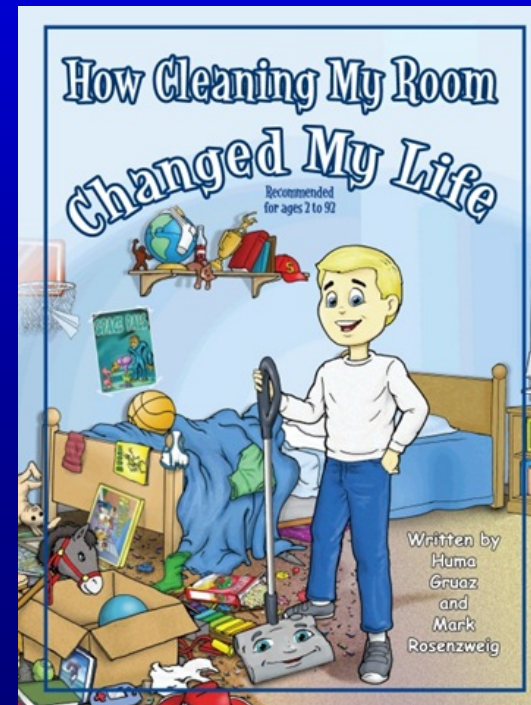
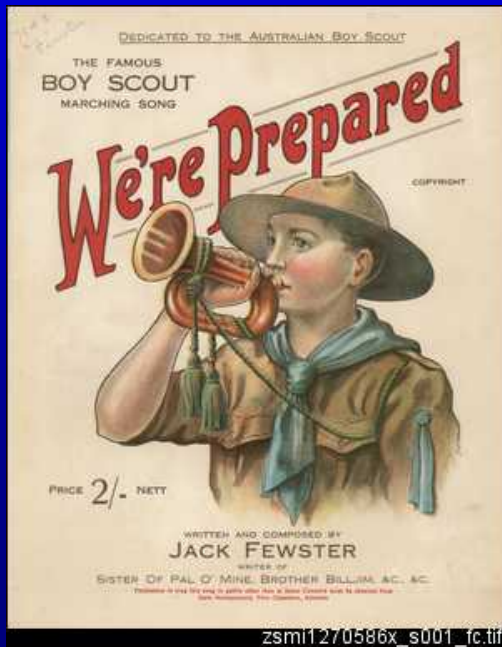
Canine inspections

Useful in inspecting multiunit buildings, stores, theatres, hotels, cluttered units etc.
NOTE: Some canine teams are better than others



F. After bed bugs have been identified

- COMMUNICATION-COOPERATION
- Schedule with a pest management professional (PMP)
- Give resident notification and a prep notice (note our sample prep notice)
- Imperative that resident properly prepares for treatment
- In multiunit buildings, residents commonly, don't prepare properly
- Homeowners usually prepare the best
- There is a direct correlation between preparedness of a unit and the number of services required to resolve the issue
- Follow recommendations and make prompt follow ups



WRAP UP

Questions for managers:

Hotels, housing managers, health departments, schools etc. need to ask themselves a few questions

- Do you want to do the inspections and/or ID?
- Do you have the personnel?
- Are your employees willing and able?
- Liability-Disclaimer
- And most importantly, put a **policy** in place.

for starters, quick communication
be proactive

Adult

Fecal spots

