



CT Interagency Drought Workgroup NWS Update

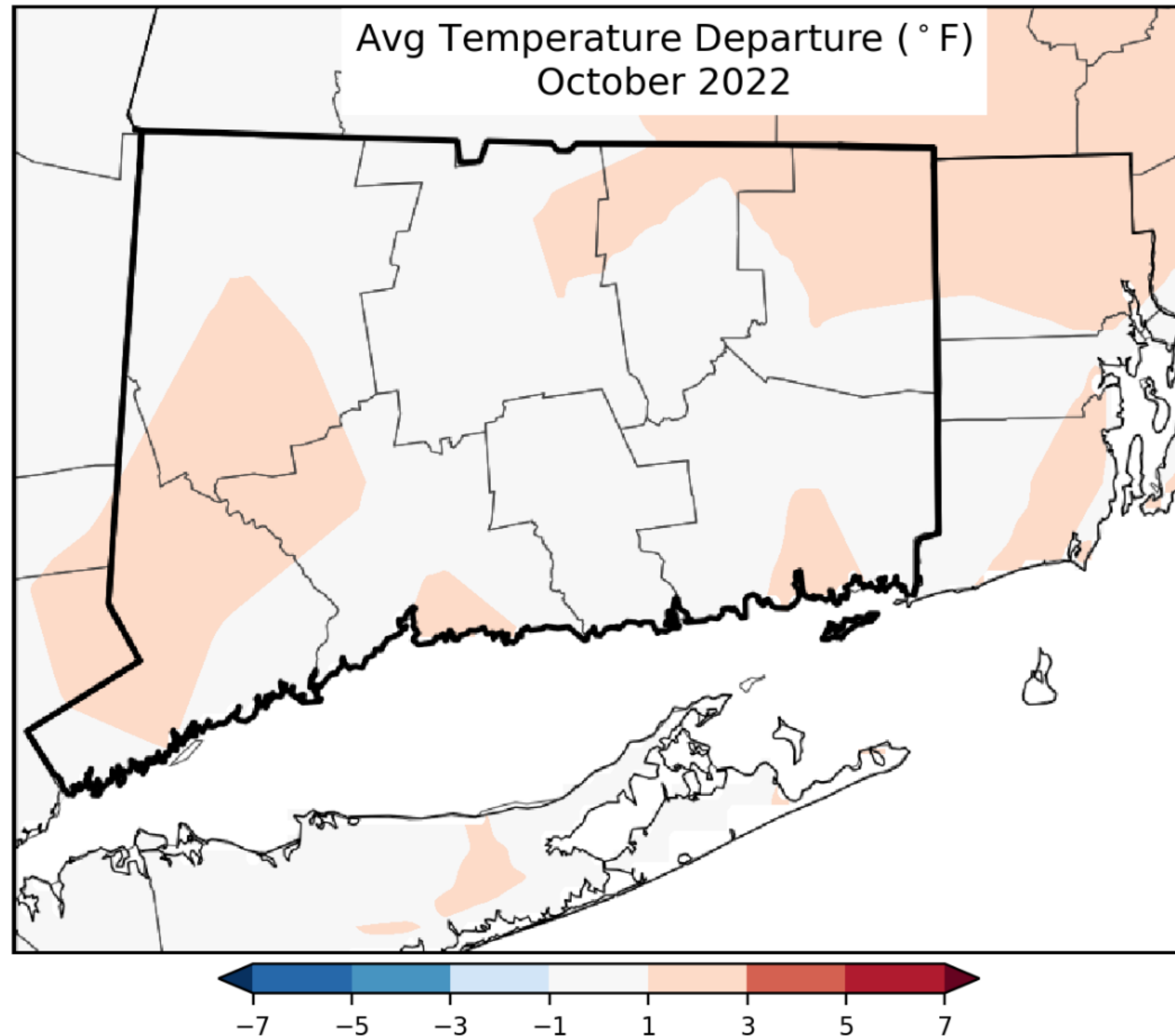
Monday November 7th 2022

*Prepared by: NWS WFO Boston/Norton, MA
& NWS WFO Albany, NY*

Oct 2022 Temperatures



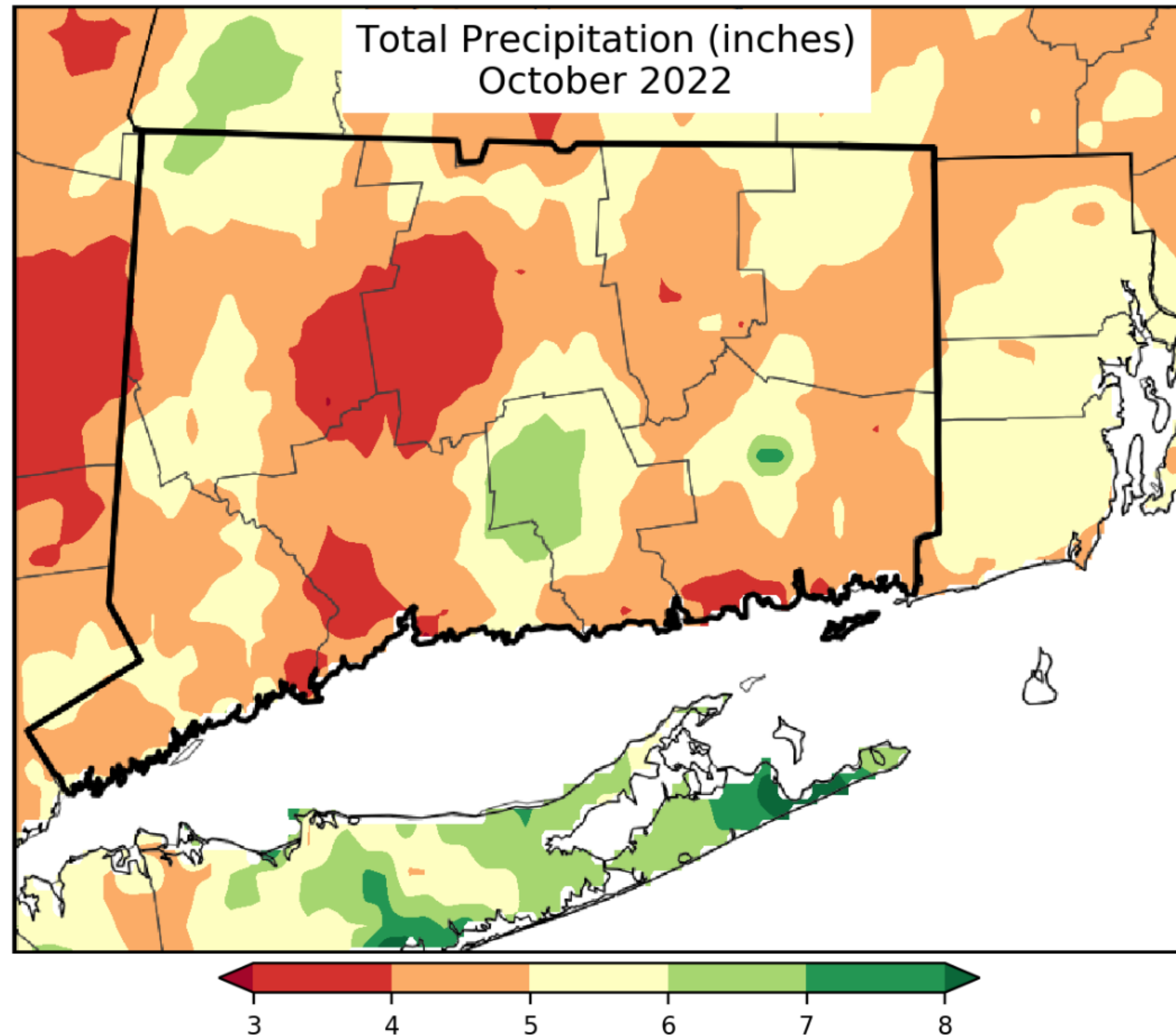
Boston/Norton MA
WEATHER FORECAST OFFICE



Oct 2022 Rainfall



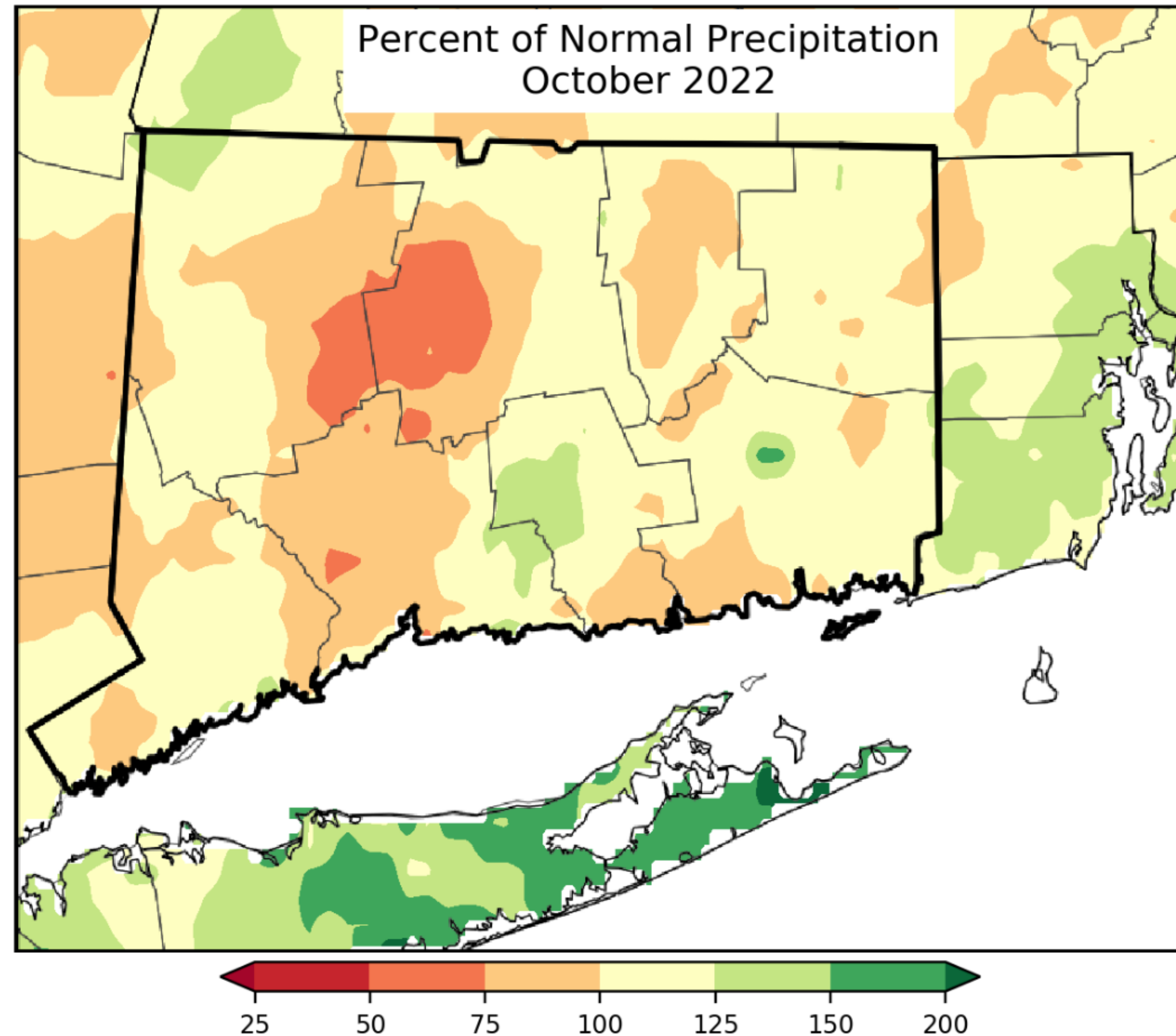
Boston/Norton MA
WEATHER FORECAST OFFICE



Oct 2022 Rainfall



Boston/Norton MA
WEATHER FORECAST OFFICE



Rainfall Tables for 2 and 3 Months



Boston/Norton MA
WEATHER FORECAST OFFICE

CT 2-month Sep-Oct 22	Rainfall	Departure	Percent	Normal
Litchfield	11.22	1.98	121	9.24
Hartford	10.45	1.28	114	9.17
Tolland	10.88	2.19	125	8.69
Windham	11.81	3.18	137	8.63
Fairfield	10.95	2.13	124	8.82
New Haven	11.16	2.58	130	8.58
Middlesex	13.04	3.98	143	9.06
New London	10.67	2.14	125	8.53

CT 3-month Aug-Oct 22	Rainfall	Departure	Percent	Normal
Litchfield	13.27	-0.36	97	13.63
Hartford	13.43	-0.08	99	13.51
Tolland	15.15	2.49	120	12.66
Windham	15.37	2.57	120	12.8
Fairfield	12.29	-0.98	93	13.27
New Haven	14.3	1.77	114	12.53
Middlesex	16.62	3.54	127	13.08
New London	13.84	0.84	106	13

Rainfall Tables for 5 and 6 Months



Boston/Norton MA
WEATHER FORECAST OFFICE

CT 5-month Jun-Oct 22	Rainfall	Departure	Percent	Normal
Litchfield	18.97	-3.84	83	22.81
Hartford	19.48	-3.22	86	22.7
Tolland <input type="checkbox"/>	21.1	-0.07	100	21.17
Windham	21.43	0.03	100	21.4
Fairfield	18.75	-3.23	85	21.98
New Haven	19.48	-1.48	93	20.96
Middlesex	22.26	-.16	99	22.42
New London	18.35	-2.45	88	20.8

CT 6-month May-Oct 22	Rainfall	Departure	Percent	Normal
Litchfield	23	-4.22	84	27.22
Hartford	21.96	-5.16	81	27.12
Tolland	23.65	-1.62	94	25.27
Windham	22.64	-2.78	89	25.42
Fairfield	22.25	-4.12	84	26.37
New Haven	22.29	-2.91	88	25.2
Middlesex	25.46	-1.18	96	26.64
New London	20.56	-4	84	24.56

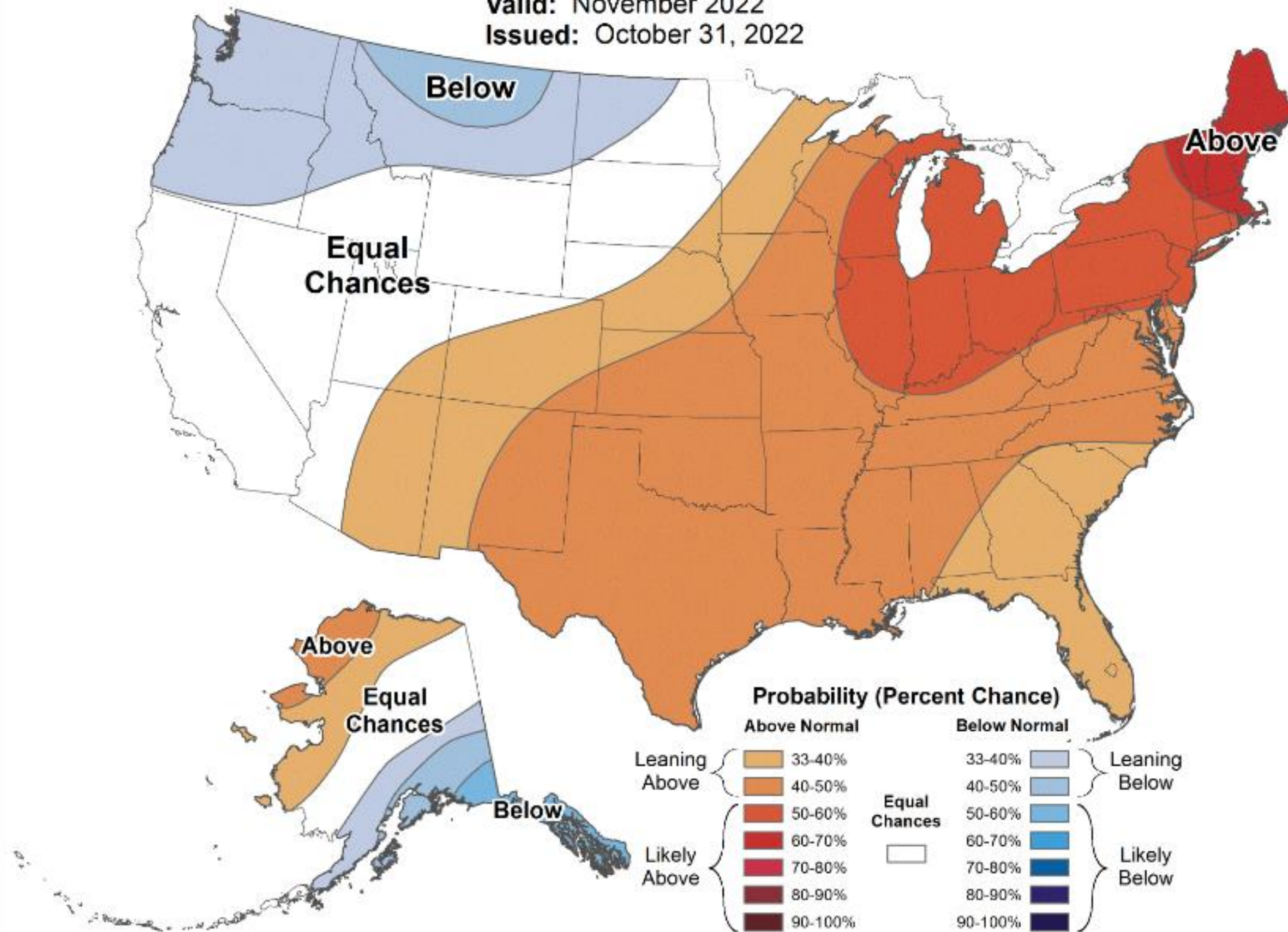
CPC Outlook for November



Boston/Norton MA
WEATHER FORECAST OFFICE

Monthly Temperature Outlook

Valid: November 2022
Issued: October 31, 2022



Monthly Precipitation Outlook

Valid: November 2022
Issued: October 31, 2022

