

STATE OF CONNECTICUT  
SECRETARY OF THE STATE

---

---

**STATEMENT OF VOTE**

GENERAL ELECTION

NOVEMBER 7, 2006

---


TABULATED FROM RETURNS AS  
RECORDED BY THE MODERATORS  
AND FILED WITH THE OFFICE OF  
SECRETARY OF THE STATE

---

PRINTED IN COMPLIANCE WITH STATUTE

---

HARTFORD



Prepared and Paid for by the  
SECRETARY OF THE STATE

Susan Bysiewicz  
Secretary of the State

[ THIS PAGE  
INTENTIONALLY LEFT BLANK ]

## TABLE OF CONTENTS

---

Party Designations.....	4
Vote for Governor and Lieutenant Governor .....	5 - 11
Vote for United States Senator .....	12- 18
Vote for Representatives in Congress .....	19 - 26
Vote for State Senators.....	27 - 39
Vote for State Representatives.....	40 - 70
Vote for Secretary of the State.....	71 - 78
Vote for Treasurer.....	79 - 85
Vote for Comptroller.....	86 - 92
Vote for Attorney General .....	93 - 99
Vote for Judges of Probate .....	100 - 119
Election Day Registration, Turnout And Absentee Ballot Statistics.....	120 - 127
Board of Canvassers' Certifications.....	128 - 142

## **PARTY DESIGNATIONS**

---

### **Major Parties**

Republican

Democratic

### **Minor Parties for Certain Offices**

Christian Center

Concerned Citizens

Green

Independent

Libertarian

Working Families

### **Party Designations used on Nominating Petitions**

Concerned Citizens

Connecticut For Lieberman

Green

Libertarian

Working Families

Petitioning Candidate  
(i.e. no party designation)

**VOTE FOR GOVERNOR AND LIEUTENANT GOVERNOR  
SUMMARIZED BY CONGRESSIONAL DISTRICT  
NOVEMBER 7, 2006**

	Republican M. Jodi Rell Michael Fedele	Democratic John DeStefano Mary Messina Glassman	Concerned Citizens Joseph A. Zdonczyk Jose E. Garcia	Green Clifford W. Thornton, Jr. Jean de Smet
First	130,165	92,719	1,193	2,060
Second	157,124	87,993	1,047	2,955
Third	133,441	81,187	969	1,962
Fourth	140,737	66,042	817	1,126
Fifth	<u>148,581</u>	<u>70,279</u>	<u>1,534</u>	<u>1,481</u>
Total	710,048	398,220	5,560	9,584
				<b>Plurality: 311,828</b>

54 Votes for Registered Write-in Candidate John M. Joy and Shaun P. O'Rourke

**VOTE FOR GOVERNOR AND LIEUTENANT GOVERNOR  
SUMMARIZED BY COUNTY  
NOVEMBER 7, 2006**

	Republican M. Jodi Rell Michael Fedele	Democratic John DeStefano Mary Messina Glassman	Concerned Citizens Joseph A. Zdonczyk Jose E. Garcia	Green Clifford W. Thornton, Jr. Jean de Smet
Fairfield	185,037	81,676	1,117	1,463
Hartford	165,660	114,824	1,508	2,456
Litchfield	49,368	20,358	439	599
Middlesex	39,509	23,783	230	688
New Haven	161,350	93,822	1,477	2,036
New London	54,469	31,623	391	933
Tolland	33,648	19,172	231	741
Windham	<u>21,007</u>	<u>12,962</u>	<u>167</u>	<u>668</u>
Total	710,048	398,220	5,560	9,584
				<b>Plurality: 311,828</b>

54 Votes for Registered Write-in Candidate John M. Joy and Shaun P. O'Rourke

**VOTE FOR GOVERNOR AND LIEUTENANT GOVERNOR**  
**Summarized by Town**

	Republican M. Jodi Rell Michael Fedele	Democratic John DeStefano Mary Messina Glassman	Concerned Citizens Joseph A. Zdonczyk Jose E. Garcia	Green Clifford W. Thornton, Jr. Jean de Smet
Andover	924	510	10	15
Ansonia	3,441	1,766	25	26
Ashford	965	776	11	43
Avon	5,647	2,532	25	52
Barkhamsted	1,442	550	6	14
Beacon Falls	1,521	521	25	9
Berlin	5,099	2,895	32	44
Bethany	1,755	795	0	25
Bethel	4,829	1,680	30	46
Bethlehem	1,251	497	21	15
Bloomfield	3,358	4,329	37	72
Bolton	1,616	784	10	31
Bozrah	669	349	8	11
Branford	7,068	3,758	26	87
Bridgeport	8,366	11,267	202	119
Bridgewater	785	162	0	5
Bristol	11,129	6,741	102	109
Brookfield	5,434	887	33	28
Brooklyn	1,634	896	9	21
Burlington	2,528	1,249	16	33
Canaan	274	189	2	10
Canterbury	1,237	708	7	21
Canton	2,873	1,539	16	54
Chaplin	494	313	7	33
Cheshire	8,149	3,483	48	67
Chester	972	727	5	31
Clinton	3,435	1,626	15	35
Colchester	3,578	2,084	26	57
Colebrook	452	211	8	7
Columbia	1,495	956	14	45
Cornwall	433	330	0	21
Coventry	2,821	1,825	15	77
Cromwell	3,378	2,062	22	31
Danbury	10,954	4,715	108	81
Darien	6,299	1,344	14	36



**VOTE FOR GOVERNOR AND LIEUTENANT GOVERNOR**  
**Summarized by Town**

	<b>Republican</b> <b>M. Jodi Rell</b> <b>Michael Fedele</b>	<b>Democratic</b> <b>John DeStefano</b> <b>Mary Messina</b> <b>Glassman</b>	<b>Concerned Citizens</b> <b>Joseph A.</b> <b>Zdonczyk</b> <b>Jose E. Garcia</b>	<b>Green</b> <b>Clifford W. Thornton,</b> <b>Jr.</b> <b>Jean de Smet</b>
Deep River	1,165	826	9	26
Derby	2,450	1,184	26	24
Durham	2,161	1,059	9	32
East Granby	1,444	685	6	14
East Haddam	2,285	1,322	16	38
East Hampton	3,332	1,779	16	43
East Hartford	6,517	5,690	67	94
East Haven	5,703	2,582	16	52
East Lyme	4,878	2,620	9	68
East Windsor	2,273	1,237	21	30
Eastford	519	218	3	14
Easton	2,497	836	15	23
Ellington	3,613	1,575	29	31
Enfield	8,889	4,950	89	111
Essex	2,246	1,059	2	26
Fairfield	15,684	5,977	62	116
Farmington	6,806	3,708	40	74
Franklin	545	270	3	3
Glastonbury	9,728	5,048	39	184
Goshen	989	384	9	8
Granby	3,408	1,548	22	40
Greenwich	14,552	5,693	75	107
Griswold	2,119	1,244	26	30
Groton	6,443	3,673	51	88
Guilford	6,551	3,107	25	84
Haddam	2,258	1,262	14	40
Hamden	10,940	8,509	64	188
Hampton	465	351	3	28
Hartford	4,477	10,263	161	262
Hartland	608	258	17	16
Harwinton	1,693	707	17	19
Hebron	2,532	1,288	13	43
Kent	911	446	2	9
Killingly	2,656	1,713	32	38
Killingworth	1,970	935	11	19

**VOTE FOR GOVERNOR AND LIEUTENANT GOVERNOR**  
**Summarized by Town**

	Republican M. Jodi Rell Michael Fedele	Democratic John DeStefano Mary Messina Glassman	Concerned Citizens Joseph A. Zdonczyk Jose E. Garcia	Green Clifford W. Thornton, Jr. Jean de Smet
Lebanon	1,877	1,045	9	62
Ledyard	3,679	1,434	21	44
Lisbon	939	544	9	10
Litchfield	2,672	1,102	18	26
Lyme	803	443	3	17
Madison	5,643	2,270	12	58
Manchester	10,839	6,685	94	223
Mansfield	2,669	3,248	18	249
Marlborough	1,792	986	13	33
Meriden	8,514	6,403	151	110
Middlebury	2,298	855	20	14
Middlefield	1,245	756	9	19
Middletown	7,378	6,374	59	271
Milford	13,171	5,586	96	109
Monroe	5,697	1,643	20	31
Montville	3,797	2,015	30	30
Morris	713	307	14	7
Naugatuck	5,833	2,430	67	50
New Britain	6,332	6,975	155	108
New Canaan	6,145	1,601	17	46
New Fairfield	3,896	1,098	21	23
New Hartford	2,015	1,011	22	35
New Haven	8,274	16,589	118	557
New London	2,324	2,775	45	202
New Milford	7,012	2,019	28	60
Newington	6,801	4,849	61	72
Newtown	8,133	2,382	43	68
Norfolk	477	295	8	8
North Branford	3,740	1,579	18	31
North Canaan	705	332	6	7
North Haven	6,861	3,029	33	58
North Stonington	1,455	636	7	25
Norwalk	13,967	8,442	98	127
Norwich	5,210	3,712	45	85
Old Lyme	2,537	1,252	4	34

**VOTE FOR GOVERNOR AND LIEUTENANT GOVERNOR**  
**Summarized by Town**

	Republican M. Jodi Rell Michael Fedele	Democratic John DeStefano Mary Messina Glassman	Concerned Citizens Joseph A. Zdonczyk Jose E. Garcia	Green Clifford W. Thornton, Jr. Jean de Smet
Old Saybrook	3,156	1,626	14	19
Orange	4,640	1,732	17	30
Oxford	3,490	1,023	22	18
Plainfield	2,634	1,472	9	25
Plainville	3,632	2,338	37	31
Plymouth	2,614	1,209	39	33
Pomfret	1,058	585	3	32
Portland	2,534	1,522	20	38
Preston	1,259	620	10	9
Prospect	2,658	928	29	17
Putnam	1,559	888	10	21
Redding	2,801	1,196	7	25
Ridgefield	7,105	2,513	21	50
Rocky Hill	4,192	2,947	31	53
Roxbury	804	348	2	11
Salem	1,114	587	10	10
Salisbury	1,115	731	6	29
Scotland	405	245	2	17
Seymour	3,800	1,409	33	26
Sharon	788	462	0	11
Shelton	10,470	3,457	77	60
Sherman	1,180	432	5	12
Simsbury	7,112	3,949	43	67
Somers	2,708	924	25	23
South Windsor	6,752	3,739	32	69
Southbury	6,434	2,157	19	42
Southington	11,249	5,433	99	102
Sprague	667	372	13	9
Stafford	2,818	1,697	22	39
Stamford	19,524	11,081	126	216
Sterling	597	343	5	7
Stonington	5,099	2,683	29	79
Stratford	11,053	4,555	64	79
Suffield	3,679	1,567	24	34
Thomaston	2,034	787	20	14

**VOTE FOR GOVERNOR AND LIEUTENANT GOVERNOR**  
Summarized by Town

	Republican M. Jodi Rell Michael Fedele	Democratic John DeStefano Mary Messina Glassman	Concerned Citizens Joseph A. Zdonczyk Jose E. Garcia	Green Clifford W. Thornton, Jr. Jean de Smet
Thompson	1,821	1,035	20	26
Tolland	4,223	1,979	21	66
Torrington	7,586	3,247	75	91
Trumbull	10,538	3,428	42	67
Union	302	138	1	1
Vernon	6,573	3,385	43	92
Voluntown	574	288	6	10
Wallingford	10,589	5,097	71	100
Warren	466	170	1	8
Washington	1,162	450	2	19
Waterbury	12,468	8,019	349	102
Waterford	4,903	2,977	27	50
Watertown	5,731	2,166	82	50
West Hartford	13,535	11,650	95	263
West Haven	8,265	5,916	69	93
Westbrook	1,994	848	9	20
Weston	2,732	1,426	10	20
Westport	7,531	4,151	19	46
Wethersfield	6,597	4,679	42	91
Willington	1,354	863	10	29
Wilton	5,650	1,872	8	37
Winchester	2,406	1,086	29	52
Windham	2,872	2,449	41	305
Windsor	5,685	4,770	64	101
Windsor Locks	2,679	1,585	28	20
Wolcott	4,426	1,589	87	32
Woodbridge	2,668	1,506	11	27
Woodbury	3,138	1,160	22	30
Woodstock	<u>2,091</u>	<u>970</u>	<u>5</u>	<u>37</u>
Total	710,048	398,220	5,560	9,584

**Plurality: 311,828**

54 Votes for Registered Write-in Candidate John M. Joy and Shaun P. O'Rourke

**VOTE FOR UNITED STATES SENATOR  
SUMMARIZED BY CONGRESSIONAL DISTRICT  
NOVEMBER 7, 2006**

	Republican Alan Schlesinger	Democratic Ned Lamont	Concerned Citizens Timothy A. Knibbs	Green Ralph A. Ferrucci	Connecticut For Lieberman Joe Lieberman
First	21,526	99,673	1,006	1,241	104,676
Second	24,618	101,071	1,024	1,476	122,868
Third	19,829	82,377	790	1,277	114,276
Fourth	17,939	83,405	601	801	109,431
Fifth	<u>25,286</u>	<u>84,318</u>	<u>1,217</u>	<u>1,127</u>	<u>112,844</u>
Total	109,198	450,844	4,638	5,922	564,095
					<b>Plurality: 113,251</b>

3 Votes for Registered Write-in Candidate John M. Joy  
80 Votes for Registered Write-in Candidate Carl E. Vassar

**VOTE FOR UNITED STATES SENATOR  
SUMMARIZED BY COUNTY  
NOVEMBER 7, 2006**

	Republican Alan Schlesinger	Democratic Ned Lamont	Concerned Citizens Timothy A. Knibbs	Green Ralph A. Ferrucci	Connecticut For Lieberman Joe Lieberman
Fairfield	24,659	105,792	909	1,058	140,174
Hartford	27,456	124,914	1,280	1,497	131,950
Litchfield	9,139	25,877	387	432	35,864
Middlesex	6,147	26,768	199	393	31,012
New Haven	24,650	94,848	1,082	1,430	139,481
New London	7,830	34,713	354	481	44,943
Tolland	5,733	23,390	257	377	24,187
Windham	<u>3,584</u>	<u>14,542</u>	<u>170</u>	<u>254</u>	<u>16,484</u>
Total	109,198	450,844	4,638	5,922	564,095

**Plurality: 113,251**

3 Votes for Registered Write-in Candidate John M. Joy

80 Votes for Registered Write-in Candidate Carl E. Vassar

**VOTE FOR UNITED STATES SENATOR**  
**Summarized by Town**

	Republican Alan Schlesinger	Democratic Ned Lamont	Concerned Citizens Timothy A. Knibbs	Green Ralph A. Ferrucci	Connecticut For Lieberman Joe Lieberman
Andover	170	632	10	9	645
Ansonia	658	1,729	20	29	2,811
Ashford	173	899	5	18	711
Avon	884	2,871	20	36	4,516
Barkhamsted	229	656	6	18	805
Beacon Falls	257	567	8	8	1,272
Berlin	809	3,109	25	35	4,129
Bethany	259	919	3	17	1,403
Bethel	745	2,530	27	26	3,339
Bethlehem	225	583	6	15	943
Bloomfield	474	4,270	29	39	3,228
Bolton	274	1,016	8	22	1,113
Bozrah	111	366	8	3	569
Branford	927	4,151	18	49	5,908
Bridgeport	1,476	12,038	123	104	6,935
Bridgewater	71	343	3	5	515
Bristol	1,929	7,396	106	82	8,687
Brookfield	854	1,955	26	23	3,447
Brooklyn	236	940	11	14	1,378
Burlington	473	1,538	24	19	1,800
Canaan	49	290	0	3	148
Canterbury	218	737	5	12	1,009
Canton	511	1,889	18	28	2,065
Chaplin	100	388	5	12	348
Cheshire	1,199	3,780	34	47	6,772
Chester	140	894	6	15	695
Clinton	524	1,704	11	28	2,897
Colchester	644	2,258	24	33	2,783
Colebrook	91	274	7	7	311
Columbia	274	1,088	13	20	1,135
Cornwall	60	507	5	4	219
Coventry	519	2,186	27	34	2,002
Cromwell	570	2,268	24	27	2,603
Danbury	1,820	6,655	119	79	7,234
Darien	858	2,225	12	22	4,723

**VOTE FOR UNITED STATES SENATOR**  
Summarized by Town

	Republican Alan Schlesinger	Democratic Ned Lamont	Concerned Citizens Timothy A. Knibbs	Green Ralph A. Ferrucci	Connecticut For Lieberman Joe Lieberman
Deep River	188	903	5	12	943
Derby	689	1,101	17	17	1,882
Durham	327	1,212	9	19	1,694
East Granby	271	832	7	18	1,048
East Haddam	372	1,562	14	24	1,715
East Hampton	615	1,951	17	25	2,608
East Hartford	1,012	5,858	63	65	5,400
East Haven	753	2,664	20	48	5,026
East Lyme	631	2,960	16	34	3,957
East Windsor	451	1,430	18	13	1,683
Eastford	102	246	2	5	408
Easton	323	1,160	11	9	1,897
Ellington	630	1,952	38	20	2,607
Enfield	1,584	5,961	94	80	6,532
Essex	280	1,384	4	12	1,678
Fairfield	1,731	8,041	56	105	12,158
Farmington	1,158	4,378	47	54	5,117
Franklin	90	295	5	3	458
Glastonbury	1,453	6,056	35	70	7,414
Goshen	188	484	6	4	726
Granby	572	1,947	21	27	2,470
Greenwich	1,817	8,258	25	47	11,160
Griswold	330	1,342	15	17	1,731
Groton	887	3,989	27	49	5,452
Guilford	731	3,909	25	52	5,170
Haddam	350	1,471	7	19	1,750
Hamden	1,276	8,294	47	117	10,170
Hampton	89	391	4	5	370
Hartford	567	10,521	83	77	4,456
Hartland	160	300	11	7	439
Harwinton	390	787	13	15	1,284
Hebron	413	1,479	15	36	1,951
Kent	127	665	5	5	578
Killingly	483	1,819	28	23	2,100
Killingworth	263	1,031	10	19	1,636



**VOTE FOR UNITED STATES SENATOR**  
Summarized by Town

	Republican Alan Schlesinger	Democratic Ned Lamont	Concerned Citizens Timothy A. Knibbs	Green Ralph A. Ferrucci	Connecticut For Lieberman Joe Lieberman
Lebanon	337	1,207	13	24	1,442
Ledyard	501	1,650	23	17	3,059
Lisbon	127	561	4	8	833
Litchfield	435	1,350	14	28	1,991
Lyme	104	574	2	12	596
Madison	729	2,738	13	33	4,574
Manchester	1,786	7,970	85	120	8,042
Mansfield	319	3,806	16	69	2,017
Marlborough	315	1,140	11	9	1,383
Meriden	1,376	6,915	109	75	7,315
Middlebury	462	929	17	6	1,817
Middlefield	206	858	6	8	955
Middletown	1,149	7,067	54	124	5,678
Milford	1,897	6,134	88	93	10,577
Monroe	677	2,223	26	35	4,336
Montville	520	2,163	30	25	3,123
Morris	178	339	7	2	526
Naugatuck	1,045	2,507	59	47	4,825
New Britain	1,126	7,344	88	84	5,224
New Canaan	717	2,318	14	22	4,894
New Fairfield	618	1,728	18	15	2,718
New Hartford	398	1,167	24	27	1,489
New Haven	861	14,331	97	227	9,937
New London	390	2,787	26	73	2,228
New Milford	1,051	3,220	44	55	4,756
Newington	1,128	4,961	56	71	5,596
Newtown	946	3,531	49	45	6,083
Norfolk	54	403	2	5	334
North Branford	513	1,647	16	30	3,214
North Canaan	149	462	6	8	449
North Haven	1,037	3,056	37	58	5,837
North Stonington	196	793	3	9	1,144
Norwalk	2,079	10,341	86	86	10,223
Norwich	617	3,680	56	44	4,813
Old Lyme	323	1,613	12	26	1,847

**VOTE FOR UNITED STATES SENATOR**  
Summarized by Town

	Republican Alan Schlesinger	Democratic Ned Lamont	Concerned Citizens Timothy A. Knibbs	Green Ralph A. Ferrucci	Connecticut For Lieberman Joe Lieberman
Old Saybrook	454	1,778	16	18	2,575
Orange	813	1,755	15	25	3,891
Oxford	513	1,273	18	22	2,741
Plainfield	410	1,682	22	24	2,056
Plainville	752	2,534	42	34	2,622
Plymouth	521	1,291	35	32	2,017
Pomfret	149	691	4	15	844
Portland	413	1,724	7	26	1,957
Preston	213	659	11	6	1,005
Prospect	477	1,009	27	19	2,098
Putnam	246	990	13	14	1,213
Redding	297	1,739	10	16	2,030
Ridgefield	859	3,666	19	26	5,320
Rocky Hill	772	3,066	27	38	3,326
Roxbury	124	494	3	8	542
Salem	155	678	9	6	889
Salisbury	128	1,120	4	6	652
Scotland	76	257	2	4	337
Seymour	805	1,577	21	35	2,941
Sharon	122	672	1	4	495
Shelton	1,808	4,105	60	56	8,018
Sherman	165	639	3	10	839
Simsbury	1,202	4,134	45	49	5,760
Somers	472	1,255	27	16	1,936
South Windsor	959	4,436	31	49	5,138
Southbury	903	2,771	36	34	5,007
Southington	1,700	6,101	91	99	8,806
Sprague	117	395	16	6	544
Stafford	580	2,062	28	36	1,854
Stamford	2,241	13,409	80	143	15,514
Sterling	120	381	8	6	436
Stonington	675	3,320	22	47	3,915
Stratford	1,646	5,546	72	67	8,049
Suffield	614	1,976	13	28	2,708
Thomaston	418	806	14	14	1,599

**VOTE FOR UNITED STATES SENATOR**  
Summarized by Town

	Republican Alan Schlesinger	Democratic Ned Lamont	Concerned Citizens Timothy A. Knibbs	Green Ralph A. Ferrucci	Connecticut For Lieberman Joe Lieberman
Thompson	330	1,114	23	23	1,455
Tolland	663	2,536	25	34	3,052
Torrington	1,681	3,850	75	67	5,904
Trumbull	1,449	4,349	54	56	8,265
Union	59	159	3	1	214
Vernon	1,079	4,185	36	69	4,717
Voluntown	100	353	10	3	424
Wallingford	1,463	5,577	56	97	8,769
Warren	78	247	2	5	323
Washington	163	740	4	10	764
Waterbury	2,682	7,354	178	129	11,296
Waterford	762	3,070	22	36	4,131
Watertown	1,252	2,269	61	39	4,408
West Hartford	2,096	11,316	69	123	12,324
West Haven	1,242	5,136	50	69	8,033
Westbrook	296	961	9	17	1,628
Weston	271	1,661	3	15	2,311
Westport	694	5,081	9	29	6,229
Wethersfield	1,147	4,689	38	64	5,484
Willington	281	1,034	11	11	944
Wilton	568	2,594	7	22	4,452
Winchester	448	1,352	24	31	1,746
Windham	475	2,839	27	63	2,258
Windsor	1,012	5,185	60	61	4,490
Windsor Locks	539	1,706	23	18	2,063
Wolcott	808	1,587	48	30	3,635
Woodbridge	275	1,438	5	17	2,560
Woodbury	509	1,506	16	15	2,340
Woodstock	<u>377</u>	<u>1,168</u>	<u>11</u>	<u>16</u>	<u>1,561</u>
Total	109,198	450,844	4,638	5,922	564,095

**Plurality: 113,251**

3 Votes for Registered Write-in Candidate John M. Joy  
80 Votes for Registered Write-in Candidate Carl E. Vassar

**VOTE FOR REPRESENTATIVE IN CONGRESS  
NOVEMBER 7, 2006  
FIRST CONGRESSIONAL DISTRICT**

TOWNS	Republican Scott MacLean	Democratic John B. Larson
Barkhamsted	547	979
Berlin	2,020	4,732
Bloomfield	1,100	5,793
Bristol	4,316	11,724
Colebrook	211	380
Cromwell	1,386	3,661
East Granby	745	1,237
East Hartford	2,262	9,787
East Windsor	926	2,347
Glastonbury, part of	2,484	6,556
Granby	1,794	2,837
Hartford	1,279	12,037
Hartland	390	447
Manchester	4,405	12,141
Middletown, part of	631	1,914
New Hartford	1,050	1,774
Newington	2,572	8,579
Portland	1,030	2,747
Rocky Hill	1,674	4,738
South Windsor	2,464	7,850
Southington	4,941	10,958
Torrington, part of	1,947	3,036
West Hartford	5,559	18,166
Wethersfield	2,874	7,910
Winchester	1,014	2,056
Windsor	2,269	7,433
Windsor Locks	<u>1,120</u>	<u>2,720</u>
Total	53,010	154,539

**Plurality: 101,529**

43 Votes for Registered Write-in Candidate Stephen Fournier

**VOTE FOR REPRESENTATIVE IN CONGRESS  
NOVEMBER 7, 2006  
SECOND CONGRESSIONAL DISTRICT**

TOWNS	Republican Rob Simmons	Democratic Joe Courtney
Andover	700	719
Ashford	737	1,041
Bolton	1,180	1,203
Bozrah	564	464
Brooklyn	1,335	1,155
Canterbury	1,073	873
Chaplin	387	429
Chester	660	1,019
Clinton	2,641	2,299
Colchester	2,845	2,729
Columbia	1,119	1,322
Coventry	2,016	2,509
Deep River	888	1,068
Durham, part of	1,265	1,104
East Haddam	1,767	1,807
East Hampton	2,561	2,332
East Lyme	3,797	3,704
Eastford	455	274
Ellington	2,510	2,551
Enfield	6,421	7,059
Essex	1,637	1,628
Franklin	452	373
Glastonbury, part of	2,642	2,441
Griswold	1,713	1,564
Groton	5,425	4,758
Haddam	1,749	1,725
Hampton	392	441
Hebron	1,971	1,784
Killingly	2,152	2,154
Killingworth	1,465	1,330
Lebanon	1,585	1,353

**VOTE FOR REPRESENTATIVE IN CONGRESS  
NOVEMBER 7, 2006  
SECOND CONGRESSIONAL DISTRICT**

TOWNS	Republican Rob Simmons	Democratic Joe Courtney
Ledyard	3,146	1,959
Lisbon	765	692
Lyme	591	654
Madison	4,109	3,645
Mansfield	1,753	4,397
Marlborough	1,413	1,340
Montville	3,150	2,627
New London	1,943	3,226
North Stonington	1,231	885
Norwich	4,037	4,757
Old Lyme	1,873	1,927
Old Saybrook	2,457	2,206
Plainfield	2,147	1,907
Pomfret	867	779
Preston	1,078	768
Putnam	1,244	1,149
Salem	958	749
Scotland	337	318
Somers	2,075	1,484
Sprague	554	490
Stafford	2,024	2,281
Sterling	515	417
Stonington	4,280	3,575
Suffield	2,793	2,245
Thompson	1,463	1,345
Tolland	2,991	3,216
Union	230	180
Vernon	4,224	5,696
Voluntown	480	373
Waterford	3,941	3,857
Westbrook	1,549	1,249

VOTE FOR REPRESENTATIVE IN CONGRESS  
NOVEMBER 7, 2006  
SECOND CONGRESSIONAL DISTRICT

TOWNS	Republican Rob Simmons	Democratic Joe Courtney
Wilmington	1,067	1,137
Windham	2,090	3,183
Woodstock	<u>1,686</u>	<u>1,323</u>
Total	121,165	121,248

**Plurality: 83**

**VOTE FOR REPRESENTATIVE IN CONGRESS  
NOVEMBER 7, 2006  
THIRD CONGRESSIONAL DISTRICT**

TOWNS	Republican Joseph Vollano	Democratic Rosa L. DeLauro	Green Daniel G. Sumrall
Ansonia	979	3,696	40
Beacon Falls	561	1,284	37
Bethany	692	1,706	38
Branford	2,291	8,047	125
Derby	802	2,494	45
Durham, part of	235	578	10
East Haven	1,571	6,255	90
Guilford	2,287	7,010	98
Hamden	3,468	14,616	272
Middlefield	458	1,429	29
Middletown, part of	2,052	5,582	276
Milford	4,510	12,912	190
Naugatuck	2,017	5,210	132
New Haven	1,979	20,054	689
North Branford	1,241	3,689	44
North Haven	2,505	6,597	87
Orange	1,857	4,248	45
Prospect	1,058	2,166	52
Seymour	1,308	3,354	72
Shelton, part of	939	2,005	41
Stratford	3,749	10,780	178
Wallingford	3,583	10,869	238
Waterbury, part of	994	2,180	61
West Haven	2,303	10,667	154
Woodbridge	<u>947</u>	<u>3,008</u>	<u>46</u>
Total	44,386	150,436	3,089

**Plurality: 106,050**



**VOTE FOR REPRESENTATIVE IN CONGRESS  
NOVEMBER 7, 2006  
FOURTH CONGRESSIONAL DISTRICT**

TOWNS	Republican Christopher Shays	Democratic Diane Farrell	Libertarian Philip Z. Maymin
Bridgeport	6,400	13,351	394
Darien	5,272	2,522	74
Easton	1,904	1,435	44
Fairfield	11,694	10,063	245
Greenwich	11,655	9,146	243
Monroe	4,247	2,968	134
New Canaan	4,966	2,638	91
Norwalk	10,727	11,794	370
Oxford	2,536	1,738	81
Redding	2,064	2,019	93
Ridgefield	5,003	4,654	105
Shelton, part of	6,057	4,208	190
Stamford	14,043	16,589	573
Trumbull	8,055	5,775	189
Weston	1,997	2,224	45
Westport	5,626	6,356	101
Wilton	<u>4,264</u>	<u>3,283</u>	<u>86</u>
Total	106,510	99,450	3,058

**Plurality: 5,747**

1 Vote Cast in Trumbull for Green Party (Vacancy in Nomination)

**VOTE FOR REPRESENTATIVE IN CONGRESS  
NOVEMBER 7, 2006  
FIFTH CONGRESSIONAL DISTRICT**

TOWNS	Republican Nancy L. Johnson	Democratic Chris Murphy	Working Families Chris Murphy
Avon	3,870	4,225	99
Bethel	2,931	3,296	212
Bethlehem	811	870	46
Bridgewater	477	439	15
Brookfield	3,220	2,805	91
Burlington	1,623	2,048	96
Canaan	162	310	6
Canton	1,803	2,578	76
Cheshire	4,992	6,241	244
Cornwall	201	565	18
Danbury	6,251	8,479	386
Farmington	4,414	5,947	174
Goshen	683	681	19
Harwinton	1,128	1,237	50
Kent	556	779	18
Litchfield	1,796	1,888	79
Meriden	5,104	9,425	678
Middlebury	1,657	1,397	68
Morris	533	489	14
New Britain	4,506	8,610	427
New Fairfield	2,685	2,169	116
New Milford	4,169	4,541	193
Newtown	5,029	5,140	239
Norfolk	304	472	16
North Canaan	512	531	22
Plainville	2,106	3,636	97
Plymouth	1,511	2,101	144
Roxbury	552	593	7
Salisbury	600	1,297	27
Sharon	495	749	21
Sherman	807	806	22

**VOTE FOR REPRESENTATIVE IN CONGRESS  
NOVEMBER 7, 2006  
FIFTH CONGRESSIONAL DISTRICT**

TOWNS	Republican Nancy L. Johnson	Democratic Chris Murphy	Working Families Chris Murphy
Simsbury	5,125	5,774	148
Southbury	4,129	4,057	172
Thomaston	1,309	1,336	104
Torrington, part of	2,314	3,103	201
Warren	300	322	14
Washington	627	983	28
Waterbury, part of	6,603	8,797	832
Watertown	3,934	3,602	228
Wolcott	2,885	2,817	271
Woodbury	<u>2,110</u>	<u>2,051</u>	<u>76</u>
Total	94,824	117,186	5,794
			<b>Plurality: 28,156</b>

Total votes for cross-endorsed candidate Chris Murphy 122,980

**VOTE FOR STATE SENATORS  
NOVEMBER 7, 2006  
SENATORIAL DISTRICTS**

<i>1st District</i>	Republican No Nomination	Democratic John W. Fonfara	Green Robert M. Pandolfo	Working Families John W. Fonfara
Hartford, part of	0	6,145	280	443
Wethersfield, part of	<u>0</u>	<u>4,762</u>	<u>453</u>	<u>334</u>
Total	0	10,907	733	777
				<b>Plurality: 10,951</b>

Total votes for cross-endorsed candidate John W. Fonfara 11,684

<i>2nd District</i>	Republican Asim A. Hanif	Democratic Eric D. Coleman	Working Families Eric D. Coleman
Bloomfield, part of	667	3,984	226
Hartford, part of	387	5,429	552
Windsor, part of	<u>1,930</u>	<u>6,208</u>	<u>294</u>
Total	2,984	15,621	1,072
			<b>Plurality: 13,709</b>

Total votes for cross-endorsed candidate Eric D. Coleman 16,693

<i>3rd District</i>	Republican Eric A. Thompson Sr.	Democratic Gary D. LeBeau	Working Families Gary D. LeBeau
East Hartford	2,975	8,338	0
East Windsor	986	2,104	143
Ellington, part of	1,258	2,307	82
South Windsor	<u>2,849</u>	<u>7,262</u>	<u>341</u>
Total	8,068	20,011	566
			<b>Plurality: 12,509</b>

Total votes for cross-endorsed candidate Gary D. LeBeau 20,577

<i>4th District</i>	Republican Stewart "Chip" Beckett III	Democratic Mary Ann Handley	Working Families Mary Ann Handley
Bolton	798	1,436	83
Glastonbury	6,587	7,303	322
Manchester	5,685	10,668	659
Marlborough	<u>994</u>	<u>1,562</u>	<u>54</u>
Total	14,064	20,969	1,118
			<b>Plurality: 8,023</b>

Total votes for cross-endorsed candidate Mary Ann Handley 22,087

**VOTE FOR STATE SENATORS  
NOVEMBER 7, 2006  
SENATORIAL DISTRICTS**

<i>5th District</i>	Republican Kimberly E. Ryder	Democratic Jonathan A. Harris	Working Families Jonathan A. Harris
Bloomfield, part of	514	1,590	35
Burlington	1,406	2,002	80
Farmington, part of	3,355	5,030	134
West Hartford	<u>5,981</u>	<u>17,605</u>	<u>688</u>
Total	11,256	26,227	937
			<b>Plurality: 15,908</b>

Total votes for cross-endorsed candidate Jonathan A. Harris 27,164

<i>6th District</i>	Republican Vacancy in Nomination	Democratic Donald J. DeFronzo	Working Families Donald J. DeFronzo
Berlin		0	4,890
Farmington, part of		0	748
New Britain		<u>0</u>	<u>9,333</u>
Total		0	14,971
			<b>Plurality: 16,127</b>

0 Votes for Registered Write-in Candidate Daniel L. Healy

Total votes for cross-endorsed candidate Donald J. DeFronzo 16,127

<i>7th District</i>	Republican John A. Kissel	Democratic William A. Kiner
East Granby		1,128
Enfield		6,467
Granby, part of		1,801
Somers		2,206
Suffield		2,838
Windsor, part of		453
Windsor Locks		<u>2,086</u>
Total		16,979
		<b>Plurality: 1,725</b>

**VOTE FOR STATE SENATORS  
NOVEMBER 7, 2006  
SENATORIAL DISTRICTS**

<i>8th District</i>	Republican Thomas J. Herlihy	Democratic Steve Berry	Working Families Steve Berry	
Avon	4,308	3,336		68
Barkhamsted	649	902		78
Canton	1,970	2,137		62
Colebrook	262	333		18
Granby, part of	799	579		16
Hartland	491	344		13
Harwinton, part of	656	581		24
New Hartford	1,188	1,671		59
Norfolk	275	453		18
Simsbury	6,050	4,653		102
Torrington, part of	<u>2,688</u>	<u>3,317</u>		<u>205</u>
Total	19,336	18,306		663
				<b>Plurality: 367</b>

Total votes for cross-endorsed candidate Steve Berry 18,969

<i>9th District</i>	Republican Ralph Capenera	Democratic Paul R. Doyle	Working Families Thomas N. Ledoux	
Cromwell	2,397	2,848		50
Middletown, part of	1,840	3,132		103
Newington	4,551	6,739		225
Rocky Hill	3,112	3,892		55
Wethersfield, part of	<u>1,513</u>	<u>2,823</u>		<u>17</u>
Total	13,413	19,434		450
				<b>Plurality: 6,021</b>

<i>10th District</i>	Republican Melissa Papantones	Democratic Toni N. Harp	
New Haven, part of		972	9,844
West Haven, part of		<u>869</u>	<u>3,242</u>
Total		1,841	13,086
			<b>Plurality: 11,245</b>

**VOTE FOR STATE SENATORS  
NOVEMBER 7, 2006  
SENATORIAL DISTRICTS**

---

<i>11th District</i>	Republican No Nomination	Democratic Martin M. Looney
Hamden, part of	0	8,872
New Haven, part of	<u>0</u>	<u>9,131</u>
Total	0	18,003
		<b>Plurality: 18,003</b>

---

<i>12th District</i>	Republican Gregg Hannan	Democratic Edward Meyer
Branford	2,961	6,871
Durham	1,214	1,809
Guilford	3,044	6,091
Killingworth	1,019	1,632
Madison	3,052	4,359
North Branford	<u>1,837</u>	<u>2,838</u>
Total	13,127	23,600
		<b>Plurality: 10,473</b>

---

<i>13th District</i>	Republican Tod O. Dixon	Democratic Thomas P. Gaffey	Working Families Thomas P. Gaffey
Cheshire, part of	2,867	4,564	173
Meriden	2,459	11,182	856
Middlefield	430	1,386	55
Middletown, part of	<u>1,157</u>	<u>4,292</u>	<u>257</u>
Total	6,913	21,424	1,341
			<b>Plurality: 15,852</b>

Total votes for cross-endorsed candidate Thomas P. Gaffey 22,765

---

<i>14th District</i>	Republican Barbara L. Lisman	Democratic Gayle Slossberg
Milford	6,870	11,446
Orange	2,472	3,453
West Haven, part of	<u>2,213</u>	<u>5,688</u>
Total	11,555	20,587
		<b>Plurality: 9,032</b>

---

**VOTE FOR STATE SENATORS  
NOVEMBER 7, 2006  
SENATORIAL DISTRICTS**

<i>15th District</i>	Democratic Joan V. Hartley	Independent Theodore J. Derouin, Jr.
Naugatuck, part of	1,861	169
Prospect	2,102	230
Waterbury, part of	<u>7,952</u>	<u>1,200</u>
Total	11,915	1,599
		<b>Plurality: 9,316</b>

<i>16th District</i>	Republican Sam S.F. Caligiuri	Democratic David Zoni	Independent David Zoni
Cheshire, part of	1,596	1,143	36
Southington	7,865	8,172	230
Waterbury, part of	4,075	2,395	156
Wolcott	<u>3,744</u>	<u>1,946</u>	<u>154</u>
Total	17,280	13,656	576
			<b>Plurality: 3,048</b>

Total votes for cross-endorsed candidate David Zoni 14,232

<i>17th District</i>	Republican Boaz Itshaky	Democratic Joe Crisco	Working Families Joe Crisco
Ansonia	936	3,335	259
Beacon Falls	495	1,198	153
Bethany	642	1,662	78
Derby	733	2,251	228
Hamden, part of	890	4,110	210
Naugatuck, part of	1,214	2,872	231
Woodbridge	<u>862</u>	<u>2,952</u>	<u>135</u>
Total	5,772	18,380	1,294
			<b>Plurality: 13,902</b>

Total votes for cross-endorsed candidate Joe Crisco 19,674



**VOTE FOR STATE SENATORS  
NOVEMBER 7, 2006  
SENATORIAL DISTRICTS**

---

<i>18th District</i>	Republican Lenny T. Winkler	Democratic Andrew M. Maynard
Griswold	1,297	1,684
Groton	5,658	4,283
North Stonington	1,102	881
Plainfield	1,485	2,157
Preston	794	885
Sterling	421	430
Stonington	3,171	4,372
Voluntown	<u>347</u>	<u>415</u>
Total	14,275	15,107
		<b>Plurality: 832</b>

---

<i>19th District</i>	Republican Matthew Daly	Democratic Edith G. Prague
Andover	514	881
Bozrah	335	674
Columbia	697	1,776
Franklin	220	607
Hebron	1,571	2,115
Lebanon	851	2,041
Ledyard	1,866	2,897
Lisbon	387	1,015
Montville, part of	364	1,231
Norwich	1,872	6,653
Sprague	<u>319</u>	<u>729</u>
Total	8,996	20,619
		<b>Plurality: 11,623</b>

---

**VOTE FOR STATE SENATORS  
NOVEMBER 7, 2006  
SENATORIAL DISTRICTS**

<i>20th District</i>	Republican Christopher F. Oliveira	Democratic Andrea L. Stillman
East Lyme	3,085	4,292
Montville, part of	1,919	2,137
New London	1,431	3,482
Old Lyme	1,619	2,088
Old Saybrook, part of	1,338	1,468
Salem	723	929
Waterford	<u>2,586</u>	<u>5,111</u>
Total	12,701	19,507
		<b>Plurality: 6,806</b>

<i>21st District</i>	Republican Dan Debicella	Democratic Christopher Jones	Working Families Christopher Jones
Monroe, part of	1,903	1,607	49
Seymour, part of	551	555	38
Shelton	6,997	6,097	406
Stratford, part of	<u>7,025</u>	<u>6,013</u>	<u>334</u>
Total	16,476	14,272	827
			<b>Plurality: 1,377</b>

Total votes for cross-endorsed candidate Christopher Jones 15,099

<i>22nd District</i>	Republican Robert D. Russo	Democratic Bill Finch
Bridgeport, part of	3,605	6,172
Monroe, part of	2,170	1,731
Trumbull	<u>6,579</u>	<u>6,841</u>
Total	12,354	14,744
		<b>Plurality: 2,390</b>

0 Votes for Registered Write-in Candidate David N. Moore

<i>23rd District</i>	Republican Jerry Blackwell	Democratic Edwin A. Gomes	Working Families Edwin A. Gomes
Bridgeport, part of	1,103	7,485	385
Stratford, part of	<u>223</u>	<u>844</u>	<u>91</u>
Total	1,326	8,329	476
			<b>Plurality: 7,479</b>

Total votes for cross-endorsed candidate Edwin A. Gomes 8,805

**VOTE FOR STATE SENATORS  
NOVEMBER 7, 2006  
SENATORIAL DISTRICTS**

<i>24th District</i>	Republican David J. Cappiello	Democratic No Nomination	
Bethel, part of	1,428		0
Danbury	8,908		0
New Fairfield	3,525		0
Sherman	<u>1,054</u>		<u>0</u>
Total	14,915		0
			<b>Plurality: 14,915</b>

---

<i>25th District</i>	Republican Friedrich Wilms	Democratic Bob Duff	Working Families Bob Duff	
Darien, part of	2,691	2,016		67
Norwalk	<u>6,479</u>	<u>14,906</u>		<u>589</u>
Total	9,170	16,922		656
				<b>Plurality: 8,408</b>

Total votes for cross-endorsed candidate Bob Duff 17,578

---

<i>26th District</i>	Republican Judith G. Freedman	Democratic Craig Rebecca Schiavone	
Bethel, part of	1,949		1,866
New Canaan, part of	2,213		1,090
Redding	2,066		1,778
Ridgefield	5,277		3,929
Weston, part of	363		253
Westport	5,565		5,689
Wilton	<u>4,437</u>		<u>2,862</u>
Total	21,870		17,467
			<b>Plurality: 4,403</b>

---

<i>27th District</i>	Republican Rick Giordano	Democratic Andrew J. McDonald	
Darien, part of	1,400		1,018
Stamford, part of	<u>7,010</u>		<u>12,865</u>
Total	8,410		13,883
			<b>Plurality: 5,473</b>

**VOTE FOR STATE SENATORS  
NOVEMBER 7, 2006  
SENATORIAL DISTRICTS**

---

<i>28th District</i>	Republican John P. McKinney	Democratic No Nomination
Easton	2,202	0
Fairfield	13,140	0
Newtown	7,008	0
Weston, part of	<u>1,955</u>	<u>0</u>
Total	24,305	0
		<b>Plurality: 24,305</b>

---

<i>29th District</i>	Republican David R. Lyon	Democratic Donald E. Williams, Jr.
Brooklyn	634	1,749
Canterbury	601	1,228
Killingly	970	3,097
Mansfield	1,140	4,670
Putnam	514	1,800
Scotland	207	405
Thompson	676	2,072
Windham	<u>1,221</u>	<u>3,607</u>
Total	5,963	18,628
		<b>Plurality: 12,665</b>

---

**VOTE FOR STATE SENATORS  
NOVEMBER 7, 2006  
SENATORIAL DISTRICTS**

<i>30th District</i>	Republican Andrew Roraback	Democratic Matthew F. Brennan	Working Families Matthew F. Brennan
Brookfield	3,537	1,986	64
Canaan	285	177	3
Cornwall	565	195	6
Goshen	1,176	209	6
Kent	815	494	11
Litchfield	2,774	898	47
Morris	700	266	8
New Milford	5,043	2,975	142
North Canaan	733	276	8
Salisbury	1,253	620	14
Sharon	840	405	2
Torrington, part of	3,015	1,025	41
Warren	415	183	9
Washington	932	572	23
Winchester	<u>2,021</u>	<u>1,131</u>	<u>61</u>
Total	24,104	11,412	445

**Plurality: 12,247**

Total votes for cross-endorsed candidate Matthew F. Brennan 11,857

<i>31st District</i>	Republican Beverly R. Bobroske	Democratic Tom Colapietro
Bristol	6,994	10,181
Harwinton, part of	530	427
Plainville	2,176	3,232
Plymouth	<u>1,587</u>	<u>2,090</u>
Total	11,287	15,930

**Plurality: 4,643**

**VOTE FOR STATE SENATORS  
NOVEMBER 7, 2006  
SENATORIAL DISTRICTS**

---

<i>32nd District</i>	Republican Louis C. DeLuca	Democratic Patricia L. Reilly
Bethlehem	1,106	300
Bridgewater	545	44
Middlebury	1,945	246
Oxford	2,726	362
Roxbury	643	57
Seymour, part of	2,043	288
Southbury	5,125	540
Thomaston	1,570	264
Watertown	4,909	453
Woodbury	<u>2,737</u>	<u>257</u>
Total	23,349	2,811
		<b>Plurality: 20,538</b>

0 Votes for Registered Write-in Candidate John M. Joy

---

<i>33rd District</i>	Republican Salvatore Nucifora	Democratic Eileen M. Daily	Green Colin Daniel Bennett
Chester	348	1,271	29
Clinton	1,122	3,395	67
Colchester	1,328	3,833	96
Deep River	395	1,489	42
East Haddam	855	2,488	67
East Hampton	1,521	3,051	89
Essex	850	2,249	54
Haddam	1,024	2,277	88
Lyme	350	800	33
Old Saybrook, part of	451	1,080	27
Portland	988	2,597	80
Westbrook	<u>598</u>	<u>2,113</u>	<u>83</u>
Total	9,830	26,643	755
		<b>Plurality: 16,813</b>	

---

**VOTE FOR STATE SENATORS  
NOVEMBER 7, 2006  
SENATORIAL DISTRICTS**

<i>34th District</i>	Republican Leonard A. Fasano	Democratic Vacancy in Nomination	Working Families Leonard A. Fasano
East Haven	4,573	0	1,079
North Haven	5,518	0	849
Wallingford	<u>8,208</u>	<u>0</u>	<u>1,148</u>
Total	18,299	0	3,076
			<b>Plurality: 21,375</b>

Total votes for cross-endorsed candidate Leonard A. Fasano 21,375

<i>35th District</i>	Republican Tony Guglielmo	Democratic Vacancy in Nomination	Working Families Tony Guglielmo	Write-in Patricia Lockey
Ashford	1,073	0	253	6
Chaplin	437	0	50	1
Coventry	2,359	0	302	0
Eastford	494	0	40	0
Ellington, part of	680	0	95	0
Hampton	489	0	23	0
Pomfret	1,005	0	103	0
Stafford	3,184	0	452	4
Tolland	4,360	0	630	0
Union	306	0	38	2
Vernon	6,564	0	1,145	0
Willington	1,380	0	171	0
Woodstock	<u>1,910</u>	<u>0</u>	<u>161</u>	<u>0</u>
Total	24,241	0	3,463	13
			<b>Plurality: 27,691</b>	

Total votes for cross-endorsed candidate Tony Guglielmo 27,704

VOTE FOR STATE SENATORS  
NOVEMBER 7, 2006  
SENATORIAL DISTRICTS

---

---

<i>36th District</i>	Republican William H. Nickerson	Democratic Frank A. Farricker	Green David A. Bedell
Greenwich	11,714	7,824	212
New Canaan, part of	2,860	1,183	59
Stamford, part of	<u>4,538</u>	<u>4,087</u>	<u>136</u>
Total	19,112	13,094	407
			<b>Plurality: 6,018</b>

---



**VOTE FOR STATE REPRESENTATIVES  
NOVEMBER 7, 2006  
ASSEMBLY DISTRICTS**

<i>1st District</i>			
	Republican No Nomination		Democratic Kenneth P. Green
Bloomfield, part of		0	1,707
Hartford, part of		0	<u>2,074</u>
Total		0	3,781
			<b>Plurality: 3,781</b>
<hr/>			
<i>2nd District</i>			
	Republican Phil Gallagher	Democratic Jason W. Bartlett	Independent Phil Gallagher
Bethel, part of	1,740	2,103	164
Danbury, part of	954	1,331	43
Redding, part of	<u>600</u>	<u>678</u>	<u>23</u>
Total	3,294	4,112	230
			<b>Plurality: 588</b>
Total votes for cross-endorsed candidate Phil Gallagher 3,524			
<hr/>			
<i>3rd District</i>			
	Republican No Nomination	Democratic Minnie Gonzalez	Working Families Minnie Gonzalez
Hartford, part of		0	<u>1,668</u>
Total		0	1,668
			<b>Plurality: 1,814</b>
Total votes for cross-endorsed candidate Minnie Gonzalez 1,814			
<hr/>			
<i>4th District</i>			
	Republican No Nomination		Democratic Kelvin Roldan
Hartford, part of		0	<u>1,254</u>
Total		0	1,254
			<b>Plurality: 1,254</b>
<hr/>			
<i>5th District</i>			
	Republican No Nomination	Democratic Marie Lopez Kirkley-Bey	Libertarian Richard Lion
Hartford, part of		0	<u>1,954</u>
Total		0	1,954
			<b>Plurality: 1,877</b>

**VOTE FOR STATE REPRESENTATIVES  
NOVEMBER 7, 2006  
ASSEMBLY DISTRICTS**

<i>6th District</i>	Republican No Nomination	Democratic Art J. Feltman	Working Families Art J. Feltman
Hartford, part of	<u>0</u>	<u>2,410</u>	<u>151</u>
Total	0	2,410	151
			<b>Plurality: 2,561</b>

Total votes for cross-endorsed candidate Art J. Feltman 2,561

<i>7th District</i>	Republican Walter R. Butler	Democratic Douglas McCrory
Hartford, part of	<u>178</u>	<u>2,550</u>
Total	178	2,550
		<b>Plurality: 2,372</b>

<i>8th District</i>	Republican Timothy J. Ackert	Democratic Joan A. Lewis	Working Families Joan A. Lewis
Columbia	774	1,541	47
Coventry	2,023	2,440	178
Vernon, part of	<u>1,061</u>	<u>1,496</u>	<u>117</u>
Total	3,858	5,477	342
			<b>Plurality: 1,961</b>

Total votes for cross-endorsed candidate Joan A. Lewis 5,819

<i>9th District</i>	Republican Daniel Moura	Democratic Christopher R. Stone	Working Families Geronimo Valdez
East Hartford, part of	546	1,803	241
Glastonbury, part of	1,049	2,519	53
Manchester, part of	<u>1,155</u>	<u>2,557</u>	<u>93</u>
Total	2,750	6,879	387
			<b>Plurality: 4,129</b>

<i>10th District</i>	Republican John P. Ryan	Democratic Henry Genga	Working Families Henry Genga
East Hartford, part of	<u>1,243</u>	<u>3,762</u>	<u>82</u>
Total	1243	3,762	82
			<b>Plurality: 2,601</b>

Total votes for cross-endorsed candidate Henry Genga 3,844

**VOTE FOR STATE REPRESENTATIVES  
NOVEMBER 7, 2006  
ASSEMBLY DISTRICTS**

<i>11th District</i>	Republican Susan Pagano-Skowronek	Democratic Michael A. Christ
East Hartford, part of	1,059	3,074
South Windsor, part of	<u>153</u>	<u>309</u>
Total	1,212	3,383
		<b>Plurality: 2,171</b>

---

<i>12th District</i>	Republican Paul J. McNamara	Democratic Ryan P. Barry
Manchester, part of	<u>1,745</u>	<u>5,560</u>
Total	1,745	5,560
		<b>Plurality: 3,815</b>

---

<i>13th District</i>	Republican Susan M. Holmes	Democratic John W. Thompson
Manchester, part of	<u>1,888</u>	<u>3,578</u>
Total	1,888	3,578
		<b>Plurality: 1,690</b>

---

<i>14th District</i>	Republican Bill Aman	Democratic Kathy Hale	Working Families Kathy Hale
South Windsor, part of	<u>5,679</u>	<u>4,140</u>	<u>188</u>
Total	5,679	4,140	188
			<b>Plurality: 1,351</b>

Total votes for cross-endorsed candidate Kathy Hale 4,328

---

<i>15th District</i>	Republican No Nomination	Democratic Faith McMahon	Working Families Mark Bain
Bloomfield, part of	0	4,223	146
Windsor, part of	<u>0</u>	<u>2,659</u>	<u>175</u>
Total	0	6,882	321
			<b>Plurality: 6,561</b>

---

**VOTE FOR STATE REPRESENTATIVES  
NOVEMBER 7, 2006  
ASSEMBLY DISTRICTS**

<i>16th District</i>	Republican Robert Heagney	Democratic Linda Schofield	Working Families Linda Schofield	Petitioning Candidate Robert H. Kalechman
Simsbury	<u>5,356</u>	<u>5,369</u>	<u>167</u>	<u>42</u>
Total	5,356	5,369	167	42
				<b>Plurality: 180</b>

Total votes for cross-endorsed candidate Linda Schofield 5,536

<i>17th District</i>	Republican Kevin D. Witkos	Democratic Vacancy in Nomination
Avon, part of	4,320	0
Canton	<u>3,002</u>	<u>0</u>
Total	7,322	0
		<b>Plurality: 7,322</b>

<i>18th District</i>	Republican Judy Aron	Democratic Andrew M. Fleischmann
West Hartford, part of	<u>2,186</u>	<u>6,371</u>
Total	2,186	6,371
		<b>Plurality: 4,185</b>

<i>19th District</i>	Republican Barbara Carpenter	Democratic Beth Bye
Avon, part of	672	714
Farmington, part of	458	391
West Hartford, part of	<u>3,405</u>	<u>5,009</u>
Total	4,535	6,114
		<b>Plurality: 1,579</b>

<i>20th District</i>	Republican Vacancy in Nomination	Democratic David McCluskey
West Hartford, part of	<u>0</u>	<u>5,455</u>
Total	0	5,455
		<b>Plurality: 5,455</b>

**VOTE FOR STATE REPRESENTATIVES  
NOVEMBER 7, 2006  
ASSEMBLY DISTRICTS**

<i>21st District</i>		Republican Bill Mastrogiovanni	Democratic Demetrios Giannaros	
Farmington, part of		<u>2,735</u>	<u>6,624</u>	
Total		2,735	6,624	
<b>Plurality: 3,889</b>				
<i>22nd District</i>		Republican No Nomination	Democratic Elizabeth "Betty" Boukus	Petitioning Candidate James N. Katsinis
Bristol, part of		0	283	14
New Britain, part of		0	594	19
Plainville		<u>0</u>	<u>4,562</u>	<u>226</u>
Total		0	5,439	259
<b>Plurality: 5,180</b>				
<i>23rd District</i>		Republican Marilyn Giuliano	Democratic Vacancy in Nomination	Working Families Robert H. Reemsnyder
Lyme		653	0	83
Old Lyme		2,398	0	575
Old Saybrook		2,939	0	197
Westbrook, part of		<u>817</u>	<u>0</u>	<u>150</u>
Total		6,807	0	1,005
<b>Plurality: 5,802</b>				
<i>24th District</i>		Republican Alphonse Wright	Democratic Tim O'Brien	Concerned Citizens Stanley J. Wosczyzna
New Britain, part of		811	3,030	151
Newington, part of		<u>245</u>	<u>737</u>	<u>41</u>
Total		1,056	3,767	192
<b>Plurality: 2,711</b>				
<i>25th District</i>		Republican Nicholas Paonessa	Democratic John C. Geragosian	
New Britain, part of			<u>2,030</u>	
Total		569	2,030	
<b>Plurality: 1,461</b>				

**VOTE FOR STATE REPRESENTATIVES  
NOVEMBER 7, 2006  
ASSEMBLY DISTRICTS**

<i>26th District</i>			
	Republican Emanuele Mangiafico	Democratic Peter Tercyak	
New Britain, part of	<u>857</u>		<u>3,425</u>
Total	857		3,425
			<b>Plurality: 2,568</b>
<hr/>			
<i>27th District</i>			
	Republican No Nomination	Democratic Sandy Nafis	Working Families Sandy Nafis
Newington, part of	<u>0</u>	<u>7,689</u>	<u>532</u>
Total	0	7,689	532
			<b>Plurality: 8,221</b>
Total votes for cross-endorsed candidate Sandy Nafis 8,221			
<hr/>			
<i>28th District</i>			
	Republican Donna H. Hemmann	Democratic Russell A. Morin	
Wethersfield, part of		<u>3,904</u>	<u>5,813</u>
Total		3,904	5,813
			<b>Plurality: 1,909</b>
<hr/>			
<i>29th District</i>			
	Republican Vacancy in Nomination	Democratic Antonio "Tony" Guerrera	Working Families Brandi Marie Vigue
Newington, part of	0	856	83
Rocky Hill	0	5,262	277
Wethersfield, part of	<u>0</u>	<u>855</u>	<u>114</u>
Total	0	6,973	474
			<b>Plurality: 6,499</b>
<hr/>			
<i>30th District</i>			
	Republican Edward S. Pocock III	Democratic Joe Aresimowicz	Working Families Joe Aresimowicz
Berlin, part of	1,340	2,955	245
Southington, part of	<u>2,148</u>	<u>2,496</u>	<u>66</u>
Total	3,488	5,451	311
			<b>Plurality: 2,274</b>
Total votes for cross-endorsed candidate Joe Aresimowicz 5,762			
<hr/>			

**VOTE FOR STATE REPRESENTATIVES  
NOVEMBER 7, 2006  
ASSEMBLY DISTRICTS**

<i>31st District</i>			
	Republican Susan Karp		Democratic Thomas J. Kehoe
Glastonbury, part of		<u>5,249</u>	<u>5,315</u>
Total		5,249	5,315
<b>Plurality: 66</b>			
<hr/>			
<i>32nd District</i>			
	Republican Stanley A. Terry, Jr.		Democratic Jim O'Rourke
Cromwell		1,814	3,470
Middletown, part of		45	216
Portland		<u>1,056</u>	<u>2,832</u>
Total		2,915	6,518
<b>Plurality: 3,603</b>			
<hr/>			
<i>33rd District</i>			
	Republican Ryan Kennedy	Democratic Joseph C. Serra	Working Families Joseph C. Serra
Middletown, part of	<u>2,050</u>	<u>4,170</u>	<u>276</u>
Total	2,050	4,170	276
<b>Plurality: 2,396</b>			
Total votes for cross-endorsed candidate Joseph C. Serra 4,446			
<hr/>			
<i>34th District</i>			
	Republican Bill Devine		Democratic Gail K. Hamm
East Hampton		2,954	2,163
Middletown, part of		<u>903</u>	<u>1,781</u>
Total		3,857	3,944
<b>Plurality: 87</b>			
<hr/>			
<i>35th District</i>			
	Republican Darlene Jones		Democratic Brian J. O'Connor
Clinton		1,372	3,358
Killingworth		929	1,693
Westbrook, part of		<u>367</u>	<u>1,166</u>
Total		2,668	6,217
<b>Plurality: 3,549</b>			
<hr/>			

**VOTE FOR STATE REPRESENTATIVES  
NOVEMBER 7, 2006  
ASSEMBLY DISTRICTS**

<i>36th District</i>		Republican Neil C. Nichols	Democratic James Field Spallone	
Chester		453	1,164	
Deep River		499	1,416	
Essex		1,214	1,963	
Haddam		<u>1,234</u>	<u>2,039</u>	
Total		3,400	6,582	
			<b>Plurality: 3,182</b>	
<i>37th District</i>		Republican Paul M. Formica	Democratic Ed Jutila	
East Lyme		3,332	4,193	
Salem		<u>740</u>	<u>929</u>	
Total		4,072	5,122	
			<b>Plurality: 1,050</b>	
<i>38th District</i>		Republican G. Brian Vachris	Democratic Elizabeth B. Ritter	
Montville, part of		480	871	
Waterford		<u>2,291</u>	<u>5,208</u>	
Total		2,771	6,079	
			<b>Plurality: 3,308</b>	
<i>39th District</i>		Republican Jason Catala	Democratic Ernest Hewett	Working Families Ernest Hewett
New London, part of		<u>1,081</u>	<u>2,431</u>	<u>200</u>
Total		1,081	2,431	200
				<b>Plurality: 1,550</b>
Total votes for cross-endorsed candidate Ernest Hewett 2,631				
<i>40th District</i>		Republican No Nomination	Democratic Edward E. Moukawsher	
Groton, part of		0	2,329	
New London, part of		<u>0</u>	<u>1,013</u>	
Total		0	3,342	
				<b>Plurality: 3,342</b>



**VOTE FOR STATE REPRESENTATIVES  
NOVEMBER 7, 2006  
ASSEMBLY DISTRICTS**

<i>41st District</i>			
	Republican		Democratic
	Heather Sherman Bond		Elissa T. Wright
Groton, part of	<u>3,060</u>		<u>3,379</u>
Total	3,060		3,379
<b>Plurality: 319</b>			
<hr/>			
<i>42nd District</i>			
	Republican		Democratic
	No Nomination		Tom Reynolds
Ledyard		0	3,558
Montville, part of		0	760
Preston		<u>0</u>	<u>1,266</u>
Total		0	5,584
<b>Plurality: 5,584</b>			
<hr/>			
<i>43rd District</i>			
	Republican		Democratic
	Diana S. Urban		No Nomination
North Stonington		1,444	0
Stonington		<u>4,737</u>	<u>0</u>
Total		6,181	0
<b>Plurality: 6,181</b>			
<hr/>			
<i>44th District</i>			
	Republican		Democratic
	Michael Caron		Donald F. Gladding
Killingly, part of		1,721	978
Plainfield, part of		1,707	859
Sterling		<u>554</u>	<u>339</u>
Total		3,982	2,176
<b>Plurality: 1,806</b>			
<hr/>			
<i>45th District</i>			
	Republican	Democratic	Working Families
	Bob LaChapelle	Steven T. Mikutel	Steven T. Mikutel
Griswold	609	2,483	213
Lisbon	318	1,014	80
Plainfield, part of	299	1,097	0
Voluntown	<u>154</u>	<u>660</u>	<u>36</u>
Total	1,380	5,254	329
<b>Plurality: 4,203</b>			
<hr/>			
Total votes for cross-endorsed candidate Steven T. Mikutel 5,583			
<hr/>			

**VOTE FOR STATE REPRESENTATIVES  
NOVEMBER 7, 2006  
ASSEMBLY DISTRICTS**

<i>46th District</i>	Republican No Nomination	Democratic Melissa Olson
Norwich, part of	<u>0</u>	<u>3,868</u>
Total	0	3,868
<b>Plurality: 3,868</b>		

<i>47th District</i>	Republican John D. Crooks	Democratic Jack Malone
Canterbury	786	1,084
Norwich, part of	1,376	2,261
Scotland	219	388
Sprague	<u>435</u>	<u>583</u>
Total	2,816	4,316
<b>Plurality: 1,500</b>		

<i>48th District</i>	Republican Vacancy in Nomination	Democratic Linda A. Orange
Colchester	0	4,107
East Haddam	<u>0</u>	<u>2,669</u>
Total	0	6,776
<b>Plurality: 6,776</b>		

<i>49th District</i>	Republican Daniel M. Lein	Democratic Walter M. Pawelkiewicz	Concerned Citizens Robert D. Gorgoglione	Working Families Walter M. Pawelkiewicz	Petitioning Candidate Matthew A. Piolunek
Windham	<u>2,074</u>	<u>2,959</u>	<u>77</u>	<u>233</u>	<u>100</u>
Total	2,074	2,959	77	233	100
<b>Plurality: 1,118</b>					

Total votes for cross-endorsed candidate Walter M. Pawelkiewicz 3,192

<i>50th District</i>	Republican Mike Alberts	Democratic Sherri Vogt
Brooklyn	1,011	1,473
Eastford	428	274
Hampton	400	401
Pomfret	854	793
Woodstock	<u>1,752</u>	<u>1,277</u>
Total	4,445	4,218
<b>Plurality: 227</b>		

**VOTE FOR STATE REPRESENTATIVES  
NOVEMBER 7, 2006  
ASSEMBLY DISTRICTS**

<i>51st District</i>	Republican No Nomination	Democratic Shawn T. Johnston
Killingly, part of	0	1,145
Putnam	0	1,889
Thompson	<u>0</u>	<u>2,183</u>
Total	0	5,217
		<b>Plurality: 5,217</b>

<i>52nd District</i>	Republican Penny Bacchiochi	Christian Center Party John M. Traceski
Somers	2,678	187
Stafford	3,205	229
Union	<u>314</u>	<u>13</u>
Total	6,197	429
		<b>Plurality: 5,768</b>

<i>53rd District</i>	Republican April C. Teveris	Democratic Bryan Hurlburt	Working Families Bryan Hurlburt
Ashford	641	1,022	69
Tolland	2,750	3,178	257
Willington	<u>896</u>	<u>1,158</u>	<u>64</u>
Total	4,287	5,358	390
			<b>Plurality: 1,461</b>
Total votes for cross-endorsed candidate Bryan Hurlburt 5,748			

<i>54th District</i>	Democratic Denise Merrill	Working Families Denise Merrill
Chaplin	502	39
Mansfield	<u>5,090</u>	<u>285</u>
Total	5,592	324
		<b>Plurality: 5,914</b>
Total votes for cross-endorsed candidate Denise Merrill 5,916		
2 Votes for Registered Write-in Candidate James Sargent		

**VOTE FOR STATE REPRESENTATIVES  
NOVEMBER 7, 2006  
ASSEMBLY DISTRICTS**

<i>55th District</i>	Republican Pamela Z. Sawyer	Democratic Mark Stuart	Working Families Mark Stuart
Andover	967	454	13
Bolton	1,682	689	30
Hebron	2,319	1,408	46
Marlborough	<u>1,732</u>	<u>987</u>	<u>23</u>
Total	6,700	3,538	112
			<b>Plurality: 3,050</b>

Total votes for cross-endorsed candidate Mark Stuart 3,650

<i>56th District</i>	Republican Bill F. Campbell	Democratic Claire L. Janowski
Vernon, part of		<u>5,372</u>
Total		5,372
		<b>Plurality: 3,745</b>

<i>57th District</i>	Democratic Ted Graziani	Working Families Ted Graziani	Petitioning Candidate Christopher Burke Kennedy
East Windsor	2,179	151	190
Ellington	<u>3,389</u>	<u>253</u>	<u>272</u>
Total	5,568	404	462
			<b>Plurality: 5,510</b>

Total votes for cross-endorsed candidate Ted Graziani 5,972

<i>58th District</i>	Republican Susan Lavelli-Hozempa	Democratic Kathleen M. Tallarita
Enfield, part of		<u>4,317</u>
Total		4,317
		<b>Plurality: 2,224</b>

<i>59th District</i>	Republican Charles E. Woods	Democratic Karen Jarmoc	Working Families Richard George Sweet
Enfield, part of	<u>2,177</u>	<u>4,682</u>	<u>87</u>
Total	2,177	4,682	87
			<b>Plurality: 2,505</b>

**VOTE FOR STATE REPRESENTATIVES  
NOVEMBER 7, 2006  
ASSEMBLY DISTRICTS**

<i>60th District</i>	Democratic Peggy Sayers	Petitioning Candidate Michael E. Royston
Windsor, part of	2,326	167
Windsor Locks	<u>2,432</u>	<u>972</u>
Total	4,758	1,139
<b>Plurality: 3,619</b>		

<i>61st District</i>	Republican Ruth Fahrback	Democratic Derek E. Donnelly	Working Families Derek E. Donnelly
East Granby, part of	101	106	4
Suffield	2,687	2,337	116
Windsor, part of	<u>1,485</u>	<u>1,429</u>	<u>52</u>
Total	4,273	3,872	172
<b>Plurality: 229</b>			

Total votes for cross-endorsed candidate Derek E. Donnelly 4,044

<i>62nd District</i>	Republican Richard F. Ferrari	Democratic No Nomination	Working Families Adam Martinez
Barkhamsted, part of	308	0	34
East Granby, part of	1,183	0	82
Granby	2,955	0	239
New Hartford	<u>1,636</u>	<u>0</u>	<u>144</u>
Total	6,082	0	499
<b>Plurality: 5,583</b>			

<i>63rd District</i>	Republican Juliana H. Simone	Democratic George M. Wilber	Working Families George M. Wilber
Barkhamsted, part of	381	660	56
Canaan	95	359	12
Colebrook	124	517	41
Hartland	406	431	22
Norfolk	165	591	15
North Canaan	259	716	45
Winchester	<u>936</u>	<u>2,282</u>	<u>155</u>
Total	2,366	5,556	346
<b>Plurality: 3,536</b>			

Total votes for cross-endorsed candidate George M. Wilber 5,902

**VOTE FOR STATE REPRESENTATIVES  
NOVEMBER 7, 2006  
ASSEMBLY DISTRICTS**

<i>64th District</i>	Republican Nancy Sieller	Democratic Roberta B. Willis
Cornwall	135	621
Goshen	529	782
Salisbury	334	1,550
Sharon	311	944
Torrington, part of	<u>1,845</u>	<u>2,706</u>
Total	3,154	6,603
		<b>Plurality: 3,449</b>

<i>65th District</i>	Republican Anne L. Ruwet	Democratic Paul E. Cavagnero
Torrington, part of	<u>3,245</u>	<u>3,183</u>
Total	3,245	3,183
		<b>Plurality: 62</b>

<i>66th District</i>	Republican Craig A. Miner	Democratic Vacancy in Nomination	Concerned Citizens Richard S. Schuley	Working Families Dennis B. O'Neil
Bethlehem	1,029	0	123	229
Litchfield, part of	2,237	0	155	271
Morris	663	0	30	34
Warren	385	0	15	32
Woodbury, part of	<u>2,190</u>	<u>0</u>	<u>84</u>	<u>204</u>
Total	6,504	0	407	770
				<b>Plurality: 5,734</b>

<i>67th District</i>	Republican Clark J. Chapin	Democratic No Nomination
New Milford, part of	<u>4,911</u>	<u>0</u>
Total	4,911	0
		<b>Plurality: 4,911</b>

**VOTE FOR STATE REPRESENTATIVES  
NOVEMBER 7, 2006  
ASSEMBLY DISTRICTS**

<i>68th District</i>	Republican Sean Williams	Democratic No Nomination
Watertown	5,697	0
Woodbury, part of	<u>224</u>	<u>0</u>
Total	5,921	0
<b>Plurality: 5,921</b>		

<i>69th District</i>	Republican Arthur J. O'Neill	Democratic No Nomination
Bridgewater	567	0
Roxbury	661	0
Southbury, part of	4,302	0
Washington	<u>897</u>	<u>0</u>
Total	6,427	0
<b>Plurality: 6,427</b>		

<i>70th District</i>	Republican Kevin M. DelGobbo	Democratic Mary Lynch Sullivan	Working Families Mary Lynch Sullivan	Independent Nancy Celetano
Naugatuck, part of	<u>4,281</u>	<u>1,331</u>	<u>111</u>	<u>66</u>
Total	4,281	1,331	111	66
<b>Plurality: 2,839</b>				

Total votes for cross-endorsed candidate Mary Lynch Sullivan 1,442

<i>71st District</i>	Republican Anthony J. D'Amelio	Independent Arthur J. Denze
Middlebury	1,838	368
Waterbury, part of	<u>2,835</u>	<u>817</u>
Total	4,673	1,185
<b>Plurality: 3,488</b>		

**VOTE FOR STATE REPRESENTATIVES  
NOVEMBER 7, 2006  
ASSEMBLY DISTRICTS**

<i>72nd District</i>	Republican Rodney W. Parker	Democratic Larry B. Butler	Working Families Larry B. Butler	Independent Joseph W. Perugini, Jr.	Petitioning Candidate Richard J. Cam
Waterbury, part of	<u>651</u>	<u>1,613</u>	<u>190</u>	<u>346</u>	<u>63</u>
Total	651	1,613	190	346	63
					<b>Plurality: 1,152</b>

Total votes for cross-endorsed candidate Larry B. Butler 1,803

<i>73rd District</i>	Republican Vacancy in Nomination	Democratic Jeffrey J. Berger	Working Families Blair F. Bertaccini	Independent Blair F. Bertaccini
Waterbury, part of	<u>0</u>	<u>3,499</u>	<u>320</u>	<u>283</u>
Total	0	3,499	320	283
				<b>Plurality: 2,896</b>

Total votes for cross-endorsed candidate Blair F. Bertaccini 603

<i>74th District</i>	Republican Selim G. Noujaim	Independent Judith A. Walters
Waterbury, part of	<u>3,675</u>	<u>238</u>
Total	3,675	238
		<b>Plurality: 3,437</b>

<i>75th District</i>	Republican Lisa Velez	Democratic David Aldarondo	Concerned Citizens Justin Ruggiers	Working Families Joshua M. Angelus	Independent Lisa Velez
Waterbury, part of	<u>736</u>	<u>1,349</u>	<u>33</u>	<u>45</u>	<u>158</u>
Total	736	1,349	33	45	158
					<b>Plurality: 455</b>

Total votes for cross-endorsed candidate Lisa Velez 894



**VOTE FOR STATE REPRESENTATIVES  
NOVEMBER 7, 2006  
ASSEMBLY DISTRICTS**

<i>76th District</i>		Republican John Piscopo	Democratic Vacancy in Nomination	Working Families Peter John Brazaitis IV
Burlington	2,112	0	224	
Harwinton	1,514	0	184	
Litchfield, part of	426	0	72	
Thomaston	<u>1,866</u>	<u>0</u>	<u>226</u>	
Total	5,918	0	706	
<b>Plurality: 5,212</b>				
<i>77th District</i>		Republican Ron Burns	Democratic Roger B. Michele	
Bristol, part of	<u>3,897</u>	<u>3,752</u>		
Total	3,897	3,752		
<b>Plurality: 145</b>				
<i>78th District</i>		Republican William A. Hamzy	Democratic No Nomination	Working Families James Vono
Bristol, part of	2,088	0	151	
Plymouth	<u>2,492</u>	<u>0</u>	<u>203</u>	
Total	4,580	0	354	
<b>Plurality: 4,226</b>				
<i>79th District</i>		Republican Henry J. Raymond III	Democratic Frank N. Nicastro, Sr.	
Bristol, part of		<u>1,902</u>	<u>3,980</u>	
Total		1,902	3,980	
<b>Plurality: 2,078</b>				
<i>80th District</i>		Republican Samuel Zotto	Democratic John "Corky" Mazurek	Concerned Citizens Rosa R. Rodriguez
Southington, part of	858	1,941	68	
Wolcott	<u>1,871</u>	<u>3,991</u>	<u>143</u>	
Total	2,729	5,932	211	
<b>Plurality: 3,203</b>				

**VOTE FOR STATE REPRESENTATIVES  
NOVEMBER 7, 2006  
ASSEMBLY DISTRICTS**

<i>81st District</i>				
	Republican Richard M. Cianci, Jr.	Democratic Bruce "Zeke" Zalaski	Concerned Citizens Nicholas V. Piccolo	
Southington, part of	<u>2,496</u>	<u>5,844</u>	<u>227</u>	
Total	2,496	5,844	227	
<b>Plurality: 3,348</b>				
<hr/>				
<i>82nd District</i>				
	Republican Mark R. Mnich	Democratic Emil "Buddy" Altobello	Libertarian Arlene J. Dunlop	Working Families Gregory Castro
Meriden, part of	<u>1,216</u>	<u>4,746</u>	<u>492</u>	<u>155</u>
Total	1,216	4,746	492	155
<b>Plurality: 3,530</b>				
<hr/>				
<i>83rd District</i>				
	Republican David J. Martin	Democratic Catherine Abercrombie		
Berlin, part of		875	1,857	
Meriden, part of		<u>1,168</u>	<u>3,104</u>	
Total		2,043	4,961	
<b>Plurality: 2,918</b>				
<hr/>				
<i>84th District</i>				
	Republican No Nomination	Democratic Christopher G. Donovan		
Meriden, part of		<u>0</u>	<u>2,622</u>	
Total		0	2,622	
<b>Plurality: 2,622</b>				
<hr/>				
<i>85th District</i>				
	Democratic Mary M. Mushinsky	Working Families Mary M. Mushinsky	Petitioning Candidate Javier Salabarría	
Wallingford, part of	<u>5,015</u>	<u>481</u>	<u>347</u>	
Total	5,015	481	347	
<b>Plurality: 5,149</b>				
Total votes for cross-endorsed candidate Mary M. Mushinsky 5,496				

**VOTE FOR STATE REPRESENTATIVES  
NOVEMBER 7, 2006  
ASSEMBLY DISTRICTS**

<i>86th District</i>	Republican Vincent J. Candelora	Democratic Ashley Clow Joiner
East Haven, part of	665	800
North Branford	2,704	2,411
Wallingford, part of	<u>402</u>	<u>436</u>
Total	3,771	3,647
		<b>Plurality: 124</b>

<i>87th District</i>	Republican Laurie-Jean Hannon	Democratic Steve Fontana
North Haven	<u>2,989</u>	<u>6,183</u>
Total	2,989	6,183
		<b>Plurality: 3,194</b>

<i>88th District</i>	Republican Vacancy in Nomination	Democratic Brendan Sharkey	Working Families Brendan Sharkey
Hamden, part of	0	<u>4,485</u>	<u>242</u>
Total	0	4,485	242
			<b>Plurality: 4,727</b>

Total votes for cross-endorsed candidate Brendan Sharkey 4,727

<i>89th District</i>	Republican Tim White	Democratic Vickie Orsini Nardello
Bethany	1,052	1,389
Cheshire, part of	1,711	1,840
Prospect	<u>1,511</u>	<u>1,978</u>
Total	4,274	5,207
		<b>Plurality: 933</b>

<i>90th District</i>	Republican Elizabeth A. Abbate	Democratic Mary G. Fritz
Cheshire, part of	992	1,663
Wallingford, part of	<u>1,233</u>	<u>3,250</u>
Total	2,225	4,913
		<b>Plurality: 2,688</b>

**VOTE FOR STATE REPRESENTATIVES  
NOVEMBER 7, 2006  
ASSEMBLY DISTRICTS**

<i>91st District</i>			
	Republican No Nomination		Democratic Peter F. Villano
Hamden, part of		<u>0</u>	4,884
Total		0	4,884
<b>Plurality: 4,884</b>			
<hr/>			
<i>92nd District</i>			
	Republican Richard Elser	Democratic Patricia A. Dillon	Working Families Patricia A. Dillon
New Haven, part of	<u>472</u>	<u>4,007</u>	<u>245</u>
Total	472	4,007	245
<b>Plurality: 3,780</b>			
Total votes for cross-endorsed candidate Patricia A. Dillon 4,252			
<hr/>			
<i>93rd District</i>			
	Republican No Nomination		Democratic Toni E. Walker
New Haven, part of		<u>0</u>	2,514
Total		0	2,514
<b>Plurality: 2,514</b>			
<hr/>			
<i>94th District</i>			
	Republican No Nomination		Democratic William R. Dyson
New Haven, part of		<u>0</u>	3,540
Total		0	3,540
<b>Plurality: 3,540</b>			
<hr/>			
<i>95th District</i>			
	Republican No Nomination		Democratic Juan Candelaria
New Haven, part of		<u>0</u>	2,057
Total		0	2,057
<b>Plurality: 2,057</b>			
<hr/>			
<i>96th District</i>			
	Republican No Nomination		Democratic Cameron C. Staples
Hamden, part of		0	2,333
New Haven, part of		<u>0</u>	<u>2,803</u>
Total		0	5,136
<b>Plurality: 5,136</b>			

**VOTE FOR STATE REPRESENTATIVES  
NOVEMBER 7, 2006  
ASSEMBLY DISTRICTS**

<i>97th District</i>		Republican John Cirello	Democratic Robert W. Megna	
New Haven, part of		<u>1,048</u>	<u>2,889</u>	
Total		1,048	2,889	
<b>Plurality: 1,841</b>				
<i>98th District</i>		Republican No Nomination	Democratic Patricia M. Widlitz	
Branford, part of		0	1,770	
Guilford, part of		<u>0</u>	<u>5,421</u>	
Total		0	7,191	
<b>Plurality: 7,191</b>				
<i>99th District</i>		Republican Daniel J. McCann	Democratic Mike Lawlor	Working Families Mike Lawlor
East Haven, part of		<u>2,371</u>	<u>3,508</u>	<u>570</u>
Total		2,371	3,508	570
<b>Plurality: 1,707</b>				
Total votes for cross-endorsed candidate Mike Lawlor 4,078				
<i>100th District</i>		Republican Raymond C. Kalinowski	Democratic Hope P. Kasper	
Durham		2,322	898	
Middlefield		1,303	652	
Middletown, part of		<u>1,891</u>	<u>2,124</u>	
Total		5,516	3,674	
<b>Plurality: 1,842</b>				
<i>101st District</i>		Republican Noreen Kokoruda	Democratic Deb Heinrich	
Guilford, part of		722	1,313	
Madison		<u>3,256</u>	<u>4,606</u>	
Total		3,978	5,919	
<b>Plurality: 1,941</b>				
<i>102nd District</i>		Republican Peter L. Black	Democratic Peter J. Panaroni, Jr.	
Branford, part of		<u>2,852</u>	<u>5,005</u>	
Total		2,852	5,005	
<b>Plurality: 2,153</b>				

**VOTE FOR STATE REPRESENTATIVES  
NOVEMBER 7, 2006  
ASSEMBLY DISTRICTS**

---

<i>103rd District</i>	Republican Al Adinolfi	Democratic Dr. Phil Brewer	Working Families Jessica N. Heman
Cheshire, part of	2,896	1,879	72
Hamden, part of	1,159	793	33
Wallingford, part of	<u>1,190</u>	<u>681</u>	<u>44</u>
Total	5,245	3,353	149
<b>Plurality: 1,892</b>			

---

<i>104th District</i>	Republican J.R. Romano	Democratic Linda Menna Gentile
Ansonia, part of	1,782	2,652
Derby, part of	<u>757</u>	<u>663</u>
Total	2,539	3,315
<b>Plurality: 776</b>		

---

<i>105th District</i>	Republican Len Greene	Democratic No Nomination
Ansonia, part of	167	0
Beacon Falls	1,400	0
Seymour	<u>3,198</u>	<u>0</u>
Total	4,765	0
<b>Plurality: 4,765</b>		

---

<i>106th District</i>	Republican Julia B. Wasserman	Democratic No Nomination	Working Families Stacey W. Zimmerman	Independent Julia B. Wasserman
Newtown, part of	<u>5,831</u>	<u>0</u>	<u>974</u>	<u>921</u>
Total	5,831	0	974	921
<b>Plurality: 5,778</b>				

Total votes for cross-endorsed candidate Julia B. Wasserman 6,752

---

<i>107th District</i>	Republican David A. Scribner	Independent David A. Scribner
Bethel, part of	1,425	179
Brookfield	<u>4,175</u>	<u>268</u>
Total	5,600	447
<b>Plurality: 6,047</b>		

Total votes for cross-endorsed candidate David A. Scribner 6,047

---

**VOTE FOR STATE REPRESENTATIVES  
NOVEMBER 7, 2006  
ASSEMBLY DISTRICTS**

<i>108th District</i>	Republican Mary Ann Carson	Democratic No Nomination
Kent	754	0
New Fairfield, part of	3,160	0
New Milford, part of	835	0
Sherman	<u>1,055</u>	<u>0</u>
Total	5,804	0
		<b>Plurality: 5,804</b>

<i>109th District</i>	Republican Gregg William Seabury	Democratic Joseph Taborsak	Independent Gregg William Seabury
Danbury, part of	<u>1,979</u>	<u>2,948</u>	<u>135</u>
Total	1,979	2,948	135
		<b>Plurality: 834</b>	

Total votes for cross-endorsed candidate Gregg William Seabury 2,114

<i>110th District</i>	Republican Pauline Repko Basso	Democratic Bob Godfrey
Danbury, part of	758	<u>1,505</u>
Total	758	1,505
		<b>Plurality: 747</b>

<i>111th District</i>	Republican John H. Frey	Democratic No Nomination
Ridgefield	<u>6,695</u>	<u>0</u>
Total	6,695	0
		<b>Plurality: 6,695</b>

<i>112th District</i>	Republican Debralee Hovey	Democratic No Nomination
Monroe	5,563	0
Newtown, part of	<u>815</u>	<u>0</u>
Total	6,378	0
		<b>Plurality: 6,378</b>

**VOTE FOR STATE REPRESENTATIVES  
NOVEMBER 7, 2006  
ASSEMBLY DISTRICTS**

<i>113th District</i>	Republican Richard O. Belden	Democratic No Nomination	Working Families William A. McGuire
Shelton, part of	<u>4,780</u>	<u>0</u>	<u>543</u>
Total	4,780	0	543
			<b>Plurality: 4,237</b>

<i>114th District</i>	Republican Themis Klarides	Democratic Suzanne Mizzoni
Derby, part of		1,413
Orange, part of		2,279
Woodbridge		<u>2,453</u>
Total		6,145
		<u>569</u>
		<u>955</u>
		<u>1,520</u>
		3,044
		<b>Plurality: 3,101</b>

<i>115th District</i>	Republican Michael Erickson	Democratic Stephen Dargan	Working Families Stephen Dargan
West Haven, part of	<u>1,277</u>	<u>3,939</u>	<u>430</u>
Total	1,277	3,939	430
			<b>Plurality: 3,092</b>

Total votes for cross-endorsed candidate Stephen Dargan 4,369

<i>116th District</i>	Republican Peter A. Sotere	Democratic Louis P. Esposito, Jr.	Working Families Louis P. Esposito, Jr.	Petitioning Candidate Aaron M. Haley
West Haven, part of	<u>580</u>	<u>2,752</u>	<u>290</u>	<u>340</u>
Total	580	2,752	290	340
				<b>Plurality: 2,462</b>

Total votes for cross-endorsed candidate Louis P. Esposito, Jr. 3,042

<i>117th District</i>	Republican Laurence P. Czajkowski	Democratic Paul Davis
Milford, part of		1,253
Orange, part of		1,072
West Haven, part of		<u>1,014</u>
Total		3,339
		<u>1,557</u>
		<u>1,704</u>
		<u>2,043</u>
		5,304
		<b>Plurality: 1,965</b>



**VOTE FOR STATE REPRESENTATIVES  
NOVEMBER 7, 2006  
ASSEMBLY DISTRICTS**

<i>118th District</i>	Republican No Nomination	Democratic James A. Amann
Milford, part of	<u>0</u>	<u>5,613</u>
Total	0	5,613
<b>Plurality: 5,613</b>		

<i>119th District</i>	Republican Kevin G. Liddy	Democratic Richard F. Roy
Milford, part of	<u>2,278</u>	<u>5,689</u>
Total	2,278	5,689
<b>Plurality: 3,411</b>		

<i>120th District</i>	Republican John A. Harkins	Democratic David Mooney
Stratford, part of	<u>3,942</u>	<u>3,357</u>
Total	3,942	3,357
<b>Plurality: 585</b>		

<i>121st District</i>	Republican Richard T. Rhatigan	Democratic Terry Backer
Stratford, part of	<u>1,121</u>	<u>3,623</u>
Total	1,121	3,623
<b>Plurality: 2,502</b>		

2 Votes for Registered Write-in Candidate Thomas M. Carroll, Jr.

<i>122nd District</i>	Republican Lawrence G. Miller	Democratic No Nomination
Shelton, part of	3,671	0
Stratford, part of	<u>1,637</u>	<u>0</u>
Total	5,308	0
<b>Plurality: 5,308</b>		

<i>123rd District</i>	Republican T.R. Rowe	Democratic Cheryl Bochet	Working Families Cheryl Bochet
Trumbull, part of	<u>5,735</u>	<u>3,349</u>	<u>91</u>
Total	5,735	3,349	91
<b>Plurality: 2,295</b>			

Total votes for cross-endorsed candidate Cheryl Bochet 3,440

**VOTE FOR STATE REPRESENTATIVES  
NOVEMBER 7, 2006  
ASSEMBLY DISTRICTS**

<i>124th District</i>	Republican Vallorie L. Clark	Democratic Charles (Don) Clemons, Jr.	Working Families Charles (Don) Clemons, Jr.
Bridgeport, part of	<u>329</u>	<u>2,303</u>	<u>142</u>
Total	329	2,303	142

**Plurality: 2,116**

Total votes for cross-endorsed candidate Charles (Don) Clemons, Jr. 2,445

<i>125th District</i>	Republican John W. Hetherington	Democratic No Nomination
New Canaan, part of		4,894
Wilton, part of		<u>1,291</u>
Total		6,185

**Plurality: 6,185**

<i>126th District</i>	Republican Linda A. Grace	Democratic Christopher L. Caruso	Working Families Christopher L. Caruso
Bridgeport, part of	<u>679</u>	<u>3,489</u>	<u>208</u>
Total	679	3,489	208

**Plurality: 3,018**

Total votes for cross-endorsed candidate Christopher L. Caruso 3,697

<i>127th District</i>	Republican Vacancy in Nomination	Democratic John F. Hennessy	Working Families John F. Hennessy
Bridgeport, part of	<u>0</u>	<u>3,077</u>	<u>201</u>
Total	0	3,077	201

**Plurality: 3,278**

Total votes for cross-endorsed candidate John F. Hennessy 3,278

<i>128th District</i>	Republican Ramona Marquez	Democratic Andres Ayala, Jr.	Working Families Andres Ayala, Jr.
Bridgeport, part of	<u>156</u>	<u>1,293</u>	<u>57</u>
Total	156	1,293	57

**Plurality: 1,194**

Total votes for cross-endorsed candidate Andres Ayala, Jr. 1,350

**VOTE FOR STATE REPRESENTATIVES  
NOVEMBER 7, 2006  
ASSEMBLY DISTRICTS**

<i>129th District</i>	Republican Vacancy in Nomination	Democratic Robert T. Keeley, Jr.	Working Families Robert T. Keeley, Jr.
Bridgeport, part of	<u>0</u>	<u>2,510</u>	<u>185</u>
Total	0	2,510	185
			<b>Plurality: 2,695</b>
Total votes for cross-endorsed candidate Robert T. Keeley, Jr. 2,695			

<i>130th District</i>	Republican Elizabeth Deshotel	Democratic Felipe Reinoso	Working Families Felipe Reinoso
Bridgeport, part of	<u>256</u>	<u>1,632</u>	<u>98</u>
Total	256	1,632	98
			<b>Plurality: 1,474</b>
Total votes for cross-endorsed candidate Felipe Reinoso 1,730			

<i>131st District</i>	Republican David K. Labriola	Democratic No Nomination	Working Families Vincent J. Murolo
Naugatuck, part of	1,530	0	117
Oxford	2,884	0	311
Southbury, part of	<u>1,043</u>	<u>0</u>	<u>123</u>
Total	5,457	0	551
			<b>Plurality: 4,906</b>
3 Votes for Registered Write-in Candidate John M. Joy			

<i>132nd District</i>	Republican Chris DeSanctis	Democratic Thomas J. Drew	Working Families Thomas J. Drew
Fairfield, part of	<u>3,293</u>	<u>4,862</u>	<u>229</u>
Total	3,293	4,862	229
			<b>Plurality: 1,798</b>
Total votes for cross-endorsed candidate Thomas J. Drew 5,091			

<i>133rd District</i>	Republican Cathy C. Tymniak	Democratic Kim Fawcett
Fairfield, part of		3,708
Westport, part of		<u>430</u>
Total		4,138
		<b>Plurality: 482</b>

**VOTE FOR STATE REPRESENTATIVES  
NOVEMBER 7, 2006  
ASSEMBLY DISTRICTS**

<i>134th District</i>		Republican John "Jack" Stone	Democratic Tom F. Christiano
Fairfield, part of		2,589	2,227
Trumbull, part of		<u>1,839</u>	<u>2,220</u>
Total		4,428	4,447
<b>Plurality: 19</b>			
<i>135th District</i>		Republican John E. Stripp	Green Nancy Burton
Easton		2,033	218
Redding, part of		1,417	229
Weston		<u>2,261</u>	<u>311</u>
Total		5,711	758
<b>Plurality: 4,953</b>			
<i>136th District</i>		Republican Bill Harris	Democratic Joe Mioli
Westport, part of		<u>3,571</u>	<u>7,078</u>
Total		3,571	7,078
<b>Plurality: 3,507</b>			
<i>137th District</i>		Republican Joanne T. Romano	Democratic Chris Perone
Norwalk, part of		<u>1,872</u>	<u>3,709</u>
Total		1,872	3,709
<b>Plurality: 1,958</b>			
Total votes for cross-endorsed candidate Chris Perone 3,830			
<i>138th District</i>		Republican Janice R. Giegler	Democratic Bernard P. Gallo
Danbury, part of		2,739	2,395
New Fairfield, part of		<u>398</u>	<u>286</u>
Total		3,137	2,681
<b>Plurality: 635</b>			
Total votes for cross-endorsed candidate Janice R. Giegler 3,316			

**VOTE FOR STATE REPRESENTATIVES  
NOVEMBER 7, 2006  
ASSEMBLY DISTRICTS**

<i>139th District</i>	Republican Martin Clark	Democratic Kevin Ryan
Bozrah	342	654
Franklin	277	519
Lebanon	1,272	1,587
Montville, part of	<u>883</u>	<u>2,371</u>
Total	2,774	5,131
		<b>Plurality: 2,357</b>

<i>140th District</i>	Republican Richard A. McQuaid	Democratic Bruce V. Morris	Petitioning Candidate Myrtice Riley- Wilson
Norwalk, part of	<u>934</u>	<u>2,385</u>	<u>39</u>
Total	934	2,385	39
		<b>Plurality: 1,451</b>	

<i>141st District</i>	Republican John J. Ryan	Democratic No Nomination
Darien	5,361	0
Norwalk, part of	<u>909</u>	<u>0</u>
Total	6,270	0
		<b>Plurality: 6,270</b>

<i>142nd District</i>	Republican Lawrence F. Cafero, Jr.	Democratic Lex Paulson	Working Families Lex Paulson
Norwalk, part of	<u>4,247</u>	<u>3,469</u>	<u>90</u>
Total	4,247	3,469	90
		<b>Plurality: 688</b>	

Total votes for cross-endorsed candidate Lex Paulson 3,559

<i>143rd District</i>	Republican Toni Boucher	Democratic No Nomination
Norwalk, part of	1,746	0
Wilton, part of	<u>4,152</u>	<u>0</u>
Total	5,898	0
		<b>Plurality: 5,898</b>

**VOTE FOR STATE REPRESENTATIVES  
NOVEMBER 7, 2006  
ASSEMBLY DISTRICTS**

<i>144th District</i>			
	Republican Barry R. Haines		Democratic James Shapiro
Stamford, part of		<u>1,858</u>	<u>4,436</u>
Total		1,858	4,436
<b>Plurality: 2,578</b>			
<i>145th District</i>			
	Republican No Nomination		Democratic Christel H. Truglia
Stamford, part of		<u>0</u>	<u>2,431</u>
Total		0	2,431
<b>Plurality: 2,431</b>			
<i>146th District</i>			
	Republican Vacancy in Nomination	Democratic Gerald M. Fox, III	Working Families Jack Maloney
Stamford, part of		<u>0</u>	<u>3,730</u>
		0	3,730
			<u>239</u>
			239
<b>Plurality: 3,491</b>			
<i>147th District</i>			
	Republican Donald B. Sherer		Democratic William Tong
New Canaan, part of		631	299
Stamford, part of		<u>3,589</u>	<u>4,479</u>
Total		4,220	4,778
<b>Plurality: 558</b>			
<i>148th District</i>			
	Republican Ralph A. Antonacci		Democratic Carlo Leone
Stamford, part of		<u>1,327</u>	<u>2,962</u>
Total		1,327	2,962
<b>Plurality: 1,635</b>			
<i>149th District</i>			
	Republican Livvy R. Floren		Democratic No Nomination
Greenwich, part of		3,641	0
Stamford, part of		<u>1,303</u>	<u>0</u>
Total		4,944	0
<b>Plurality: 4,944</b>			

VOTE FOR STATE REPRESENTATIVES  
NOVEMBER 7, 2006  
ASSEMBLY DISTRICTS

<i>150th District</i>	Republican Lile R. Gibbons	Democratic No Nomination
Greenwich, part of	<u>4,151</u>	<u>0</u>
Total	4,151	0
<b>Plurality: 4,151</b>		

---

<i>151th District</i>	Republican Claudia Powers	Democratic Edward T. Krumeich
Greenwich, part of	<u>3,883</u>	<u>3,751</u>
Total	3,883	3,751
<b>Plurality: 132</b>		

---

**VOTE FOR SECRETARY OF THE STATE  
SUMMARIZED BY CONGRESSIONAL DISTRICT  
NOVEMBER 7, 2006**

	Republican Richard J. Abbate	Democratic Susan Bysiewicz	Libertarian Ken Mosher	Concerned Citizens Jean Marie Burness	Green S. Michael DeRosa
First	41,764	165,924	1,880	1,655	3,198
Second	53,613	173,022	2,905	2,023	4,147
Third	45,405	142,221	2,106	1,643	4,609
Fourth	75,250	108,752	3,856	1,481	2,749
Fifth	<u>60,001</u>	<u>139,151</u>	<u>2,296</u>	<u>2,072</u>	<u>3,148</u>
Total	276,033	729,070	13,043	8,874	17,851
					<b>Plurality: 453,037</b>



**VOTE FOR SECRETARY OF THE STATE  
SUMMARIZED BY COUNTY  
NOVEMBER 7, 2006**

	Republican Richard J. Abbate	Democratic Susan Bysiewicz	Libertarian Ken Mosher	Concerned Citizens Jean Marie Burness	Green S. Michael DeRosa
Fairfield	95,259	141,857	4,561	2,079	3,737
Hartford	55,445	205,764	2,468	2,133	3,864
Litchfield	18,933	45,071	731	626	1,112
Middlesex	13,023	47,213	543	368	986
New Haven	56,789	166,944	2,491	2,156	4,943
New London	18,360	60,050	1,106	744	1,543
Tolland	10,805	38,581	643	405	1,023
Windham	<u>7,419</u>	<u>23,590</u>	<u>500</u>	<u>363</u>	<u>643</u>
Total	276,033	729,070	13,043	8,874	17,851
					<b>Plurality: 453,037</b>

**VOTE FOR SECRETARY OF THE STATE**  
Summarized by Town

	Republican Richard J. Abbate	Democratic Susan Bysiewicz	Libertarian Ken Mosher	Concerned Citizens Jean Marie Burness	Green S. Michael Derosa
Andover	271	1,071	33	15	25
Ansonia	1,055	3,361	49	44	96
Ashford	323	1,330	22	16	54
Avon	2,607	5,163	66	40	82
Barkhamsted	416	1,146	21	8	26
Beacon Falls	487	1,316	29	32	40
Berlin	1,598	5,631	63	53	67
Bethany	710	1,600	20	16	44
Bethel	2,210	3,558	92	68	123
Bethlehem	524	1,104	25	21	34
Bloomfield	920	6,067	60	49	69
Bolton	528	1,741	19	17	55
Bozrah	226	712	15	11	18
Branford	2,302	7,529	69	49	188
Bridgeport	3,033	14,000	321	239	301
Bridgewater	338	486	8	3	15
Bristol	3,065	13,279	146	173	246
Brookfield	2,664	2,897	57	63	60
Brooklyn	554	1,788	25	18	31
Burlington	914	2,637	26	24	44
Canaan	99	338	4	4	12
Canterbury	470	1,354	25	11	25
Canton	1,117	3,038	30	25	90
Chaplin	167	584	10	10	21
Cheshire	3,472	7,312	80	46	97
Chester	334	1,260	14	14	32
Clinton	1,213	3,483	55	25	67
Colchester	1,129	4,156	51	34	62
Colebrook	150	459	4	10	8
Columbia	480	1,843	21	15	58
Cornwall	131	564	12	0	26
Coventry	909	3,428	44	32	85
Cromwell	1,076	4,123	28	17	49

**VOTE FOR SECRETARY OF THE STATE**  
**Summarized by Town**

---

	Republican Richard J. Abbate	Democratic Susan Bysiewicz	Libertarian Ken Mosher	Concerned Citizens Jean Marie Burness	Green S. Michael Derosa
Danbury	4,823	8,886	160	193	218
Darien	4,212	2,500	99	45	92
Deep River	374	1,501	18	13	29
Derby	882	2,267	44	53	81
Durham	675	2,441	18	17	42
East Granby	596	1,407	35	8	20
East Haddam	766	2,627	31	28	55
East Hampton	1,097	3,675	53	25	67
East Hartford	1,761	9,809	85	138	188
East Haven	1,732	5,544	38	51	249
East Lyme	1,663	5,356	74	47	131
East Windsor	822	2,439	55	39	29
Eastford	236	440	7	5	20
Easton	1,460	1,573	44	26	48
Ellington	1,185	3,571	81	35	48
Enfield	2,582	10,314	123	200	172
Essex	879	2,242	27	15	33
Fairfield	7,780	11,593	257	203	137
Farmington	2,648	7,311	87	49	133
Franklin	146	621	13	9	6
Glastonbury	3,774	10,145	128	72	197
Goshen	409	876	9	6	10
Granby	1,371	3,254	48	42	62
Greenwich	9,274	8,755	298	121	288
Griswold	623	2,375	49	35	56
Groton	2,373	6,803	173	83	183
Guilford	2,371	6,551	85	46	136
Haddam	769	2,581	34	17	53
Hamden	3,388	13,510	181	136	352
Hampton	187	583	10	5	15
Hartford	964	11,881	178	181	237
Hartland	312	515	3	17	15
Harwinton	647	1,621	28	19	35

**VOTE FOR SECRETARY OF THE STATE**  
Summarized by Town

	Republican Richard J. Abbate	Democratic Susan Bysiewicz	Libertarian Ken Mosher	Concerned Citizens Jean Marie Burness	Green S. Michael Derosa
Hebron	901	2,687	63	16	53
Kent	379	876	13	10	19
Killingly	865	3,079	52	56	65
Killingworth	722	1,941	35	17	61
Lebanon	687	2,051	43	19	72
Ledyard	1,317	3,308	77	44	66
Lisbon	239	1,097	15	20	26
Litchfield	1,065	2,509	31	28	73
Lyme	340	817	13	7	29
Madison	2,435	5,156	52	26	81
Manchester	3,672	12,872	172	140	304
Mansfield	738	4,828	76	35	271
Marlborough	666	1,980	31	14	28
Meriden	2,475	11,247	185	175	233
Middlebury	1,065	1,768	42	32	40
Middlefield	653	1,561	22	12	20
Middletown	1,804	11,441	95	99	309
Milford	4,969	11,504	196	165	420
Monroe	2,791	3,868	1,036	65	158
Montville	1,126	4,260	51	67	99
Morris	291	648	6	12	12
Naugatuck	1,821	5,366	80	69	156
New Britain	1,841	10,074	182	145	189
New Canaan	4,386	2,630	101	41	107
New Fairfield	2,096	2,444	44	56	94
New Hartford	792	2,068	28	25	51
New Haven	1,989	17,414	324	231	938
New London	788	3,707	86	59	219
New Milford	2,851	5,063	99	98	141
Newington	1,985	9,118	68	60	164
Newtown	3,742	5,833	137	105	172
Norfolk	171	555	7	7	12
North Branford	1,272	3,476	43	39	84

**VOTE FOR SECRETARY OF THE STATE**  
Summarized by Town

	Republican Richard J. Abbate	Democratic Susan Bysiewicz	Libertarian Ken Mosher	Concerned Citizens Jean Marie Burness	Green S. Michael Derosa
North Canaan	257	694	12	5	14
North Haven	2,679	5,983	76	73	153
North Stonington	598	1,285	28	15	30
Norwalk	7,378	12,475	383	171	265
Norwich	1,325	6,611	131	110	144
Old Lyme	920	2,687	21	21	73
Old Saybrook	1,276	3,196	44	21	55
Orange	2,116	3,635	55	36	101
Oxford	1,509	2,535	44	37	61
Plainfield	773	2,912	63	53	63
Plainville	1,030	4,447	54	49	63
Plymouth	774	2,755	45	47	49
Pomfret	443	1,086	27	14	19
Portland	767	3,071	38	23	71
Preston	379	1,277	36	16	23
Prospect	979	2,225	38	31	77
Putnam	501	1,676	48	21	37
Redding	1,546	2,131	42	23	53
Ridgefield	4,141	4,534	116	52	139
Rocky Hill	1,360	5,228	64	46	114
Roxbury	391	660	17	4	20
Salem	403	1,167	23	15	32
Salisbury	395	1,357	22	5	41
Scotland	142	459	9	6	10
Seymour	1,214	3,268	54	42	102
Sharon	367	793	18	4	28
Shelton	4,528	7,733	161	119	225
Sherman	635	856	25	10	29
Simsbury	3,153	7,271	113	53	114
Somers	1,021	2,336	29	42	40
South Windsor	2,096	7,915	70	59	135
Southbury	3,119	4,642	65	75	118
Southington	3,356	12,622	91	124	168

**VOTE FOR SECRETARY OF THE STATE**  
Summarized by Town

	Republican Richard J. Abbate	Democratic Susan Bysiewicz	Libertarian Ken Mosher	Concerned Citizens Jean Marie Burness	Green S. Michael Derosa
Sprague	214	750	13	21	24
Stafford	866	3,205	75	46	60
Stamford	10,136	16,537	496	195	457
Sterling	234	605	21	14	9
Stonington	1,954	4,999	96	60	141
Stratford	4,429	9,228	183	107	276
Suffield	1,377	3,445	56	39	67
Thomaston	707	1,844	31	33	32
Thompson	711	1,861	63	43	45
Tolland	1,403	4,535	63	43	96
Torrington	2,613	7,734	116	95	141
Trumbull	5,222	7,416	153	72	155
Union	113	284	7	2	3
Vernon	1,929	7,461	99	89	183
Voluntown	183	569	12	14	15
Wallingford	3,374	10,689	160	100	316
Warren	201	379	16	3	11
Washington	444	1,025	16	12	31
Waterbury	4,322	12,824	270	337	362
Waterford	1,727	5,442	86	37	94
Watertown	2,288	4,721	77	91	150
West Hartford	4,933	18,606	193	112	403
West Haven	2,421	9,487	141	124	257
Westbrook	618	2,070	31	25	43
Weston	1,535	2,205	66	16	54
Westport	3,779	6,853	161	49	145
Wethersfield	2,312	8,371	70	54	255
Willington	461	1,591	33	18	46
Wilton	3,459	3,352	129	40	141
Winchester	711	2,447	35	43	66
Windham	795	3,995	74	60	185
Windsor	1,810	7,824	134	92	150
Windsor Locks	803	3,101	37	36	59

**VOTE FOR SECRETARY OF THE STATE**  
**Summarized by Town**

---

	Republican Richard J. Abbate	Democratic Susan Bysiewicz	Libertarian Ken Mosher	Concerned Citizens Jean Marie Burness	Green S. Michael Derosa
Wolcott	1,506	4,151	35	76	91
Woodbridge	1,125	2,584	36	15	70
Woodbury	1,522	2,349	31	33	55
Woodstock	<u>1,018</u>	<u>1,838</u>	<u>44</u>	<u>31</u>	<u>44</u>
Total	276,033	729,070	13,043	8,874	17,851
					<b>Plurality: 453,037</b>

**VOTE FOR TREASURER  
SUMMARIZED BY CONGRESSIONAL DISTRICT  
NOVEMBER 7, 2006**

	Republican Linda Roberts	Democratic Denise L. Nappier	Libertarian Steven Edelman	Concerned Citizens Mimi M. Knibbs	Green S. David Bue
First	53,389	151,246	2,516	1,735	2,322
Second	70,506	149,220	3,408	1,902	3,589
Third	53,660	125,722	2,894	1,614	3,024
Fourth	78,041	103,739	3,581	1,236	2,170
Fifth	<u>67,858</u>	<u>123,763</u>	<u>2,955</u>	<u>1,995</u>	<u>2,382</u>
Total	323,454	653,690	15,354	8,482	13,487
					<b>Plurality: 330,236</b>



**VOTE FOR TREASURER  
SUMMARIZED BY COUNTY  
NOVEMBER 7, 2006**

	Republican Linda Roberts	Democratic Denise L. Nappier	Libertarian Steven Edelman	Concerned Citizens Mimi M. Knibbs	Green S. David Bue
Fairfield	100,278	132,767	4,445	1,772	2,861
Hartford	70,546	186,697	3,210	2,159	2,807
Litchfield	23,150	38,583	892	643	888
Middlesex	16,929	40,825	685	388	904
New Haven	64,142	149,138	3,511	2,070	3,229
New London	23,954	51,668	1,278	700	1,347
Tolland	14,834	33,589	660	436	879
Windham	<u>9,621</u>	<u>20,423</u>	<u>673</u>	<u>314</u>	<u>572</u>
Total	323,454	653,690	15,354	8,482	13,487
					<b>Plurality: 330,236</b>

**VOTE FOR TREASURER**  
Summarized by Town

	Republican Linda Roberts	Democratic Denise L. Nappier	Libertarian Steven Edelman	Concerned Citizens Mimi M. Knibbs	Green S. David Bue
Andover	380	925	25	16	16
Ansonia	1,285	3,141	90	49	53
Ashford	420	1,206	29	16	46
Avon	3,105	4,513	104	50	76
Barkhamsted	512	1,000	22	12	25
Beacon Falls	616	1,083	33	28	23
Berlin	1,978	4,980	84	52	55
Bethany	817	1,420	37	12	34
Bethel	2,463	3,150	129	52	104
Bethlehem	636	953	33	19	31
Bloomfield	1,038	6,182	81	40	40
Bolton	778	1,462	25	16	38
Bozrah	308	597	19	10	20
Branford	2,828	6,648	97	46	136
Bridgeport	3,277	13,830	349	173	195
Bridgewater	378	417	14	3	10
Bristol	4,184	11,561	199	201	178
Brookfield	2,904	2,535	78	46	47
Brooklyn	735	1,554	31	16	23
Burlington	1,145	2,290	40	33	42
Canaan	103	331	6	0	14
Canterbury	638	1,124	25	9	27
Canton	1,331	2,703	48	31	74
Chaplin	224	505	13	6	21
Cheshire	3,714	6,662	131	67	93
Chester	404	1,183	13	10	25
Clinton	1,524	3,028	67	20	67
Colchester	1,528	3,601	66	22	67
Colebrook	190	396	1	11	6
Columbia	625	1,643	26	17	58
Cornwall	164	511	10	6	18
Coventry	1,196	3,047	48	32	79
Cromwell	1,384	3,638	44	23	53
Danbury	5,204	8,217	216	164	152
Darien	4,278	2,362	107	30	60

**VOTE FOR TREASURER**  
Summarized by Town

	Republican Linda Roberts	Democratic Denise L. Nappier	Libertarian Steven Edelman	Concerned Citizens Mimi M. Knibbs	Green S. David Bue
Deep River	482	1,339	22	14	31
Derby	1,017	1,923	58	47	39
Durham	1,021	1,977	25	25	33
East Granby	691	1,265	34	19	18
East Haddam	1,038	2,239	43	24	40
East Hampton	1,368	3,172	68	19	77
East Hartford	2,388	9,071	127	118	129
East Haven	2,166	4,905	90	55	85
East Lyme	2,218	4,680	87	37	106
East Windsor	1,421	1,893	46	29	30
Eastford	277	375	13	6	13
Easton	1,537	1,463	56	16	41
Ellington	1,726	2,931	57	42	47
Enfield	4,032	8,487	162	138	134
Essex	1,096	1,936	31	14	29
Fairfield	8,379	10,579	366	111	285
Farmington	3,277	6,484	119	77	105
Franklin	243	490	13	9	9
Glastonbury	4,256	9,361	176	68	137
Goshen	521	727	13	3	9
Granby	1,693	2,847	65	34	58
Greenwich	9,324	8,700	342	120	201
Griswold	852	1,985	69	34	39
Groton	3,021	5,772	152	75	169
Guilford	2,857	4,728	113	46	128
Haddam	987	2,256	34	24	54
Hamden	3,835	12,451	238	129	280
Hampton	233	509	20	4	16
Hartford	1,116	12,557	211	151	190
Hartland	368	440	7	14	17
Harwinton	830	1,354	30	34	28
Hebron	1,180	2,337	33	18	54
Kent	442	796	10	9	17
Killingly	1,151	2,658	85	50	53
Killingworth	856	1,713	36	24	44

**VOTE FOR TREASURER**  
Summarized by Town

	Republican Linda Roberts	Democratic Denise L. Nappier	Libertarian Steven Edelman	Concerned Citizens Mimi M. Knibbs	Green S. David Bue
Lebanon	866	1,785	49	22	59
Ledyard	1,744	2,737	78	46	56
Lisbon	351	921	28	16	11
Litchfield	1,346	2,136	34	30	64
Lyme	408	721	17	6	18
Madison	2,873	4,316	71	41	63
Manchester	4,447	11,602	218	150	234
Mansfield	954	4,567	88	36	224
Marlborough	831	1,730	39	18	27
Meriden	1,079	9,997	271	167	153
Middlebury	1,215	1,537	53	27	21
Middlefield	495	1,285	21	17	26
Middletown	2,847	9,933	140	107	227
Milford	5,662	10,046	265	165	220
Monroe	3,060	3,541	132	56	89
Montville	1,594	3,570	83	68	88
Morris	367	542	7	8	12
Naugatuck	2,283	4,486	121	98	98
New Britain	2,243	9,154	177	132	148
New Canaan	4,394	2,561	117	35	91
New Fairfield	2,279	2,177	61	46	78
New Hartford	977	1,787	35	33	42
New Haven	2,170	17,497	452	183	735
New London	890	3,505	111	51	207
New Milford	3,322	4,377	137	76	109
Newington	2,470	8,542	123	63	106
Newtown	4,258	5,107	160	113	150
Norfolk	204	499	13	10	9
North Branford	1,577	2,972	64	33	35
North Canaan	327	607	16	9	9
North Haven	3,064	5,150	135	66	98
North Stonington	724	1,067	32	17	32
Norwalk	7,351	12,405	387	139	187
Norwich	1,790	5,765	175	98	128
Old Lyme	1,232	2,273	31	27	63

**VOTE FOR TREASURER**  
Summarized by Town

	Republican Linda Roberts	Democratic Denise L. Nappier	Libertarian Steven Edelman	Concerned Citizens Mimi M. Knibbs	Green S. David Bue
Old Saybrook	1,589	2,739	53	26	40
Orange	2,383	3,225	71	26	51
Oxford	1,705	2,171	69	37	44
Plainfield	1,056	2,507	75	44	47
Plainville	1,333	3,962	71	55	51
Plymouth	1,092	2,294	55	46	41
Pomfret	551	951	31	10	28
Portland	977	2,655	55	21	58
Preston	578	1,023	31	16	19
Prospect	1,067	1,971	37	34	41
Putnam	694	1,422	40	21	30
Redding	1,646	1,992	47	27	38
Ridgefield	4,309	4,228	140	43	105
Rocky Hill	1,758	4,704	72	34	54
Roxbury	437	600	18	6	12
Salem	542	990	27	20	24
Salisbury	487	1,230	21	7	33
Scotland	178	409	13	3	10
Seymour	1,600	2,726	66	66	62
Sharon	407	733	19	3	25
Shelton	5,331	6,626	201	148	115
Sherman	678	785	26	9	25
Simsbury	3,858	6,404	123	67	78
Somers	1,421	1,863	33	45	35
South Windsor	3,094	6,822	96	59	97
Southbury	3,461	4,052	112	62	93
Southington	4,618	10,952	149	201	115
Sprague	283	646	17	19	17
Stafford	1,205	2,783	82	47	46
Stamford	9,683	16,394	703	168	382
Sterling	321	490	20	10	12
Stonington	2,399	4,212	81	56	128
Stratford	5,021	7,595	207	105	142
Suffield	1,784	2,991	58	30	42
Thomaston	872	1,575	35	30	28

**VOTE FOR TREASURER**  
Summarized by Town

	Republican Linda Roberts	Democratic Denise L. Nappier	Libertarian Steven Edelman	Concerned Citizens Mimi M. Knibbs	Green S. David Bue
Thompson	919	1,575	59	44	44
Tolland	1,933	3,846	79	51	75
Torrington	3,453	6,265	141	111	135
Trumbull	5,771	6,575	196	76	110
Union	133	236	9	7	3
Vernon	2,723	6,523	117	91	162
Voluntown	234	482	22	11	17
Wallingford	4,238	8,959	210	119	207
Warren	216	350	13	4	6
Washington	535	882	18	12	32
Waterbury	4,632	12,361	323	269	160
Waterford	2,149	4,846	90	40	70
Watertown	2,690	4,101	97	80	72
West Hartford	5,675	17,488	295	117	303
West Haven	2,788	8,807	182	94	161
Westbrook	861	1,732	33	20	50
Weston	1,631	2,095	83	15	46
Westport	4,096	6,387	211	55	123
Wethersfield	2,962	7,639	89	62	127
Willington	580	1,426	38	18	42
Wilton	3,404	3,463	131	25	95
Winchester	937	2,073	48	51	56
Windham	1,018	3,586	171	54	157
Windsor	2,220	7,452	145	81	106
Windsor Locks	1,230	2,621	52	35	36
Wolcott	1,972	3,560	59	91	61
Woodbridge	1,238	2,344	63	13	55
Woodbury	1,705	2,047	46	30	45
Woodstock	<u>1,206</u>	<u>1,552</u>	<u>48</u>	<u>21</u>	<u>45</u>
Total	323,454	653,690	15,354	8,482	13,487

**Plurality: 330,236**

---

**VOTE FOR COMPTROLLER  
SUMMARIZED BY CONGRESSIONAL DISTRICT  
NOVEMBER 7, 2006**

---

	Republican Cathy Cook	Democratic Nancy Wyman	Libertarian Richard C. Connelly, Jr.	Green Colin Daniel Bennett
First	49,824	149,535	4,439	3,015
Second	74,148	147,637	4,892	3,862
Third	51,488	126,610	4,853	3,512
Fourth	77,531	102,665	4,607	2,281
Fifth	<u>67,529</u>	<u>124,703</u>	<u>4,897</u>	<u>2,757</u>
Total	320,520	651,150	23,688	15,427
				<b>Plurality: 330,630</b>

---

**VOTE FOR COMPTROLLER  
SUMMARIZED BY COUNTY  
NOVEMBER 7, 2006**

---

	Republican Cathy Cook	Democratic Nancy Wyman	Libertarian Richard C. Connelly, Jr.	Green Colin Daniel Bennett
Fairfield	99,116	132,759	5,941	3,107
Hartford	66,165	184,953	5,495	3,559
Litchfield	21,722	39,661	1,597	1,025
Middlesex	16,079	41,184	1,260	1,080
New Haven	64,247	148,905	5,911	3,702
New London	30,935	47,024	1,567	1,333
Tolland	12,919	35,460	1,094	984
Windham	<u>9,337</u>	<u>21,204</u>	<u>823</u>	<u>637</u>
Total	320,520	651,150	23,688	15,427
				<b>Plurality: 330,630</b>



**VOTE FOR COMPTROLLER**  
Summarized by Town

	Republican Cathy Cook	Democratic Nancy Wyman	Libertarian Richard C. Connelly, Jr.	Green Colin Daniel Bennett
Andover	333	963	35	22
Ansonia	1,151	3,031	143	64
Ashford	371	1,281	37	50
Avon	3,027	4,510	124	89
Barkhamsted	478	1,012	30	27
Beacon Falls	608	1,077	78	36
Berlin	1,865	4,894	154	59
Bethany	807	1,409	40	41
Bethel	2,330	3,256	138	118
Bethlehem	622	951	48	36
Bloomfield	1,061	5,772	93	72
Bolton	674	1,545	44	53
Bozrah	327	595	25	18
Branford	2,817	6,580	177	155
Bridgeport	3,113	13,625	574	242
Bridgewater	362	436	9	14
Bristol	3,844	10,830	415	191
Brookfield	2,817	2,608	101	49
Brooklyn	671	1,611	51	36
Burlington	1,119	2,317	61	38
Canaan	96	330	12	11
Canterbury	652	1,134	34	21
Canton	1,346	2,662	64	83
Chaplin	210	518	19	24
Cheshire	3,691	6,585	192	95
Chester	392	1,190	18	27
Clinton	1,489	3,012	131	66
Colchester	1,447	3,641	99	66
Colebrook	179	408	15	7
Columbia	577	1,695	36	58
Cornwall	153	528	14	18
Coventry	1,117	3,112	87	87
Cromwell	1,290	3,664	95	61
Danbury	5,353	8,349	302	194
Darien	4,229	2,352	148	62

**VOTE FOR COMPTROLLER**  
Summarized by Town

	Republican Cathy Cook	Democratic Nancy Wyman	Libertarian Richard C. Connelly, Jr.	Green Colin Daniel Bennett
Deep River	476	1,340	42	32
Derby	952	1,962	107	46
Durham	956	2,014	44	51
East Granby	674	1,237	71	18
East Haddam	958	2,319	60	56
East Hampton	1,305	3,231	99	74
East Hartford	2,153	9,127	249	189
East Haven	2,112	4,904	155	125
East Lyme	2,495	4,402	120	126
East Windsor	893	2,183	86	48
Eastford	262	402	9	16
Easton	1,498	1,483	62	56
Ellington	1,451	3,144	118	57
Enfield	3,278	9,084	307	149
Essex	1,064	1,952	46	35
Fairfield	8,422	10,365	443	247
Farmington	3,142	6,516	181	116
Franklin	254	498	16	9
Glastonbury	4,560	8,776	260	180
Goshen	473	755	20	13
Granby	1,664	2,825	112	60
Greenwich	9,446	8,309	419	213
Griswold	1,281	1,759	76	40
Groton	4,962	4,598	152	139
Guilford	2,771	5,809	132	133
Haddam	942	2,297	61	62
Hamden	3,715	12,227	409	309
Hampton	215	544	17	14
Hartford	974	11,748	346	341
Hartland	355	449	11	20
Harwinton	758	1,411	59	33
Hebron	1,130	2,345	83	56
Kent	402	842	15	18
Killingly	1,101	2,731	134	62
Killingworth	851	1,676	61	53
Lebanon	833	1,835	65	60

**VOTE FOR COMPTROLLER**  
Summarized by Town

	Republican Cathy Cook	Democratic Nancy Wyman	Libertarian Richard C. Connelly, Jr.	Green Colin Daniel Bennett
Ledyard	2,355	2,323	83	55
Lisbon	522	809	29	15
Litchfield	1,258	2,189	78	87
Lyme	407	720	24	18
Madison	2,873	4,217	108	70
Manchester	4,142	11,740	380	284
Mansfield	878	4,641	107	245
Marlborough	799	1,743	53	23
Meriden	2,953	10,257	378	192
Middlebury	1,211	1,495	80	31
Middlefield	453	1,329	46	23
Middletown	2,607	9,990	294	352
Milford	5,417	10,476	457	254
Monroe	2,983	3,550	192	116
Montville	1,864	3,412	104	96
Morris	358	556	12	15
Naugatuck	2,120	4,535	259	104
New Britain	2,125	9,164	272	181
New Canaan	4,404	2,511	141	92
New Fairfield	2,212	2,201	96	89
New Hartford	923	1,802	63	52
New Haven	2,139	16,663	543	810
New London	1,182	3,273	134	190
New Milford	3,205	4,439	191	132
Newington	2,377	8,241	225	151
Newtown	4,064	5,261	240	168
Norfolk	187	515	19	8
North Branford	1,580	3,014	108	52
North Canaan	287	628	23	10
North Haven	3,007	5,139	179	110
North Stonington	1,065	887	32	27
Norwalk	7,316	12,211	491	212
Norwich	2,286	5,074	221	136
Old Lyme	1,262	2,256	42	69
Old Saybrook	1,542	2,727	102	52
Orange	2,355	3,184	106	61

**VOTE FOR COMPTROLLER**  
Summarized by Town

	Republican Cathy Cook	Democratic Nancy Wyman	Libertarian Richard C. Connelly, Jr.	Green Colin Daniel Bennett
Oxford	1,645	2,226	112	44
Plainfield	1,369	2,354	102	49
Plainville	1,210	4,032	149	64
Plymouth	982	2,359	132	41
Pomfret	488	1,027	34	31
Portland	942	2,658	97	70
Preston	857	861	29	14
Prospect	1,055	1,909	89	52
Putnam	597	1,553	51	43
Redding	1,624	1,943	56	44
Ridgefield	4,213	4,330	157	113
Rocky Hill	1,656	4,709	144	69
Roxbury	433	594	21	14
Salem	545	995	35	30
Salisbury	441	1,249	28	37
Scotland	171	430	12	10
Seymour	1,519	2,755	132	82
Sharon	373	767	17	22
Shelton	5,184	6,588	374	156
Sherman	672	790	35	26
Simsbury	3,704	6,408	182	86
Somers	1,171	2,089	83	34
South Windsor	2,697	7,098	156	132
Southbury	3,376	4,118	163	96
Southington	4,307	11,116	299	165
Sprague	406	562	21	17
Stafford	978	3,012	122	63
Stamford	9,786	16,324	821	345
Sterling	389	464	24	10
Stonington	3,686	3,582	110	112
Stratford	4,722	8,201	446	168
Suffield	1,697	2,904	151	50
Thomaston	851	1,560	82	37
Thompson	812	1,693	99	56
Tolland	1,569	4,302	122	84
Torrington	3,077	6,725	282	145

**VOTE FOR COMPTROLLER**  
Summarized by Town

	Republican Cathy Cook	Democratic Nancy Wyman	Libertarian Richard C. Connelly, Jr.	Green Colin Daniel Bennett
Trumbull	5,552	6,642	309	117
Union	111	270	12	2
Vernon	2,409	6,820	195	187
Voluntown	366	413	22	15
Wallingford	3,936	9,128	359	226
Warren	218	347	15	9
Washington	510	912	29	32
Waterbury	4,620	11,695	816	218
Waterford	2,533	4,529	128	81
Watertown	2,592	4,108	207	83
West Hartford	5,461	17,341	391	329
West Haven	2,725	8,593	333	178
Westbrook	812	1,785	64	66
Weston	1,596	2,145	77	43
Westport	4,086	6,427	175	121
Wethersfield	2,719	7,646	204	174
Willington	521	1,522	50	36
Wilton	3,494	3,288	144	116
Winchester	870	2,154	74	69
Windham	967	3,740	130	175
Windsor	2,331	7,159	241	144
Windsor Locks	985	2,722	114	54
Wolcott	1,896	3,584	196	56
Woodbridge	1,196	2,333	60	62
Woodbury	1,634	2,084	102	55
Woodstock	<u>1,062</u>	<u>1,722</u>	<u>70</u>	<u>40</u>
Total	320,520	651,150	23,688	15,427
				<b>Plurality: 330,630</b>

---

**VOTE FOR ATTORNEY GENERAL  
SUMMARIZED BY CONGRESSIONAL DISTRICT  
NOVEMBER 7, 2006**

---

	Republican Robert Farr	Democratic Richard Blumenthal	Green Nancy Burton
First	46,236	166,062	3,456
Second	53,385	179,040	4,537
Third	38,847	155,812	3,712
Fourth	59,647	134,497	2,649
Fifth	<u>57,903</u>	<u>146,824</u>	<u>3,330</u>
Total	256,018	782,235	17,684
			<b>Plurality: 526,217</b>

4 Votes for Registered Write-in Candidate John M. Joy

---

**VOTE FOR ATTORNEY GENERAL  
SUMMARIZED BY COUNTY  
NOVEMBER 7, 2006**

---

	Republican Robert Farr	Democratic Richard Blumenthal	Green Nancy Burton
Fairfield	76,007	173,899	3,567
Hartford	61,556	204,881	4,255
Litchfield	18,623	47,386	1,123
Middlesex	13,270	47,347	1,142
New Haven	50,639	181,045	4,055
New London	17,106	63,901	1,630
Tolland	11,511	39,178	1,108
Windham	<u>7,306</u>	<u>24,598</u>	<u>804</u>
Total	256,018	782,235	17,684
			<b>Plurality: 526,217</b>

4 Votes for Registered Write-in Candidate John M. Joy

**VOTE FOR ATTORNEY GENERAL**  
Summarized by Town

	Republican Robert Farr	Democratic Richard Blumenthal	Green Nancy Burton
Andover	323	1,060	26
Ansonia	864	3,760	53
Ashford	335	1,367	58
Avon	2,929	5,001	91
Barkhamsted	460	1,129	29
Beacon Falls	448	1,439	40
Berlin	1,722	5,618	88
Bethany	628	1,777	28
Bethel	1,795	4,186	128
Bethlehem	510	1,175	42
Bloomfield	1,071	6,083	84
Bolton	583	1,757	44
Bozrah	232	744	14
Branford	2,091	8,080	133
Bridgeport	2,702	15,084	304
Bridgewater	282	582	8
Bristol	3,362	13,402	230
Brookfield	2,249	3,530	64
Brooklyn	533	1,866	45
Burlington	1,030	2,594	49
Canaan	87	359	15
Canterbury	476	1,393	33
Canton	1,256	2,985	78
Chaplin	186	584	27
Cheshire	3,054	7,888	114
Chester	348	1,299	29
Clinton	1,120	3,681	72
Colchester	1,209	4,145	75
Colebrook	162	469	6
Columbia	537	1,835	58
Cornwall	134	605	22
Coventry	1,013	3,409	100
Cromwell	1,141	4,088	71
Danbury	4,197	10,083	224
Darien	3,381	3,854	79



**VOTE FOR ATTORNEY GENERAL**  
**Summarized by Town**

	Republican Robert Farr	Democratic Richard Blumenthal	Green Nancy Burton
Deep River	397	1,528	32
Derby	713	2,514	68
Durham	712	2,436	50
East Granby	669	1,376	31
East Haddam	830	2,591	51
East Hampton	1,181	3,663	77
East Hartford	1,841	10,055	207
East Haven	1,276	6,411	124
East Lyme	1,414	5,877	108
East Windsor	803	2,463	70
Eastford	226	468	13
Easton	1,146	2,034	50
Ellington	1,287	3,606	63
Enfield	2,839	10,240	211
Essex	848	2,304	34
Fairfield	6,234	14,174	262
Farmington	3,011	7,127	125
Franklin	155	626	12
Glastonbury	4,176	9,980	193
Goshen	438	880	14
Granby	1,511	3,217	73
Greenwich	7,538	11,918	273
Griswold	591	2,475	72
Groton	2,151	7,327	216
Guilford	2,750	6,952	139
Haddam	816	2,562	73
Hamden	2,867	14,582	340
Hampton	179	612	14
Hartford	1,242	12,270	385
Hartland	341	505	17
Harwinton	678	1,647	31
Hebron	970	2,708	57
Kent	318	999	13
Killingly	814	3,258	83
Killingworth	710	2,040	55
Lebanon	693	2,093	70

**VOTE FOR ATTORNEY GENERAL**  
**Summarized by Town**

	Republican Robert Farr	Democratic Richard Blumenthal	Green Nancy Burton
Ledyard	1,234	3,579	65
Lisbon	251	1,123	32
Litchfield	1,065	2,594	88
Lyme	326	868	29
Madison	2,223	5,370	67
Manchester	3,746	12,976	340
Mansfield	781	4,932	270
Marlborough	716	1,965	34
Meriden	2,460	11,575	260
Middlebury	1,092	1,853	34
Middlefield	403	1,482	40
Middletown	2,098	11,182	403
Milford	3,859	13,441	217
Monroe	2,055	5,041	122
Montville	988	4,604	109
Morris	292	673	11
Naugatuck	1,802	5,717	161
New Britain	2,028	9,689	253
New Canaan	3,746	3,616	97
New Fairfield	1,810	2,895	94
New Hartford	913	2,012	39
New Haven	1,875	18,664	831
New London	717	4,018	201
New Milford	2,490	5,750	156
Newington	2,098	9,032	175
Newtown	3,026	7,104	162
Norfolk	171	580	12
North Branford	1,141	3,800	60
North Canaan	246	721	16
North Haven	2,236	6,708	128
North Stonington	499	1,455	29
Norwalk	5,752	15,104	253
Norwich	1,314	6,870	191
Old Lyme	861	2,814	67
Old Saybrook	1,202	3,346	42
Orange	1,744	4,189	56

**VOTE FOR ATTORNEY GENERAL**  
Summarized by Town

	Republican Robert Farr	Democratic Richard Blumenthal	Green Nancy Burton
Oxford	1,271	2,920	50
Plainfield	761	3,076	82
Plainville	1,090	4,498	89
Plymouth	845	2,774	47
Pomfret	406	1,186	32
Portland	872	2,985	59
Preston	355	1,385	22
Prospect	1,008	2,311	62
Putnam	501	1,758	47
Redding	1,258	2,555	91
Ridgefield	3,551	5,513	131
Rocky Hill	1,478	5,257	100
Roxbury	373	721	13
Salem	407	1,225	23
Salisbury	320	1,499	32
Scotland	148	479	13
Seymour	1,104	3,623	0
Sharon	355	873	21
Shelton	3,558	9,362	147
Sherman	527	1,019	29
Simsbury	3,482	7,152	142
Somers	1,042	2,396	52
South Windsor	2,226	8,025	133
Southbury	2,905	5,091	113
Southington	3,305	12,949	185
Sprague	210	784	25
Stafford	893	3,308	85
Stamford	7,024	21,169	374
Sterling	243	636	15
Stonington	1,724	5,458	157
Stratford	3,287	11,231	216
Suffield	1,489	3,423	64
Thomaston	721	1,895	40
Thompson	710	1,936	78
Tolland	1,444	4,640	109
Torrington	2,598	8,008	164

**VOTE FOR ATTORNEY GENERAL**  
Summarized by Town

	Republican Robert Farr	Democratic Richard Blumenthal	Green Nancy Burton
Trumbull	3,884	9,362	144
Union	100	299	5
Vernon	2,030	7,616	190
Voluntown	186	593	19
Wallingford	3,078	11,428	245
Warren	187	408	7
Washington	406	1,110	27
Waterbury	4,429	13,280	372
Waterford	1,589	5,838	94
Watertown	2,330	4,950	118
West Hartford	6,692	17,661	364
West Haven	2,107	10,345	221
Westbrook	592	2,160	54
Weston	1,285	2,690	65
Westport	3,236	7,886	150
Wethersfield	2,501	8,450	192
Willington	508	1,612	49
Wilton	2,766	4,489	108
Winchester	797	2,426	84
Windham	858	4,025	206
Windsor	1,952	7,860	190
Windsor Locks	950	3,028	62
Wolcott	1,538	4,354	80
Woodbridge	76	2,993	59
Woodbury	1,445	2,547	68
Woodstock	<u>930</u>	<u>1,954</u>	<u>58</u>
Total	256,018	782,235	17,684

**Plurality: 526,217**

4 Votes for Registered Write-in Candidate John M. Joy

**VOTE FOR JUDGE OF PROBATE  
NOVEMBER 7, 2006  
PROBATE DISTRICTS**

Andover	Republican Donna M. Peterson	Democratic Elaine N. Camposeo
Andover	472	853
Bolton	945	1,402
Columbia	<u>826</u>	<u>1,447</u>
<b>Total</b>	2,243	3,702
<b>Plurality: 1,459</b>		

Ashford	Republican No Nomination	Democratic Dennis R. Poitras
Ashford	<u>0</u>	<u>1,497</u>
<b>Total</b>	0	1,497
<b>Plurality: 1,497</b>		

Avon	Republican Cynthia C. Becker	Democratic Brett F. Eisenlohr
Avon	<u>4,405</u>	<u>3,437</u>
<b>Total</b>	4,405	3,437
<b>Plurality: 968</b>		

Berlin	Republican Walter A. Clebowicz	Democratic Walter A. Clebowicz
Berlin	2,434	4,013
New Britain	<u>2,876</u>	<u>8,264</u>
<b>Total</b>	5,310	12,277
<b>Plurality: 17,587</b>		

Total votes for cross-endorsed candidate Walter A. Clebowicz 17,587

Bethany	Republican No Nomination	Democratic Guy D. Yale
Bethany	<u>0</u>	<u>1,720</u>
<b>Total</b>	0	1,720
<b>Plurality: 1,720</b>		

Bethel	Republican Daniel W. O'Grady	Democratic No Nomination
Bethel	<u>3,714</u>	<u>0</u>
<b>Total</b>	3,714	0
<b>Plurality: 3,714</b>		

**VOTE FOR JUDGE OF PROBATE  
NOVEMBER 7, 2006  
PROBATE DISTRICTS**

Bloomfield	Republican Steven M. Zelman	Democratic Steven M. Zelman
Bloomfield	<u>1,226</u>	<u>5,154</u>
Total	1,226	5,154
		<b>Plurality: 8,380</b>

Total votes for cross-endorsed candidate Steven M. Zelman 8,380

Bozrah	Republican Stanley Mokrzewski	Democratic No Nomination
Bozrah	<u>518</u>	<u>0</u>
Total	518	0
		<b>Plurality: 518</b>

Branford	Republican Robert J. Cromer	Democratic John E. Donegan
Branford	<u>2,742</u>	<u>6,827</u>
Total	2,742	6,827
		<b>Plurality: 4,085</b>

Bridgeport	Republican No Nomination	Democratic Paul J. Ganim
Bridgeport	<u>0</u>	<u>14,006</u>
Total	0	14,006
		<b>Plurality: 14,006</b>

Bristol	Republican No Nomination	Democratic Andre D. Dorval
Bristol	<u>0</u>	<u>12,725</u>
Total	0	12,725
		<b>Plurality: 12,725</b>

Brookfield	Republican Joseph P. Secola	Democratic No Nomination
Brookfield	<u>3,793</u>	<u>0</u>
Total	3,793	0
		<b>Plurality: 3,793</b>

**VOTE FOR JUDGE OF PROBATE  
NOVEMBER 7, 2006  
PROBATE DISTRICTS**

Brooklyn	Republican No Nomination	Democratic James K. Kelley
Brooklyn	<u>0</u>	<u>1,823</u>
Total	0	1,823
<b>Plurality: 1,823</b>		

---

Burlington	Republican No Nomination	Democratic Charles W. Bauer
Burlington	<u>0</u>	<u>2,452</u>
Total	0	2,452
<b>Plurality: 2,452</b>		

---

Canton	Republican Marygale Bouldin	Democratic Marygale Bouldin
Canton	<u>1,776</u>	<u>2,149</u>
Total	1,776	2,149
<b>Plurality: 3,925</b>		

Total votes for cross-endorsed candidate Marygale Bouldin 3,925

---

Cheshire	Republican Raymond F. Voelker	Democratic Gary V. Hodge
Cheshire	6,470	4,093
Prospect	<u>1,648</u>	<u>1,500</u>
Total	8,118	5,593
<b>Plurality: 2,525</b>		

---

Clinton	Republican Peter G. Giannotti	Democratic Raymond J. Rigat
Clinton	<u>2,123</u>	<u>2,632</u>
Total	2,123	2,632
<b>Plurality: 509</b>		

---

Colchester	Republican Rene T. Wentworth	Democratic Jodi Thomas
Colchester	1,993	3,304
Lebanon	<u>1,548</u>	<u>1,317</u>
Total	3,541	4,621
<b>Plurality: 1,080</b>		

---

**VOTE FOR JUDGE OF PROBATE  
NOVEMBER 7, 2006  
PROBATE DISTRICTS**

Danbury	Republican Dianne E. Yamin	Democratic No Nomination
Danbury	<u>8,268</u>	<u>0</u>
Total	8,268	0
<b>Plurality: 8,268</b>		

---

Darien	Republican John B. Rearden, Jr.	Democratic No Nomination
Darien	<u>4,865</u>	<u>0</u>
Total	4,865	0
<b>Plurality: 4,865</b>		

---

Deep River	Republican Patricia L. Damon	Democratic No Nomination
Deep River	<u>862</u>	<u>0</u>
Total	862	0
<b>Plurality: 862</b>		

---

Derby	Republican Joan P. Radin	Democratic Clifford D. Hoyle
Ansonia	1,220	3,336
Derby	1,090	1,924
Seymour	<u>1,720</u>	<u>2,715</u>
Total	4,030	7,975
<b>Plurality: 3,945</b>		

---

East Haddam	Republican Paul D. Buhl	Democratic Deirdre A. Devaney
East Haddam	<u>1,754</u>	<u>1,684</u>
Total	1,754	1,684
<b>Plurality: 70</b>		

---

East Hampton	Republican No Nomination	Democratic Anne C. McKinney
East Hampton	<u>0</u>	<u>3,503</u>
Total	0	3,503
<b>Plurality: 3,503</b>		



**VOTE FOR JUDGE OF PROBATE  
NOVEMBER 7, 2006  
PROBATE DISTRICTS**

East Hartford	Republican Vacancy in Nomination	Democratic Allan Driscoll
East Hartford	<u>0</u>	<u>9,851</u>
Total	0	9,851
<b>Plurality: 9,851</b>		

---

East Haven	Republican No Nomination	Democratic Michael A. Albis
East Haven	<u>0</u>	<u>6,621</u>
Total	0	6,621
<b>Plurality: 6,621</b>		

---

East Lyme	Republican Jeffrey McNamara	Democratic Jeffrey McNamara
East Lyme	<u>3,009</u>	<u>4,020</u>
Total	3,009	4,020
<b>Plurality: 7,029</b>		

Total votes for cross-endorsed candidate Jeffrey McNamara 7,029

---

East Windsor	Republican Marianne Lassman Fisher	Democratic Marianne Lassman Fisher
East Windsor	1,145	1,797
South Windsor	<u>4,078</u>	<u>5,638</u>
Total	5,223	7,435
<b>Plurality: 12,658</b>		

Total votes for cross-endorsed candidate Marianne Lassman Fisher 12,658

---

Eastford	Republican Michael H. Ellsworth	Democratic Kevin McDonald
Chaplin	339	394
Eastford	<u>460</u>	<u>242</u>
Total	799	636
<b>Plurality: 163</b>		

---

Ellington	Republican James Purnell	Democratic James Purnell
Ellington	1,923	2,513
Vernon	<u>4,002</u>	<u>5,084</u>
Total	5,925	7,597
<b>Plurality: 13,522</b>		

Total votes for cross-endorsed candidate James Purnell 13,522

**VOTE FOR JUDGE OF PROBATE  
NOVEMBER 7, 2006  
PROBATE DISTRICTS**

	Enfield	Republican David J. Wawer	Democratic Susan L. Warner
Enfield		<u>3,236</u>	<u>9,496</u>
Total		3,236	9,496
<b>Plurality: 6,260</b>			
	Essex	Republican Deborah M. Pearl	Democratic James W. Carey
Essex		<u>1,695</u>	<u>1,546</u>
Total		1,695	1,546
<b>Plurality: 149</b>			
	Fairfield	Republican Daniel F. Caruso	Democratic No Nomination
Fairfield		<u>12,305</u>	<u>0</u>
Total		12,305	0
<b>Plurality: 12,305</b>			
	Farmington	Republican J. David Morrissey	Democratic Evelyn Daly
Farmington		<u>4,369</u>	<u>5,761</u>
Total		4,369	5,761
<b>Plurality: 1,392</b>			
	Glastonbury	Republican Sharon M. Jagel	Democratic Peter Alter
Glastonbury		<u>5,177</u>	<u>8,873</u>
Total		5,177	8,873
<b>Plurality: 3,696</b>			
	Granby	Republican Rosemarie T. Weber	Democratic Daniel Putnam Brown, Jr.
Granby		<u>2,385</u>	<u>2,474</u>
Total		2,385	2,474
<b>Plurality: 89</b>			

**VOTE FOR JUDGE OF PROBATE  
NOVEMBER 7, 2006  
PROBATE DISTRICTS**

Greenwich	Republican David W. Hopper	Democratic No Nomination
Greenwich	<u>11,486</u>	<u>0</u>
Total	11,486	0
<b>Plurality: 11,486</b>		

Griswold	Republican No Nomination	Democratic George Kennedy
Griswold	<u>0</u>	<u>2,401</u>
Total	0	2,401
<b>Plurality: 2,401</b>		

Groton	Republican No Nomination	Democratic Frederick W. Palm, Jr.
Groton	<u>0</u>	<u>6,768</u>
Total	0	6,768
<b>Plurality: 6,768</b>		

Guilford	Republican Joel E. Helander	Democratic Joel E. Helander
Guilford	<u>3,468</u>	<u>5,477</u>
Total	3,468	5,477
<b>Plurality: 8,945</b>		

Total votes for cross-endorsed candidate Joel E. Helander 8,945

Haddam	Republican No Nomination	Democratic Sharon G. Kapitulik
Haddam	<u>0</u>	<u>2,513</u>
Total	0	2,513
<b>Plurality: 2,513</b>		

Hamden	Republican No Nomination	Democratic Salvatore L. Diglio
Hamden	<u>0</u>	<u>12,961</u>
Total	0	12,961
<b>Plurality: 12,961</b>		

**VOTE FOR JUDGE OF PROBATE  
NOVEMBER 7, 2006  
PROBATE DISTRICTS**

Hampton	Republican Stuart Case		Democratic Stuart Case	
Hampton		<u>298</u>		<u>425</u>
Total		298		425

**Plurality: 723**

Total votes for cross-endorsed candidate Stuart Case 723

Hartford	Republican No Nomination		Democratic Robert K. Killian, Jr.	
Hartford		<u>0</u>		<u>11,512</u>
Total		0		11,512

**Plurality: 11,512**

Harwinton	Republican Patrick J. Wall		Democratic No Nomination	
Harwinton		<u>1,521</u>		<u>0</u>
Total		1,521		0

**Plurality: 1,521**

Hebron	Republican No Nomination		Democratic Kevin C. Connors	
Hebron		<u>0</u>		<u>2,694</u>
Total		0		2,694

**Plurality: 2,694**

Killingly	Republican Thomas E. Beaudry		Democratic David A. Griffiths	
Killingly		<u>1,332</u>		<u>2,713</u>
Total		1,332		2,713

**Plurality: 1,381**

Killingworth	Republican Holly Quackenbush Darin		Democratic No Nomination	
Killingworth		<u>1,446</u>		<u>0</u>
Total		1,446		0

**Plurality: 1,446**

**VOTE FOR JUDGE OF PROBATE  
NOVEMBER 7, 2006  
PROBATE DISTRICTS**

	Republican Robert E. Simpson	Democratic Ellin M. Grenger
Ledyard	<u>2,090</u>	<u>2,633</u>
Total	2,090	2,633
<b>Plurality: 543</b>		

---

	Republican Helen Ruwet Bunnell	Democratic Diane Blick
Kent	520	764
Litchfield	1,958	1,815
Morris	502	494
Warren	<u>333</u>	<u>279</u>
Total	3,313	3,352
<b>Plurality: 39</b>		

---

	Republican Richard B. Lightfoot	Democratic No Nomination
Lyme	<u>694</u>	<u>0</u>
Total	694	0
<b>Plurality: 694</b>		

---

	Republican Carol B. Lougee	Democratic Phillip Zuckerman
Madison	<u>3,702</u>	<u>3,949</u>
Total	3,702	3,949
<b>Plurality: 247</b>		

---

	Republican Jeffrey A. Beckman	Democratic John W. Cooney
Manchester	<u>5,879</u>	<u>10,341</u>
Total	5,879	10,341
<b>Plurality: 4,462</b>		

---

	Republican Brendan Putman	Democratic Claire C. Twerdy
Coventry	1,397	2,993
Mansfield	<u>1,132</u>	<u>4,589</u>
Total	2,529	7,582
<b>Plurality: 5,053</b>		

---

**VOTE FOR JUDGE OF PROBATE  
NOVEMBER 7, 2006  
PROBATE DISTRICTS**

Marlborough	Republican Frank J. Corbo, Jr.	Democratic Ned Hickey
Marlborough	<u>1,501</u>	<u>1,246</u>
Total	1,501	1,246
<b>Plurality: 255</b>		

---

Meriden	Republican No Nomination	Democratic Brian T. Mahon
Meriden	<u>0</u>	<u>10,934</u>
Total	0	10,934
<b>Plurality: 10,934</b>		

---

Middletown	Republican No Nomination	Democratic Joseph D. Marino
Cromwell	0	3,979
Durham	0	1,927
Middlefield	0	1,434
Middletown	<u>0</u>	<u>9,729</u>
Total	0	17,069
<b>Plurality: 17,069</b>		

---

Milford	Republican No Nomination	Democratic Beverly Streit-Kefalas
Milford	<u>0</u>	<u>13,040</u>
Total	0	13,040
<b>Plurality: 13,040</b>		

---

Montville	Republican No Nomination	Democratic Ronald K. McDaniel, Jr.
Montville	<u>0</u>	<u>4,462</u>
Total	0	4,462
<b>Plurality: 4,462</b>		

---

Naugatuck	Republican Peter E. Mariano	Democratic No Nomination
Beacon Falls	1,052	0
Naugatuck	<u>4,475</u>	<u>0</u>
Total	5,527	0
<b>Plurality: 5,527</b>		

**VOTE FOR JUDGE OF PROBATE  
NOVEMBER 7, 2006  
PROBATE DISTRICTS**

New Canaan	Republican Russell A. Kimes, Jr.	Democratic No Nomination
New Canaan	<u>5,208</u>	<u>0</u>
Total	5,208	0
<b>Plurality: 5,208</b>		

---

New Fairfield	Republican William P. DeFeo	Democratic No Nomination
New Fairfield	3,242	0
Sherman	<u>909</u>	<u>0</u>
Total	4,151	0
<b>Plurality: 4,151</b>		

---

New Hartford	Republican Norman E. Rogers, Jr.	Democratic Norman E. Rodgers, Jr.
Barkhamsted	571	829
Hartland	449	357
New Hartford	<u>1,334</u>	<u>1,479</u>
Total	2,354	2,665
<b>Plurality: 5,019</b>		

Total votes for cross-endorsed candidate Norman E. Rodgers, Jr. 5,019

---

New Haven	Republican No Nomination	Democratic John A. Keyes
New Haven	<u>0</u>	<u>17,793</u>
Total	0	17,793
<b>Plurality: 17,793</b>		

---

New London	Republican Nicholas Grimaldi, Jr.	Democratic Mathew H. Greene
New London	1,057	3,642
Waterford	<u>2,205</u>	<u>4,898</u>
Total	3,262	8,540
<b>Plurality: 5,278</b>		

---

**VOTE FOR JUDGE OF PROBATE  
NOVEMBER 7, 2006  
PROBATE DISTRICTS**

New Milford	Republican Marty Landgrebe	Democratic No Nomination
Bridgewater	524	0
New Milford	<u>5,248</u>	<u>0</u>
Total	5,772	0
<b>Plurality: 5,772</b>		

Newington	Republican Benjamin Ancona Jr.	Democratic Robert A. Randich
Newington	3,670	7,361
Rocky Hill	2,382	3,780
Wethersfield	<u>4,214</u>	<u>6,012</u>
Total	10,266	17,153
<b>Plurality: 6,887</b>		

Newtown	Republican Margot S. Hall	Democratic No Nomination
Newtown	<u>7,201</u>	<u>0</u>
Total	7,201	0
<b>Plurality: 7,201</b>		

North Branford	Republican Frank J. Forgione	Democratic No Nomination
North Branford	<u>2,622</u>	<u>0</u>
Total	2,622	0
<b>Plurality: 2,622</b>		

North Haven	Republican Michael R. Brandt	Democratic No Nomination
North Haven	<u>4,998</u>	<u>0</u>
Total	4,998	0
<b>Plurality: 4,998</b>		

North Stonington	Republican Teresa A. Pensis	Democratic No Nomination
North Stonington	<u>1,188</u>	<u>0</u>
Total	1,188	0
<b>Plurality: 1,188</b>		



**VOTE FOR JUDGE OF PROBATE  
NOVEMBER 7, 2006  
PROBATE DISTRICTS**

Northwest Corner	Republican Lawrence B. Kurland	Democratic Charles C. Vail
Cornwall	179	531
Norfolk	246	467
North Canaan	391	582
Salisbury	493	1,336
Sharon	<u>372</u>	<u>850</u>
Total	1,681	3,766
		<b>Plurality: 2,085</b>

Norwalk	Republican Anthony D. DePanfilis	Democratic No Nomination
Norwalk	11,215	0
Wilton	<u>4,000</u>	<u>0</u>
Total	15,215	0
		<b>Plurality: 15,215</b>

Norwich	Republican No Nomination	Democratic Linda M. Salafia
Franklin	0	574
Lisbon	0	1,056
Norwich	0	6,464
Preston	0	1,218
Sprague	0	760
Voluntown	<u>0</u>	<u>545</u>
Total	0	10,617
		<b>Plurality: 10,617</b>

Old Lyme	Republican Sylvia L. Peterson	Democratic Sylvia L. Peterson
Old Lyme	<u>1,679</u>	<u>1,772</u>
Total	1,679	1,772
		<b>Plurality: 3,451</b>

Total votes for cross-endorsed candidate Sylvia L. Peterson 3,451

Old Saybrook	Republican Kerry E. Knobelsdorff	Democratic Roger W. Goodnow
Old Saybrook	<u>1,758</u>	<u>2,934</u>
Total	1,758	2,934
		<b>Plurality: 1,176</b>

**VOTE FOR JUDGE OF PROBATE  
NOVEMBER 7, 2006  
PROBATE DISTRICTS**

---

	Orange	Republican John J. Carangelo	Democratic Brian M. Stone
Orange		<u>3,491</u>	<u>2,453</u>
Total		3,491	2,453
			<b>Plurality: 1,038</b>

---

	Oxford	Republican Claire M. McNamara	Democratic John W. Fertig, Jr.
Oxford		<u>1,489</u>	<u>2,702</u>
Total		1,489	2,702
			<b>Plurality: 1,213</b>

---

	Plainfield	Republican No Nomination	Democratic Kathleen Sendley Barry
Canterbury		0	1,293
Plainfield		0	2,894
Sterling		<u>0</u>	<u>606</u>
Total		0	4,793
			<b>Plurality: 4,793</b>

---

	Plainville	Republican No Nomination	Democratic Heidi Famiglietti
Plainville		<u>0</u>	<u>4,517</u>
Total		0	4,517
			<b>Plurality: 4,517</b>

---

	Plymouth	Republican Mark D. Malley	Democratic No Nomination
Plymouth		<u>2,021</u>	<u>0</u>
Total		2,021	0
			<b>Plurality: 2,021</b>

---

	Pomfret	Republican Leah P. Schad	Democratic Leah P. Schad
Pomfret		<u>681</u>	<u>866</u>
Total		681	866
			<b>Plurality: 1,547</b>

Total votes for cross-endorsed candidate Leah P. Schad 1,547

---

**VOTE FOR JUDGE OF PROBATE  
NOVEMBER 7, 2006  
PROBATE DISTRICTS**

	Portland	Republican Richard D. Carella	Democratic Stephen E. Kinsella
Portland		<u>1,864</u>	<u>2,039</u>
Total		1,864	2,039
			<b>Plurality: 175</b>

---

	Putnam	Republican Ernest J. Cotnoir	Democratic Ernest J. Cotnoir
Putnam		<u>813</u>	<u>1,384</u>
Total		813	1,384
			<b>Plurality: 2,197</b>

Total votes for cross-endorsed candidate Ernest J. Cotnoir 2,197

---

	Redding	Republican Richard L. Emerson	Democratic No Nomination
Redding		<u>2,132</u>	<u>0</u>
Total		2,132	0
			<b>Plurality: 2,132</b>

---

	Ridgefield	Republican Joseph A. Egan, Jr.	Democratic No Nomination
Ridgefield		<u>5,788</u>	<u>0</u>
Total		5,788	0
			<b>Plurality: 5,788</b>

---

	Roxbury	Republican Jeannette M. Puglio	Democratic No Nomination
Roxbury		<u>661</u>	<u>0</u>
Total		661	0
			<b>Plurality: 661</b>

---

	Salem	Republican John W. Butts	Democratic John W. Butts
Salem		<u>652</u>	<u>885</u>
Total		652	885
			<b>Plurality: 1,537</b>

Total votes for cross-endorsed candidate John W. Butts 1,537

---

**VOTE FOR JUDGE OF PROBATE  
NOVEMBER 7, 2006  
PROBATE DISTRICTS**

	Saybrook	Republican Justine R. Tobis	Democratic Justine R. Tobis
Chester		<u>462</u>	<u>1,095</u>
Total		462	1,095
<b>Plurality: 1,557</b>			

Total votes for cross-endorsed candidate Justine R. Tobis 1,557

	Shelton	Republican Fred J. Anthony	Democratic James J. Capinera
Shelton		<u>7,719</u>	<u>4,803</u>
Total		7,719	4,803
<b>Plurality: 2,916</b>			

	Simsbury	Republican Paul J. Knierim	Democratic No Nomination
Simsbury		<u>6,481</u>	<u>0</u>
Total		6,481	0
<b>Plurality: 6,481</b>			

	Southbury	Republican Thomas M. Sutnik	Democratic Thomas M. Sutnik
Southbury		<u>4,030</u>	<u>3,475</u>
Total		4,030	3,475
<b>Plurality: 7,505</b>			

Total votes for cross-endorsed candidate Thomas M. Sutnik 7,505

	Southington	Republican Eric P. Daigle	Democratic Bryan F. Meccariello
Southington		<u>5,651</u>	<u>10,460</u>
Total		5,651	10,460
<b>Plurality: 4,809</b>			

	Stafford	Republican Wendell Avery	Democratic Mark J. Maniscalco
Somers		1,433	1,975
Stafford		2,142	2,272
Union		<u>183</u>	<u>219</u>
Total		3,758	4,466
<b>Plurality: 708</b>			

**VOTE FOR JUDGE OF PROBATE  
NOVEMBER 7, 2006  
PROBATE DISTRICTS**

Stamford	Republican Vincent J. Freccia, III	Democratic Gerald M. Fox	Green David A. Bedell
Stamford	<u>8,070</u>	<u>18,811</u>	<u>363</u>
Total	8,070	18,811	363
<b>Plurality: 10,741</b>			

Stonington	Republican Paul E. Cravinho	Democratic Paul E. Cravinho	Petitioning Candidate Jared Swain
Stonington	<u>2,843</u>	<u>3,696</u>	<u>621</u>
Total	2,843	3,696	621
<b>Plurality: 5,918</b>			

Total votes for cross-endorsed candidate Paul E. Cravinho 6,539

Stratford	Republican F. Paul Kurmay	Democratic No Nomination
Stratford	<u>8,619</u>	<u>0</u>
Total	8,619	0
<b>Plurality: 8,619</b>		

Suffield-East Granby	Republican Edward G. McAnaney	Democratic No Nomination
East Granby	1,163	0
Suffield	<u>2,813</u>	<u>0</u>
Total	3,976	0
<b>Plurality: 3,976</b>		

Thomaston	Republican No Nomination	Democratic Joseph J. Fairchild
Thomaston	<u>0</u>	<u>1,828</u>
Total	0	1,828
<b>Plurality: 1,828</b>		

Thompson	Republican No Nomination	Democratic Kathleen J. Murphy
Thompson	<u>0</u>	<u>2,116</u>
Total	0	2,116
<b>Plurality: 2,116</b>		

**VOTE FOR JUDGE OF PROBATE  
NOVEMBER 7, 2006  
PROBATE DISTRICTS**

	Republican Cheryl H. Brown	Democratic No Nomination	
Tolland	4,180		0
Willington	<u>1,175</u>		<u>0</u>
Total	5,355		0
			<b>Plurality: 5,355</b>

	Republican Michael F. Magistrali	Democratic No Nomination	
Goshen	775		0
Torrington	<u>6,735</u>		<u>0</u>
Total	7,510		0
			<b>Plurality: 7,510</b>

	Republican John P. Chiota	Democratic No Nomination	
Easton	1,931		0
Monroe	5,289		0
Trumbull	<u>8,049</u>		<u>0</u>
Total	15,269		0
			<b>Plurality: 15,269</b>

	Republican No Nomination	Democratic Philip A. Wright, Jr.	
Wallingford	<u>0</u>	<u>10,214</u>	
Total	0	10,214	
			<b>Plurality: 10,214</b>

	Republican Victoria M. Cherniske	Democratic No Nomination	
Washington	<u>990</u>		<u>0</u>
Total	990		0
			<b>Plurality: 990</b>

**VOTE FOR JUDGE OF PROBATE  
NOVEMBER 7, 2006  
PROBATE DISTRICTS**

Waterbury	Republican No Nomination	Democratic Tom Brunnock
Middlebury	0	1,672
Waterbury	0	12,394
Wolcott	<u>0</u>	<u>4,548</u>
Total	0	18,614
		<b>Plurality: 18,614</b>

West Hartford	Republican No Nomination	Democratic Sydney W. Elkin
West Hartford	<u>0</u>	<u>17,677</u>
Total	0	17,677
		<b>Plurality: 17,677</b>

West Haven	Republican E. Michael Heffernan	Democratic E. Michael Heffernan
West Haven	<u>3,436</u>	<u>8,202</u>
Total	3,436	8,202
		<b>Plurality: 11,638</b>

Total votes for cross-endorsed candidate E. Michael Heffernan 11,638

Westbrook	Republican No Nomination	Democratic Constance J. Vogell
Westbrook	<u>0</u>	<u>2,271</u>
Total	0	2,271
		<b>Plurality: 2,271</b>

Westport	Republican No Nomination	Democratic Kevin M. O'Grady
Weston	0	2,672
Westport	<u>0</u>	<u>7,933</u>
Total	0	10,605
		<b>Plurality: 10,605</b>

Winchester	Republican No Nomination	Democratic Alan M. Barber
Colebrook	0	471
Winchester	<u>0</u>	<u>2,463</u>
Total	0	2,934
		<b>Plurality: 2,934</b>

**VOTE FOR JUDGE OF PROBATE  
NOVEMBER 7, 2006  
PROBATE DISTRICTS**

Windham	Republican No Nomination	Democratic Dennis O'Brien
Scotland	0	426
Windham	<u>0</u>	<u>3,881</u>
Total	0	4,307
<b>Plurality: 4,307</b>		

Windsor	Republican Brian Griffin	Democratic Brian Griffin
Windsor	<u>6,714</u>	<u>2,750</u>
Total	6,714	2,750
<b>Plurality: 9,464</b>		

Total votes for cross-endorsed candidate Brian Griffin 9,464

Windsor Locks	Republican No Nomination	Democratic William C. Leary
Windsor Locks	<u>0</u>	<u>3,032</u>
Total	0	3,032
<b>Plurality: 3,032</b>		

Woodbridge	Republican No Nomination	Democratic Peter D. Hershman
Woodbridge	<u>0</u>	<u>2,575</u>
Total	0	2,575
<b>Plurality: 2,575</b>		

Woodbury	Republican Domenick Calabrese	Democratic No Nomination
Bethlehem	1,185	0
Watertown	4,443	0
Woodbury	<u>2,398</u>	<u>0</u>
Total	8,026	0
<b>Plurality: 8,026</b>		

Woodstock	Republican Nancy M. Gale	Democratic No Nomination
Woodstock	<u>1,862</u>	<u>0</u>
Total	1,862	0
<b>Plurality: 1,862</b>		



SUMMARY OF ELECTION DAY REGISTRATION, TURNOUT AND  
 ABSENTEE BALLOT STATISTICS BY CONGRESSIONAL DISTRICT

November 7, 2006

	*Names on Official Check List (Active)	*Number Checked as Having Voted	Percentage Checked as Having Voted	Number of *Absentee Ballots Received from Town Clerk	Number of *Absentee Ballots Rejected	Number of *Absentee Ballots Voted
1	403,947	244,299	60.48%	12,352	159	12,193
2	411,275	255,477	62.12%	12,765	192	12,573
3	366,584	214,018	58.38%	11,410	220	11,190
4	373,070	216,899	58.14%	14,948	226	14,722
5	<u>386,591</u>	<u>231,698</u>	<u>59.93%</u>	<u>13,457</u>	<u>279</u>	<u>13,178</u>
Total	1,941,467	1,162,391	59.87%	64,932	1,076	63,856

\*Includes Overseas Ballot votes

SUMMARY OF ELECTION DAY REGISTRATION, TURNOUT AND  
ABSENTEE BALLOT STATISTICS BY COUNTY

November 7, 2006

	*Names on Official Check List (Active)	*Number Checked as Having Voted	Percentage Checked as Having Voted	Number of *Absentee Ballots Received from Town Clerk	Number of *Absentee Ballots Rejected	Number of *Absentee Ballots Voted
Fairfield	478,140	280,323	58.63%	18,443	271	18,172
Hartford	483,213	293,349	60.71%	14,835	248	14,587
Litchfield	116,388	73,116	62.82%	4,552	81	4,471
Middlesex	99,564	65,818	66.11%	3,664	47	3,617
New Haven	467,773	269,477	57.61%	14,514	287	14,227
New London	146,643	89,512	61.04%	4,895	76	4,819
Tolland	84,326	54,779	64.96%	2,496	40	2,456
Windham	<u>65,420</u>	<u>36,017</u>	<u>55.06%</u>	<u>1,533</u>	<u>26</u>	<u>1,507</u>
Total	1,941,467	1,162,391	59.87%	64,932	1,076	63,856

\*Includes Overseas Ballot votes

**ELECTION DAY REGISTRATION, TURNOUT AND  
ABSENTEE BALLOT STATISTICS  
November 7, 2006**

Town	*Names on Official Check List (Active)	*Number Checked as Having Voted	Percentage Checked as Having Voted	Number of *Absentee Ballots Received from Town Clerk	Number of *Absentee Ballots Rejected	Number of *Absentee Ballots Voted
Andover	2,216	1,495	67.46%	54	1	53
Ansonia	9,365	5,307	56.67%	264	0	264
Ashford	2,811	1,820	64.75%	68	0	68
Avon	11,336	8,420	74.28%	713	10	703
Barkhamsted	2,508	1,754	69.94%	62	1	61
Beacon Falls	3,443	2,151	62.47%	80	2	78
Berlin	12,463	8,308	66.66%	385	2	383
Bethany	3,726	2,665	71.52%	142	3	139
Bethel	10,786	6,847	63.48%	317	4	313
Bethlehem	2,676	1,854	69.28%	112	4	108
Bloomfield	13,666	8,218	60.13%	628	6	622
Bolton	3,485	2,464	70.70%	107	2	105
Bozrah	1,653	1,087	65.76%	51	4	47
Branford	18,283	11,309	61.86%	685	16	669
Bridgeport	58,280	22,946	39.37%	906	22	884
Bridgewater	1,445	972	67.27%	81	1	80
Bristol	31,926	18,598	58.25%	829	6	823
Brookfield	9,483	6,469	68.22%	313	3	310
Brooklyn	4,577	2,647	57.83%	102	1	101
Burlington	6,019	3,919	65.11%	190	0	190
Canaan	744	500	67.20%	45	0	45
Canterbury	3,350	2,017	60.21%	75	0	75
Canton	6,596	4,584	69.50%	270	5	265
Chaplin	1,393	874	62.74%	21	0	21
Cheshire	17,496	12,075	69.02%	719	22	697
Chester	2,534	1,658	65.43%	126	4	122
Clinton	9,272	5,509	59.42%	214	1	213
Colchester	9,216	5,864	63.63%	238	7	231
Colebrook	1,070	710	66.36%	36	0	36
Columbia	3,517	2,577	73.27%	118	1	117
Cornwall	1,047	813	77.65%	96	1	95
Coventry	7,629	4,881	63.98%	166	0	166

**ELECTION DAY REGISTRATION, TURNOUT AND  
ABSENTEE BALLOT STATISTICS  
November 7, 2006**

Town	*Names on Official Check List (Active)	*Number Checked as Having Voted	Percentage Checked as Having Voted	Number of *Absentee Ballots Received from Town Clerk	Number of *Absentee Ballots Rejected	Number of *Absentee Ballots Voted
Cromwell	8,835	5,628	63.70%	367	3	364
Danbury	30,559	17,504	57.28%	1,050	13	1,037
Darien	12,164	8,005	65.81%	679	4	675
Deep River	3,067	2,090	68.14%	121	2	119
Derby	6,380	3,625	56.82%	184	0	184
Durham	4,763	3,295	69.18%	182	0	182
East Granby	3,234	2,214	68.46%	109	0	109
East Haddam	5,449	3,765	69.10%	4	0	4
East Hampton	7,595	5,330	70.18%	232	5	227
East Hartford	24,821	12,637	50.91%	454	12	442
East Haven	15,017	8,470	56.40%	391	3	388
East Lyme	11,160	7,659	68.63%	542	5	537
East Windsor	6,450	3,693	57.26%	120	2	118
Eastford	1,096	764	69.71%	33	2	31
Easton	5,112	3,250	63.58%	219	0	219
Ellington	8,578	5,388	62.81%	187	2	185
Enfield	25,313	14,629	57.79%	513	11	502
Essex	4,561	3,415	74.87%	260	5	255
Fairfield	34,299	22,658	66.06%	1,472	22	1,450
Farmington	16,086	10,947	68.05%	786	18	768
Franklin	1,240	869	70.08%	27	1	26
Glastonbury	21,557	15,247	70.73%	936	12	924
Goshen	2,008	1,436	71.51%	88	1	87
Granby	6,865	5,120	74.58%	260	3	257
Greenwich	32,844	21,865	66.57%	1,888	41	1,847
Griswold	6,359	3,454	54.32%	81	2	79
Groton	18,439	10,652	57.77%	688	17	671
Guilford	15,190	10,022	65.98%	667	14	653
Haddam	5,404	3,654	67.62%	149	2	147
Hamden	32,666	20,407	62.47%	1,290	46	1,244
Hampton	1,230	881	71.63%	38	0	38
Hartford	44,207	16,904	38.24%	37	0	37

**ELECTION DAY REGISTRATION, TURNOUT AND  
ABSENTEE BALLOT STATISTICS**

**November 7, 2006**

Town	*Names on Official Check List (Active)	*Number Checked as Having Voted	Percentage Checked as Having Voted	Number of *Absentee Ballots Received from Town Clerk	Number of *Absentee Ballots Rejected	Number of *Absentee Ballots Voted
Hartland	1,461	927	63.45%	35	0	35
Harwinton	3,830	2,525	65.93%	91	0	91
Hebron	5,999	3,958	65.98%	161	1	160
Kent	1,968	1,404	71.34%	150	0	150
Killingly	8,814	4,594	52.12%	182	0	182
Killingworth	4,413	3,003	68.05%	123	2	121
Lebanon	4,555	3,086	67.75%	105	0	105
Ledyard	8,528	5,341	62.63%	271	1	270
Lisbon	2,502	1,568	62.67%	43	2	41
Litchfield	6,035	3,829	63.45%	329	9	320
Lyme	1,733	1,301	75.07%	103	1	102
Madison	13,052	8,212	62.92%	651	3	648
Manchester	30,334	18,228	60.09%	1,025	5	1,020
Mansfield	10,448	6,274	60.05%	365	7	358
Marlborough	4,065	2,901	71.37%	100	1	99
Meriden	30,594	16,391	53.58%	743	8	735
Middlebury	4,676	3,315	70.89%	169	2	167
Middlefield	3,040	2,098	69.01%	114	6	108
Middletown	22,940	14,383	62.70%	941	9	932
Milford	31,167	19,614	62.93%	809	0	809
Monroe	12,429	7,467	60.08%	336	2	334
Montville	9,242	5,932	64.19%	250	2	248
Morris	1,624	1,087	66.93%	81	2	79
Naugatuck	16,468	8,743	53.09%	321	6	315
New Britain	30,574	14,657	47.94%	715	21	694
New Canaan	11,798	8,107	68.72%	723	8	715
New Fairfield	8,798	5,190	58.99%	252	3	249
New Hartford	4,515	3,154	69.86%	183	3	180
New Haven	55,913	26,615	47.60%	1,679	38	1,641
New London	9,950	5,384	54.11%	278	4	274
New Milford	16,576	9,342	56.36%	427	1	426
Newington	18,129	12,006	66.23%	663	14	649

**ELECTION DAY REGISTRATION, TURNOUT AND  
ABSENTEE BALLOT STATISTICS**

**November 7, 2006**

Town	*Names on Official Check List (Active)	*Number Checked as Having Voted	Percentage Checked as Having Voted	Number of *Absentee Ballots Received from Town Clerk	Number of *Absentee Ballots Rejected	Number of *Absentee Ballots Voted
Newtown	15,881	10,762	67.77%	603	4	599
Norfolk	1,110	814	73.33%	77	0	77
North Branford	8,555	5,546	64.83%	228	3	225
North Canaan	1,866	1,111	59.54%	109	0	109
North Haven	15,502	10,318	66.56%	518	4	514
North Stonington	3,472	2,196	63.25%	101	3	98
Norwalk	45,645	23,953	52.48%	1,239	27	1,212
Norwich	18,643	9,125	48.95%	441	1	440
Old Lyme	5,951	3,860	64.86%	325	3	322
Old Saybrook	7,282	4,926	67.65%	395	3	392
Orange	9,854	6,617	67.15%	362	5	357
Oxford	7,699	4,652	60.42%	189	3	186
Plainfield	8,773	4,317	49.21%	153	0	153
Plainville	9,875	6,245	63.24%	201	6	195
Plymouth	7,467	3,869	51.81%	150	6	144
Pomfret	2,650	1,724	65.06%	94	0	94
Portland	6,195	4,215	68.04%	240	0	240
Preston	3,505	1,945	55.49%	77	0	77
Prospect	5,768	3,738	64.81%	130	0	130
Putnam	4,912	2,557	52.06%	138	10	128
Redding	6,395	4,154	64.96%	317	1	316
Ridgefield	15,516	10,050	64.77%	748	6	742
Rocky Hill	11,121	7,430	66.81%	454	7	447
Roxbury	1,656	1,192	71.98%	109	0	109
Salem	2,562	1,769	69.05%	74	0	74
Salisbury	2,779	1,945	69.99%	275	1	274
Scotland	1,054	694	65.84%	27	0	27
Seymour	9,313	5,421	58.21%	197	3	194
Sharon	1,816	1,318	72.58%	138	4	134
Shelton	24,489	13,854	56.57%	772	2	770
Sherman	2,500	1,684	67.36%	144	0	144
Simsbury	16,134	11,402	70.67%	824	33	791

**ELECTION DAY REGISTRATION, TURNOUT AND  
ABSENTEE BALLOT STATISTICS**

**November 7, 2006**

Town	*Names on Official Check List (Active)	*Number Checked as Having Voted	Percentage Checked as Having Voted	Number of *Absentee Ballots Received from Town Clerk	Number of *Absentee Ballots Rejected	Number of *Absentee Ballots Voted
Somers	5,908	3,748	63.44%	160	0	160
South Windsor	15,566	10,725	68.90%	591	2	589
Southbury	13,720	8,896	64.84%	558	16	542
Southington	26,874	17,023	63.34%	909	43	866
Sprague	1,667	1,109	66.53%	52	1	51
Stafford	7,609	4,750	62.43%	255	3	252
Stamford	54,540	30,259	55.48%	2,391	44	2,347
Sterling	1,863	981	52.66%	31	1	30
Stonington	12,297	8,190	66.60%	633	16	617
Stratford	28,904	16,389	56.70%	794	19	775
Suffield	7,818	5,441	69.60%	288	3	285
Thomaston	4,958	2,957	59.64%	115	3	112
Thompson	5,229	3,015	57.66%	103	2	101
Tolland	9,408	6,377	67.78%	254	1	253
Torrington	18,526	11,904	64.26%	921	21	900
Trumbull	23,598	14,651	62.09%	850	20	830
Union	572	451	78.85%	28	1	27
Vernon	15,561	10,094	64.87%	559	18	541
Voluntown	1,517	909	59.92%	24	1	23
Wallingford	25,861	16,364	63.28%	946	20	926
Warren	955	666	69.74%	33	3	30
Washington	2,200	1,716	78.00%	177	7	170
Waterbury	51,951	22,703	43.70%	1,180	44	1,136
Waterford	12,452	8,212	65.95%	491	5	486
Watertown	13,776	8,319	60.39%	272	10	262
West Hartford	38,044	26,401	69.40%	1,667	20	1,647
West Haven	29,555	15,833	53.57%	793	11	782
Westbrook	4,214	2,849	67.61%	196	5	191
Weston	6,071	4,321	71.17%	451	3	448
Westport	16,836	12,237	72.68%	1,310	14	1,296
Wethersfield	17,189	11,048	64.27%	547	4	543
Willington	3,396	2,322	68.37%	82	3	79

**ELECTION DAY REGISTRATION, TURNOUT AND  
ABSENTEE BALLOT STATISTICS  
November 7, 2006**

Town	*Names on Official Check List (Active)	*Number Checked as Having Voted	Percentage Checked as Having Voted	Number of *Absentee Ballots Received from Town Clerk	Number of *Absentee Ballots Rejected	Number of *Absentee Ballots Voted
Wilton	11,213	7,701	68.68%	669	9	660
Winchester	6,833	3,678	53.83%	158	1	157
Windham	12,968	5,925	45.69%	312	8	304
Windsor	18,168	11,010	60.60%	444	2	442
Windsor Locks	7,322	4,467	61.01%	142	0	142
Wolcott	10,403	6,107	58.70%	261	2	259
Woodbridge	6,156	4,361	70.84%	358	13	345
Woodbury	6,400	4,247	66.36%	237	2	235
Woodstock	<u>4,700</u>	<u>3,207</u>	<u>68.23%</u>	<u>156</u>	<u>2</u>	<u>154</u>
Statewide Totals	1,941,467	1,162,391	59.87%	64,932	1,076	63,856

\*Includes Overseas Ballot votes




STATE OF CONNECTICUT  
OFFICE OF THE SECRETARY OF THE STATE

We, the undersigned, having canvassed the Returns of the Presiding Officers of the Electors' Meetings  
in the several towns of this State, hereby declare


M. Jodi Rell

elected GOVERNOR of the State of Connecticut for the term of four years from the  
Wednesday following the first Monday of January,  
Two Thousand Seven.


Dated in Hartford, Connecticut  
this twenty-ninth day of November  
Two Thousand Six



Susan Bysiewicz  
Secretary of the State



Howard G. Rifkin  
Deputy Treasurer



Nancy Wyman  
Comptroller


STATE OF CONNECTICUT  
OFFICE OF THE SECRETARY OF THE STATE


We, the undersigned, having canvassed the Returns of the Presiding Officers of the Electors' Meetings  
in the several towns of this State, hereby declare


Michael Fedele

elected LIEUTENANT GOVERNOR of the State of Connecticut for the term of four years  
from the Wednesday following the first Monday of January,  
Two Thousand Seven.

Dated in Hartford, Connecticut  
this twenty-ninth day of November  
Two Thousand Six

  
Susan Bysiewicz  
Secretary of the State

  
Howard G. Rifkin  
Deputy Treasurer

  
Nancy Wyman  
Comptroller

STATE OF CONNECTICUT


OFFICE OF THE SECRETARY OF THE STATE

We, the undersigned, having canvassed the Returns of the Presiding Officers of the Electors' Meetings in the several towns of this State, hereby declare:


Joe Lieberman

Elected UNITED STATES SENATOR in the Congress of the United States  
For the term of six years from 12:00 noon on the 3<sup>rd</sup> day of January,  
Two Thousand Seven


Dated in Hartford, Connecticut  
This twenty-ninth day of November  
Two Thousand Six



Susan Bysiewicz  
Secretary of the State



Howard G. Rifkin  
Deputy Treasurer



Nancy Wyman  
Comptroller


STATE OF CONNECTICUT

OFFICE OF THE SECRETARY OF THE STATE


We, the undersigned, having canvassed the Returns of the Presiding Officers of the Electors' Meetings in the towns comprising the several Congressional Districts of this State, hereby declare the following named persons elected REPRESENTATIVES in the ONE HUNDRED TENTH CONGRESS of the United States for the term of two years from 12:00 noon on the 3rd day of January, Two Thousand Seven:

<u>Congressional District</u>	<u>Name</u>
1	John B. Larson
2	Joe Courtney
3	Rosa L. DeLauro
4	Christopher Shays
5	Chris Murphy


Dated in Hartford, Connecticut  
this twenty-ninth day of November  
Two Thousand Six



Susan Bysiewicz  
Secretary of the State



Howard G. Rifkin  
Deputy Treasurer




Nancy Wyman  
Comptroller


STATE OF CONNECTICUT  
OFFICE OF THE SECRETARY OF THE STATE


We, the undersigned, having canvassed the Returns of the Presiding Officers of the Electors' Meetings in the towns comprising the different Senatorial Districts of this State, hereby declare the following named persons elected STATE SENATORS for the term of two years from the Wednesday following the first Monday of January, Two Thousand Seven:

<u>Senatorial District</u>	<u>NAME</u>	<u>Senatorial District</u>	<u>NAME</u>
1	John W. Fonfara	19	Edith G. Prague
2	Eric D. Coleman	20	Andrea L. Stillman
3	Gary D. LeBeau	21	Dan Debicella
4	Mary Ann Handley	22	Bill Finch
5	Jonathan A. Harris	23	Edwin A. Gomes
6	Donald J. DeFronzo	24	David J. Cappiello
7	John A. Kissel	25	Bob Duff
8	Thomas J. Herlihy	26	Judith G. Freedman
9	Paul R. Doyle	27	Andrew J. McDonald
10	Toni N. Harp	28	John P. McKinney
11	Martin M. Looney	29	Donald E. Williams, Jr.
12	Edward Meyer	30	Andrew Roraback
13	Thomas P. Gaffey	31	Tom Colapietro
14	Gayle Slossberg	32	Louis C. DeLuca
15	Joan V. Hartley	33	Eileen M. Daily
16	Sam S.F. Caligiuri	34	Leonard A. Fasano
17	Joe Crisco	35	Tony Guglielmo
18	Andrew M. Maynard	36	William H. Nickerson

Dated in Hartford, Connecticut  
this twenty-ninth day of November  
Two Thousand Six

  
Susan Bysiewicz  
Secretary of the State

  
Howard G. Rifkin  
Deputy Treasurer

  
Nancy Wynan  
Comptroller

STATE OF CONNECTICUT

OFFICE OF THE SECRETARY OF THE STATE


We, the undersigned, having canvassed the Returns of the Presiding Officers of the Electors' Meetings in the towns comprising the different Assembly Districts of this State, hereby declare the following named persons elected STATE REPRESENTATIVES for the term of two years from the Wednesday following the first Monday of January, Two Thousand Seven:


<u>Assembly District</u>	<u>NAME</u>	<u>Assembly District</u>	<u>NAME</u>
1	Kenneth P. Green	28	Russell A. Morin
2	Jason W. Bartlett	29	Antonio "Tony" Guerrero
3	Minnie Gonzalez	30	Joe Aresimowicz
4	Kelvin Roldan	31	Thomas J. Kehoe
5	Marie Lopez Kirkley-Bey	32	Jim O'Rourke
6	Art J. Feltman	33	Joseph C. Serra
7	Douglas McCrory	34	Gail K. Hamm
8	Joan A. Lewis	35	Brian J. O'Connor
9	Christopher R. Stone	36	James Field Spallone
10	Henry Genga	37	Ed Jutila
11	Michael A. Christ	38	Elizabeth B. Ritter
12	Ryan P. Barry	39	Ernest Hewett
13	John W. Thompson	40	Edward E. Moukawsher
14	Bill Aman	41	Elissa T. Wright
15	Faith McMahon	42	Tom Reynolds
16	Linda Schofield	43	Diana S. Urban
17	Kevin D. Witkos	44	Michael Caron
18	Andrew M. Fleischmann	45	Steven T. Mikutel
19	Beth Bye	46	Melissa Olson
20	David McCluskey	47	Jack Malone
21	Demetrios Giannaros	48	Linda A. Orange
22	Elizabeth "Betty" Boukus	49	Walter Pawelkiewicz
23	Marilyn Giuliano	50	Mike Alberts
24	Tim O'Brien	51	Shawn T. Johnston
25	John C. Geragosian	52	Penny Bacchiochi
26	Peter Tercyak	53	Bryan Hurlburt
27	Sandy Nafis	54	Denise Merrill


<u>Assembly District</u>	<u>NAME</u>	<u>Assembly District</u>	<u>NAME</u>
55	Pamela Z. Sawyer	89	Vickie Orsini Nardello
56	Claire L. Janowski	90	Mary G. Fritz
57	Ted Graziani	91	Peter F. Villano
58	Kathleen M. Tallarita	92	Patricia A. Dillon
59	Karen Jarmoc	93	Toni E. Walker
60	Peggy Sayers	94	William R. Dyson
61	Ruth C. Fahrbach	95	Juan Candelaria
62	Richard F. Ferrari	96	Cameron C. Staples
63	George M. Wilber	97	Robert Megna
64	Roberta B. Willis	98	Patricia Widlitz
65	Anne L. Ruwet	99	Mike Lawlor
66	Craig A. Miner	100	Raymond C. Kalinowski
67	Clark J. Chapin	101	Deb Heinrich
68	Sean Williams	102	Peter J. Panaroni, Jr.
69	Arthur J. O'Neill	103	Al Adinolfi
70	Kevin M. DelGobbo	104	Linda Menna Gentile
71	Anthony J. D'Amelio	105	Len Greene
72	Larry B. Butler	106	Julia B. Wasserman
73	Jeffrey J. Berger	107	David A. Scribner
74	Selim G. Noujaim	108	Mary Ann Carson
75	David Aldarondo	109	Joseph Taborsak
76	John Piscopo	110	Bob Godfrey
77	Ron Burns	111	John H. Frey
78	William A. Hamzy	112	Debralee Hovey
79	Frank N. Nicastro, Sr.	113	Richard O. Belden
80	John "Corky" Mazurek	114	Themis Klarides
81	Bruce "Zeke" Zalaski	115	Stephen Dargan
82	Emil "Buddy" Altobello	116	Louis P. Esposito Jr.
83	Catherine Abercrombie	117	Paul Davis
84	Christopher G. Donovan	118	James A. Amann
85	Mary M. Mushinsky	119	Richard F. Roy
86	Vincent J. Candelora	120	John A. Harkins
87	Steve Fontana	121	Terry Backer
88	Brendan Sharkey	122	Lawrence G. Miller

<u>Assembly District</u>	<u>NAME</u>	<u>Assembly District</u>	<u>NAME</u>
123	T. R. Rowe	138	Janice R. Giegler
124	Charles (Don) Clemons, Jr.	139	Kevin Ryan
125	John W. Hetherington	140	Bruce V. Morris
126	Christopher L. Caruso	141	John J. Ryan
127	John F. Hennessy	142	Lawrence F. Cafero, Jr.
128	Andres Ayala, Jr.	143	Toni Boucher
129	Robert T. Keeley, Jr.	144	James Shapiro
130	Felipe Reinoso	145	Christel H. Truglia
131	David K. Labriola	146	Gerald M. Fox, III
132	Thomas J. Drew	147	William Tong
133	Kim Fawcett	148	Carlo Leone
134	Tom F. Christiano	149	Livvy R. Floren
135	John E. Stripp	150	Lile R. Gibbons
136	Joe Mioli	151	Claudia M. Powers
137	Chris Perone		

Dated in Hartford, Connecticut  
 this twenty-ninth day of November  
 Two Thousand Six

  
 Susan Bysiewicz  
 Secretary of the State

  
 Howard G. Rifkin  
 Deputy Treasurer

  
 Nancy Wyman  
 Comptroller




STATE OF CONNECTICUT  
OFFICE OF THE SECRETARY OF THE STATE

We, the undersigned, having canvassed the Returns of the Presiding Officers of the Electors' Meetings  
in the several towns of this State, hereby declare

SUSAN BYSIEWICZ


elected SECRETARY OF THE STATE of the State of Connecticut for the term of four years  
from the Wednesday following the first Monday of January,  
Two Thousand Seven.

Dated in Hartford, Connecticut  
this twenty-ninth day of November  
Two Thousand Six



---

Howard G. Rifkin  
Deputy Treasurer



---

Nancy Wymen  
Comptroller


STATE OF CONNECTICUT  
OFFICE OF THE SECRETARY OF THE STATE

We, the undersigned, having canvassed the Returns of the Presiding Officers of the Electors' Meetings  
in the several towns of this State, hereby declare


DENISE L. NAPPIER

elected TREASURER of the State of Connecticut for the term of four years from the  
Wednesday following the first Monday of January,  
Two Thousand Seven.

Dated in Hartford, Connecticut  
this twenty-ninth day of November  
Two Thousand Six



Susan Bysiewicz  
Secretary of the State



Nancy Wyman  
Comptroller

STATE OF CONNECTICUT


OFFICE OF THE SECRETARY OF THE STATE

We, the undersigned, having canvassed the Returns of the Presiding Officers of the Electors' Meetings  
in the several towns of this State, hereby declare


NANCY WYMAN

elected COMPTROLLER of the State of Connecticut for the term of four years from the  
Wednesday following the first Monday of January,  
Two Thousand Seven.

Dated in Hartford, Connecticut  
this twenty-ninth day of November  
Two Thousand Six



Susan Bysiewicz  
Secretary of the State



Howard G. Rifkin  
Deputy Treasurer


STATE OF CONNECTICUT  
OFFICE OF THE SECRETARY OF THE STATE

We, the undersigned, having canvassed the Returns of the Presiding Officers of the Electors' Meetings  
in the several towns of this State, hereby declare


RICHARD BLUMENTHAL

elected ATTORNEY GENERAL of the State of Connecticut for the term of four years from  
the Wednesday following the first Monday of January,  
Two Thousand Seven.


Dated in Hartford, Connecticut  
this twenty-ninth day of November  
Two Thousand Six



Susan Bysiewicz  
Secretary of the State



Howard G. Rifkin  
Deputy Treasurer



Nancy Wyma  
Comptroller

## STATE OF CONNECTICUT

## OFFICE OF THE SECRETARY OF THE STATE


We, the undersigned, having canvassed the Returns of the Presiding Officers of the Electors' Meetings in the towns comprising the several Probate Districts of this State, hereby declare the following named persons elected JUDGE OF PROBATE for the term of four years from the Wednesday following the first Monday of January, Two Thousand Seven:

<u>PROBATE DISTRICT OF:</u>	<u>NAME:</u>	<u>PROBATE DISTRICT OF:</u>	<u>NAME:</u>
Andover	Elaine N. Camposeo	Ellington	James Purnell
Ashford	Dennis R. Poitras	Enfield	Susan L. Warner
Avon	Cynthia C. Becker	Essex	Deborah M. Pearl
Berlin	Walter A. Clebowicz	Fairfield	Daniel F. Caruso
Bethany	Guy D. Yale	Farmington	Evelyn Daly
Bethel	Daniel W. O'Grady	Glastonbury	Peter Alter
Bloomfield	Steven M. Zelman	Granby	Daniel Putnam Brown, Jr.
Bozrah	Stanley Mokrzewski	Greenwich	David W. Hopper
Branford	John E. Donegan	Griswold	George Kennedy
Bridgeport	Paul J. Ganim	Groton	Frederick W. Palm, Jr.
Bristol	Andre D. Dorval	Guilford	Joel E. Helander
Brookfield	Joseph P. Secola	Haddam	Sharon G. Kapitulik
Brooklyn	James K. Kelley	Hamden	Salvatore L. Diglio
Burlington	Charles W. Bauer	Hampton	Stuart Case
Canton	Marygale Bouldin	Hartford	Robert K. Killian, Jr.
Cheshire	Raymond F. Voelker	Harwinton	Patrick J. Wall
Clinton	Raymond J. Rigat	Hebron	Kevin C. Connors
Colchester	Jodi Thomas	Killingly	David A. Griffiths
Danbury	Dianne E. Yamin	Killingworth	Holly Quackenbush Darin
Darien	John B. Rearden, Jr.	Ledyard	Ellin M. Grenger
Deep River	Patricia L. Damon	Litchfield	Diane Blick
Derby	Clifford D. Hoyle	Lyme	Richard B. Lightfoot
East Haddam	Paul D. Buhl	Madison	Phillip Zuckerman
East Hampton	Anne C. McKinney	Manchester	John W. Cooney
East Hartford	Allan Driscoll	Mansfield	Claire C. Twerdy
East Haven	Michael A. Albis	Marlborough	Frank J. Corbo, Jr.
East Lyme	Jeffrey McNamara	Meriden	Brian T. Mahon
East Windsor	Marianne Lassman Fisher	Middletown	Joseph D. Marino
Eastford	Michael H. Ellsworth	Milford	Beverly Streit-Kefalas


<u>PROBATE DISTRICT OF:</u>	<u>NAME:</u>
Montville	Ronald K. McDaniel Jr.
Naugatuck	Peter E. Mariano
New Canaan	Russell A. Kimes, Jr.
New Fairfield	William P. DeFeo
New Hartford	Norman E. Rogers, Jr.
New Haven	John A. Keyes
New London	Mathew H. Greene
New Milford	Marty Landgrebe
Newington	Robert A. Randich
Newtown	Margot S. Hall
North Branford	Frank J. Forgione
North Haven	Michael R. Brandt
North Stonington	Teresa A. Pensis
Northwest Corner	Charles C. Vail
Norwalk	Anthony J. DePanfilis
Norwich	Linda M. Salafia
Old Lyme	Sylvia L. Peterson
Old Saybrook	Roger W. Goodnow
Orange	John J. Carangelo
Oxford	John W. Fertig Jr.
Plainfield	Kathleen Sendley Barry
Plainville	Heidi Famiglietti
Plymouth	Mark D. Malley
Pomfret	Leah P. Schad
Portland	Stephen E. Kinsella
Putnam	Ernest J. Cotnoir
Redding	Richard L. Emerson
Ridgefield	Joseph A. Egan Jr.
Roxbury	Jeannette M. Puglio
Salem	John W. Butts

<u>PROBATE DISTRICT OF:</u>	<u>NAME:</u>
Saybrook	Justine R. Tobis
Shelton	Fred J. Anthony
Simsbury	Paul J. Knierim
Southbury	Thomas M. Sutnik
Southington	Bryan F. Meccariello
Stafford	Mark J. Maniscalco
Stamford	Gerald M. Fox
Stonington	Paul E. Cravinho
Stratford	F. Paul Kurmay
Suffield	Edward G. McAnaney
Thomaston	Joseph J. Fairchild
Thompson	Kathleen J. Murphy
Tolland	Cheryl H. Brown
Torrington	Michael F. Magistrali
Trumbull	John P. Chiota
Wallingford	Philip A. Wright, Jr.
Washington	Victoria M. Cherniske
Waterbury	Tom Brunnock
West Hartford	Sydney W. Elkin
West Haven	E. Michael Heffernan
Westbrook	Constance J. Vogell
Westport	Kevin O'Grady
Winchester	Alan M. Barber
Windham	Dennis O'Brien
Windsor	Brian Griffin
Windsor Locks	William C. Leary
Woodbridge	Peter D. Hershman
Woodbury	Domenick Calabrese
Woodstock	Nancy M. Gale


Dated in Hartford, Connecticut  
this twenty-ninth day of November  
Two Thousand Six



Susan Bysiewicz  
Secretary of the State



Howard G. Rifkin  
Deputy Treasurer



Nancy Wyma  
Comptroller

**Back of Pamphlet Intentionally Left Blank**

**End of File**