

February 24, 2020

TO ALL TOWN CLERKS:

Re: Federal Write-In Absentee Ballot (FWAB - blank)--Connecticut accepts for only federal offices.

**Acceptance of the Federal Write-In Absentee Ballot ("FWAB")**

Although Connecticut is exempt from accepting the FWAB pursuant to Section 103(f) of P.L. 9-410 and the Report of the Committee on House Administration, 99th Congress, 2nd Session, Report 99-765 at page 17, we advise you to accept the FWAB this year (election and primary) for only federal offices.

Connecticut has a history of providing all members of the military with sufficient opportunity to cast their ballot. We have in the past counted the FWAB from certain APO/FPO zip codes because of emergency measures approved by the Federal Voting Assistance Program. In addition, continued acceptance of the FWAB is consistent with the passage of the recent MOVE Act.

**Authority to Accept the FWAB**

Federal law authorizes the counting of FWAB's provided a Federal Post Card Application (FPCA) or Application for Absentee Ballot (ED-3) was on file with the town clerk within one year of an election. The Federal Voting Assistance Program recommends that we recognize the detailed Voter's Declaration/Affirmation on the outside of the FWAB (received up to and including election and primary day) as an application for an absentee ballot for federal offices at an election or primary. In addition, Connecticut General Statutes §9-153d(b) allows town clerks to direct overseas ballots without an application if the original signed application is received prior to election or primary day.

**FWAB Process**

FWAB's from all zip codes **outside** the U.S. should be counted as ballots for federal office only, even if the applicant is not a registered elector. Such FWAB's can be treated as Overseas Ballots.

**Use of FWAB by an Elector in Town**

If the person who has filed a Federal Write-in Absentee Ballot is an elector in the town, a notice should be sent to the voter notifying the voter that: (a) Connecticut is authorized to count FWAB's only for Federal offices, (b) a Connecticut ballot is being or will be issued beginning on a certain date and (c) he must return the completed Connecticut ballot if he wishes to vote for state and municipal offices.

If a Connecticut absentee ballot has not previously been issued and is available, fill out and file a Direction by Registrar Form ED-12 and send the Connecticut absentee ballot (separately from the notice).

#### Use of FWAB by a Non Elector

If the individual who filed the Federal Absentee Write-in Ballot is not an elector in the town, the town clerk should: (a) fill out and file a Direction by Registrar Form ED-12 and send the Connecticut absentee ballot when available and (b) (separately from the absentee ballot) send to the voter a notice explaining that: (1) Connecticut is authorized to count FWAB's only for Federal office, (2) a Connecticut ballot is being or will be issued beginning on a certain date and (3) he must return the completed Connecticut ballot if he wishes to vote for state and municipal offices.

Along with the notice above, the ED-20 "Application for Voter Registration" and corresponding return envelope ED-22 should also be sent. The town clerk should ask that the ED-20 or FPCA be returned (separately from the Connecticut Ballot) by 5:00 p.m. on the day before the election or primary.

#### Use of FWAB within the U.S.

If the FWAB cannot be counted because the FWAB was mailed from within the U.S., the town clerk should: (a) notify the voter that the FWAB cannot be counted and that a Connecticut Absentee ballot is being sent and must be returned by 8:00 p.m. on election or primary day, (b) fill out and file a "Direction by Registrar" Form ED-12 and send the Connecticut absentee ballot (separately from the notice) when available, and (c) if the individual is not a registered elector, enclose with the notice ED-20 "Application for Voter Registration" application and notify the applicant that the application must be returned by 5:00 p.m. on the day before the election or primary. The town clerk should then write on the outside of the FWAB "Rejected by town clerk because submitted from within the U.S." *Important Note:* an APO/FPO address is considered outside the U.S. (42 USC 1973ff)

A suggested form ED-660a is enclosed for your use. Also enclosed is a copy of the FWAB forms.

#### Counting FWAB's

The following procedure is to be used for Checking and Counting FWAB's received from anywhere outside the U.S. (*Important Note:* an APO/FPO address is considered outside the U.S.).

A. If the individual who returned a FWAB lists a residence in town and is **not** a registered elector by 5:00 p.m. of the day before the election or primary, the town clerk shall give his name and address to the registrars to add to the list of Overseas Voters to be attached to the check list of the proper voting district (9-158j)

B. The town clerk shall make a copy of the Voter's Declaration appearing on the FWAB outer envelope and file the copy with the applications for absentee and overseas ballots.

C. The town clerk shall hold all FWAB's for the 8:00 p.m. count.

D. If a full Connecticut absentee ballot is returned by 8:00 p.m. on election or primary day by an individual who voted a FWAB and who is also an elector by 5:00 p.m. of the day before the election or primary, the town clerk shall write on the envelope for the FWAB received from such individual "Rejected by town clerk because full ballot returned on time". (9-153b, 9-153d, 42 USC 1973ff) At 8:00 p.m. on election or primary day, the counters shall not open such FWAB envelope, but shall check off the full ballot on the check list and count all offices voted on the full absentee ballot.

E. At 8:00 p.m. on election or primary night, the town clerk shall deliver all FWAB's (sorted by voting district) to the registrars to deliver them to the counters. The counters shall treat all FWAB's as Overseas Ballots and list them on the Moderator's Return as Overseas Ballots. If by 8:00 p.m. on election or primary day the town clerk does not receive a full absentee ballot from such an individual who returned an FWAB, and if the FWAB has not been rejected, the counters shall check off the FWAB on the check list and count (for the offices of Electors of President and Vice-President, United States Senator and Representative in Congress only, where applicable) the FWAB. The counters shall not open any FWAB's that have been rejected by the town clerk and shall report them on the Moderator's Return in the "Total Ballots Rejected" column.


If you have any questions, please call me at (860)509-6100.

Sincerely,

Denise W. Merrill

Secretary of the State

By:



Theodore E. Bromley  
Director of Elections

NOTICE TO FEDERAL WRITE-IN ABSENTEE BALLOT USER

Name: \_\_\_\_\_ Date: \_\_\_\_\_

Voting Address: \_\_\_\_\_  
*(number, street and town)*

Mailing Address: \_\_\_\_\_

**IMPORTANT! THIS CONCERNS YOUR RIGHT TO VOTE BY ABSENTEE BALLOT**

The Town Clerk received your Federal Write-In Absentee Ballot (FWAB). Connecticut is authorized to count such ballots only for federal offices for the election and primary.

*(Town Clerk to check appropriate paragraphs)*

1. If you are a voter of this town, we have directed to you (or will direct to you) on of the following date \_\_\_\_\_, 2020:

- (a) a Connecticut Blank Ballot (ED-81a) together with a list of candidates as soon as the list of candidates is available, or
- (b) a Connecticut Official Absentee Ballot (ED-1)

If you wish to vote for state and municipal offices, you must return your completed Connecticut Ballot by 8:00 p.m. on election or primary day.

2. If you are not a voter of this town, we are enclosing an application to register as a voter in Connecticut (ED-20) and a return envelope (ED-22). If you are not a voter of this town, your Connecticut Ballot (ED-1 or ED-81a) (which we are sending separately) will not be counted unless:

- (a) we receive the ballot by 8:00 p.m. election or primary day, and
- (b) we receive the completed ED-20 or FPCA (Federal Post Card Application) by 5:00 p.m. of the day before the election or primary.

Please return your ED-20 (or FPCA) separately from your absentee ballot. If you wish to vote for state and municipal offices, you must return your completed Connecticut Ballot by 8:00 p.m. on election or primary day.

3. We are not permitted to count your FWAB because your FWAB was submitted from within the U. S. Consequently, your Connecticut ballot (ED-1 or ED-81a) (which we are sending separately) must be returned by 8:00 p.m. on election or primary day (and if you are not a voter in this town, your FPCA with original signature [or ED-20, which we are enclosing] must be returned by 5:00 p.m. of the day before the election or primary). *[Note: An APO/FPO address is considered outside the U.S.]*

By: \_\_\_\_\_  
*Town Clerk (or Designee)*

Town of \_\_\_\_\_, Connecticut

# Federal Write-In Absentee Ballot

- If you do not receive your absentee ballot in enough time to meet your state's deadlines, use this ballot as a backup. If you send in this ballot and receive your state's ballot later, you should fill out and return your state ballot as well. Your election office will count only one ballot.
- The following require you to register and request an absentee ballot before filling out this form: AL, AS, AR, CT, FL, GU, HI, ID, IL, IN, KS, LA, NH, NJ, NM, NY, PA, PR, RI, SD, TX, WI, WV, and WY. If your state or territory is listed, complete a Federal Post Card Application (FPCA) online at FVAP.gov.
- If you already registered and requested a ballot, send in the *Voter Information* page and the *Official Backup Ballot*.
- Please be aware that some states will accept this form as registration and as an absentee ballot request for future elections.

## Use this form if you are:

- On active duty in the Uniformed Services or Merchant Marine
- An eligible spouse or dependent
- A U.S. citizen living outside the United States

## You can vote wherever you are. This is how.

1. Fill out your *Voter Information* page completely and accurately.
  - Your U.S. voting residence address is used to determine where you are eligible to vote absentee. For military voters, it is usually your last address in your state of legal residence. For overseas citizens, it is usually the last place you lived before moving overseas. You do not need to have any current ties with this address. DO NOT write a PO Box # in section 2.
  - Most states allow you to provide a Driver's License number or the last 4 digits of your SSN. Some states require a full SSN. See your state's guidelines at FVAP.gov.
  - If you cannot receive mail at your mailing address, please specify a mail forwarding address.
  - Most states require you to specify a political party to vote in primary elections. This information may be used to register you with a party.
  - **Section 6 Requirements:** Alabama requires two witness signatures; Alaska, Virginia and Wisconsin, require one witness signature; Puerto Rico requires your mother's and father's first name; Vermont requires a voter's oath. Additional state instructions can be found at FVAP.gov.
  - Remember to sign the bottom of the *Voter Information* page!
2. Carefully fill out and seal your *Official Backup Ballot*.
  - DO NOT sign your ballot or include any personal information. Keep your ballot anonymous.
  - If using a self-sealing form, remove the adhesive liner, fold and seal tightly.
  - If you printed out the form, fold the voted ballot and seal it in an envelope marked "ballot enclosed".
3. Assemble your documents for mailing.
  - Put your *Voter Information* page and *Official Backup Ballot* into the mailing envelope.
  - You can find the address for your election office at FVAP.gov.
  - All states accept this form by mail, but they vary on email and fax. See your state's rules in the *Voting Assistance Guide* online at FVAP.gov.

### Agency Disclosure Statement

The public reporting burden for this collection of information is estimated to average 15 minutes per response, including time to review instructions, gathering and maintaining the data needed, and completing and reviewing the collection of information. Send comments regarding this burden estimate or any other aspect of this collection of information, including suggestions for reducing the burden to: Department of Defense, Washington Headquarters Services, Executive Services Directorate, Information Management Division, 4800 Mark Center Dr., East Tower, Suite 03F09, Alexandria, VA 22350-3100. [OMB Control #0704-0502]. Respondents should be aware that notwithstanding any other provision of law, no person shall be subject to any penalty for failing to comply with a collection of information if it does not display a currently valid OMB control number. DO NOT RETURN YOUR FORM TO THE ADDRESS ABOVE.

### Privacy Advisory

When completed, this form contains personally identifiable information and is protected by the Privacy Act of 1974, as amended.

## Questions?

Email [vote@fvap.gov](mailto:vote@fvap.gov)

# Voter Information

## Federal Write-In Absentee Ballot (FWAB)

Print clearly in blue or black ink, please see back for instructions.

### Have you already registered and requested an absentee ballot?

Some states allow you to use this form to register and request ballots for future elections. Visit [FVAP.gov](http://FVAP.gov) for more details.

#### 1. Who are you? Pick one.

For absent Uniformed Service members, their families, and citizens residing outside the United States.

- I am on active duty in the Uniformed Services or Merchant Marine **-OR-**  I am an eligible spouse or dependent.  
 I am a U.S. citizen living outside the country, and I intend to return.  
 I am a U.S. citizen living outside the country, and my intent to return is uncertain.  
 I am a U.S. citizen living outside the country, and I have never lived in the United States.

Last name

Suffix (Jr., II)

Sex  Female  
 Male

First name

Previous names (if applicable)

Middle name

Birth date (MM/DD/YYYY) / /

Social Security Number

Driver's license or State ID #

#### 2. What is your U.S. voting residence address?

Your voting materials will not be sent to this address. See instructions on other side of form.

Street address

Apt #

City, town, village

State

County

ZIP

#### 3. Where are you now? You MUST give your CURRENT contact information.

Your mailing address. (Different from above)

Your mail forwarding address. (If different from mailing address)

#### 4. What is your contact information? This is so election officials can reach you about your request.

Provide the country code and area code with your phone and fax number. Do not use a Defense Switched Network (DSN) number.

Email:

Phone:

Alternate email:

Fax:

#### 5. What are your preferences for future elections?

A. Do you want to register and request a ballot for all elections you are eligible to vote in?

- Yes  
 No

B. How do you want to receive voting materials from your election office?

- Mail  
 Email or online  
 Fax

C. What is your political party for primary elections?

#### 6. What additional information must you provide?

The following need more information: Alabama, Alaska, Puerto Rico, Vermont, Virginia and Wisconsin, see back for instructions. *Additional state instructions can be found at [FVAP.gov](http://FVAP.gov).*

#### 7. You must read and sign this statement.

I swear or affirm, under penalty of perjury, that:

- The information on this form is true, accurate, and complete to the best of my knowledge. I understand that a material misstatement of fact in completion of this document may constitute grounds for conviction of perjury.
- I am a U.S. citizen, at least 18 years of age (or will be by the day of election), eligible to vote in the requested jurisdiction, and
- I am not disqualified to vote due to having been convicted of a felony or other disqualifying offense, nor have I been adjudicated mentally incompetent; or if so, my voting rights have been reinstated; and
- I am not registering, requesting a ballot, or voting in any other jurisdiction in the United States, except the jurisdiction cited in this voting form.
- In voting, I have marked and sealed this ballot in private and have not allowed any person to observe the marking of this ballot, except those authorized to assist voters under State and Federal law.

Sign here X

Today's date  
(MM/DD/YYYY) / /

# Official Backup Ballot

## Federal Write-In Absentee Ballot (FWAB)

Print clearly in blue or black ink.

**Vote by writing the NAME or PARTY of the candidates you choose. To find out about specific federal candidates and races go to [FVAP.gov](http://FVAP.gov).**

### Instructions

- This ballot can be used to vote for federal offices.
- DO NOT write your name or any identifying number (SSN, driver's license) on this ballot.
- Photocopy this page if you require additional room for candidates or ballot initiatives.
- If you are voting in American Samoa, Guam, Puerto Rico, or the U.S. Virgin Islands, you may vote for Delegate or Resident Commissioner, and in presidential primaries.
- State laws vary about using the FWAB for other offices like Governor or Mayor. Learn more online at [FVAP.gov](http://FVAP.gov).

### Federal offices

President and Vice President

U.S. Senator

U. S. Representative, Delegate, or Resident Commissioner to Congress

### Non-federal offices

Office

Candidate name

Political party

### Ballot initiatives or other items

# Official Ballot


Federal Write-In Absentee Ballot

Private

Fold your ballot and keep it private. Put it in the envelope.




# Before you seal this envelope:

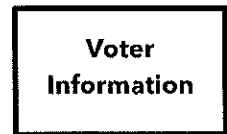


1. Sign and fold your *Voter Information* page.
2. Fold and seal your *Official Backup Ballot*.
3. Put both inside this envelope, and mail it to your election office. The address can be found at [FVAP.gov](http://FVAP.gov).


①



Fold in half



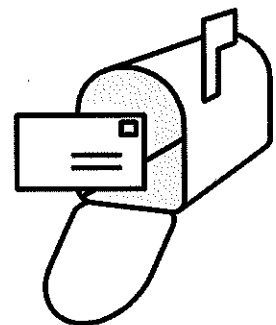
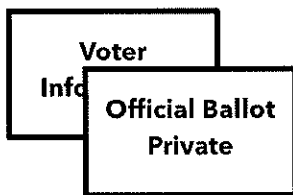
②



Fold and seal



③



## For election officials:

This is an official Federal Write-In Absentee Ballot authorized by 52 U.S.C. § 20301.

If you have questions about it, contact your State officials.


U.S. Postage Paid  
39 USC 3406

PAR AVION

From  
(Your name and mailing address.)


International airmail postage is required if not mailed using the U.S. Postal Service, APO/FPO/DPO system, or diplomatic pouch.

I have enclosed my ballot for the  /  election.  
MM / YYYY



OFFICIAL ABSENTEE BALLOTING MATERIAL – FIRST CLASS MAIL

NO POSTAGE NECESSARY IN THE U.S. MAIL – DMM 703.8.0

To

(Fill in the address of your election office. The address can be found online at [FVAP.gov](http://FVAP.gov).)


# Federal Write-in Absentee Ballot (FWAB)

For absent Uniformed Service members, their families, and citizens residing outside the U.S.

For any questions about this form, consult the Voting Assistance Guide available in hard copy or on [FVAP.gov](http://FVAP.gov) or your Voting Assistance Officer.

## Instructions for Voter's Declaration/Affirmation

The gray numbers and instructions below correspond to the gray numbered boxes on the face of the form.

1 In most States, you must have registered and requested an absentee ballot from your voting jurisdiction to use this form. If you have not done this, you cannot use this form unless your State allows voter registration via the FWAB. If your State does not allow you to register to vote using this form and you have not already submitted a Federal Post Card Application or registered/requested an absentee ballot by other means, your FWAB will not be counted.

2 The classification you choose may determine in which election(s) you will be allowed to vote. Choose the one that best represents your current situation.

3 The information you enter for your name should match the information you used to register to vote. The local election official who receives this form will match this to your voter registration information.

4 While most States allow you to enter either your Driver's License number or the last 4 digits of your Social Security Number, some will invalidate this form without your full SSN. Check your State's pages in the Voting Assistance Guide on [FVAP.gov](http://FVAP.gov) to see if your State requires the full SSN.

Also, many States ask that you provide your race or ethnic group in order to demonstrate that they are complying with the Voting Rights Act and the National Voter Registration Act.

5 If there are questions about your form, local election officials will use this information to contact you. An email address is the simplest and fastest way for them to do so. Your voting materials will be sent to the email address(es) that you provide here if you request it and your State allows it. Include an alternate phone number in Box 9 if necessary.

6 If you want to vote in primary elections, most States require you to specify a political party.

7 This determines the jurisdiction where you vote. For military voters the voting address is your legal U.S. residence. For overseas citizens this is usually the U.S. address where you last lived. You do not need to have any current physical ties to this address. Do not use a post office box number. If the area has no street names, enter the route number and box number. The address you enter here must match the address you used when you requested an absentee ballot.

8 Enter the address where you want voting materials to be sent. Voting materials will be sent to this address unless you enter a forwarding address in Box 9.

9 Enter anything here that would help ensure your ballot is accepted. Indicate your preferred method for receiving future ballots: email, online download, or fax if requested. You can always get your absentee ballot by mail. Check your State's pages in the Voting Assistance Guide on [FVAP.gov](http://FVAP.gov) for anything your State may specifically require here.

**Affirmation** Read this carefully. It is what you are agreeing to under oath and penalty of perjury by filling out and sending in this form. Some States require that your form be witnessed. Check your State's pages in the Voting Assistance Guide for your State's requirements.

## Instructions for Official Federal Write-in Absentee Ballot

To vote, write in either a candidate's name or a political party for each office. Your State may allow you to vote in State and local elections in the Addendum section of this ballot. If you submit the FWAB and later receive your State ballot you should make every reasonable effort to inform your local election office and return your State ballot.

Some States allow you to send your Federal Write-in Absentee Ballot electronically after printing, signing and scanning.

To return by mail, fold the ballot. Put it in a blank envelope, seal the envelope, and mark it "Security Envelope." This security envelope keeps your vote private.

Put the security envelope and the Declaration / Affirmation form into a larger envelope together. Seal the larger envelope.

To send your ballot:

- For non-U.S. mailing, put the correct amount of local postage in the top right corner on the front of the large envelope.
- In the upper left corner, enter your current complete military or overseas mailing address and the election date.
- Under "To," enter the name and mailing address of the local election official to whom you are sending the packet. It must be the same local election office where you sent your request for an absentee ballot.

## Agency Disclosure Statement

The public reporting burden for this collection of information is estimated to average 15 minutes per response, including the time for reviewing instructions, gathering and maintaining the data needed, and completing and reviewing the collection of information. Send comments regarding this burden estimate or any other aspect of this collection of information, including suggestions for reducing the burden, to the Department of Defense, Washington Headquarters Services, Executive Services Directorate, Information Management Division, 4800 Mark Center Drive, East Tower, Suite 02G09, Alexandria, VA 22350-3100. [OMB CONTROL #0704-0502]. Respondents should be aware that notwithstanding any other provision of law, no person shall be subject to any penalty for failing to comply with a collection of information if it does not display a currently valid OMB control number. PLEASE DO NOT RETURN YOUR COMPLETED FORM TO THE ADDRESS ABOVE.

## Privacy Act Statement

Authority: The authority to collect your personal information on this form comes from 42 USC 1973ff, "Uniformed and Overseas Citizens Absentee Voting Act (UOCAVA)."

Principal Purpose: This form serves as a write-in absentee ballot for elections for Federal office or other elections provided by State law or special provisions for all persons covered by UOCAVA.

Routine Use(s): There is no retention of this information by the Federal government. Completed forms are sent by you to an appropriate State election official.

Disclosure: Your disclosure of personal information is voluntary. However, failure to provide the requested information may result in the Federal Write-in Absentee Ballot not being recognized and therefore not counted.

# Voter's Declaration/Affirmation

## Federal Write-in Absentee Ballot (FWAB)

For any questions about this form, consult the Voting Assistance Guide available in hard copy or on [FVAP.gov](http://FVAP.gov) or your Voting Assistance Officer.

For absent Uniformed Service members, their families, and citizens residing outside the U.S.

Please print in black ink.

### Qualification & Voter Registration

Many States require that you be registered and request an absentee ballot before using this form.

1 Have you already registered and requested an absentee ballot?  Yes  No

If you answer No, you can do this via the Federal Post Card Application, or in a few States, by marking the box below. Check your State's pages in the Voting Assistance Guide on [FVAP.gov](http://FVAP.gov) to see if your State allows registration via this form.

I also want to register to vote and/or request an absentee ballot for all elections in which I am eligible to vote.

### Classification

Make only 1 selection.

2  I am a member of the Uniformed Services or Merchant Marine on active duty OR  I am an eligible spouse or dependent.

I am an activated National Guard member on State orders.

I am a U.S. citizen residing outside the United States, and I intend to return.

I am a U.S. citizen residing outside the United States, and my return is not certain.

I am a U.S. citizen and have never resided in the United States.

### Legal name

3 Last name  Suffix

First name  Middle name

Previous name (if applicable)

### Identification

Some States require your full SSN. Check your State's pages in the Voting Assistance Guide on [FVAP.gov](http://FVAP.gov).

4 State Driver's License or I.D.

OR Social Security Number

Birth date  /  /  Sex  M  F Race

See Instructions

### Contact information

Include international prefixes. No DSN numbers.

5 Telephone

Fax

Email

Alternate Email

### Political party

6 Your State may require you to specify a political party to vote in primary elections:

### Voting residence address

Usually your last U.S. residence or your legal U.S. residence. See instructions.

7 Street Address (not P.O. Box)  Apt. #

City/Town/Village

County  State  Zip Code

### Where to send my voting materials

This is your current mailing address and should be different from above. If required, place a forwarding address in Box 9.

8

### Additional requirements for your State

Such as: future ballot receipt preference, mail forwarding address, additional phone, or other State required information. See your State's pages in the Voting Assistance Guide on [FVAP.gov](http://FVAP.gov).

9

### Affirmation (REQUIRED): I swear or affirm, under penalty of perjury, that:

- The information on this form is true, accurate, and complete to the best of my knowledge. I understand that a material misstatement of fact in completion of this document may constitute grounds for conviction of perjury.
- I am a U.S. citizen, at least 18 years of age (or will be by the day of the election), eligible to vote in the requested jurisdiction, and
- I am not disqualified to vote due to having been convicted of a felony or other disqualifying offense, nor have I been adjudicated mentally incompetent; or if so, my voting rights have been reinstated; and
- I am not registering, requesting a ballot, or voting in any other jurisdiction in the United States, except the jurisdiction cited in this voting form.
- In voting, I have marked and sealed this ballot in private and have not allowed any person to observe the marking of this ballot, except those authorized to assist voters under State and Federal law.

Signature **X**

You must sign and send in.

Today's date  /  /

Witness signature / date if required by your State.

Signature

Date

## Official Federal Write-in Absentee Ballot

Vote by writing the name and/or party affiliation of the candidate for whom you wish to vote. Some States allow the Federal Write-In Absentee Ballot to be used by military and overseas voters in elections other than general elections or for offices other than Federal offices. Consult the Voting Assistance Guide to determine your State's policy.

President/Vice President:

U.S. Senator\*:

U.S. Representative/Delegate\*\*/Resident Commissioner\*\*:

\* Legal residents of the District of Columbia may vote only for President/Vice President and Delegate.

\*\* Legal residents of American Samoa, Guam, Puerto Rico and the U.S. Virgin Islands may vote only for Delegate or Resident Commissioner to the Congress.

### Addendum

If you are eligible to use this ballot to vote for offices other than those listed above or for ballot initiatives, please indicate in the spaces provided below, the office for which you wish to vote (for example: Governor, Attorney General, Mayor, State Senator, etc.). You may also indicate the ballot initiative and your vote for the initiative.

#### Office / Ballot Initiative

#### Candidate Name, Party Affiliation, or Initiative Vote



