

**2021 GENDER AND RACIAL COMPOSITION OF
CONNECTICUT STATE BOARDS AND COMMISSIONS**



OFFICE OF THE SECRETARY OF THE STATE

HARTFORD CT

May 3, 2022

INTRODUCTION

Over the past three decades, I have served as an elected official, first as a State Legislator, then as Connecticut's Chief Elections Official and Business Registrar. As a public official I have taken bold stances to promote equity and justice. I have always felt that our government works best when it reflects all of us. Connecticut's strength is in our diversity, and our boards and commissions should strive to incorporate that diversity into their membership. Diversity drives innovation, improves the quality of our services, creates better policy decisions, and promotes the public trust between government and citizens.

For the past quarter-century, Connecticut law (C.G.S. Sec. 4-9b) has required state boards, committees, commissions, and councils, which have at least one member appointed by the Governor or a member of the General Assembly, to report the gender and racial composition of their appointed membership. The Secretary of the State produces this report to provide transparency to the public and measure progress toward diversity.

While transparency is a good first step, it must be backed with action. Diversity is a reality; inclusion is a choice. This report offers data that can advance equitable growth as a collective. Together, we can make this a more inclusive and representative society.

Denise Merrill
Secretary of the State

See Next Page

DATA COLLECTION

Survey Distribution and Response

Despite the mandatory statute that boards and commissions file a report with the Secretary of the State regarding the gender and racial composition of their appointed memberships, in the past many have not. Several efforts were made in 2021 by the Secretary of the State and Lt. Governor Bysiewicz to improve participation. The result was a remarkable 89% response rate. One hundred and fifty-six (156) online surveys were distributed and 141 responses were received.

Terminology

The U.S. Census Bureau uses six (6) main categories for reporting race and ethnicity: White, Black or African American, American Indian and Alaska Native, Asian, Native Hawaiian and Other Pacific Islander, two or more races, and Hispanic origin, regardless of race. This report uses the 2021 census estimates. The term White refers to white persons who did not identify themselves as being of Hispanic/Latino origin; and African American refers to black or African American people who did not identify themselves as being of Hispanic/Latino origin. Hispanic/Latino refers to persons who identified themselves as being of Hispanic/Latino origin, regardless of their race. Where space is limited, such as in tables and charts, the report may use the acronym “NH” to mean “not of Hispanic or Latino origin.”

GENDER REPRESENTATION

Section 4-9b of the *Connecticut General Statutes* requires certain state appointive bodies to file biennial reports with the Secretary of the State documenting “the composition of the [appointed members of the] body according to the term ‘race/sex,’ as defined in the regulations of the Commission on Human Rights and Opportunities [CHRO].” In other parts of Sec. 4-9b, the word “gender” is used synonymously with the word “sex.” In recent years, more people have become aware that these two words describe different categories of self-identification. In 2021, the gender and racial composition report form gave board members the option to list no gender.

Current Statistics

Table 1 below shows the percentage of the 2021 appointed members who identified themselves as female or male and compares them to 2021 Census population estimates. It indicates that male appointees were overrepresented, and female appointees were underrepresented, to about the same degree in comparison to their numbers in Connecticut’s general population.

Table 1: Gender Representation

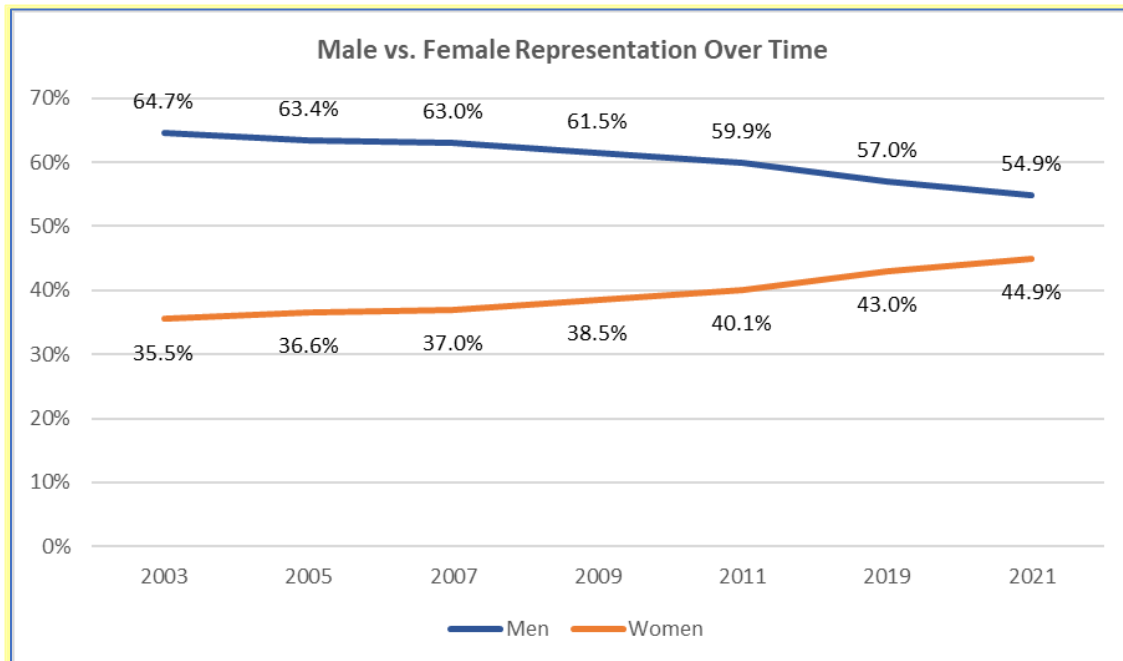
Appointee Gender	2021 Connecticut State Boards and Commissions	2021 Connecticut Population Estimates (U.S. Census Bureau) ¹
Female	44.9%	51.2%
Male	54.9%	48.8 %
Not Reported	0.2%	

¹ Data taken from the U.S. Census Bureau document entitled, “Population Estimates, July 1, 2021, (V2021).” Retrieved January 4, 2022, from <https://www.census.gov/quickfacts/fact/table/CT,US/PST045221>

Historical Statistics

Chart 1 below indicates that the percentage of female appointees on the reporting boards and commissions rose 1.9% from 2019 to 2021. However, gender balance of appointees has still not been fully achieved. Despite the trend toward parity, change remains slow. Over nearly 20 years, the population of female appointees on the reporting boards and commissions has increased less than 10%. If we continue at the current pace of about 1% every two years, it will take at least twelve more years for women to constitute 50% of appointees.

Chart 1: Historical Gender Representation



Additional Information

Of the 130² active boards and commissions that reported in 2021, there were nine (9) that reported equal numbers of male and female appointees. Three (3) reported female-only appointees; eleven (11) reported male-only appointees. On forty-five (45) of the appointive bodies, female appointed members were in the majority. On seventy-six (76), male appointees were in the majority. About a third of the boards with all-male appointees are associated with occupations that are not traditionally held by women. We would encourage the appointing authorities to consider targeted recruitment efforts or other efforts to achieve some measure of gender diversity on these boards.

The three (3) boards that had no male appointees were the Adoption Review Board, Board of Examiners of Electrologists, and the Tree Examining Board.

The eleven (11) without female appointees were the Building Code Training Council; Connecticut Boxing Commission; Connecticut Milk Promotion Board; Elevator Installation, Repair and Maintenance Work Examining

² The numbers reported by three entities were internally inconsistent and could not be included in the discussion, tables, and charts that follow. Also, eight (8) appointive bodies reported they were inactive, no longer in existence, or not yet organized and are also not included.

Board; Fire Protection Sprinkler System Work Examining Board; Heating, Piping, Cooling and Sheet Metal Work Examining Board; Home Inspection Licensing Board; Milk Regulation Board; School Building Projects Advisory Council; University of Connecticut Health Center Finance Corporation; and the Whiting Forensic Hospital Advisory Board.

The nine (9) boards and commissions that reported equal numbers of male and female appointees were the Board of Examiners for Opticians, Commission of Pharmacy, Commission on Human Rights and Opportunities, Connecticut Data Analysis and Technology Advisory Board, Connecticut State Capitol Preservation and Restoration Commission, Municipal Finance Advisory Commission, State Board of Naturopathic Examiners, Teachers' Retirement Board, and the Workers' Compensation Commissioners.

RACIAL DIVERSITY

As used in this report, the categories White, African American, and Hispanic/Latino, should be understood to mean White persons not of Hispanic/Latino origin, African American persons not of Hispanic/Latino origin, and Hispanic/Latino persons of any race.

Current Statistics

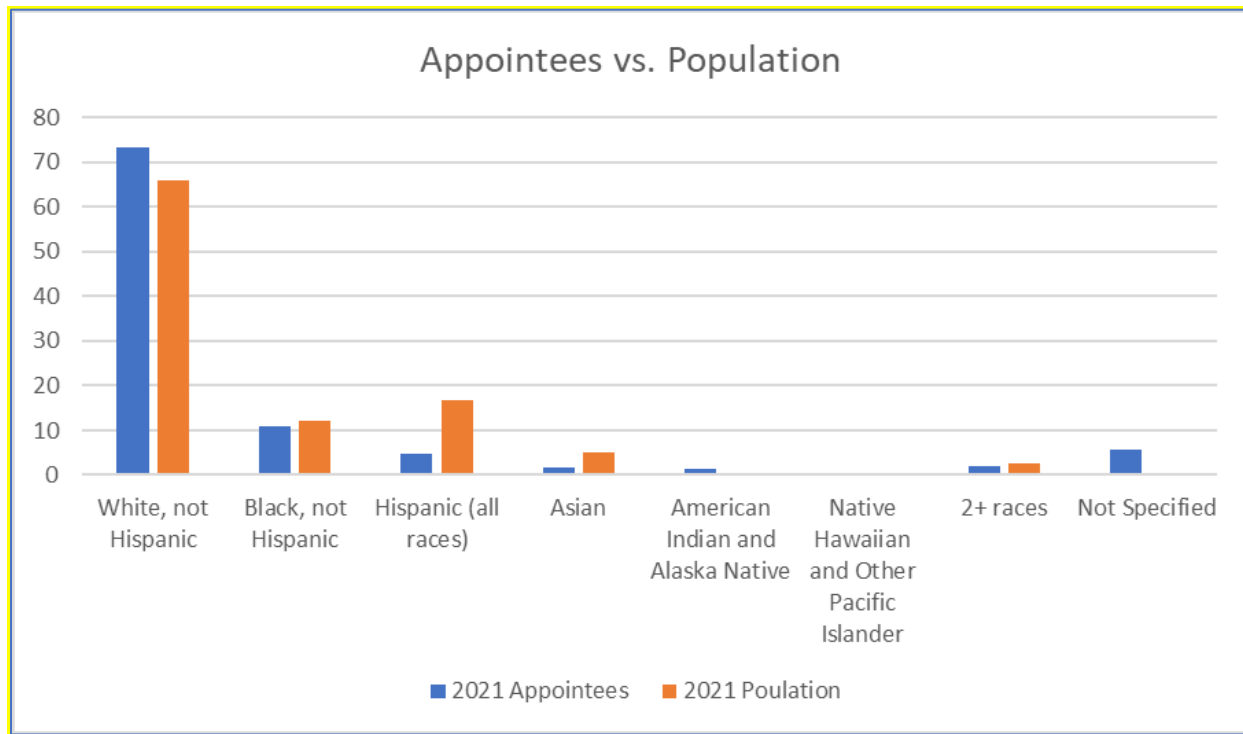
As in past reporting periods, White appointees were significantly overrepresented on the boards and commissions and Hispanic/Latino appointees were the most underrepresented. Table 2 below and Chart 2 on page 5 provide the statistical and a visual breakdown of the appointed membership by race and Hispanic/Latino origin.

Table 2. Racial Diversity of Appointed Membership vs. State Population

Race	2021 Appointees	2021 Census Population Estimate ³	Point Difference
White, not Hispanic	73.2%	65.9%	7.3
African American, not Hispanic	10.9%	12.2%	-1.3
Hispanic (all races)	4.7%	16.9%	-12.2
Asian	1.6%	5.0%	-3.4
American Indian and Alaska Native	1.4%	0.6%	0.8
Native Hawaiian and Other Pacific Islander	0.4%	0.1%	0.3
2+ races	1.9%	2.5%	-0.6
Not specified	5.7%		

See next page

³ Data taken from the U.S. Census Bureau document entitled, "Population Estimates, July 1, 2021, (V2021)." Retrieved January 4, 2022, from <https://www.census.gov/quickfacts/fact/table/CT,US/PST045221>

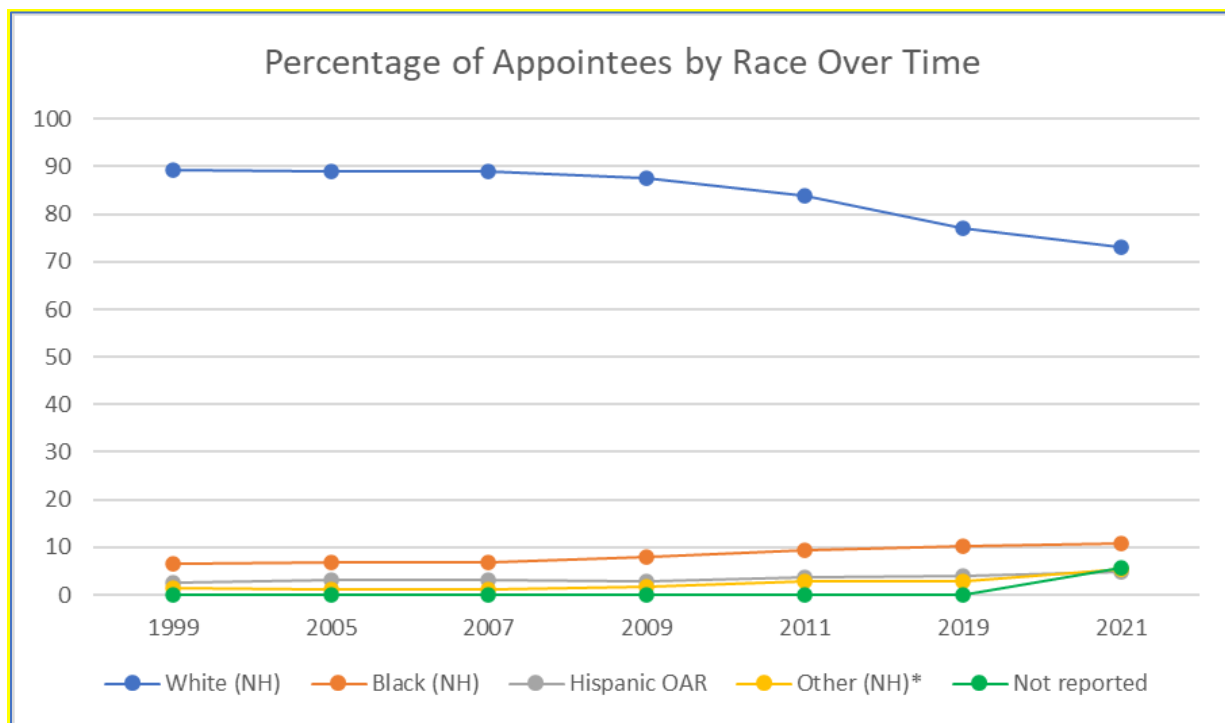
Chart 2. Representation by Race vs. State Population**Historical Statistics**

More than twenty (20) years of data show little progress toward proportional representation of African Americans, persons of Hispanic/Latino origin, and people of color in the appointed membership of state boards and commissions. Between 2019 and 2021, proportional representation of African Americans increased the most and proportional representation of Hispanic/Latino persons increased the least. Both groups remained underrepresented in comparison to their numbers in the estimated population in the state, persons of Hispanic ethnicity most dramatically so. White appointees remained the most overrepresented group in 2021, and while the magnitude of that overrepresentation has been decreasing over the last twenty years, (primarily in the last ten (10) years), the rate of decrease remains slow. Because almost six percent (6%) of appointees did not report their race/ethnicity, the statistics shown in Table 3 on page 6 may understate or overstate representation of some racial and ethnic groups. Chart 3 on the same page provides a visual representation of the statistics in Table 3 and illustrates the glacial pace of increased population of non-White appointees. It is not known if the decrease in White appointed members in the last decade is a result of increased awareness among appointing authorities or of the influence of some other factor.

See next page

Table 3. Appointees by Race Over Time

Reporting Year	White (not Hispanic)	African American (not Hispanic)	Hispanic/Latino (of any race)	Other (not Hispanic) ⁴	Not reported
1999	89.4%	6.6%	2.7%	1.3%	
2005	89%	6.7%	3.1%	1.2%	
2007	89%	6.7%	3.1%	1.2%	
2009	87.5%	8.1%	2.8%	1.7%	
2011	83.9%	9.5%	3.7%	2.9%	
2019	77%	10.2%	3.9%	2.8%	
2021	73.2%	10.9%	4.7%	5.3%	5.7%

Chart 3. Representation by Race and Hispanic Ethnicity Over Time

RACE BY GENDER

Current Statistics

FEMALE. Six hundred and four (604) female appointed members were reported on the 130 state boards and commissions discussed in this report. Almost seventy percent (70%) of female appointees were White. African American women comprised thirteen percent (13%) of the population of female appointees. Only seven percent

⁴ * In most earlier reports, Asian, American Indian and Alaska Native, Native Hawaiian and Other Pacific Islanders, and persons of two or more races were reported under the category "other." For the purpose of showing change over time, the category of "other" is used in this table and Chart 3 as well.

(7%) of female appointees were Hispanic/Latina. The next largest category, at six percent (6%), was women for whom no race/ethnicity was reported.

Table 4. Racial and Ethnic Diversity of Female Appointees

2021 State Board and Commissions			
Diversity of Female Appointees			
Race	Number of Female Appointees	Percent of Population of Female Appointees	Percent of Population of Combined Male and Female Appointees
White, not Hispanic	406	67.2%	30.2%
African American, not Hispanic	78	12.9%	5.8%
Hispanic/Latina (of all races)	43	7.1%	3.2%
Asian	7	1.2%	0.5%
American Indian and Alaska Native	16	2.6%	1.2%
Native Hawaiian and Other Pacific Islander	2	0.3%	0.1%
2+ races	15	2.5%	1.1%
No information	37	6.1%	2.8%

MALE. Of the 739 men serving as appointed members on the 2021 boards and commissions, seventy-eight (78%) were White. African American men comprised the next largest group, at nine percent (9%) of male appointees, followed by Hispanic/Latino men at just under three percent (3%). Two percent (2%) of the male appointees were Asian, the same as in 2019.

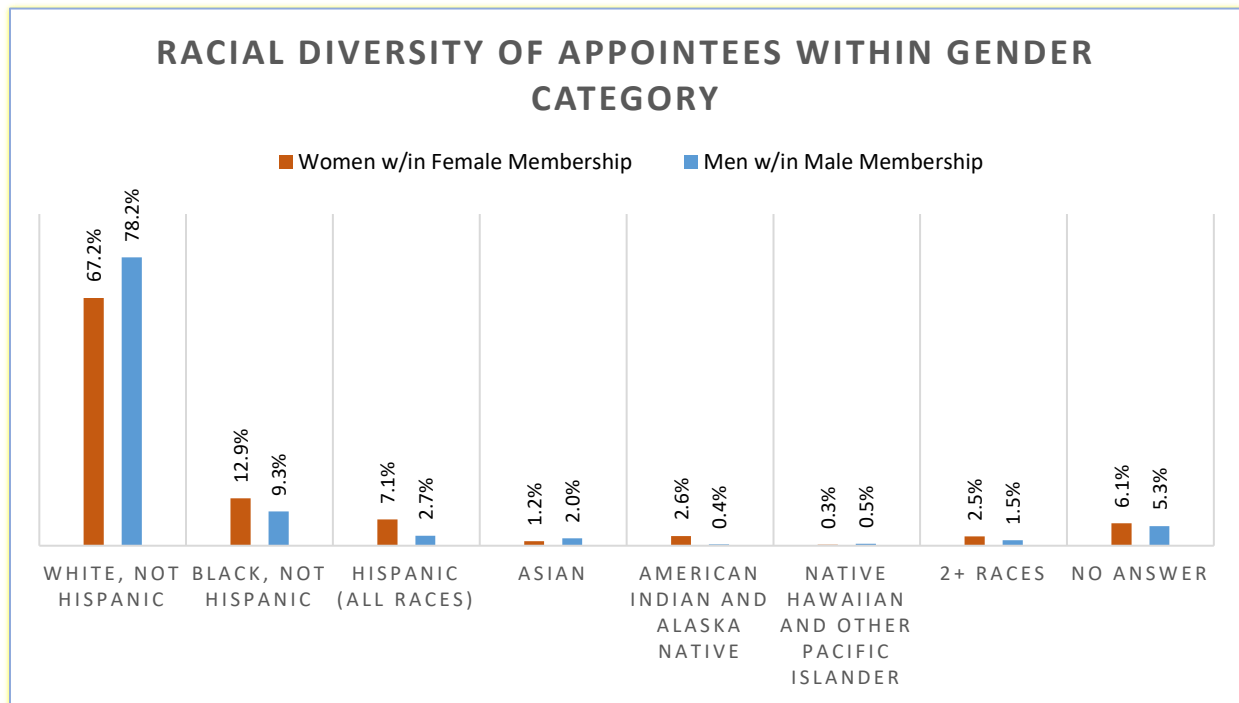
Table 5. Racial and Ethnic Diversity of Male Appointees

2021 State Board and Commissions			
Diversity of Male Appointees			
Race	Number of Male Appointees	Percent Population of Male Appointees	Percent Population of Combined Male and Female Appointees
White, not Hispanic	578	78.2%	43.0%
African American, not Hispanic	69	9.3%	5.1%
Hispanic/Latino (of all races)	20	2.7%	1.5%
Asian	15	2.0%	1.1%
American Indian and Alaska Native	3	0.4%	0.2%
Native Hawaiian and Other Pacific Islander	4	0.5%	0.3%
2+ races	11	1.5%	0.8%
No information	39	5.3%	2.9%

Chart 4 on page 8 shows that the population of female appointees on the boards and commissions was more racially and ethnically diverse than the population of male appointees. Sixty-seven percent (67%) of female appointees were White, while White men constituted seventy-eight (78%) of male appointees. African American

women constituted 13% of female appointees, while African American men constituted just over 9% of male appointees. Within the population of male appointees, a higher percentage of men were Hawaiian and Other Pacific Islander or Asian than were women within the population of female appointees. Seven percent (7%) of female appointees were Hispanic/Latina; only three percent (3%) of male appointees were Hispanic/Latino.

Chart 4. Race Diversity Within Gender



Historical Statistics

Percentage representation of appointees by gender and race/ethnicity in the aggregate appointed membership of the boards and commissions may not reflect the diversity—or lack of diversity—on individual boards and commissions. One way to look at this issue is to determine how frequently members of non-White race and ethnicity groups were appointees. Table 6 and Chart 5 on pages nine (9) and ten (10), respectively, which present data for the biennial periods 2009 through 2021, indicate the percent of boards having at least one appointed member from eight reported gender and race/ethnicity groups. For example, White men served on ninety-three percent (93%) of the reporting boards/commissions in 2021. White women served on eighty-three percent (83%). This should not be misinterpreted to mean that 93% of appointees were White men and 83% of appointees were White women, but rather that there was at least one White male appointee on 93% of the boards/commissions, and at least one White female appointee on 83% of the boards/commissions.

Over time, there has been little change in the percentage of boards and commissions that have at least one White Male or one White Female appointee. There has been inconsistent change in the percentage of boards and commissions having at least one African American male appointee; a slowly increasing percentage having at least one African American female appointee; almost no increase in the percentage of boards having at least one Hispanic/Latino male appointee; a gradually increasing percentage of boards and commissions having at least one

Hispanic/Latina appointee; an increasing percentage of boards having male appointees from other racial categories; and a fairly large increase, since 2011, in the percentage of boards and commissions having at least one female appointee from other racial categories.

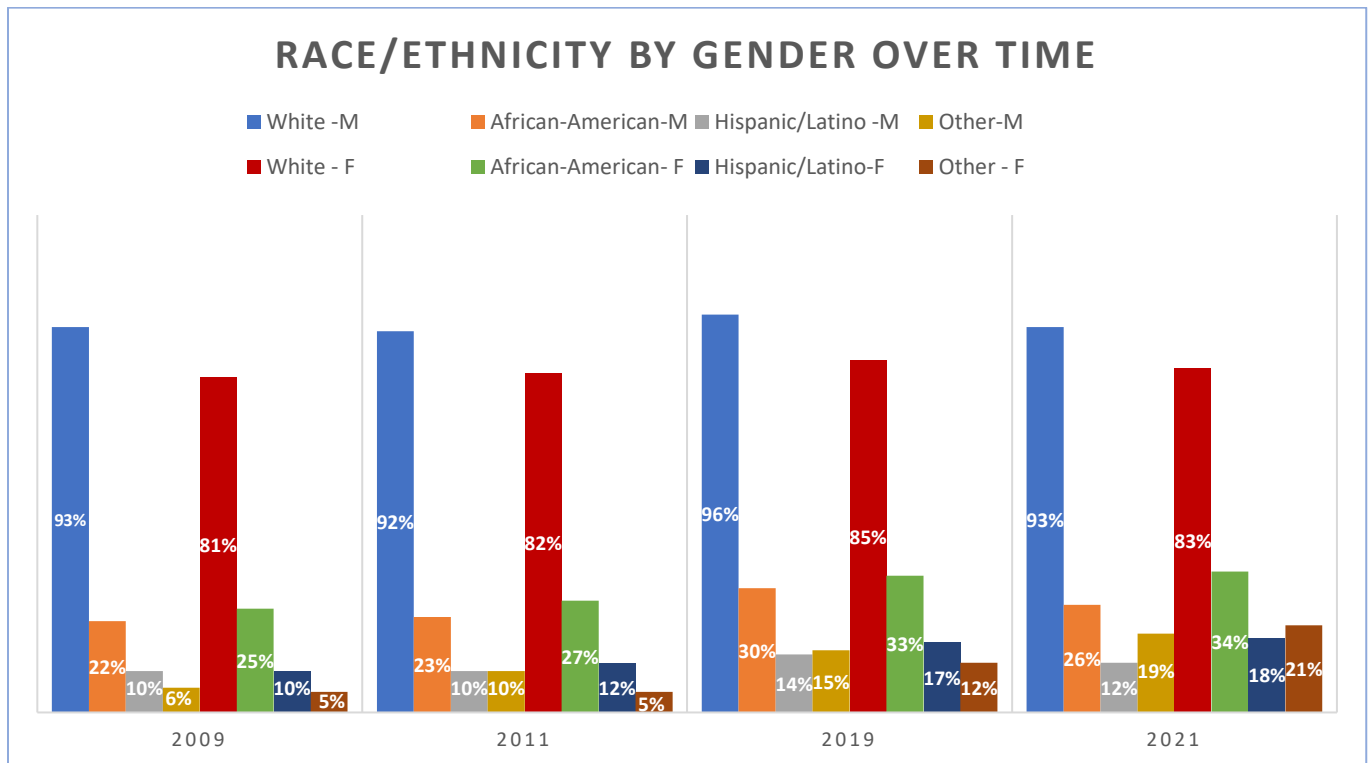
It remains to be seen if any of the trends noted above continue in subsequent reporting periods. In 2023, it will be possible to compare statistics for appointees who are Asian, American Indian and Alaska Native, Native Hawaiian and Other Pacific Islander, and of two or more races. It was necessary to aggregate those statistics in this report for the purpose of comparing the 2021 figures to those of 2009 and 2011.

Table 6. Race/Ethnicity Over Time

Frequency of Appointees on 2021 Boards and Commissions by Race & Gender										
Report Year	Gender	White	African American	Hispanic/Latino	Asian	Am. Indian and Alaska Native	Native Hawaiian and Other Pacific Islander	2 or more races	Not specified	Other ⁵
2009	Male	93%	22%	10%	n/a	n/a	n/a	n/a	n/a	6%
	Female	81%	25%	10%	n/a	n/a	n/a	n/a	n/a	5%
2011	Male	92%	23%	10%	n/a	n/a	n/a	n/a	n/a	10%
	Female	82%	27%	12%	n/a	n/a	n/a	n/a	n/a	5%
2019	Male	96%	30%	14%	11%	0%	0%	4%	-	15%
	Female	85%	33%	17%	4%	2%	1%	5%	-	12%
2021	Male	93%	26%	12%	11%	2%	1%	5%	11%	19%
	Female	83%	34%	18%	5%	7%	1%	8%	8%	21%

See Next Page

⁵ Percentages in red text are the aggregate of appointees who were Asian, American Indian and Alaska Native, Native Hawaiian and Other Pacific Islander, or of more than one race. Aggregates are used to facilitate comparison with appointee statistics from 2009 and 2011.

Chart 5. Frequency of Appointed Members on Boards and Commissions by Race/Gender Group⁶

CONCLUSION AND RECOMMENDATIONS

The goal of this report is to provide some transparency and accountability toward building a robustly diverse state government. It would be somewhat misleading to interpret this analysis as a report on any given administration. It should be kept in mind that there are many different appointing authorities for state boards and commissions, and many appointees have termed appointments that are not coterminous with their appointing authority.

In the almost three decades since the General Assembly passed legislation to encourage the appointment of women and people of color to state boards and commissions, some progress has been made toward equity but the pace of change remains stubbornly slow.

In 2021, the General Assembly adopted legislation— Public Act No. 21-49—to help increase the pace of progress. Importantly, Public Act 21-19 specifies a target date of January 1, 2026 for achieving the goal of reflecting the gender and racial diversity of the state in the appointed membership of state boards and commissions; and also specifies a benchmark against which to measure diversity, that being the most recent United States Census population data for Connecticut.

Public Act 21-19 incorporates the recommendations of the Governor's Council on Women and Girls and prescribes a number of implementation strategies and actions. For example, it charges the Department of Administrative

⁶ Because report forms used before 2019 provided only four reporting categories—White, black, Hispanic and Other—the category “Other” is used to here to present the data for 2019 and 2021 in order to facilitate comparison with appointee statistics for 2009 and 2011. Future reports will transition from using the category “Other.”

Services with developing a database of information on executive branch boards and commissions describing each, indicating the requirements for membership, and enabling anyone to submit their name, or another person's name, to be considered for appointment as a public member. It requires appointing authorities to actively seek out candidates for appointment who reflect the gender and racial diversity of the state, and to consider each appointee recommended by a community group or similar organization representing the interests of gender and racial diversity. It calls upon the Governor's Office and the Joint Committee on Legislative Management to work with such community groups and organizations to recruit diverse applicants, and to increase awareness among group and organization members of opportunities to serve as a member of a state appointive body.

It is gratifying to see many of the recommendations made by this office in our 2019 report reflected in the provisions of Public Act No. 21-49. We encourage appointing authorities to make full use of the strategies advocated in the act.

As always, we encourage women and people of color who wish to serve on state appointive bodies to make their interest known to people that can assist in pursuing appointment opportunities, including the authorities who make appointments. Additional information on that subject is provided below. We hope it is of assistance.

The Path to Appointment

An "appointing authority" is a person who has the power to designate an individual to serve on a board or commission. For state boards and commissions, most often that means the Governor, the Speaker of the House, or the President Pro Tempore of the Senate. It may also include the House or Senate Majority Leader or the House or Senate Minority Leader. Appointing authorities are specific to each board and commission and often the qualifications of those they can appoint are prescribed by statute. For example, an appointing authority may be required to appoint someone who has a certain expertise or who lives in a certain region of the state. Those qualifications vary widely.

However, don't be discouraged: with 238 vacancies reported on the boards and commissions that filed gender and racial composition reports in 2021, there are plenty of opportunities to put your name in for consideration. A list of boards and commissions reporting vacancies is attached as Appendix A of this report.

If you are interested in pursuing an appointment opportunity, you might start by contacting your State Representative or State Senator. They often can be very helpful in assisting you in gathering information and generally navigating the application process. Likewise, professional associations or trade associations can also be helpful, especially if you are a member and/or if they have an ongoing legislative advocacy program.

And lastly, of course, you may always simply pitch your interest directly to the appointing authority.

Gubernatorial Appointments

You can submit an application to the governor's office using the online form on the website of the State Department of Administrative Services at this [link](#):

<https://www.jobapscloud.com/CT/sup/bulpreview.asp?R1=190219&R2=1234BC&R3=BCM>

You can find additional contact information for the Governor at his official state website, <https://portal.ct.gov/Office-of-the-Governor>

Legislative Appointments

You can find contact information for legislative leadership at the General Assembly's website, <https://cga.ct.gov/>.

Here are links for contact information for each legislative leader:

House Democrats: <https://www.housedems.ct.gov/leadership>

House Republicans: <https://www.cthousegop.com/leadership-team/>

Senate Democrats: <http://www.senatedems.ct.gov/senators>

Senate Republicans: <https://ctsenaterepublicans.com/senators/>

Please keep in mind that this report is intended to present the gender and racial composition of appointees to state boards and commissions as reported to the Secretary of the State, not to facilitate the appointment process. You may find information in our data tables about current vacancies, but it does not identify the corresponding vacancy's appointing authority, nor does it include any statutorily prescribed qualifications, but it is enough to get you started. Good luck.

BOARDS AND COMMISSIONS REPORTING APPOINTEE VACANCIES BETWEEN SEPTEMBER AND DECEMBER 2021

Name of Appointive Body	Enabling Authority	vacancies	Board Contact	Email Address	Phone Number
Advisory Board for Persons who are Blind or Visually Impaired	CGS 10-293	2	Jonathan Slifka	Jon.Slifka@ct.gov	860-424-4849
Advisory Board for Persons Who are Deaf or Hard of Hearing	CGS 46a-28	2	Jonathan Slifka	jonslifka@gmail.com	860-424-4849
Advisory Commission on Intergovernmental Relations	CGS 2-79a	4	Bruce Wittchen	bruce.wittchen@ct.gov	860-418-6323
Automotive Glass Work and Flat Glass Work Board	CGS 20-331	3	Jennifer Vanasse	jenn@windowshopinc.com	860-221-5240
Board of Chiropractic Examiners	CGS 20-25	2	Jeffrey Kardys	Jeffrey.kardys@ct.gov	860-509-7623
Board of Examiners for Opticians	CGS 20-139a	1	Jeffrey Kardys	Jeffrey.kardys@ct.gov	860-509-7623
Board of Examiners for Physical Therapists	CGS 20-67	2	Jeffrey Kardys	Jeffrey.kardys@ct.gov	860-509-7623
Board of Examiners of Electrologists	CGS 20-268	5	Jeffrey Kardys	Jeffrey.kardys@ct.gov	860-509-7623
Board of Examiners of Embalmers and Funeral Directors	CGS 20-208	1	Jeffrey Kardys	Jeffrey.kardys@ct.gov	860-509-7623
Board of Firearms Permit Examiners	CGS 29-32b	1	Nancy Lotas	nancy.lotas@ct.gov	860-256-2947
Board of Mental Health and Addiction Services	CGS 17a-456	9	Yvonne Addo	yvonne.addo@ct.gov	860-560-6332
Board of Pardons and Paroles	CGS 54-124	4	Kathy Callahan	Kathleen.Callahan@ct.gov	203-805-6442
Board of Regents for Higher Education	CGS 10a-1a	2	Pamela Heleen	pheleen2commnet.edu	860-810-9547
Board of Trustees for the University of Connecticut	CGS 10a-103	1	Susan A. Locke, Asst. Executive Secretary to the	susan.locke@uconn.edu	(860) 486-4894

Name of Appointive Body	Enabling Authority	vacancies	Board Contact	Email Address	Phone Number
			Board of Trustees		
Building Code Training Council	CGS 29-251b	6	Bonnie Becker	bonnie.becker@ct.gov	860-977-9219
Bureau of Rehabilitation Services, State Rehabilitation Council	Section 105 of the (federal) Rehabilitation Act and 34 C.F.R. §§ 361.16 and 361.17.	4	Kerri Fradette	kerri.fradette@ct.gov	860-424-4858
Children's Behavioral Health Advisory Council	Public Act 21-116	5	Bethany Zorba, Program Supervisor, Department of Children and Families	Tim.Marshall@ct.gov	860-550-6539
Commission of Pharmacy	CGS 20-572	1	Heather Hoynes	Heather.Hoynes@ct.gov	860-713-6078
Commission on Fire Prevention and Control	CGS 7-723K	1	Kara Ouellette	kara.ouellette@ct.gov	860-264-9231
Commission on Human Rights and Opportunities	CGS 46a-52	1	Darcy Strand	darcy.strand@ct.gov	959-282-2000
Commission on Medicolegal Investigations	CGS 19a-401	1	Professor Todd D. Fernow	todd.fernow@uconn.edu	860-570-5165
Commission on Racial and Ethnic Disparity in the Criminal Justice System	CGS 51-10c	1	Aileen Keays	Aileen.Keays@uconn.edu	(959) 200-3856
Commission on Women, Children, Seniors, Equity and Opportunity	CGS 2-127	17	Rosemary Lopez	rosemary.lopez@cga.ct.gov	959-900-5800
Connecticut Advisory Council on Housing Matters	CGS 47a-71a	2	Raphael Podolsky	RPodolsky@ctlegal.org	860-616-4472
Connecticut Airport Authority	CGS 15-120bb	1	Kevin Dillon	kdillon@ctairports.org	860-292-2054
Connecticut Alcohol & Drug Policy Council	CGS 17a -667	1	Kris Robles, LCSW	kris.robles@ct.gov	(203)228-6148

Name of Appointive Body	Enabling Authority	vacancies	Board Contact	Email Address	Phone Number
Connecticut Arts Council Foundation	CGS 10-408b	6	Elizabeth Shapiro	Elizabeth.Shapiro@ct.gov	860-500-2360
Connecticut Board of Examiners for Nursing	CGS 20-88	3	Jeffrey Kardys	Jeffrey.kardys@ct.gov	860-509-7623
Connecticut Commission on National and Community Service	Executive Order 9 (Lowell Weicker) 42 USC 12638	10	Jacqueline M. Lucier	Jacqueline.Lucier@ct.gov	860-947-1828
Connecticut Data Analysis and Technology Advisory Board	CGS 2-79e	6	Scott Gaul	scott.gaul@ct.gov	860-371-5058
Connecticut Farm Wine Development Council	CGS 22-26c	1	Kayleigh Royston	Kayleigh.Royston@ct.gov	860-713-2554
Connecticut Food Policy Council	CGS 22-456	2	Kayleigh Royston	Kayleigh.Royston@ct.gov	860-713-2554
Connecticut Forest Practices Advisory Board	CGS 23-65g	1	Christopher Martin	christopher.martrin@ct.gov	860-424-3631
Connecticut Medical Examining Board	CGS 20-8a	2	Jeffrey Kardys	Jeffrey.kardys@ct.gov	860-509-7623
Connecticut Milk Promotion Board	CGS 22-137	1	Kayleigh Royston	Kayleigh.Royston@ct.gov	860-713-2554
Connecticut Retirement Security Authority	CGS 31-417	2	Jessica Muirhead	jessica.muirhead@ct.gov	860.702.3311
Connecticut Sentencing Commission	CGS 54-300	2	Alex Tsarkov	alex.tsarkov@ccsu.edu	860-463-5585
Connecticut Siting Council	CGS 16-50g	2	Melanie A. Bachman	melanie.bachman@ct.gov	860-827-2951
Connecticut State Employee Campaign for Charitable Giving	CGS 5-262	5	Betsy McDermott	elizabeth.mcdermott@ct.gov	203-494-2304
Connecticut State Historical Records Advisory Board	36 CFR 1206.41(a); 44 U.S.C. Chapter 25	5	Lizette Pelletier	lizette.pelletier@ct.gov	860-757-6511
Connecticut Trust for Historic Preservation Inc dba Preservation Connecticut	CGA Special Act 75-93	1	Jane Montanaro, Executive Director	contact@preservationct.org, jmontanaro@preservationct.org	203-562-6312

Name of Appointive Body	Enabling Authority	vacancies	Board Contact	Email Address	Phone Number
Council on Developmental Disabilities	Malloy Executive Order No. 19	4	Walter Glomb	walter.glomb@ct.gov	860-418-6157
Council on Developmental Services	CGS 17a-270	3	Kevin Bronson	kevin.bronson@ct.gov	860-550-3497
Council on Environmental Quality	CGS 22a-11	2	Peter Hearn	peter.hearn@ct.gov	860 424-4000
Criminal Justice Policy Advisory Commission	CGS 18-87j	3	Marc Pelka	marc.pelka@ct.gov	(860) 856-0724
CT Council on Soil and Water Conservation	CGS 22a-315	1	Lilian Ruiz-Executive Director	ctcouncilswc@gmail.com	203-424-8469
CT State Capitol Preservation & Restoration Commission	CGS 4b-60	1	Elizabeth A. Conroy	elizabeth.conroy@cga.ct.gov	860-240-0108
Department of Education Arbitration Panel: Teacher Negotiations Act	CGS 10-153f	3	Laura L. Anastasio	laura.anastasio@ct.gov	860-713-6512
Electrical Work Examining Board	CGS 20-331	5	Karen Layman	karen.layman@ct.gov	860-713-6121
Elevator Installation, Repair and Maintenance Work Examining Board	CGS 20-331	1	John DeRosa	iuec91br@sbcglobal.net	860-209-1545
Examining Board for Barbers, Hairdressers and Cosmeticians	CGS 20-235a	2	Jeffrey Kardys	jeffrey.kardys@ct.gov	860-509-7623
Farmland Preservation Advisory Board	CGS 22-26ll	1	Kayleigh Royston	Kayleigh.Royston@ct.gov	860-713-2554
Fatality Review Board	Executive Order 57	1	Julie Bouchard	julie.bouchard@ct.gov	(860) 418-6050
Fire Marshal Training Council	CGS 29-298a	1	Bonnie Becker	bonnie.becker@ct.gov	860-977-9219
Fire Protection Sprinkler System Work Examining Board	CGS 20-331(f)	3	David J. Waskowicz	dwaskowicz@snet.net	203-213-4259
Heating, Piping, Cooling and Sheet Metal Work Board	CGS 20-331(c)	5	robert barrieau	bbarrieau@barrieauoil.com	860 233 4755
Home Inspection Licensing Board	CGS 20-490a	3	Robert M. Kuzmich	Robert.kuzmich@ct.gov	860-713-6143
Invasive Plant Council	CGS 22a-381	1	Victoria Wallace	victoria.wallace@uconn.edu	860-885-2826

Name of Appointive Body	Enabling Authority	vacancies	Board Contact	Email Address	Phone Number
Investment Advisory Council	CGS 3-13b	3	Nancy Spagnolo	nancy.spagnolo@ct.gov	860-702-3065
Judicial Selection Commission	CGS 51-44a	1	Monika Nugent	Monika.Nugent@ct.gov	860-256-2957
Manufacturing Innovation Advisory Board	CGS 32-7n	2	Beth Trenchard	beth.trenchard@ct.gov	860-500-2445
Milk Regulation Board	CGS 22-131	3	Kayleigh Royston	Kayleigh.Royston@ct.gov	860-713-2554
Mobile Manufactured Home Advisory Council	CGS 21-84a	4	Bennett Pudlin	bpudlin@charteroakgroup.com	(860) 324-3555
Municipal Accountability Review Board	CGS 7-576d	1	Kimberly Kennison	kimberly.kennison@ct.gov	860-418-6422
Occupational Health Clinics Advisory Committee	CGS 31-402	10	Kenneth Tucker, Director CTDOL/OSHA	kenneth.tucker@ct.gov	860-263-6929
Occupational Safety and Health Review Commission	CGS 31-376	1	Kenneth Tucker, Director of CTDOL/OSHA	kenneth.tucker@ct.gov	860-263-6929
Office of the Healthcare Advocate Advisory Committee	CGS 38a-1049	1	Ted Doolittle	ted.doolittle@ct.gov	860-331-2441
Plumbing and Piping Work Examining Board	CGS 20-331	3	Charles E. Appleby, Sr.	capplebyplg@comcast.net	860-662-6100
Real Estate Appraisal Commission	CGS 20-502	3	Maureen Magnan	maureen.magnan@ct.gov	860-713-6050
Real Estate Commission	CGS 20-311a	1	Joseph Castonguay	benc@sentryrealestate.com	860-871-2775
School Based Health Center Advisory Committee	CGS 19a-6i	3	Christine Velasquez	Christine.Velasquez@ct.gov	806 509 8174
School Building Projects Advisory Council	CGS 10-292q	1	Timothy O'Brien	timothy.o'brien@ct.gov	(860) 713-6490
Southbury Training School Board of Trustees	CGS 17a-271	3	Eileen Lemay	eileen.lemay@uconn.edu	203-233-4799

Name of Appointive Body	Enabling Authority	vacancies	Board Contact	Email Address	Phone Number
State Advisory Council for Special Education	34 Code of Federal Regulations 300.167 and Section 10-76i of the Connecticut General Statutes	4	Bryan Klimkiewicz	bryan.klimkiewicz@ct.gov	860-713-6910
State Apprenticeship Council	CGS 31-22n	3	Todd Berch	todd.berch@ct.gov	860-263-6087
State Board of Accountancy	CGS 20-280	2	Frank R. Virnelli, Jr.	Frakn.Virnelli@ct.gov	860-713-6321
State Board of Landscape Architects	CGS 20-368	3	Maureen Magnan	maureen.magnan@ct.gov	860-716-6050
State Board of Naturopathic Examiners	CGS 20-35	1	Jeffrey Kardys	Jeffrey.kardys@ct.gov	860-509-7623
State Contracting Standards Board	CGS 4e-1 to 4e-47	1	David Guay	david.guay@ct.gov	860-949-0706
State Marshal Commission	CGS 6-38b	1	Thomas J. Sousa, Jr.	Thomas.sousa@ct.gov	860-713-5374
Teachers' Retirement Board	CGS 167a	1	Charlene Hill	charlene.hill@ct.gov	(959) 867-6376
The Personal Care Attendant (PCA) Workforce Council	CGS 17b - 706a	5	Melissa Morton	melissa.morton@ct.gov	860-418-6442
Tree Protection Examining Board	CGS 23-61a	2	Jeffrey S. Ward	jeffrey.ward@ct.gov	203.974.8495
Whiting Forensic Hospital Advisory Board	CGS 17a-565	3	Penny Ferrigno	penny.l.ferrigno@ct.gov	860-262-6717
Workers' Compensation Advisory Board	CGS 31-280a	3	Richard Eighme	richard.eighme@ct.gov	860-493-1580