

# Healthy Food Certification for School Year 2018-19

School districts that choose to implement the healthy food option of Healthy Food Certification (HFC) under [Section 10-215f](#) of the Connecticut General Statutes must follow the [Connecticut Nutrition Standards](#) for all foods sold to students separately from reimbursable school meals. For school year 2018-19, 178 of the 197 eligible districts and schools (90.4 percent) are implementing the healthy food option of HFC. Eligible districts for HFC are public school districts participating in the National School Lunch Program (NSLP), including regional educational service centers, the Connecticut Technical High School System, charter schools, interdistrict magnet schools, and endowed academies.

New HFC districts for school year 2018-19 are indicated in **bold**. Schools that participate in the NSLP through an interschool agreement with another school district may choose to implement the healthy food option of HFC if the sponsoring school district implements HFC. These schools are indicated under “Interschool Agreements” on page 3, with the sponsoring district indicated in parentheses.

School districts not listed have either chosen not to implement HFC or not eligible for HFC. For more information, see the CSDE’s [Map of Connecticut School Districts Participating in HFC](#).

## Public School Districts

- |                                 |                                  |
|---------------------------------|----------------------------------|
| 1. Ansonia Public Schools       | 23. Colebrook Public Schools     |
| 2. Ashford Public Schools       | 24. Coventry Public Schools      |
| 3. Avon Public Schools          | 25. Cromwell Public Schools      |
| 4. Barkhamsted Public Schools   | 26. Danbury Public Schools       |
| 5. Berlin Public Schools        | 27. Deep River Public Schools    |
| 6. Bethany Public Schools       | 28. Derby Public Schools         |
| 7. Bethel Public Schools        | 29. East Hampton Public Schools  |
| 8. Bloomfield Public Schools    | 30. East Hartford Public Schools |
| <b>9. Bolton Public Schools</b> | 31. East Haven Public Schools    |
| 10. Bozrah Public Schools       | 32. East Lyme Public Schools     |
| 11. Branford Public Schools     | 33. East Windsor Public Schools  |
| 12. Bridgeport Public Schools   | 34. Ellington Public Schools     |
| 13. Bristol Public Schools      | 35. Essex Public Schools         |
| 14. Brookfield Public Schools   | 36. Fairfield Public Schools     |
| 15. Brooklyn Public Schools     | 37. Farmington Public Schools    |
| 16. Canterbury Public Schools   | 38. Franklin Public Schools      |
| 17. Canton Public Schools       | 39. Glastonbury Public Schools   |
| 18. Chaplin Public Schools      | 40. Granby Public Schools        |
| 19. Cheshire Public Schools     | 41. Griswold Public Schools      |
| 20. Chester Public Schools      | 42. Groton Public Schools        |
| 21. Clinton Public Schools      | 43. Guilford Public Schools      |
| 22. Colchester Public Schools   | 44. Hamden Public Schools        |

# HFC for School Year 2018-19

## Public School Districts, continued

45. Hartford Public Schools
46. Hartland Public Schools
47. Hebron Public Schools
48. Kent Center School
49. Killingly Public Schools
50. Lebanon Public Schools
51. Ledyard Public Schools
52. Lisbon Public Schools
53. Litchfield Public Schools
54. Manchester Public Schools
55. Mansfield Public Schools
56. Marlborough Public Schools
57. Meriden Public Schools
58. Middletown Public Schools
59. Milford Public Schools
60. Montville Public Schools
61. Naugatuck Public Schools
62. New Britain Public Schools
- 63. New Fairfield Public Schools**
64. New Hartford Public Schools
65. New Haven Public Schools
66. New London Public Schools
67. New Milford Public Schools
68. Newington Public Schools
69. Norfolk Public Schools
70. North Branford Public Schools
71. North Canaan Public Schools
72. North Haven Public Schools
73. North Stonington Lunch
74. Norwalk Public Schools
75. Norwich Public Schools
76. Old Saybrook Public Schools
77. Orange Public Schools
78. Oxford Public Schools
79. Plainfield Public Schools
80. Plainville Public Schools
81. Plymouth Public Schools
82. Portland Public Schools
83. Preston Public Schools
84. Putnam Public Schools
85. **Regional District #1**
86. Regional District #4
87. Regional District #5
88. Region District #7
89. Region District #8
90. Region District #9
91. Region District #10
92. Region District #11
93. Region District #13
94. Region District #14
95. Region District #15
96. Region District #16
97. Region District #18
98. Region District #17
99. Rocky Hill Public Schools
100. Salem Public Schools
101. Salisbury Public Schools
102. Seymour Public Schools
103. Shelton Public Schools
104. Simsbury Public Schools
105. South Windsor Public Schools
106. Southington Public Schools
107. Sprague Public Schools
108. Stafford Public Schools
109. Stamford Public Schools
110. Sterling Public Schools
111. Stonington Public Schools
112. Stratford Public Schools
113. Suffield Public Schools
114. Thomaston Public Schools
115. Thompson Public Schools
116. Tolland Public Schools
- 117. Torrington Public Schools**
118. Trumbull Public Schools
119. Vernon Public Schools
120. Voluntown Public Schools
121. Wallingford Public Schools
122. Waterbury Public Schools
123. Waterford Public Schools

# HFC for School Year 2018-19

## Public School Districts, continued

- |                                   |                                   |
|-----------------------------------|-----------------------------------|
| 124. Watertown Public Schools     | 131. Windham Public Schools       |
| 125. West Hartford Public Schools | 132. Windsor Locks Public Schools |
| 126. West Haven Public Schools    | 133. Windsor Public Schools       |
| 127. Westbrook Public Schools     | 134. Wolcott Public Schools       |
| 128. Wethersfield Public Schools  | 135. Woodbridge Public Schools    |
| 129. Willington Public Schools    | 136. Woodstock Public Schools     |
| 130. Winchester Public Schools    |                                   |

## Magnet Schools, Charter Schools, and Regional Education Service Centers (RESCs)

- |  |  |
|--|--|
| 137. ACES  | 147. Highville Charter School, Inc., New Haven                   |
| 138. Achievement First Bridgeport Academy, Inc., New Haven | 148. Integrated Day Charter School, Norwich                      |
| 139. Amistad Academy, New Haven                            | 149. Interdistrict School for Arts and Communication, New London |
| 140. Brass City Charter School, Waterbury                  | 150. LEARN   |
| 141. Capital Preparatory Harbor School, Inc., Bridgeport   | 151. Park City Prep Charter School, Inc., Bridgeport             |
| 142. Common Ground High School, New Haven                  | 152. Stamford Academy, Stamford                                  |
| 143. CREC  | 153. The Bridge Academy Charter School, Bridgeport               |
| 144. EASTCONN  | 154. Trailblazers Academy, Stamford                              |
| <b>145. EdAdvance (formerly Education Connection)</b>      |  |
| 146. Elm City College Preparatory School, New Haven        |  |

## Interschool Agreements

(Sponsoring district is listed in parentheses)

- |  |   |
|--|---|
| 155. ACES Thomas Edison Middle Magnet (Meriden)        | 161. CES Special Education Center (Bridgeport)            |
| 156. Achievement First (Hartford)                      | 162. CREC Academy of Aerospace & Engineering (Rocky Hill) |
| 157. Andover Elementary School (Coventry)              | 163. CREC Academy of Aerospace & Engineering (Windsor)    |
| 158. Booker T Washington (New Haven)                   | 164. CREC Academy of Science and Innovation (New Britain) |
| 159. CES Cooperative Educational Services (Bridgeport) | 165. CREC Discovery Academy (Wethersfield)                |
| 160. CES Six to Six Magnet School (Bridgeport)         |   |

# HFC for School Year 2018-19

## Interschool Agreements, continued

(Sponsoring district is listed in parentheses)

- |   |  |
|---|--|
| 166. CREC Glastonbury/East Hartford Magnet School (Glastonbury) | 174. LEARN Transition Academy (site 90, Boston Post Road Programs) (East Lyme) |
| 167. CREC Learning Corridor Montessori Magnet (Hartford)        | 175. LEARN Lillie B Haynes Elementary School (East Lyme)                       |
| 168. CREC Museum Academy (Bloomfield)                           | 176. Region 6 (EdAdvance)  |
| 169. CREC Soundbridge (Wethersfield)                            | 177. Side by Side Community Charter (Norwalk)                                  |
| 170. CREC Two Rivers Magnet Middle School (East Hartford)       | 178. The Learning Center at East Hampton High School (East Hampton)            |
| 171. Jumoke Academy Charter (Hartford)                          |  |
| 172. High Road School of Hartford High (Hartford)               |  |
| 173. High Road School of Hartford Primary (Hartford)            |  |

## Changes in Participating Districts

The recertification rate (percentage of the 2017-18 HFC districts that recertified for school year 2018-19) is 97.2 percent. One school district did not recertify (Monroe Public Schools) and five schools missed the July 1 submission deadline for HFC schools under interschool agreements (Columbia Public Schools (EASTCONN), Hampton Elementary School (EASTCONN), Pomfret Community School (EASTCONN), Scotland Elementary School (EASTCONN), and Stamford School for Excellence (Stamford)).

The five districts and schools listed below chose to implement the healthy food option of HFC for the first time in school year 2018-19.

- Bolton Public Schools
- EdAdvance (formerly Education Connection)
- New Fairfield Public Schools
- Regional District #1
- Torrington Public Schools

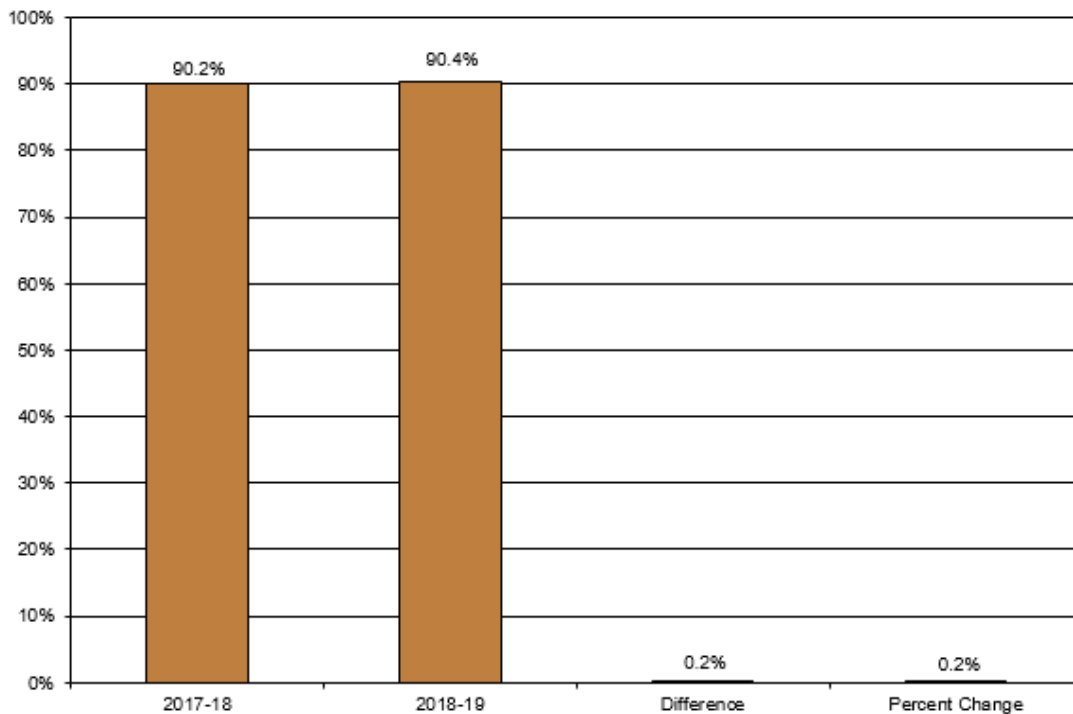
# HFC for School Year 2018-19

## Changes in Statewide HFC Eligibility and Participation

From 2017-18 to 2018-19, the number of school districts eligible for HFC increased from 194 to 197 districts, while the overall number of districts choosing to participate in the healthy food option of HFC increased from 175 to 178 districts.

During school year 2017-18, 90.2 percent of eligible school districts participated in HFC. For school year 2018-19, HFC participation increased to 90.4 percent, a change of 0.2 percent (see figure 1).

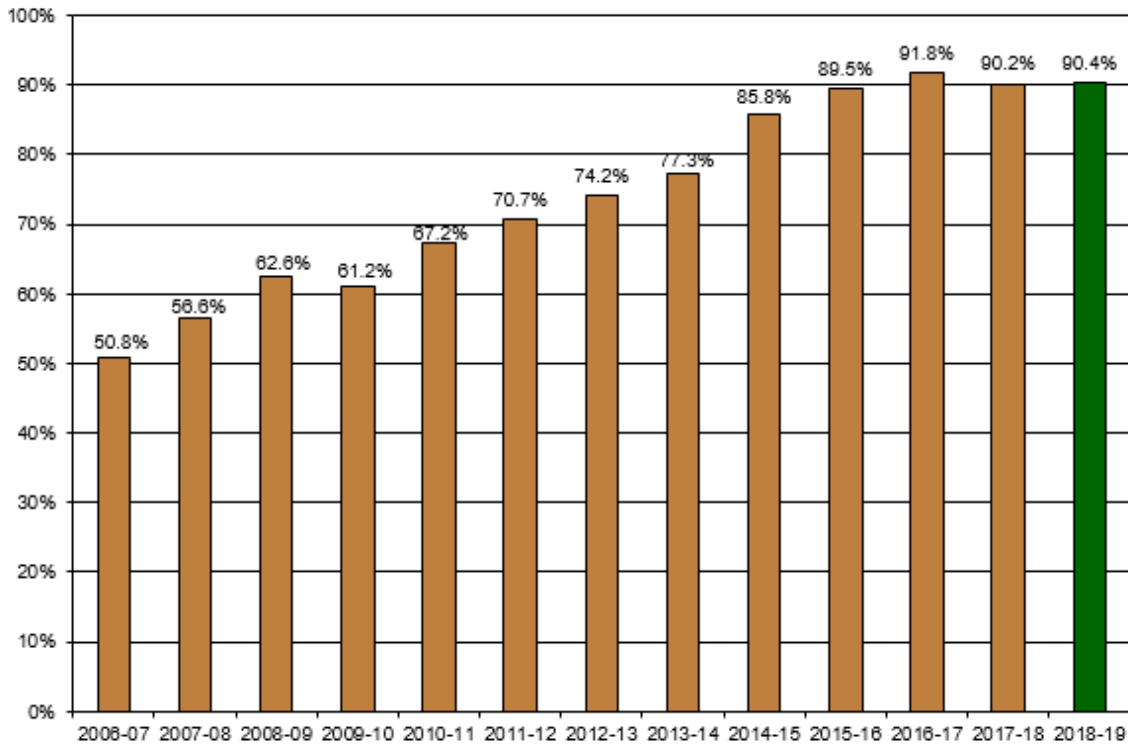
Figure 1. Change in HFC districts from 2017-18 to 2018-19



# HFC for School Year 2018-19

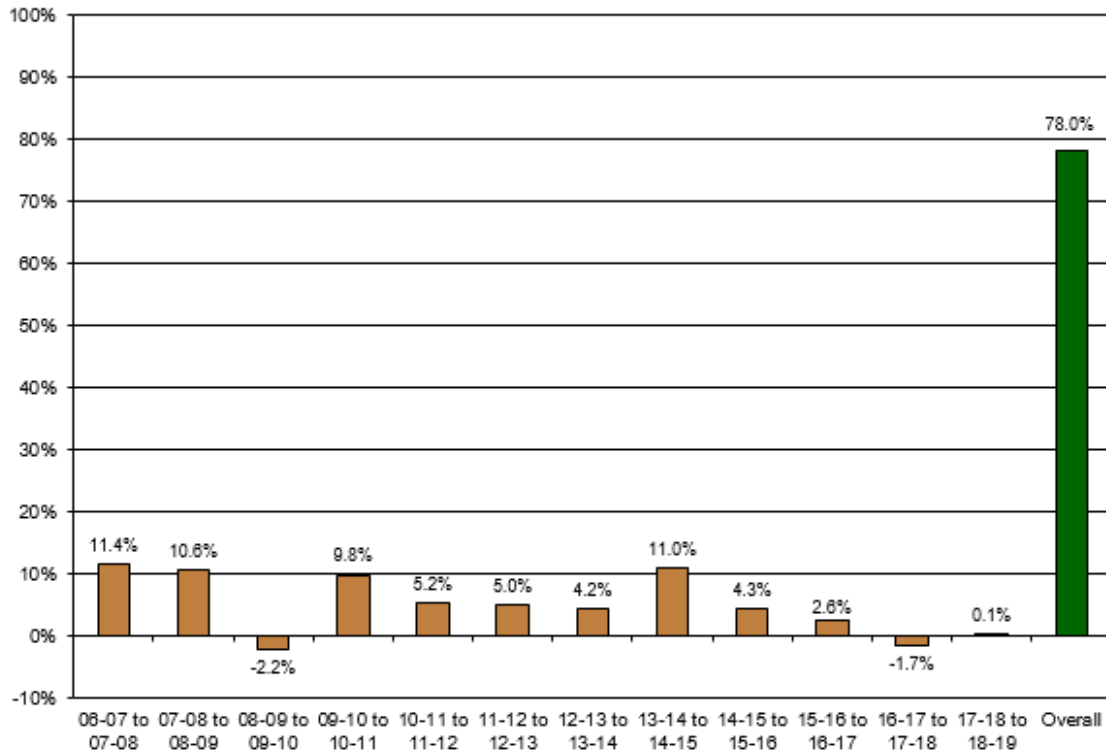
The HFC participation rate is 90.4 percent for school year 2018-19. Figure 2 shows HFC participation rates since the first year of implementation (school year 2006-07). Figure 3 shows the percentage of change in the HFC participation rates since the first year of implementation.

Figure 2. HFC participation to date



# HFC for School Year 2018-19

Figure 3. Percentage of change in HFC participation to date



## Resources

Complying with Healthy Food Certification Presentation (CSDE):

<https://portal.ct.gov/-/media/SDE/Nutrition/HFC/HFCPresentationComplying.pdf>

Connecticut Nutrition Standards (CSDE webpage):

<https://portal.ct.gov/SDE/Nutrition/Connecticut-Nutrition-Standards>

Data on Participation in HFC for School Year 2018-19 (CSDE):

<https://portal.ct.gov/-/media/SDE/Nutrition/HFC/Data/HFCdata.pdf>

Healthy Food Certification (CSDE webpage):

<https://portal.ct.gov/SDE/Nutrition/Healthy-Food-Certification>

List of Acceptable Foods and Beverages (CSDE webpage):

<https://portal.ct.gov/SDE/Nutrition/List-of-Acceptable-Foods-and-Beverages>

Map of Connecticut School Districts Participating in HFC (CSDE):

<https://portal.ct.gov/-/media/SDE/Nutrition/HFC/Data/HFCmap.pdf>

## HFC for School Year 2018-19

Questions and Answers on Connecticut Statutes for School Foods and Beverages (CSDE):

<https://portal.ct.gov/-/media/SDE/Nutrition/HFC/CTStatutesQA.pdf>

Resources for Healthy Foods and Beverages in Schools (CSDE):

<https://portal.ct.gov/-/media/SDE/Nutrition/HFC/ResourcesHealthyFB.pdf>



For more information, visit the Connecticut State Department of Education's (CSDE) [Healthy Food Certification](#) webpage or contact Susan S. Fiore, M.S., R.D., Nutrition Education Coordinator, at 860-807-2075 or [susan.fiore@ct.gov](mailto:susan.fiore@ct.gov), Connecticut State Department of Education, Bureau of Health/Nutrition, Family Services and Adult Education, 450 Columbus Boulevard, Suite 504, Hartford, CT 06103-1841.

This handout is available at <http://portal.ct.gov/-/media/SDE/Nutrition/HFC/Data/HFCschools.pdf>.

The Connecticut State Department of Education is committed to a policy of equal opportunity/affirmative action for all qualified persons. The Connecticut Department of Education does not discriminate in any employment practice, education program, or educational activity on the basis of age, ancestry, color, criminal record (in state employment and licensing), gender identity or expression, genetic information, intellectual disability, learning disability, marital status, mental disability (past or present), national origin, physical disability (including blindness), race, religious creed, retaliation for previously opposed discrimination or coercion, sex (pregnancy or sexual harassment), sexual orientation, veteran status or workplace hazards to reproductive systems, unless there is a bona fide occupational qualification excluding persons in any of the aforementioned protected classes.

Inquiries regarding the Connecticut State Department of Education's nondiscrimination policies should be directed to: Levy Gillespie, Equal Employment Opportunity Director/Americans with Disabilities Coordinator (ADA), Connecticut State Department of Education, 450 Columbus Boulevard, Suite 607, Hartford, CT 06103, 860-807-2071, [levy.gillespie@ct.gov](mailto:levy.gillespie@ct.gov).