

# Healthy Food Certification Participation for School Year 2021-22

School districts that choose to implement the healthy food option of Healthy Food Certification (HFC) under [Section 10-215f](#) of the Connecticut General Statutes must follow the [Connecticut Nutrition Standards](#) for all foods sold to students separately from reimbursable school meals. For school year 2021-22, 184 of the 192 eligible districts and schools (95.8 percent) are implementing the healthy food option of HFC. Eligible districts for HFC are public schools that participate in the U.S. Department of Agriculture’s (USDA) National Public Schools Program (NSLP). Public schools include public school districts, the Connecticut Technical Education and Career System (CTECS), charter schools, interdistrict magnet schools, endowed academies, and regional educational service centers.

HFC districts that are new to HFC or have returned to HFC for school year 2021-22 are indicated in **bold**. Schools that participate in the NSLP through an interschool agreement with another school district may choose to implement the healthy food option of HFC if the sponsoring school district implements HFC. These schools are indicated under “Interschool Agreements” on page 3, with the sponsoring district indicated in parentheses.

School districts not listed have either chosen not to implement HFC or are not eligible for HFC. For more information, see the Connecticut State Department of Education’s (CSDE) [Map of Connecticut School Districts Participating in HFC](#).

## Public School Districts

- |   |                                  |
|---|----------------------------------|
| 1. Ansonia Public Schools                         | 20. Clinton Public Schools       |
| 2. Ashford Public Schools                         | 21. Colchester Public Schools    |
| 3. Avon Public Schools                            | 22. Colebrook Public Schools     |
| 4. Berlin Public Schools                          | 23. Coventry Public Schools      |
| 5. Bethany Public Schools                         | 24. Cromwell Public Schools      |
| 6. Bethel Public Schools                          | 25. Danbury Public Schools       |
| 7. Bloomfield Public Schools                      | 26. Deep River Public Schools    |
| 8. Bolton Public Schools                          | 27. Derby Public Schools         |
| 9. Bozrah School District: Fields Memorial School | 28. East Haddam Public Schools   |
| 10. Branford Public Schools                       | 29. East Hampton Public Schools  |
| 11. Bridgeport Public Schools                     | 30. East Hartford Public Schools |
| 12. Bristol Public Schools                        | 31. East Haven Public Schools    |
| 13. Brookfield Public Schools                     | 32. East Lyme Public Schools     |
| 14. Brooklyn Public Schools                       | 33. East Windsor Public Schools  |
| 15. Canterbury Public Schools                     | 34. Ellington Public Schools     |
| 16. Canton Public Schools                         | 35. Essex Public Schools         |
| 17. Chaplin Public Schools                        | 36. Fairfield Public Schools     |
| 18. Cheshire Public Schools                       | 37. Farmington Public Schools    |
| 19. Chester Public Schools                        | 38. Glastonbury Public Schools   |
|   | 39. Granby Public Schools        |

## HFC Participation for School Year 2021-22

40. **Greenwich Public Schools**
41. Griswold Public Schools
42. Groton Public Schools
43. Guilford Public Schools
44. Hamden Public Schools
45. Hartford Public Schools
46. Hartland Public Schools
47. Hebron Public Schools
48. Kent Center School
49. Killingly Public Schools
50. Lebanon Public Schools
51. Ledyard Public Schools
52. Lisbon Public Schools
53. Litchfield Public Schools
54. Manchester Public Schools
55. Mansfield Public Schools
56. Marlborough Public Schools
57. Meriden Public Schools
58. Middletown Public Schools
59. Milford Public Schools
60. Montville Public Schools
61. Naugatuck Public Schools
62. New Britain Public Schools
63. New Hartford Public Schools
64. New Haven Public Schools
65. Newington Public Schools
66. New London Public Schools
67. New Milford Public Schools
68. **Newtown Public Schools**
69. North Branford Public Schools
70. North Canaan Public Schools
71. North Haven Public Schools
72. North Stonington Lunch
73. Norwalk Public Schools
74. Norwich Public Schools
75. Old Saybrook Public Schools
76. Orange Public Schools
77. Oxford Public Schools
78. Plainfield Public Schools
79. Plainville Community Schools
80. Plymouth Public Schools
81. Portland Public Schools
82. Preston Public Schools
83. Putnam Public Schools
84. Rocky Hill Public Schools Program
85. Salem Public Schools
86. Salisbury Public Schools
87. Seymour Public Schools
88. Sharon Public Schools
89. Shelton Public Schools
90. Simsbury Public Schools
91. Southington Public Schools
92. South Windsor Public Schools
93. Sprague Public Schools
94. Stafford Public Schools
95. Stamford Public Schools
96. Stonington Public Schools
97. Stratford Public Schools
98. Suffield Public Schools
99. Thomaston Public Schools
100. Thompson Public Schools
101. Tolland Public Schools
102. Torrington Public Schools
103. Trumbull Public Schools
104. Vernon Public Schools
105. Voluntown Public Schools
106. Wallingford Public Schools
107. Waterbury Public Schools
108. Waterford Public Schools
109. Watertown Public Schools
110. Westbrook Public Schools
111. West Hartford Public Schools
112. West Haven Public Schools
113. Wethersfield Public Schools
114. Willington Public Schools
115. Winchester Public Schools
116. Windham Public Schools
117. Windsor Public Schools
118. Windsor Locks Public Schools
119. Wolcott Public Schools
120. Woodbridge Public Schools
121. Woodstock Public Schools
122. Regional District 1: Canaan, Cornwall, Kent, North Canaan, Salisbury, Sharon

## HFC Participation for School Year 2021-22

123. Regional District 4: Chester, Deep River, Essex
124. Regional District 5: Bethany, Orange, Woodbridge
125. Regional District 7: Barkhamsted, Colebrook, New Hartford, Norfolk
126. Regional District 8: Andover, Hebron, Marlborough
127. Regional District 9: Easton, Redding
128. Regional District 10: Burlington, Harwinton
129. Regional District 13: Durham, Middlefield
130. Regional District 14: Bethlehem, Woodbury
131. Regional District 15: Middlebury, Southbury
132. Regional District 16: Beacon Falls, Prospect
133. Regional District 17: Haddam, Killingworth
134. Regional District 18: Lyme, Old Lyme

### Magnet Schools, Charter Schools, and Regional Education Service Centers (RESCs)

1. ACES
2. Achievement First Bridgeport Academy, Bridgeport
3. Amistad Academy, New Haven
4. Brass City Charter School, Waterbury
5. Capital Preparatory Harbor School, Bridgeport
6. Common Ground High School, New Haven
7. CREC
8. EASTCONN
9. EdAdvance
10. Elm City College Preparatory School
11. Great Oaks Charter School, Bridgeport
12. Highville Charter School, Hamden
13. Integrated Day Charter School, Norwich
14. **Interdistrict School for Arts and Communication (ISAAC)**, New London
15. LEARN
16. Park City Prep Charter School, Bridgeport
17. **Stamford Charter School for the Excellence**, Stamford
18. The Bridge Academy, Bridgeport
19. **The Gilbert School**, Winsted

### Interschool Agreements

(Sponsoring district is listed in parentheses)

1. Achievement First (Hartford)
2. Andover Elementary School (Coventry)
3. **Barkhamsted Elementary School (EdAvance)** *Note: New interschool agreement but not new to HFC (participated in HFC as NSLP sponsor in 2020-21)*
4. Booker T. Washington (New Haven)
5. **Canaan School District: Lee H. Kellogg School (Region 1)**
6. CES Cooperative Educational Services (Bridgeport)
7. CES Six to Six Magnet School (Bridgeport)
8. CES Special Education Center (Bridgeport)

## HFC Participation for School Year 2021-22

9. Columbia Horace Porter School (EASTCONN)
10. CREC Academy of Aerospace & Engineering (Rocky Hill)
11. CREC Academy of Aerospace & Engineering (Windsor)
12. CREC Academy of Science and Innovation (New Britain)
13. CREC Discovery Academy (Wethersfield)
14. CREC Glastonbury/East Hartford Magnet School (Glastonbury)
15. CREC Learning Corridor Montessori Magnet (Hartford)
16. CREC Museum Academy (Bloomfield)
17. CREC Two Rivers Magnet Middle School (East Hartford)
18. Edwin O. Smith High School, Mansfield (Region 19: Mansfield)
19. Explorations Charter School (EdAdvance)
20. **Franklin Elementary School (Griswold Public Schools)** *Note: New interschool agreement but not new to HFC (participated in HFC as NSLP sponsor in 2020-21)*
21. Hampton Elementary School (EASTCONN)
22. Jumoke Academy Charter (Hartford)
23. Norfolk: Botelle School (EdAdvance)
24. Odyssey Community School (Manchester)
25. Pomfret Community School (EASTCONN)
26. Region 6: Goshen Center School James Morris Elementary School Warren Elementary School, Wamogo Regional High School (EdAdvance)
27. Region 11: Parish Hill Middle/High School (Chaplin Elementary School)
28. Scotland Elementary School (EASTCONN)
29. Side by Side Community Charter (Norwalk)
30. Sterling Community School (EASTCONN)
31. The Learning Center at East Hampton High School (East Hampton)

### Changes in Participating Districts

All districts (100 percent) that chose to implement the healthy food option of HFC in school year 2020-21 recertified for school year 2021-22. In addition, six districts and schools are new to HFC or have returned to HFC for school year 2021-22.

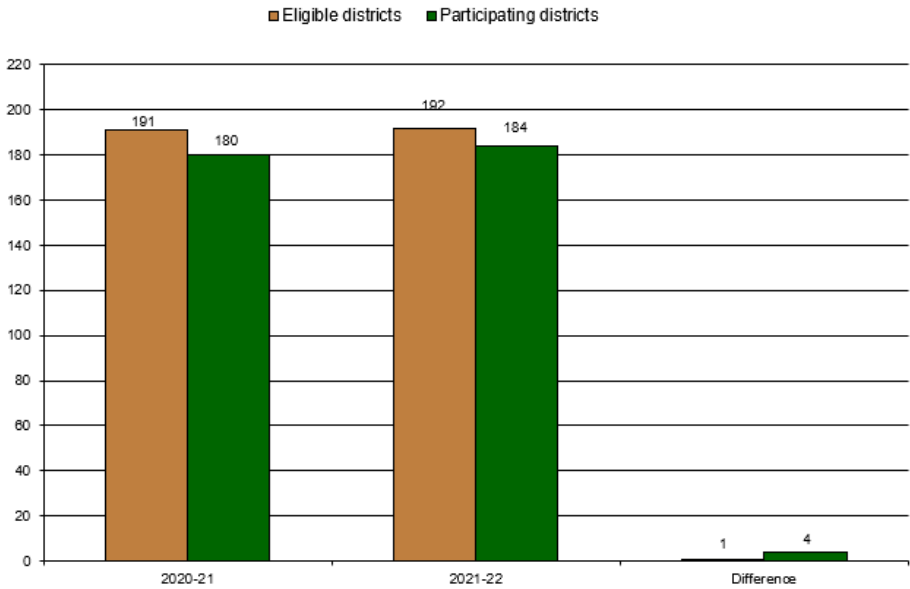
- Canaan School District: Lee H. Kellogg School (interschool agreement with Region 1)
- Greenwich Public Schools
- Interdistrict School for Arts and Communication (ISAAC), New London
- Newtown Public Schools
- Stamford Charter School for the Excellence, Stamford
- The Gilbert School, Winsted

# HFC Participation for School Year 2021-22

## Changes in Statewide HFC Eligibility and Participation

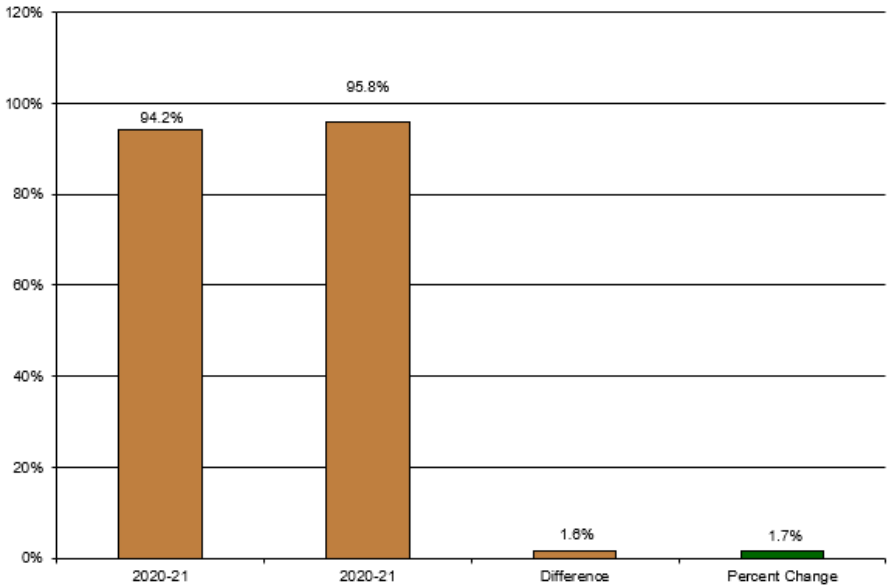
From 2020-21 to 2021-22, the number of districts that were eligible for HFC increased from 191 to 192 districts, while the number of districts choosing to participate in the healthy food option of HFC increased from 180 districts to 184 districts (refer to figure 1).

*Figure 1. Eligible versus participating HFC districts*



HFC participation increased from 94.2 percent in school year 2020-21 to 95.8 percent in school year 2021-22, which is a change of 1.7 percent (refer to figure 2).

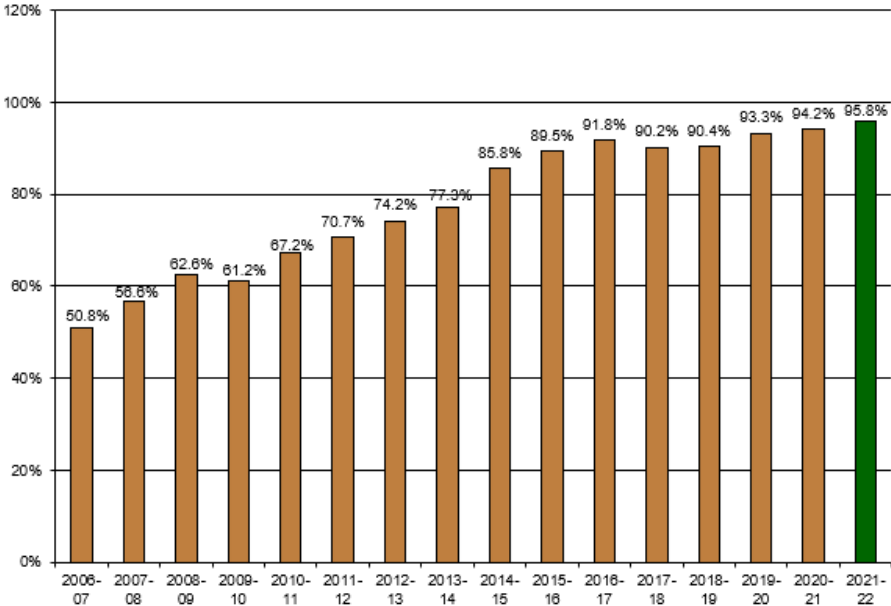
*Figure 2. Change in HFC participation from 2020-21 to 2021-22*



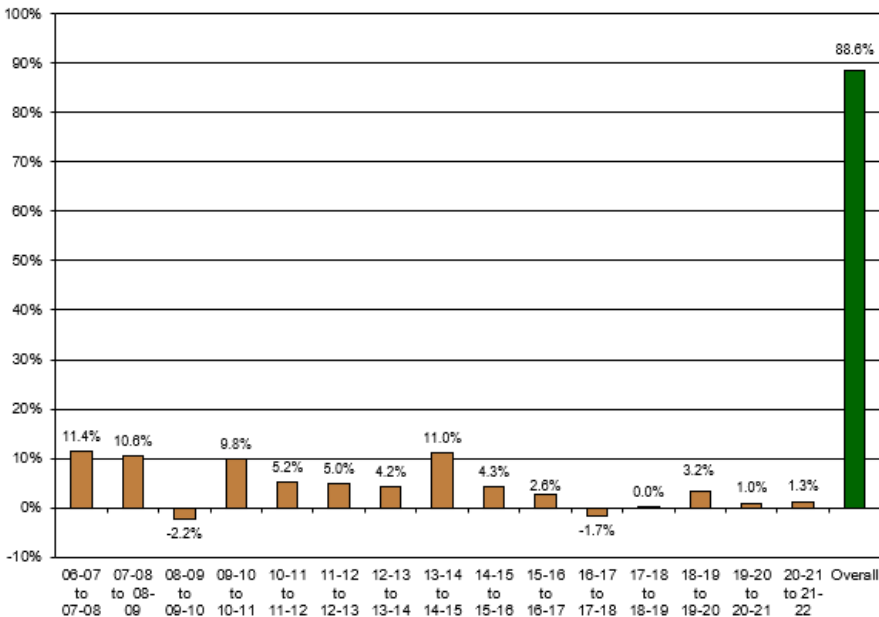
# HFC Participation for School Year 2021-22

The HFC participation rate for school year 2021-22 is 95.8 percent. This is the highest HFC participation rate since HFC began in 2006. Figure 3 shows HFC participation rates since the first year of implementation (school year 2006-07). Figure 4 shows the percentage of change in the HFC participation rates since the first year of implementation.

*Figure 3. HFC participation to date*



*Figure 4. Percentage of change in HFC participation to date*



# HFC Participation for School Year 2021-22

## Resources

Complying with Healthy Food Certification Presentation (CSDE):

[https://portal.ct.gov/-/media/SDE/Nutrition/HFC/Complying\\_Healthy\\_Food\\_Certification\\_Presentation.pdf](https://portal.ct.gov/-/media/SDE/Nutrition/HFC/Complying_Healthy_Food_Certification_Presentation.pdf)

Connecticut Nutrition Standards (CSDE webpage):

<https://portal.ct.gov/SDE/Nutrition/Connecticut-Nutrition-Standards>

Data on Participation in HFC (CSDE):

<https://portal.ct.gov/-/media/SDE/Nutrition/HFC/Data/HFCdata.pdf>

Healthy Food Certification (CSDE webpage):

<https://portal.ct.gov/SDE/Nutrition/Healthy-Food-Certification>

List of Acceptable Foods and Beverages (CSDE webpage):

<https://portal.ct.gov/SDE/Nutrition/List-of-Acceptable-Foods-and-Beverages>

Map of Connecticut School Districts Participating in HFC (CSDE):

<https://portal.ct.gov/-/media/SDE/Nutrition/HFC/Data/HFCmap.pdf>

Questions and Answers on Connecticut Statutes for School Foods and Beverages (CSDE):

[https://portal.ct.gov/-/media/SDE/Nutrition/HFC/Questions\\_Answers\\_Connecticut\\_Statutes\\_School\\_Foods\\_Beverages.pdf](https://portal.ct.gov/-/media/SDE/Nutrition/HFC/Questions_Answers_Connecticut_Statutes_School_Foods_Beverages.pdf)

Resources for Meeting the Federal and State Requirements for Competitive Foods in Schools (CSDE):

[https://portal.ct.gov/-/media/SDE/Nutrition/CompFoods/Resources\\_Federal\\_State\\_Requirements\\_Competitive\\_Foods.pdf](https://portal.ct.gov/-/media/SDE/Nutrition/CompFoods/Resources_Federal_State_Requirements_Competitive_Foods.pdf)

## HFC Participation for School Year 2021-22



For more information, visit the CSDE's [Healthy Food Certification](#) and [Connecticut Nutrition Standards](#) webpages, or contact the [HFC coordinator](#) in the CSDE's Bureau of Health/Nutrition, Family Services and Adult Education, 450 Columbus Boulevard, Suite 504, Hartford, CT 06103-1841.

This document is available at [https://portal.ct.gov/-/media/SDE/Nutrition/HFC/Data/HFC\\_schools.pdf](https://portal.ct.gov/-/media/SDE/Nutrition/HFC/Data/HFC_schools.pdf).

The Connecticut State Department of Education is committed to a policy of equal opportunity/affirmative action for all qualified persons. The Connecticut Department of Education does not discriminate in any employment practice, education program, or educational activity on the basis of age, ancestry, color, criminal record (in state employment and licensing), gender identity or expression, genetic information, intellectual disability, learning disability, marital status, mental disability (past or present), national origin, physical disability (including blindness), race, religious creed, retaliation for previously opposed discrimination or coercion, sex (pregnancy or sexual harassment), sexual orientation, veteran status or workplace hazards to reproductive systems, unless there is a bona fide occupational qualification excluding persons in any of the aforementioned protected classes.

Inquiries regarding the Connecticut State Department of Education's nondiscrimination policies should be directed to: Levy Gillespie, Equal Employment Opportunity Director/Americans with Disabilities Coordinator (ADA), Connecticut State Department of Education, 450 Columbus Boulevard, Suite 505, Hartford, CT 06103, 860-807-2071, [levy.gillespie@ct.gov](mailto:levy.gillespie@ct.gov).