



CSDE Model Curricula Quick Start Guide

Computer Science 6-8

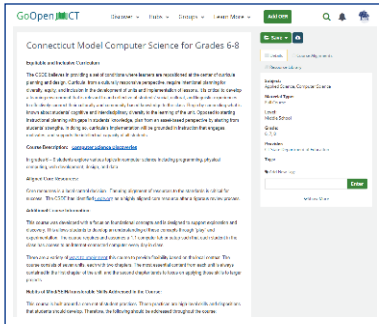
Connecticut's public digital library of open educational resources by and for teachers

Volume 12 | Connecticut State Department of Education | January 2024

Key Components


Course Description:

Overview of the entire course.



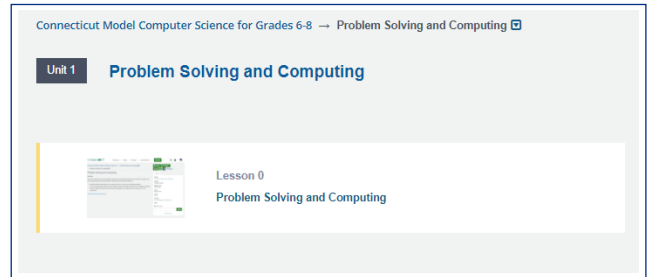
Interdisciplinary Connections:

All students should have the opportunity to learn computer science. These tasks provide connections between learning computer science and other subjects enabling computer science to be taught through an integrated approach.



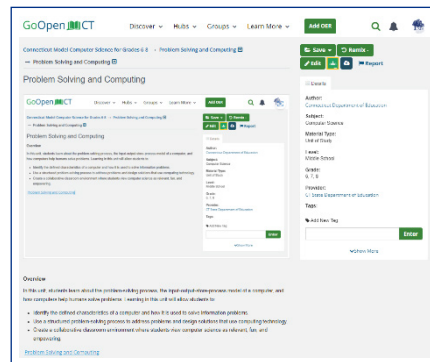
Unit:

A list of lessons will appear when selected.



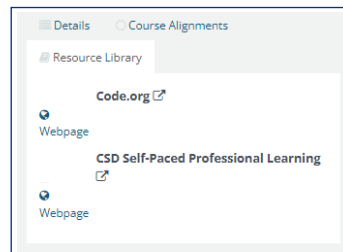
Lesson:

Lesson 0 provides the full unit layout when selected.



Resource Library:

Resources for teachers.



Frequently Asked Questions:**Q: Can I download the unit?**

A: Yes. Select the cloud icon with the arrow pointing down on the right-hand side of the screen to generate a PDF version of the unit.

Q: Can I print the unit?

A: Yes. The unit will need to be downloaded first and then the unit(s) can be printed.

Q: Is there a help center if I want to learn more?

A: Yes. On the GoOpen CT homepage, there are four headings along the top. Select "Learn More" to find the [Help Center](#).

Q: Why are Interdisciplinary Connections included in the course overview?

A: These tasks provide opportunities for the implementation of an integrated approach to computer science education. This is particularly beneficial when local structures do not provide opportunity for the implementation of the units or have limited capacity for computer science instruction.

Q: Can I modify the unit?

A: Users cannot modify the CSDE designed Courses and Units published in GoOpen CT. Users should consult local curricular leaders to understand the district curriculum development process before making decisions to modify or adapt. The process for implementation of the CSDE K-8 model curricula is a local decision.

Q: Can I teach the units out of order?

A: Sequencing of units can be done at the local level. In addition, there are [flexible implementation options](#) that allow districts to choose collections of units based on an area of focus or even assign only specific selected units. It is recommended to start with the Problem Solving unit.

Q: What if I find an error in the computer science model curriculum?

A: Please email Jennifer.Michalek@ct.gov the computer science education consultant.

Q: What if I don't have time to complete all of the units?

A: There are a variety of ways to [implement](#) this course. Districts can determine a specific area of focus and complete that collection of units or choose specific units to implement each year. The course is expected to take 3-5 hours per week of instruction for 9+ weeks.

Q: Is there professional development from Code.org?

A: Yes, Code.org offers both [in-person](#) professional development through their regional partner as well as [self-paced online](#) professional development for the CS Discoveries course.

Q: What technology is required to implement this course?

A: The course requires and assumes a 1:1 computer lab or setup such that each student in the class has access to an Internet-connected computer every day in class. Tablets are not currently supported. For more details on the technical requirements, please visit: code.org/educate/it.