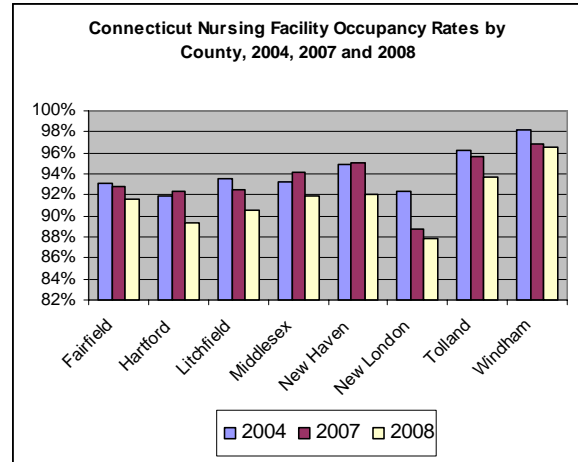


**STATE OF CONNECTICUT**  
**ANNUAL NURSING FACILITY CENSUS**  
**SEPTEMBER 30, 2008**

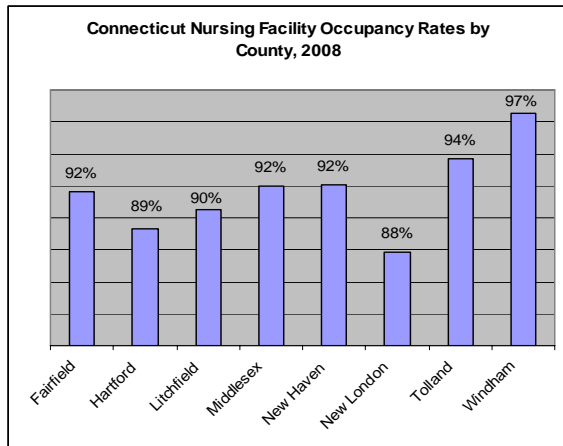
**OCCUPANCY**

The average nursing facility occupancy rate in Connecticut fell by two percent in 2008: from 93 percent on September 30, 2007, to 91 percent on the same date in 2008. Previously, from 2004 to 2007, the average nursing facility occupancy rate statewide had remained steady at around 93 percent.

In Connecticut, nursing facilities are licensed at two levels of care: Chronic and Convalescent Nursing Homes (CCNH), also known as Skilled Nursing Facilities, and Rest Homes with Nursing Supervision (RHNH), also called Intermediate Care Facilities. While occupancy among CCNH beds has remained at 93 percent, the RHNH occupancy rate has declined from 94 percent in 2004 to 83 percent in 2008.



Hartford County dipped below 90 percent occupancy for the first time since 2004.



Regionally, the availability of beds varied, ranging from Windham County, with an occupancy rate of 97 percent, to New London County, with an occupancy rate of 88 percent. All eight counties saw at least a small drop in the average regional occupancy rate between September 30<sup>th</sup>, 2007, and September 30<sup>th</sup>, 2008. New London has seen the steepest decrease in the percentage of beds occupied, dropping from 92 percent in 2004 to 88 percent in 2008.

**NURSING FACILITIES**

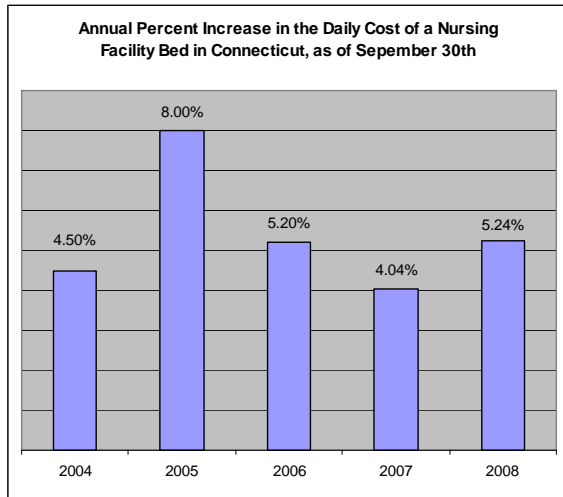
There were 243 licensed nursing facilities in Connecticut on September 30, 2008; three fewer than at the same time in 2004. Over the same time period, the proportion of facilities with a non-profit status decreased from 26 percent (63) to 22 percent (53) and the proportion of facilities with for profit status increased from 74 percent (183) to 78 percent (190).

Of the 243 nursing facilities in Connecticut in 2008, 216 (89%) have a CCNH license, 23 (9%) have both a CCNH and a RHNH license, and four facilities (2%) provide care under a RHNH license only.

On September 30, 2008, there were 29,317 licensed nursing facility beds in the state, representing a one percent decline from 2004. However, over time there has been a shift between the number of CCNH and RHNH beds. From 2004 to 2008, the total number of CCNH beds increased from 28,254 (95% of all beds) to 28,597 (98% of all beds). During the same time period, the number of RHNH beds declined from 1,547 to 720, a 47 percent decrease.

## COST OF CARE

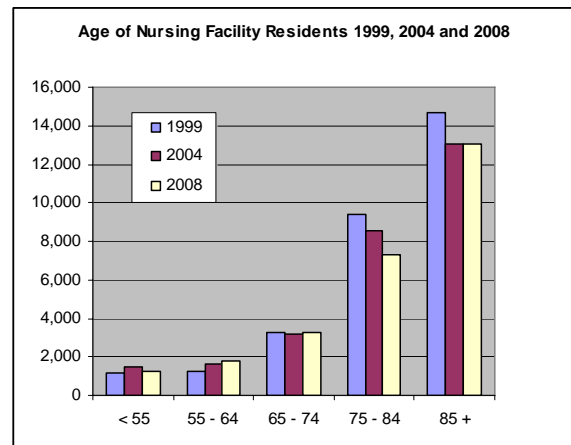
A nursing home resident now pays on average \$327 a day in Connecticut for a semi-private nursing home bed or nearly \$120,000 for the entire year. This represents a rise in cost of 5.2 percent from the previous year when the average cost was \$311 a day. The average annual percentage change over the last five years has been 5.4 percent for private pay rates.



## RESIDENT DEMOGRAPHICS

On September 30, 2008, there were 26,643 individuals residing in Connecticut nursing facilities, a decrease of 1,153 residents compared to 2004. In 2008, the majority of residents were white (86%), female (71%), and without a spouse (82%); a profile that has remained consistent over the years. Eleven percent of the residents were under age 65, 40 percent were between the age of 65 and 84, and 49 percent were age 85 or older.

Between 1999 and 2008, the number of nursing home residents who were under the age of 65 increased by 26 percent (633). Among residents age 65 and older, there was a 14 percent decrease (-3,806). During that time, the greatest increase was among residents age 55 to 64 (43%) and the greatest decrease was among residents age 75 to 84 (-23%).



## PAYMENT SOURCE

Medicaid remained the dominant source of payment for nursing facility stays in Connecticut in 2008, covering 69 percent of the residents. Medicare covered the next largest segment of residents (16%), followed by residents who pay privately out-of-pocket (12%). The remaining three percent of residents were covered by private medical insurance, long-term care insurance, the Veteran's Administration, or Continuing Care Retirement Communities. One third of nursing facility residents with long-term care insurance were covered by Connecticut Partnership for Long-Term Care policies.

This fact sheet provides the fifth year of data from the Connecticut Annual Nursing Facility Census. From 1997 until 2003, the State of Connecticut Nursing Facility Registry provided a longitudinal database of demographic and health data for all Connecticut nursing facility residents. Beginning in 2004, this registry was modified and renamed. The Connecticut Annual Nursing Facility Census provides aggregate information on the status of nursing facilities and their residents for September 30<sup>th</sup> of each year.

Produced by the Policy Development and Planning Division,  
Connecticut State Office of Policy and Management

