

**STATE OF CONNECTICUT**  
**ANNUAL NURSING FACILITY CENSUS**  
**SEPTEMBER 30, 2007**

**NURSING FACILITIES**

There were 244 licensed nursing facilities in Connecticut on September 30, 2007, two fewer than at the same time in 2004. Over the same time period, the proportion of facilities with a non-profit status has decreased from 26 percent (63) to 23 percent (55) and the proportion of facilities with for profit status increased from 74 percent (183) to 77 percent (189).

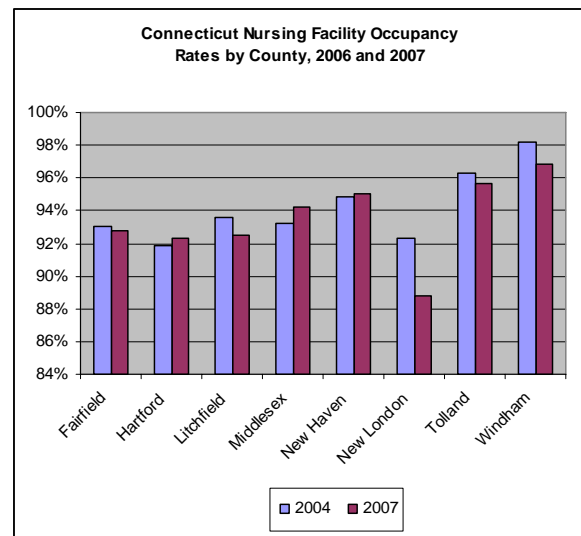
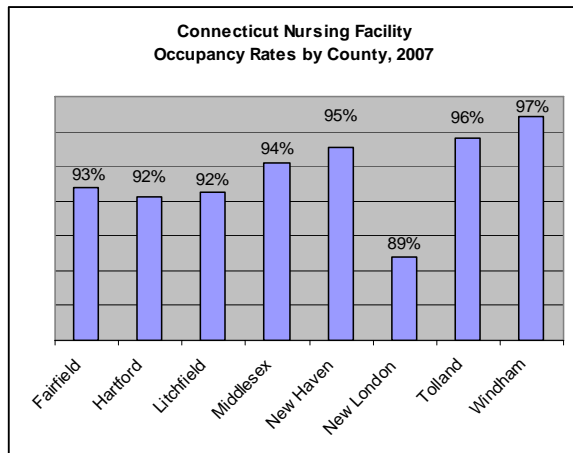
In Connecticut, nursing facilities are licensed at two levels of care: Chronic and Convalescent Nursing Homes (CCNH), also known as Skilled Nursing Facilities, and Rest Homes with Nursing Supervision (RHNS), also called Intermediate Care Facilities. Of the 244 nursing facilities in Connecticut in 2007, 214 (88%) have a CCNH license, 26 (11%) have both a CCNH and a RHNS license, and four facilities (2%) provide care under a RHNS license only.

On September 30, 2007, there were 29,459 licensed nursing facility beds in the state, a one percent decline from 2004. However, over time there has been a shift between the number of CCNH and RHNS beds. From 2004 to 2007, the total number of CCNH beds increased from 28,254 (95 percent, of all beds) to 28,521 (97 percent of all beds). During the same time

period, the number of RHNS beds has declined from 1,547 in 2004 to 938 in 2007, a 38 percent decrease.

Since 2004, the average nursing facility occupancy rate statewide has remained steady at around 93 percent. While occupancy among CCNH beds has remained at 93 percent, the RHNS occupancy rate has declined from 94 percent in 2004 to 86 percent in 2007.

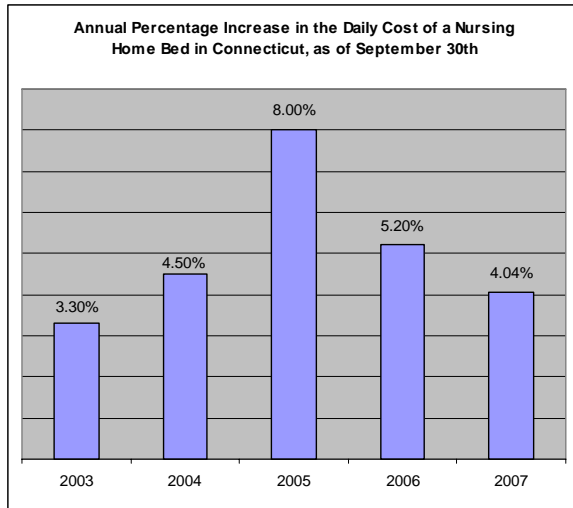
Regionally, the availability of beds varied, ranging from New London County with an occupancy rate of 89 percent, to Windham County, with an occupancy rate of 97 percent. The one notable change in bed occupancy between September 30<sup>th</sup>, 2004, and September 30<sup>th</sup>, 2007, was a decrease in the percentage of beds occupied in New London County, from 92 percent to 89 percent.



**COST OF CARE**

A nursing home resident now pays on average \$311 a day in Connecticut for a semi-private nursing home bed or \$114,000 for the entire year. This represents a rise in cost of 4.0 percent from the previous year when the average cost was

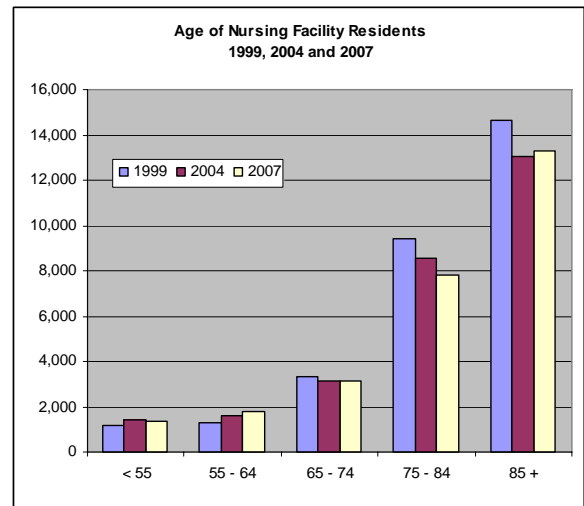
\$299 a day. The average annual percentage change over the last five years has been 5.0 percent for private pay rates. The smallest increase in the cost of care over the last five years was 3.3 percent in 2003. The largest in this time period was 8.0 percent in 2005 and was, in part, attributable to a provider tax imposed on nursing facilities by the State of Connecticut. As part of this action, the nursing facilities also received an increase in their Medicaid reimbursement rate.



### RESIDENT DEMOGRAPHICS

On September 30, 2007, there were 27,446 individuals residing in Connecticut nursing facilities, an eight percent decrease from the number of individuals receiving care in a nursing facility on the same date in 1999. In 2007, the majority of residents were white (86%), female (71%), and without a spouse (82%); a profile that has remained consistent over the years. Twelve percent of the residents were under age 65, 40 percent were between the age of 65 and 84, and 49 percent were age 85 or older.

Between 1999 and 2007 the number of younger nursing home residents under the age of 65 increased by 611 or 25 percent. Among residents age 65 and older, there was a decrease of 2,635 or a nearly 10 percent. During that time, the greatest increase was among residents age 55 to 64 (43%) and the greatest decrease was among residents age 75 to 84 (17%).



### PAYMENT SOURCE

Medicaid remained the dominant source of payment for nursing facility stays in Connecticut in 2007, covering 69 percent of the residents. Medicare covered the next largest segment of residents (15%), followed by residents who pay privately out-of-pocket (14%). The remaining two percent of residents were covered by either private medical insurance or long-term care insurance. Thirty-nine percent of nursing facility residents with long-term care insurance were covered by Connecticut Partnership for Long-Term Care policies.

This fact sheet provides the fourth year of data from the Connecticut Annual Nursing Facility Census. From 1997 until 2003, the State of Connecticut Nursing Facility Registry provided a longitudinal database of demographic and health data for all Connecticut nursing facility residents. Beginning in 2004, this registry was modified and renamed. The Connecticut Annual Nursing Facility Census provides aggregate information on the status of nursing facilities and their residents for September 30<sup>th</sup> of each year.

Produced by the Policy Development and Planning Division,  
Connecticut State Office of Policy and Management

