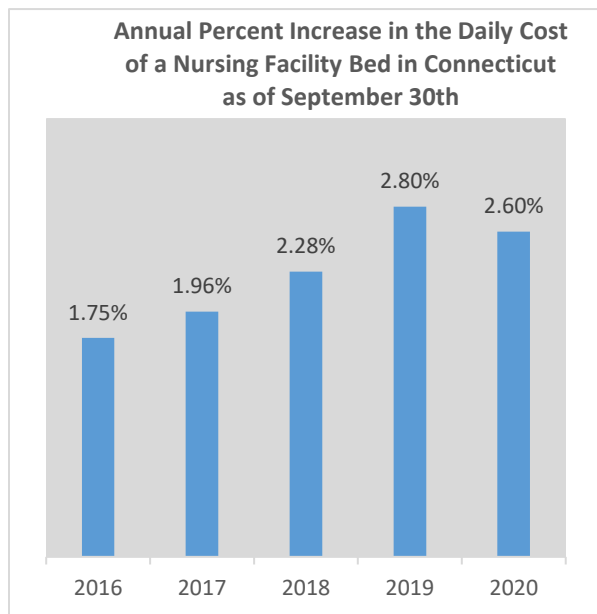


STATE OF CONNECTICUT
ANNUAL NURSING FACILITY CENSUS
SEPTEMBER 30, 2020

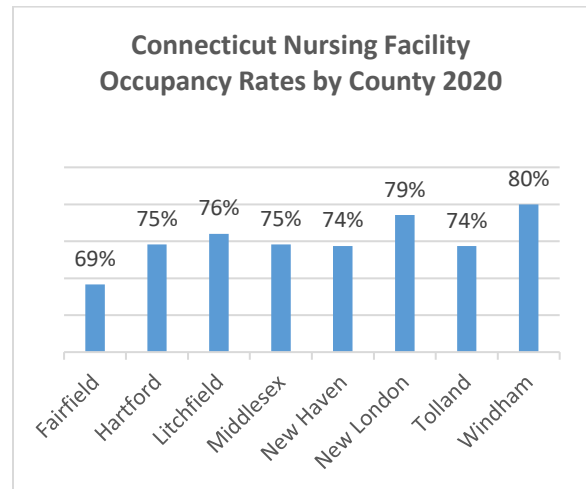
COST OF CARE

As of September 30, 2020, it costs a private pay nursing facility resident an average of \$456 per day for a semi-private nursing facility bed, or over \$166,000 for the entire year. This represents a rise in cost of 2.6 percent from the previous year average rate of \$444 per day. The average annual percentage change over the last five years has been 2.3 percent for private pay rates.

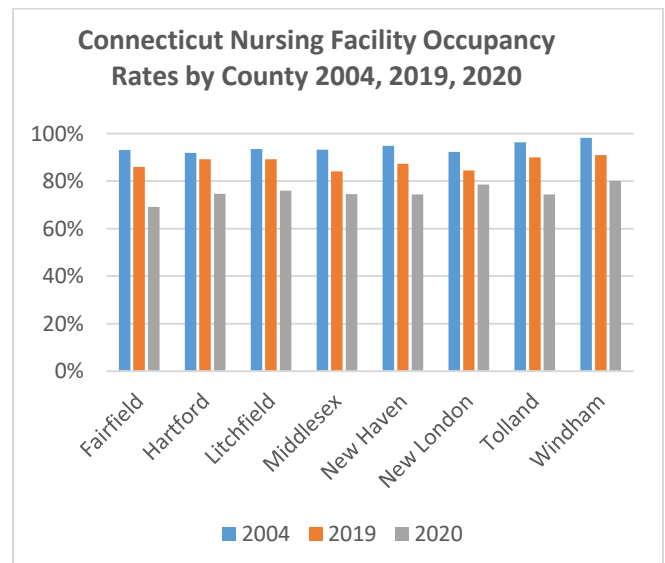


OCCUPANCY

Occupancy rates have remained very consistent over the last several years. However, due to the COVID-19 pandemic, the average nursing facility occupancy rate in Connecticut was 74 percent as of September 30, 2020, which is significantly lower than the 2019 occupancy rate of 88%. Regionally, these rates vary, ranging from an occupancy rate of 80 percent in Windham County to 69 percent in Fairfield County.



Between 2019 and 2020, there were decreases in the occupancy rates in every county: Fairfield (-16.8%), Tolland (-15.6%), Hartford (-14.6%), Litchfield (-13.1%), New Haven (-12.9%), Windham (-10.9%), Middlesex (-9.5%) and New London (-6.0%).



NURSING FACILITIES

A total of 211 licensed nursing facilities were operating in Connecticut on September 30, 2020, four less than in 2019. With regards to nursing facility beds, the total number has declined by 16.5 percent (4,923) between September 30, 2004 and 2020, decreasing from 29,801 to 24,878 beds.

In Connecticut, nursing facilities are licensed at two levels of care: Chronic and Convalescent Nursing Homes (CCNH), also known as Skilled Nursing Facilities, and Rest Homes with Nursing Supervision (RHNS), also called Intermediate Care Facilities.

As of September 30, 2020, there were 24,529 CCNH beds and 349 RHNS beds, for a total of 24,878. Over time, nursing facilities have been either phasing out RHNS beds or converting them to CCNH beds. Between 2004 and 2020, the number of RHNS beds decreased from 1,547 to 349, or 77 percent.

The number of facilities with non-profit status decreased from 63 in 2004 to 40 in 2020 and the number of facilities with for-profit status decreased from 183 to 171.

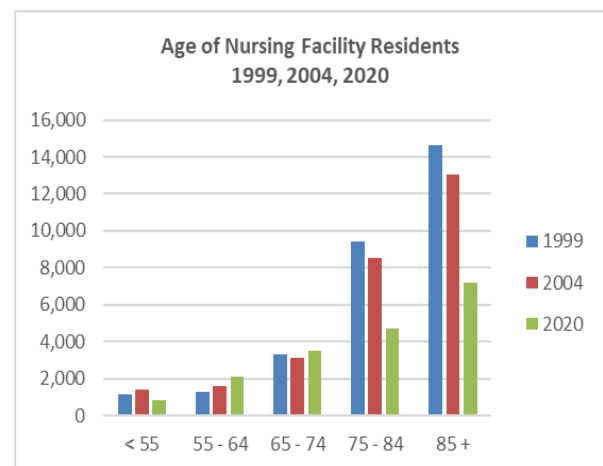
Of the 211 nursing facilities in Connecticut in 2020, 200 had a CCNH license, 10 had both a CCNH and RHNS license, and one facility provided care under an RHNS license only.

RESIDENT DEMOGRAPHICS

On September 30, 2020, there were 18,402 individuals residing in Connecticut nursing facilities. This represents 3,795 fewer residents than on the same date in 2019 and 9,394 fewer than in 2004.

In 2020, the majority of residents were white (80%), female (64%), and without a spouse (80%). This profile has remained consistent over the years. With regards to age, 16 percent were under 65 years of age, 45 percent were between 65 and 84, and 39 percent were age 85 or older.

Since 2004, the percentage of younger nursing facility residents under age 55 decreased by 42% (604), the percentage of residents age 55 to 74 increased by 19% (913), and the number of residents age 75 and older decreased by 45% (9,695).



PAYMENT SOURCE

Medicaid remained the dominant source of payment for nursing facility stays in Connecticut in 2020, covering 73 percent of the residents. Medicare covered the next largest segment of residents (15%), followed by residents who pay privately out-of-pocket (8%). Thirty-five percent of nursing facility residents with long-term care insurance were covered by Connecticut Partnership for Long-Term Care policies.

This fact sheet provides the 17th year of data from the Connecticut Annual Nursing Facility Census. From 1997 until 2003, the State of Connecticut Nursing Facility Registry provided a longitudinal database of demographic and health data for all Connecticut nursing facility residents. Beginning in 2004, this registry was modified and renamed. The Connecticut Annual Nursing Facility Census provides aggregate information on the status of nursing facilities and their residents on September 30th of each year.

Produced by the Health and Human Services Policy and Planning Division
Connecticut State Office of Policy and Management

