

**CT OPM – Criminal Justice Policy & Planning Division**  
**Connecticut Statistical Analysis Center**

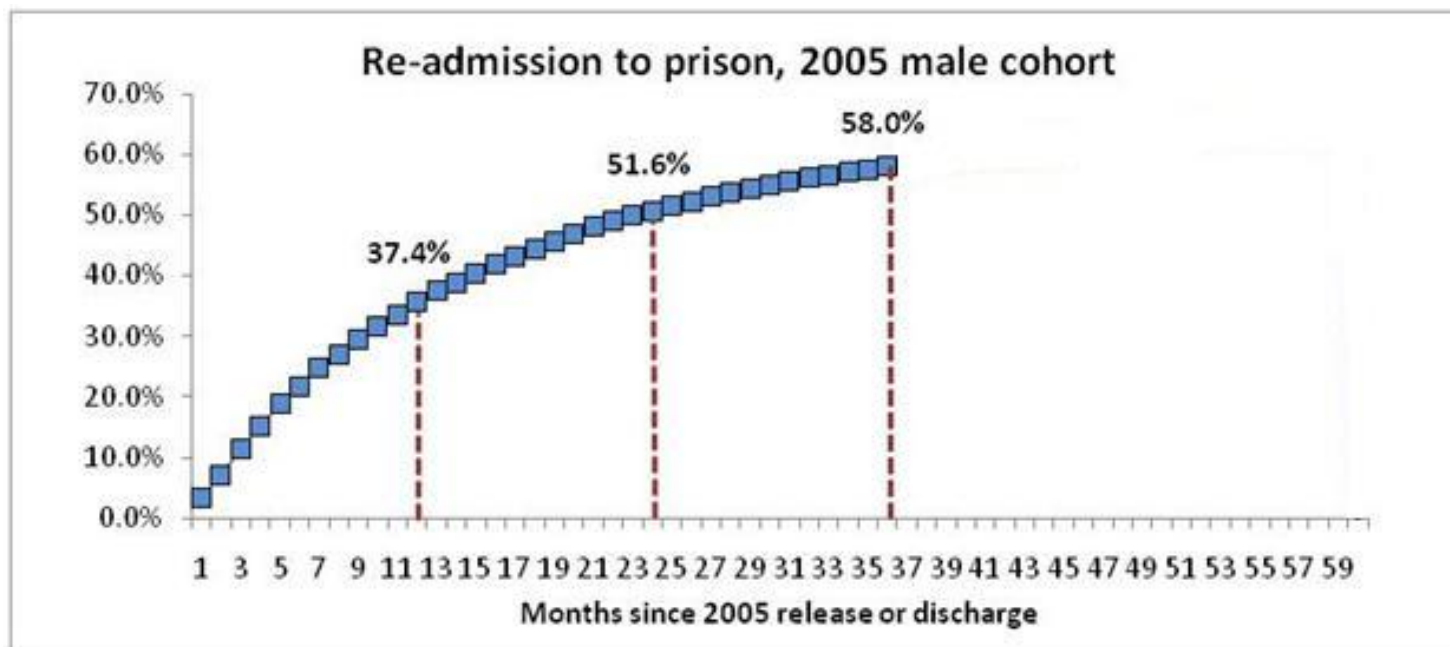
**Notes on recidivism among  
Connecticut sex offenders:**

Male offenders released in 2005

## Purpose of the study

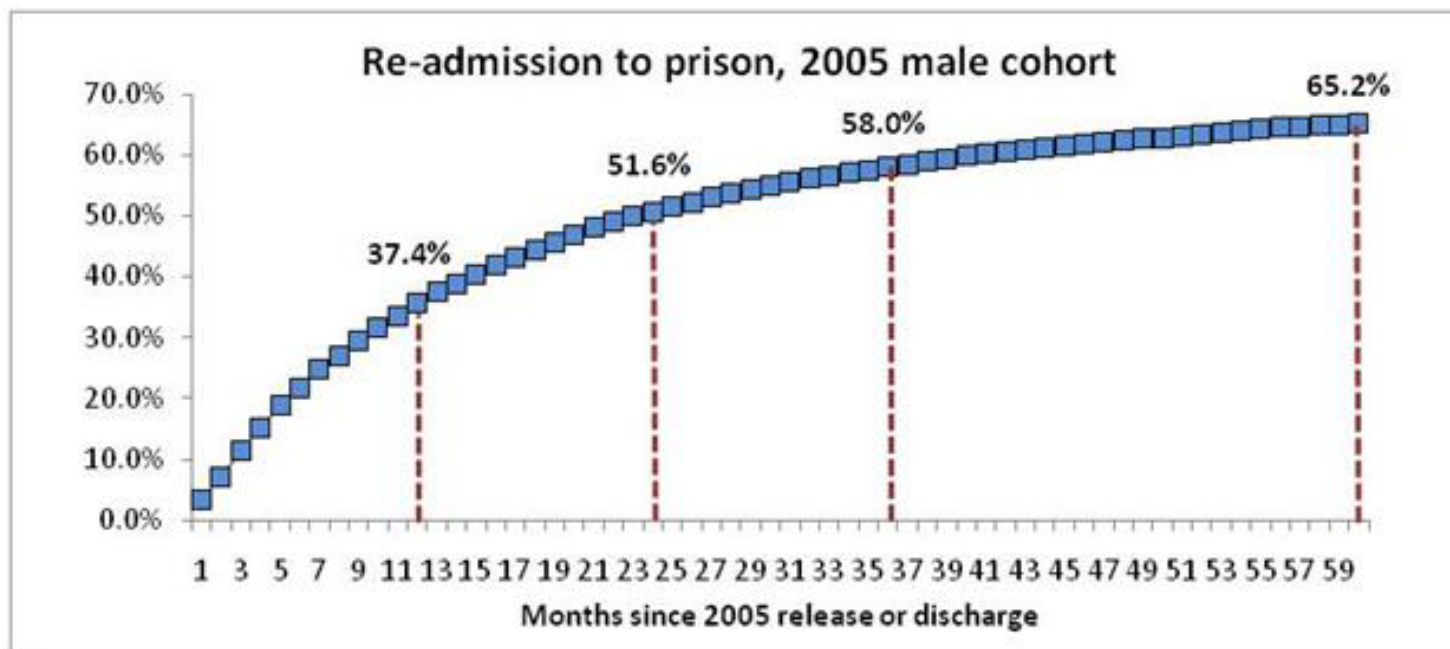
- ❑ Produce benchmark data on recidivism rates for the state's sex offender population.
- ❑ Assess how the Connecticut criminal justice system manages, treats and supervises its sex-offender population.
- ❑ Meet OPM's statutory requirement to produce an annual recidivism study of CT prisoners.

## A second look at the 2005 release cohort



Males: returned to prison within 3 years: 58%

## A second look at the 2005 release cohort



Males: returned to prison within 3 years: 58%

Males: returned to prison within 5 years: 65%

## **Some methodological questions**

- ❑ How should sex-offender recidivism be calculated**
  
- ❑ Who is a sex offender?**
  
- ❑ What sex offenses are relevant?**

## Some methodological questions

- ❑ **How should sex-offender recidivism be calculated**
  - ❑ All offenses, sexual offenses, violations
  - ❑ Arrests, convictions, new sentences
  - ❑ Study window – 3 year or 5 year
- ❑ **Who is a sex offender?**
  
- ❑ **What sex offenses are relevant?**

# Some methodological questions

- ❑ **How should sex-offender recidivism be calculated**
  - ❑ All offenses, sexual offenses, violations
  - ❑ Arrests, convictions, new sentences
  - ❑ Study window – 3 year or 5 year
- ❑ **Who is a sex offender?**
  - ❑ Prisoners, convicted offenders, universe
  - ❑ 14,398 sentenced males offenders in 2005
  - ❑ Offender risk and typologies
- ❑ **What sex offenses are relevant?**

# Some methodological questions

- ❑ **How should sex-offender recidivism be calculated**
  - ❑ All offenses, sexual offenses, violations
  - ❑ Arrests, convictions, new sentences
  - ❑ Study window – 3 year or 5 year
- ❑ **Who is a sex offender?**
  - ❑ Prisoners, convicted offenders, universe
  - ❑ 14,398 sentenced males offenders in 2005
  - ❑ Offender risk and typologies
- ❑ **What sex offenses are relevant?**
  - ❑ Prostitution related offenses
  - ❑ Registry related offenses



William Anselmo  
CSSD – Special  
Management Unit

Eric Ellison  
Parole – Special  
Management Unit

Laura Cordes  
CONNSACS

David Rentler  
Board of Pardons  
and Parole

Advisory Panel

Sgt. Joseph Biella  
Sex Offender Registry  
CT State Police

Patrick Hynes  
Best Practices Unit,  
CT DOC

Randall Wallace  
Charles Barber  
The Connection, Inc.

William Anselmo  
CSSD – Special  
Management Unit

Eric Ellison  
Parole – Special  
Management Unit

Laura Cordes  
CONNSACS



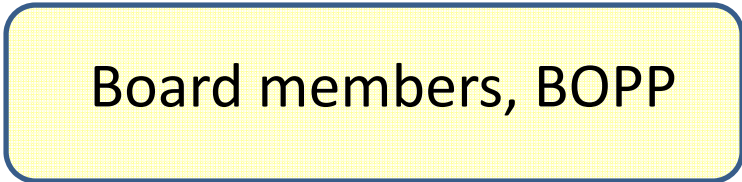
David Rentler  
Board of Pardons and  
Parole

Sgt. Joseph Biella  
Sex Offender Registry  
CT State Police

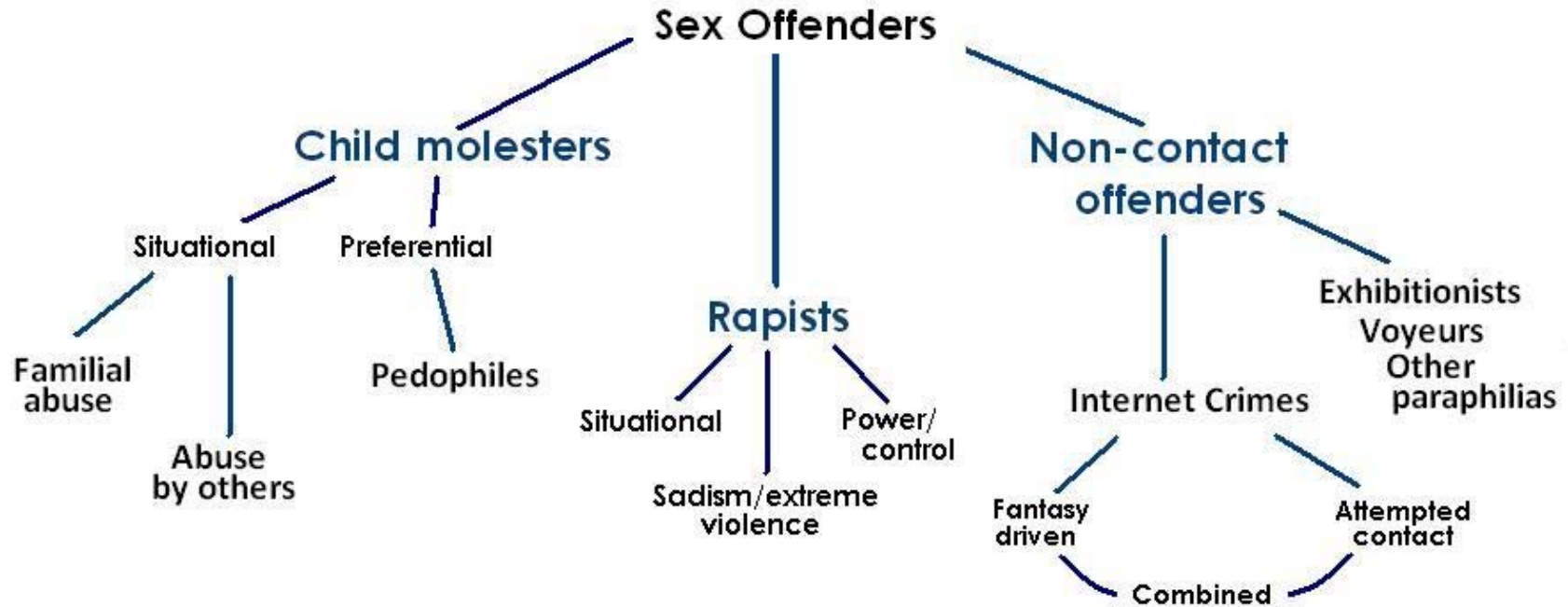
Randall Wallace  
Charles Barber  
The Connection, Inc.

Patrick Hynes  
Best Practices Unit,  
CT DOC

### Focus Groups



# Sex offenders: a non-homogeneous population

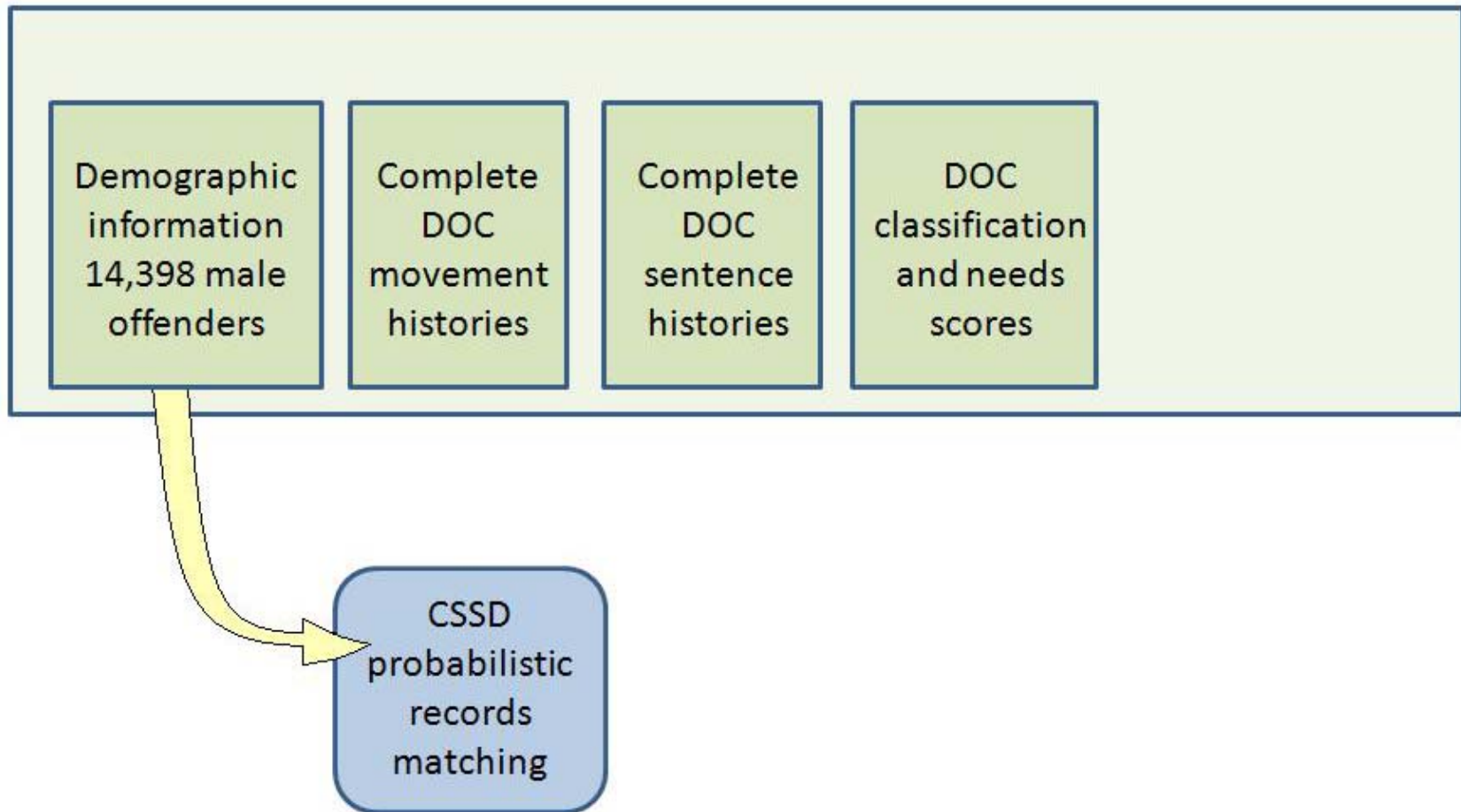


## Variance by

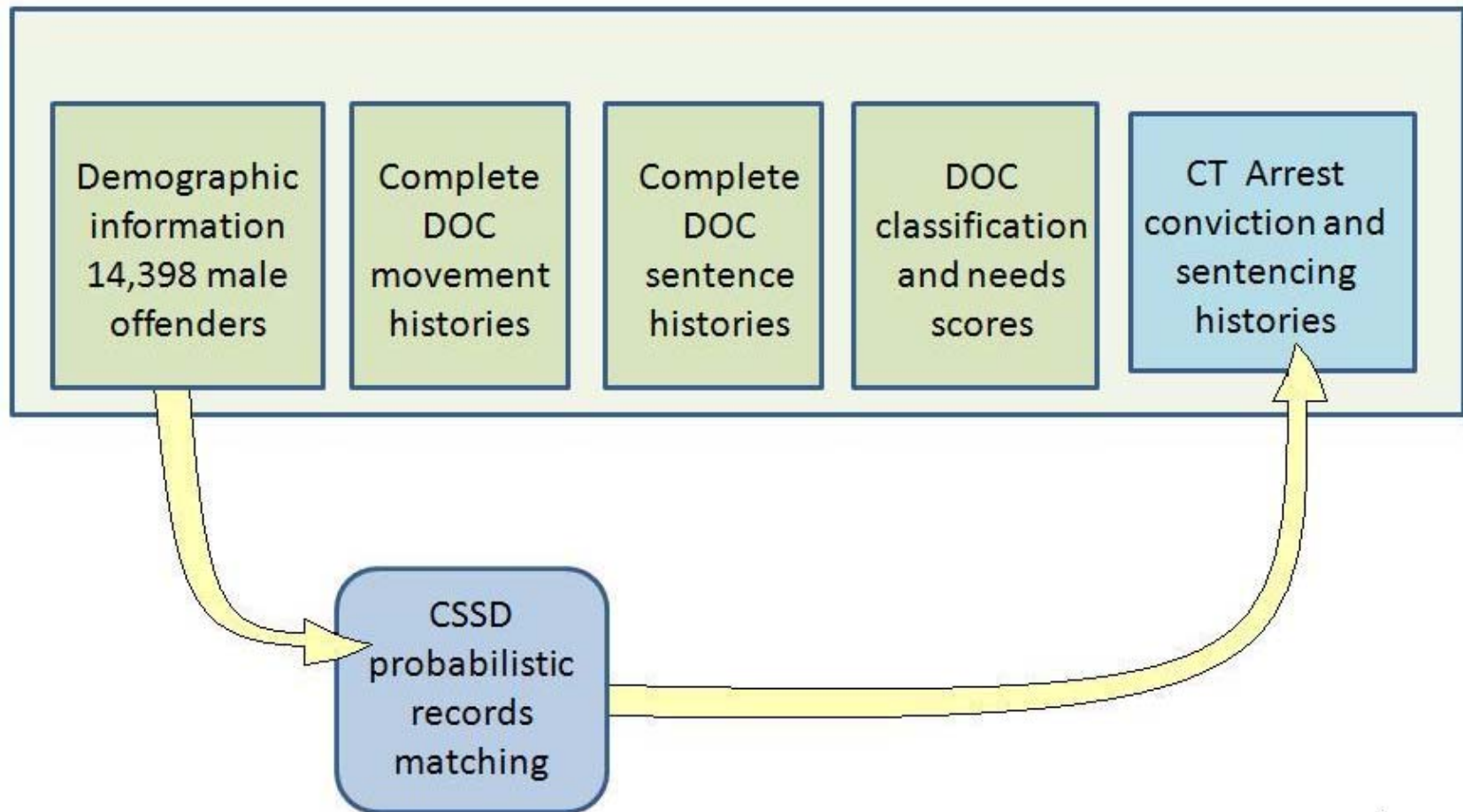
- Nature of the crime
- Nature of the victim
- Circumstance
- Non-sexual criminality

Expectation:  
Variance in risk and  
recidivism by typology

## Data on 14,398 male sentenced offenders released or discharged in 2005



## Data on 14,398 male sentenced offenders released or discharged in 2005



## 5-year recidivism matrix

	Any criminal offense	VOP-related offense	SOR-related offense	New sexual offense
New Arrest				
New conviction				
New prison sentence				

## 5-year recidivism matrix

		<b>All offenders</b>					
		Any	VOP-	SOR-	New		
		<b>Non-sex offenders</b>					
		Any	VOP-	SOR-	New	al	se
		<b>Sex offenders</b>					
	New Ar	Any	VOP-	SOR-	New	al	se
	New Arrest	criminal	related	related	sexual		
	New Arrest	offense	offense	offense	offense		
	New Arrest						
	New conviction						
	New prison sentence						

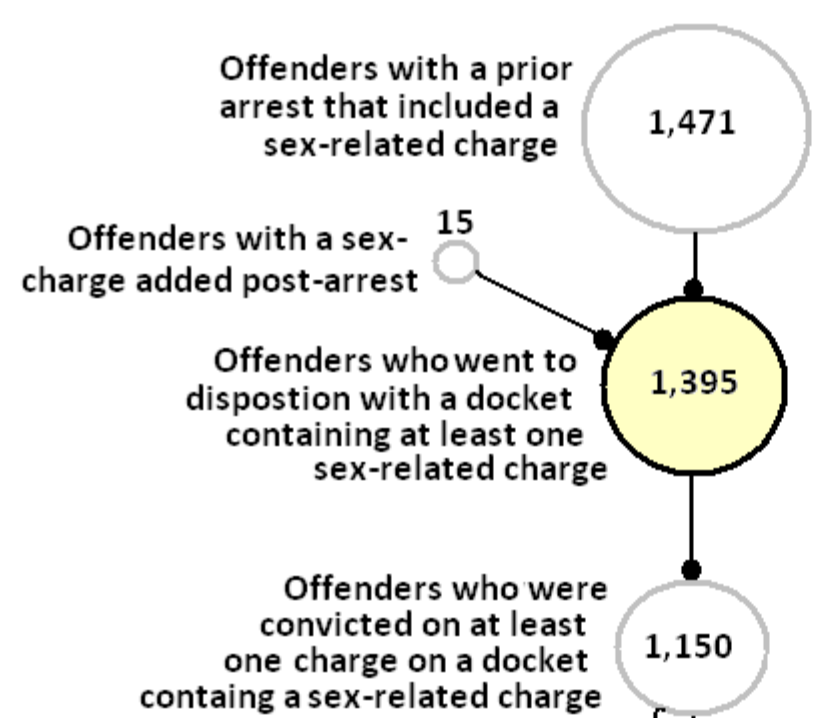
# 1.



Prior sex-related criminal histories of 14,398 men released or discharged from a Connecticut prison in 2005



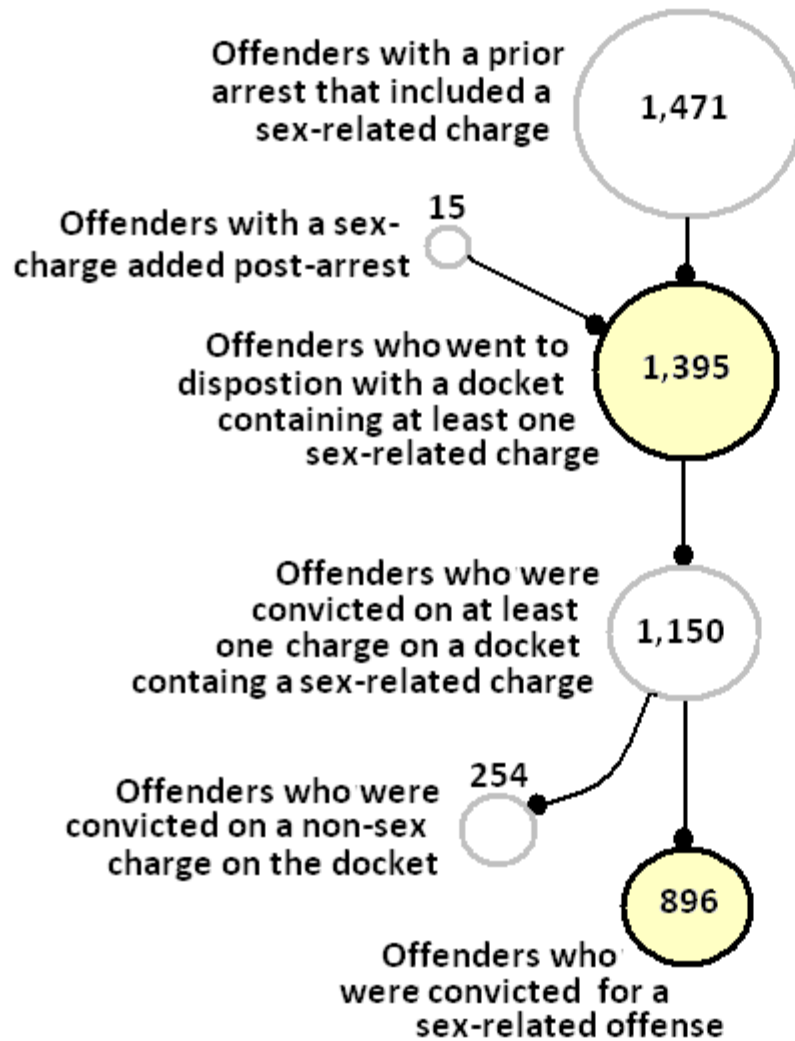
# 2.



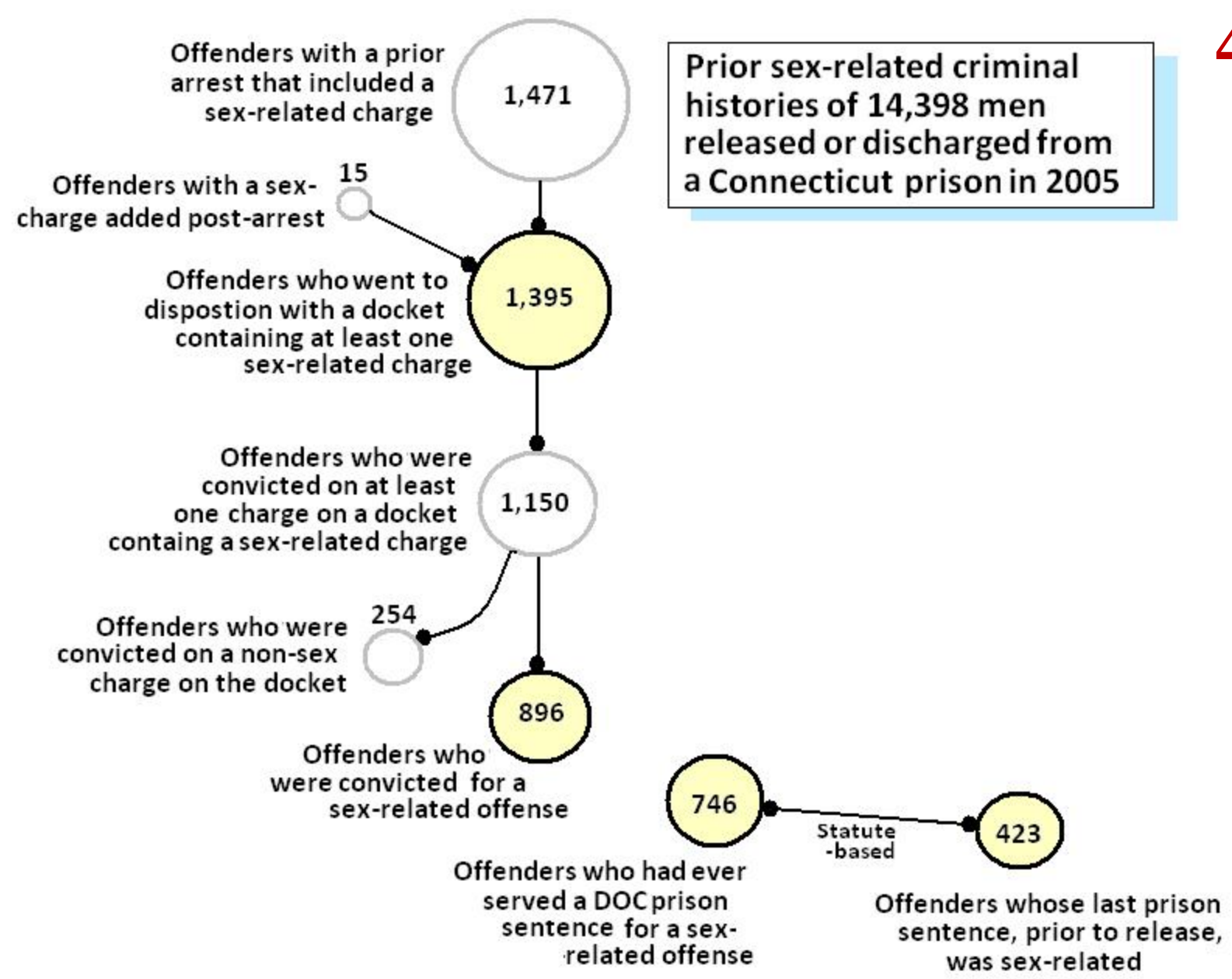
Prior sex-related criminal histories of 14,398 men released or discharged from a Connecticut prison in 2005

# 3.

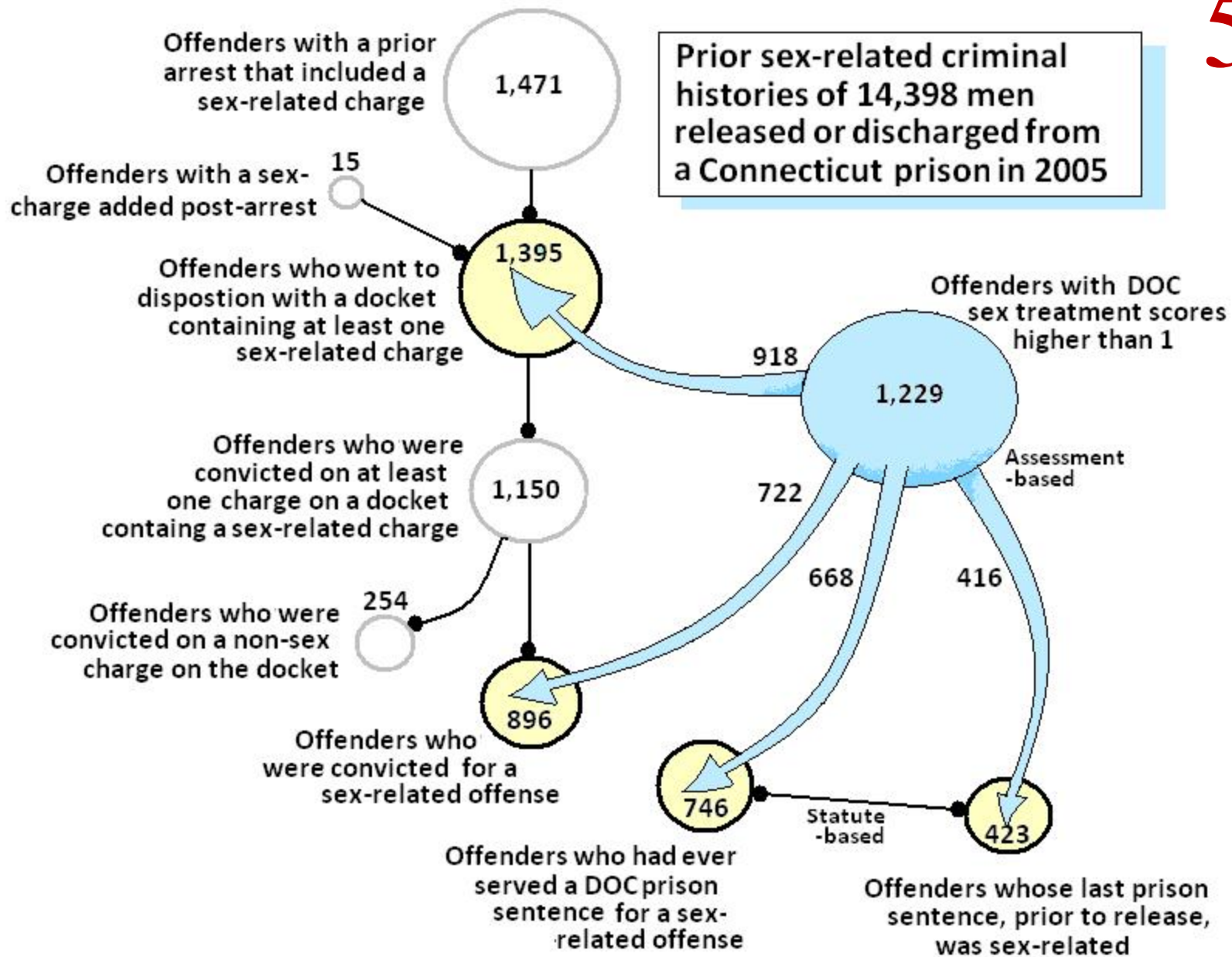
Prior sex-related criminal histories of 14,398 men released or discharged from a Connecticut prison in 2005



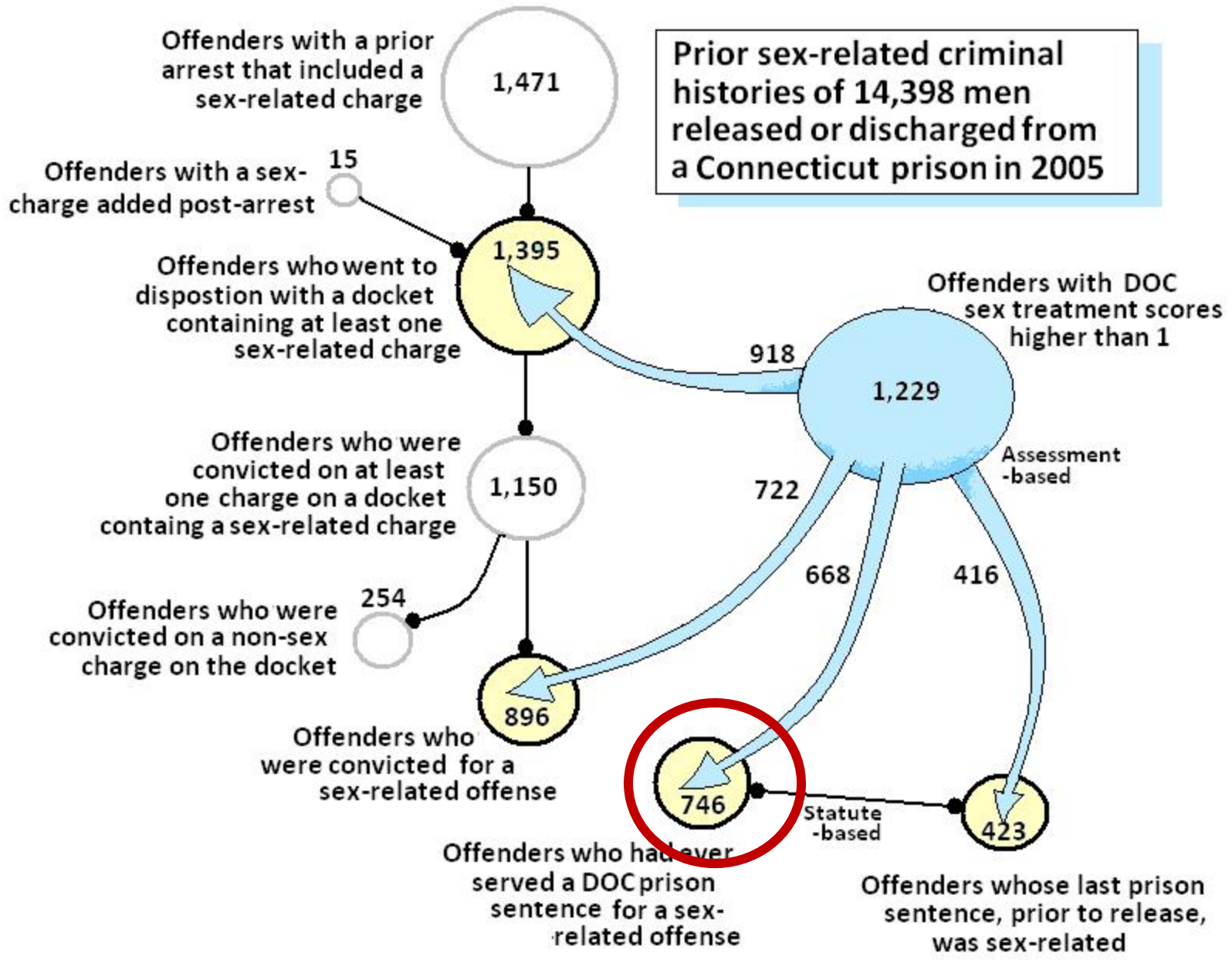
# 4.



# 5.



**Prior sex-related criminal histories of 14,398 men released or discharged from a Connecticut prison in 2005**



- In 2005, 14,398 sentenced male offenders were released or discharged from prison
- Over the next 5 years:
  - 286 of these men were arrested for a sex offense
  - 134 were convicted for a sex offense, and
  - 99 were sentenced to prison for a sex offense
- Of the 99 men who were sentenced to prison for a sex offense – only 13 had ever served a prior sentence for a sex-related crime.

- In 2005, 746 sentenced male offenders who had ever served a sentence for a sex-related crime were released or discharged from prison
- Over the next 5 years
  - 27 were arrested for a new sex offense
  - 20 were convicted for a new sex offense, and
  - 13 were sentenced to prison for a new sex offense

## Sexual recidivism – new offenses within 5 years (frequency and rate)

	<b>13,653 non- sex offenders</b>		<b>746 sex offenders</b>	
	New sexual offense	Rate	New sexual offense	Rate
New Arrest	259	1.9%	27	3.6%
New conviction	114	0.8%	20	2.7%
New prison sentence	86	0.6%	13	1.7%



# Recidivism: arrests

<b>NEW ARRESTS</b>	<b>All</b>	<b>VOP- related</b>	<b>SOR- related</b>	<b>New sex offenses</b>
<b>13,653 non-sex offenders</b>	<b>78.8%</b>	<b>38.0%</b>	<b>0.2%</b>	<b>1.9%</b>
<b>746 sex offenders</b>	<b>76.0%</b>	<b>49.5%</b>	<b>28.4%</b>	<b>3.6%</b>
<b>Total : 14,398 offenders</b>	<b>78.6%</b>	<b>38.6%</b>	<b>1.7%</b>	<b>2.0%</b>

# Recidivism: arrests & convictions

<b>NEW ARRESTS</b>	<b>All</b>	<b>VOP- related</b>	<b>SOR- related</b>	<b>New sex offenses</b>
13,653 non-sex offenders	78.8%	38.0%	0.2%	1.9%
746 sex offenders	76.0%	49.5%	28.4%	3.6%
<b>Total : 14,398 offenders</b>	<b>78.6%</b>	<b>38.6%</b>	<b>1.7%</b>	<b>2.0%</b>

<b>NEW CONVICTIONS</b>	<b>All</b>	<b>VOP- related</b>	<b>SOR- related</b>	<b>New sex offenses</b>
13,653 non-sex offenders	69.5%	35.0%	0.1%	0.8%
746 sex offenders	66.1%	45.3%	17.2%	2.7%
<b>Total : 14,398 offenders</b>	<b>69.3%</b>	<b>35.5%</b>	<b>1.0%</b>	<b>0.9%</b>

# Recidivism: convictions and new sentences

<b>NEW CONVICTIONS</b>	<b>All</b>	<b>VOP- related</b>	<b>SOR- related</b>	<b>New sex offenses</b>
13,653 non-sex offenders	69.5%	35.0%	0.1%	0.8%
746 sex offenders	66.1%	45.3%	17.2%	2.7%
<b>Total : 14,398 offenders</b>	<b>69.3%</b>	<b>35.5%</b>	<b>1.0%</b>	<b>0.9%</b>

<b>NEW SENTENCES</b>	<b>All</b>	<b>VOP- related</b>	<b>SOR- related</b>	<b>New sex offenses</b>
13,653 non-sex offenders	50.3%	11.1%	0.1%	0.6%
746 sex offenders	40.2%	9.4%	9.2%	1.7%
<b>Total : 14,398 offenders</b>	<b>49.8%</b>	<b>11.0%</b>	<b>0.5%</b>	<b>0.7%</b>

## Recidivism - return to prison w/new sentence Rate among different sex offenders groups

**Return to prison with a new sentence - by sex offender flag group**

Offender group	Males in group	Any new prison sentence	Any new prison sentence, rate	Any new VOP sentence	Any new VOP sentence, rate	Any registry-related sentence	Any registry-related sentence, rate	New sentence, sex crime	New sentence, sex crime, rate
Prior arrest, sex-related	1395	637	45.7%	172	12.3%	68	4.9%	33	2.4%
Prior conviction, sex-related	896	371	41.4%	94	10.5%	63	7.0%	17	1.9%
Sentence history, sex-related	746	300	40.2%	70	9.4%	69	9.2%	13	1.7%
Last sentence, sex-related	423	120	28.4%	30	7.1%	34	8.0%	9	2.1%
Sex treatment score: 2 - 5	1229	542	44.1%	138	11.2%	73	5.9%	28	2.3%
STS = 1	12904	6563	50.9%	1437	11.1%	6	0.0%	71	0.6%
STS = 2	100	55	55.0%	12	12.0%	0	0.0%	6	6.0%
STS = 3	983	431	43.8%	113	11.5%	65	6.6%	18	1.8%
STS = 4	144	56	38.9%	13	9.0%	8	5.6%	4	2.8%
Total cohort	14398	7164	49.8%	1583	11.0%	79	0.5%	99	0.7%

**Depending on the criteria used to identify a sex offender:  
the rate of being sentenced to prison for a new sex crime  
varied from 1.7% to 2.4%**

**Offenders with DOC Sex Treatment scores of 2 were sentenced to prison  
at the highest rate: 6%**

## Other findings

- In 2005, 37% of non-sex offenders completed their sentences in prison. In contrast, 79% of the 746 sex offenders who had served a prison sentence for a new sex crime were discharged directly from a prison facility at the end of their sentences (EOS). The reasons:
  - 1) the DOC did not release TS-eligible sex offenders into the community, and
  - sex offenders were not accepted in most of the DOC's residential, halfway house network.
  - Almost 50% of sex offenders were sentenced to probation at the completion of their sentences compared to 33% for non-sex offenders.
- Some sex offenders have extensive, violent non-criminal histories. Among the 195 offenders who had been convicted for Sex Assault 1 prior to 2005,
  - 29.2% had also served a prison sentence for a burglary related crime;
  - 13.3% had served a sentence for robbery.
- The high incidence of burglaries and robberies among this group indicates both a heightened willingness to use force and overstep boundaries. Among the entire population of male prisoners released in 2005, only 16% had been convicted of burglary-related charges and less than 8% had been convicted for a robbery.
- Connecticut employs a unique collaborative approach in supervising and treating sex offenders in the community. The approach links parole officers and probation officers, victim advocates and a non-profit provider of sex offender treatment and programming. Together these organizations design oversight and supervision plans for every offender.