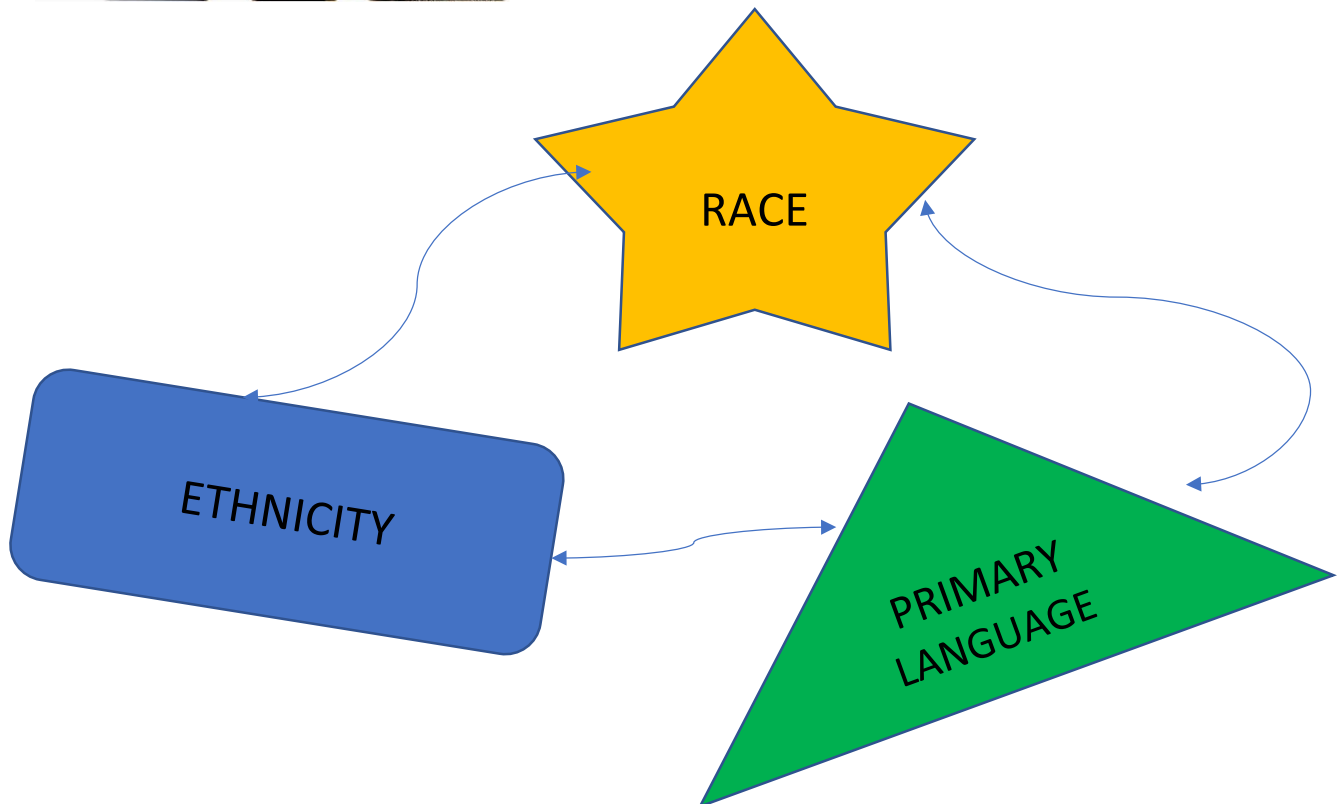




# RACE, ETHNICITY, LANGUAGE (REL) DATA COLLECTION STANDARDS



**Mailing Address:** 450 Capitol Avenue, MS#51OHS

P.O. Box 340308, Hartford, CT 06134-0308

Web: <http://portal.ct.gov/ohs>

## Table of Contents

	Page
<a href="#">Background and Definitions</a>	3
<a href="#">CT Health Agencies and Representatives</a>	5
<a href="#">Public Act 21-35 § 11</a>	6
<a href="#">Race</a>	7
<a href="#">Ethnicity</a>	9
<a href="#">Race and Ethnicity Combo</a>	10
<a href="#">Primary Language</a>	12
<a href="#">CT Languages</a>	13
<a href="#">Office of Management and Budget (OMB) Standards</a>	18
<a href="#">Mock Race/Ethnicity (RE) Data</a>	21
<a href="#">Mock Race/Ethnicity (RE) Data Aggregation</a>	27
<a href="#">Sample visualizations</a>	30

## BACKGROUND AND DEFINITIONS

[Statute: Public Act 21-35 Section 11](#)

Enacted in 2021, the ultimate goal of Public Act 21-35: An Act Equalizing Comprehensive Access to Mental, Behavioral and Physical Health Care in Response to the Pandemic, in its entirety:

“It shall be the goal of the state to attain at least a seventy per cent reduction in the racial disparities set forth in subdivisions (1) to (4), inclusive, of this subsection **from the percentage of disparities determined by the commission on or before January 1, 2022.**”

Public Act 21-35 Section 11, requires the Office of Health Strategy (OHS), to develop race, ethnicity and language (REL) data collection standards in alignment with the OHS Community and Clinical Integration Program (CCIP) recommendations<sup>1</sup>, US Office of Management and Budget (OMB)<sup>2</sup>, and International Organization for Standardization (ISO)<sup>3,4</sup> standards, that will enable aggregation and disaggregations. The public act also requires OHS, in consultations with health equity experts, state agencies and health care providers to create an implementation plan for collection changes for state agencies and their partners by January 2022.

This document is OHS' and partner state agencies' effort to provide definitions, collection standards and crosswalks for existing and new collection of REL data.

[Go to Partner Agencies](#)

Race and ethnicity are two significant and separate concepts for describing an individual or a population and defined as follows:

**Race:** A social construct linked to perceived biological differences demarcated by characteristics, such as skin color, hair type, eye shape. OMB requires five minimum categories: American Indian or Alaska Native, Asian, Black or African American, Native Hawaiian or Other Pacific Islander, and White. Both the OMB and CCIP standards emphasize self-identification and the ability to select multiple races. The CCIP standard also expands the race subcategories and includes the options to write in a race(s), "Other" and "Decline to Identify," and hierarchical mapping aligned with the OMB minimum standard.

[Go to race standards](#)

**Ethnicity:** Shared beliefs, culture, ancestry and language closely and uniquely relevant to an individual, group or population. OMB requires two minimum categories: Hispanic or Latino and non-Hispanic or not-Latino. Both the OMB and CCIP standards emphasize self-identification and the ability to select multiple races. The CCIP standard expands the ethnicity subcategories, includes the options to write in ethnicity(ies), "Other" and "Decline to Identify," and hierarchical mapping aligned with the OMB minimum standard.

[Go to ethnicity standards](#)

**Race/Ethnicity:** While OMB requires and explicitly prefers mutually exclusive formats for collecting race and Hispanic ethnicity with two separate questions, OMB provides the ability to combine the two in a single question but ethnicity must be asked first.<sup>5</sup> In recognition of this and also that some current REL data collection may be to information systems that collect race/ethnicity in a single field, this document provides the crosswalk to facilitate that collection in alignment with the CCIP standard.

[Go to race/ethnicity standards](#)

## BACKGROUND AND DEFINITIONS

**Language:** A system of conventional spoken, manual (signed), or written symbols by means of which members of a social group and participants in its culture, express themselves. The rationale for collecting primary language is for English proficiency measurement, as health disparities have been associated with limited English language proficiency. Collection of English proficiency and the specific language spoken is appropriate for the point of health care delivery.<sup>5</sup> The ISO has designated the Library of Congress ISO 639 Joint Advisory Committee (ISO 639/JAC) to maintain the alpha-3 language code standard.<sup>3,4</sup> This document utilizes the ISO 639-2/639-5, the most current coding version, and ISO country codes<sup>6</sup> to identify the likely nationality and languages spoken by populations of "foreign-born" Connecticut residents identified through the US Census Bureau 2013 American Community Survey as speaking English "less than well."<sup>7</sup> Many individuals may not have a spoken language, for example, individuals with speaking disabilities or use an alternative communications device. In such cases, sign language or alternative communication devices may be written in, using "Other" on the data collection form or media and the form of communication media indicated. Below are additional resources used to inform development of this document.

### Footnotes:

1. OHS Community and Clinical Integration Program (CCIP) recommendations
2. [Office of Management and Budget. Revisions to the Standards for the Classification of Federal Data on Race and Ethnicity](#)
3. [International Organization for Standardization: ISO 639 Language Codes](#)
4. [Library of Congress International Organization for Standardization 639 /Joint Advisory Committee \(ISO 639/JAC\)](#)
5. [HHS Explanation of Data Standards for Race, Ethnicity, Sex, Primary Language, and Disability](#)
6. [International Organization for Standardization Country Codes](#)
7. [US Census Bureau Speak English Less Than Well In CT](#)

### Additional Resources

8. [A Roadmap for Race, Ethnicity, and Language Data Collection and Use in Connecticut](#)
9. [CY2022 Medicare Hospital Outpatient Prospective Payment System and Ambulatory Surgical Center Payment System Proposed Rule \(CMS-1753-P\)](#)
10. [San Francisco Guidelines \(described as a "recommended standard" and includes rules for "mapping and transformation" crosswalks](#)
11. [An Update from the Equitable Data Working Group | The White House](#)
12. [An Equity Agenda for the Fields of Health Care Quality Improvement](#)
13. [Connecticut Department of Public Health Policies and Procedures for Collecting Sociodemographic Data](#)
14. [Office of Management and Budget standards](#)
15. [Mock RE Data](#)
16. [Mock RE Data Sample Aggregation](#)
17. [Sample visualizations](#)

**CT HEALTH AGENCIES REPRESENTATIVES**

CT STATE AGENCY
Department of Children and Families
Department of Correction
Department of Developmental Services
Department of Education
Department of Mental Health and Addiction Services
Department of Public Health
Department of Social Services
Department of Veteran Affairs
Office of Health Strategy
Office of Policy Management
Office of the Chief Medical Examiner
Office of the State Comptroller
Paid Family and Medical Leave Insurance Authority

**PUBLIC ACT (PA) 21-35 Sec. 11**

Sec. 11. (NEW) (*Effective from passage*) (a) On and after January 1, 2022, any state agency, board or commission that directly, or by contract with another entity, collects demographic data concerning the ancestry or ethnic origin, ethnicity, race or primary language of residents of the state in the context of health care or for the provision or receipt of health care services or for any public health purpose shall:

- (1) Collect such data in a manner that allows for aggregation and disaggregation of data;
- (2) Expand race and ethnicity categories to include subgroup identities as specified by the Community and Clinical Integration Program of the Office of Health Strategy and follow the hierarchical mapping to align with United States Office of Management and Budget standards;
- (3) Provide the option to individuals of selecting one or more ethnic or racial designations and include an "other" designation with the ability to write in identities not represented by other codes;
- (4) Provide the option to individuals to refuse to identify with any ethnic or racial designations;
- (5) Collect primary language data employing language codes set by the International Organization for Standardization; and
- (6) Ensure, in cases where data concerning an individual's ethnic origin, ethnicity or race is reported to any other state agency, board or commission, that such data is neither tabulated nor reported without all of the following information:
  - (A) The number or percentage of individuals who identify with each ethnic or racial designation as their sole ethnic or racial designation and not in combination with any other ethnic or racial designation;
  - (B) the number or percentage of individuals who identify with each ethnic or racial designation, whether as their sole ethnic or racial designation or in combination with other ethnic or racial designations;
  - (C) the number or percentage of individuals who identify with multiple ethnic or racial designations; and
  - (D) the number or percentage of individuals who do not identify or refuse to identify with any ethnic or racial designations.
- (b) Each health care provider with an electronic health record system capable of connecting to and participating in the State-wide Health Information Exchange as specified in section 17b-59e of the general statutes shall, collect and include in its electronic health record system self-reported patient demographic data including, but not limited to, race, ethnicity, primary language, insurance status and disability status based upon the implementation plan developed under subsection (c) of this section. Race and ethnicity data shall adhere to standard categories as determined in subsection (a) of this section.
- (c) Not later than August 1, 2021, the Office of Health Strategy shall consult with consumer advocates, health equity experts, state agencies and health care providers, to create an implementation plan for the changes required by this section.
- (d) The Office of Health Strategy shall (1) review (A) demographic changes in race and ethnicity, as determined by the U.S. Census Bureau, and (B) health data collected by the state, and (2) reevaluate the standard race and ethnicity categories from time to time, in consultation with health care providers, consumers and the joint standing committee of the General Assembly having cognizance of matters relating to public health.

## RACE STANDARDS

Self-identification of race, and one or more categories may be selected

\*This category cannot be used for cases when an individual self-identifies multiple races.

\*\* For database use only

CCIP Race Code	CCIP Race Description	OMB Standards Race Code	OMB Standards Race Description
<b>R100</b>	<b>American Indian or Alaska Native</b>	<b>1</b>	<b>American Indian or Alaska Native</b>
R101	Alaska Native	1	American Indian or Alaska Native
R102	Cherokee	1	American Indian or Alaska Native
R103	Iroquois	1	American Indian or Alaska Native
R104	Mashantucket Pequot	1	American Indian or Alaska Native
R105	Mohegan	1	American Indian or Alaska Native
R106	Other American Indian/Alaska Native	1	American Indian or Alaska Native
<b>R200</b>	<b>Asian</b>	<b>2</b>	<b>Asian</b>
R201	Asian Indian	2	Asian Indian
R202	Bangladeshi	2	Asian
R203	Burmese	2	Asian
R204	Cambodian	2	Asian
R205	Chinese	2	Chinese
R206	Filipino	2	Filipino
R207	Hmong	2	Asian
R208	Indonesian	2	Asian
R209	Japanese	2	Japanese
R210	Korean	2	Korean
R211	Laotian	2	Asian
R212	Malaysian	2	Asian
R213	Nepalese	2	Asian
R214	Pakistani	2	Asian
R215	Sri Lankan	2	Asian
R216	Taiwanese	2	Asian
R217	Thai	2	Asian
R218	Vietnamese	2	Vietnamese
R219	Other Asian	2	Other Asian
<b>R300</b>	<b>Black or African American</b>	<b>3</b>	<b>Black or African American</b>
R301	African	3	Black or African American
R302	African American	3	Black or African American
R303	Dominican	3	Black or African American
R304	Haitian	3	Black or African American
R305	Jamaican	3	Black or African American
R306	West Indian	3	Black or African American
R307	Other Black or African American	3	Black or African American
<b>R400</b>	<b>Native Hawaiian or Other Pacific Islander</b>	<b>4</b>	<b>Native Hawaiian or Other Pacific Islander</b>
R401	Guamanian or Chamorro	4	Native Hawaiian or Other Pacific Islander
R402	Native Hawaiian	4	Native Hawaiian or Other Pacific Islander

## RACE STANDARDS

Self-identification of race, and one or more categories may be selected

\*This category cannot be used for cases when an individual self-identifies multiple races.

\*\* For database use only

CCIP Race Code	CCIP Race Description	OMB Standards Race Code	OMB Standards Race Description
R403	Samoan	4	Native Hawaiian or Other Pacific Islander
R404	Other Pacific Islander	4	Native Hawaiian or Other Pacific Islander
<b>R500</b>	<b>White</b>	<b>5</b>	<b>White</b>
R501	Arab	5	White
R502	European	5	White
R503	Middle Eastern or Northern African	5	White
R504	Portuguese	5	White
R505	Other White	5	White
<b>R600</b>	<b>Some other race*</b>		
R601	Some other race1*		
R602	Some other race2*		
R603	Some other race3*		
<b>R900</b>	<b>Decline to Identify</b>		
R901	Unknown/Unsure/Not disclosed		
R902	Unable to collect**		

[Go to Race Definition](#)



## ETHNICITY STANDARDS

### Self-identification of ethnicity, and one or more categories may be selected

\*This category cannot be used for cases when an individual self-identifies multiple ethnicities.

\*\* For database use only

CCIP Ethnicity code	CCIP Ethnicity Description	OMB Standards Ethnicity Code	OMB Standards Ethnicity Description
<b>E700</b>	<b>Hispanic/Latino/a/Spanish (20)</b>	<b>6</b>	<b>Hispanic/Latino/a/Spanish origin</b>
E701	Argentinian	6	Hispanic/Latino/a/Spanish origin
E702	Chilean	6	Hispanic/Latino/a/Spanish origin
E703	Columbian	6	Hispanic/Latino/a/Spanish origin
E704	Cuban	6	Cuban
E705	Dominican	6	Hispanic/Latino/a/Spanish origin
E706	Ecuadorian	6	Hispanic/Latino/a/Spanish origin
E707	Guatemalan	6	Hispanic/Latino/a/Spanish origin
E708	Honduran	6	Hispanic/Latino/a/Spanish origin
E709	Mexican, Mexican American, Chicano/a	6	Mexican, Mexican American, Chicano/a
E710	Nicaraguan	6	Hispanic/Latino/a/Spanish origin
E711	Panamanian	6	Hispanic/Latino/a/Spanish origin
E712	Peruvian	6	Hispanic/Latino/a/Spanish origin
E713	Puerto Rican	6	Puerto Rican
E714	Salvadorian	6	Hispanic/Latino/a/Spanish origin
E715	Spaniard	6	Hispanic/Latino/a/Spanish origin
E716	Spanish	6	Hispanic/Latino/a/Spanish origin
E717	Uruguayan	6	Hispanic/Latino/a/Spanish origin
E718	Venezuelan	6	Hispanic/Latino/a/Spanish origin
E719	Other Hispanic/Spanish	6	Another Hispanic, Latino, or Spanish origin
<b>E800</b>	<b>Not Hispanic/Latino/a/Spanish</b>	<b>7</b>	<b>Not of Hispanic/Latino/a/Spanish origin</b>
E801	Other ethnicity1*		
E802	Other ethnicity2*		
E803	Other ethnicity3*		
<b>E900</b>	<b>Decline to Identify</b>		
E901	Unknown/Unsure/Not disclosed		
E902	Unable to collect**		

[Go to Ethnicity Definition](#)

## RACE/ETHNICITY STANDARDS

**Self-identification of race/ethnicity, and one or more categories may be selected**

\*This category cannot be used for cases when an individual self-identifies multiple races and/or ethnicities.

\*\* For database use only

CCIP Race/ Ethnicity Code	CCIP Race Code	CCIP Race/Ethnicity Description	Standards Race/ Ethnicity Code	OMB Standards Race/Ethnicity Description
<b>C100</b>	<b>E700</b>	<b>Hispanic/Latino/a/Spanish</b>	<b>6</b>	<b>Hispanic/Latino/a/Spanish origin</b>
C101	E701	Argentinian	6	Hispanic/Latino/a/Spanish origin
C102	E702	Chilean	6	Hispanic/Latino/a/Spanish origin
C103	E703	Columbian	6	Hispanic/Latino/a/Spanish origin
C104	E704	Cuban	6	Hispanic/Latino/a/Spanish origin
C105	E705	Dominican	6	Hispanic/Latino/a/Spanish origin
C106	E706	Ecuadorian	6	Hispanic/Latino/a/Spanish origin
C107	E707	Guatemalan	6	Hispanic/Latino/a/Spanish origin
C108	E708	Honduran	6	Hispanic/Latino/a/Spanish origin
C109	E709	Mexican, Mexican American, Chicano/a	6	Hispanic/Latino/a/Spanish origin
C110	E710	Nicaraguan	6	Hispanic/Latino/a/Spanish origin
C111	E711	Panamanian	6	Hispanic/Latino/a/Spanish origin
C112	E712	Peruvian	6	Hispanic/Latino/a/Spanish origin
C113	E713	Puerto Rican	6	Hispanic/Latino/a/Spanish origin
C114	E714	Salvadorian	6	Hispanic/Latino/a/Spanish origin
C115	E715	Spaniard	6	Hispanic/Latino/a/Spanish origin
C116	E716	Spanish	6	Hispanic/Latino/a/Spanish origin
C117	E717	Uruguayan	6	Hispanic/Latino/a/Spanish origin
C118	E718	Venezuelan	6	Hispanic/Latino/a/Spanish origin
C119	E719	Other Spanish	6	Another Hispanic, Latino, or Spanish origin
<b>C200</b>	<b>E800</b>	<b>Not Hispanic/Latino/a/Spanish</b>	<b>7</b>	<b>Not of Hispanic/Latino/a/Spanish origin</b>
C201	E801	Other ethnicity1*	7	Other Ethnicity
C202	E802	Other ethnicity2	7	Other Ethnicity
C203	E803	Other ethnicity3	7	Other Ethnicity
<b>C300</b>	<b>R100</b>	<b>American Indian or Alaska Native</b>	<b>1</b>	<b>American Indian or Alaska Native</b>
C301	R101	Alaska Native	1	American Indian or Alaska Native
C302	R102	Cherokee	1	American Indian or Alaska Native
C303	R103	Iroquois	1	American Indian or Alaska Native
C304	R104	Mashantucket Pequot	1	American Indian or Alaska Native
C305	R105	Mohegan	1	American Indian or Alaska Native
C306	R106	Other American Indian or Alaska Native	1	American Indian or Alaska Native
<b>C400</b>	<b>R200</b>	<b>Asian</b>	<b>2</b>	<b>Asian</b>
C401	R201	Asian Indian	2	Asian Indian
C402	R202	Bangladeshi	2	Asian
C403	R203	Burmese	2	Asian
C404	R204	Cambodian	2	Asian
C405	R205	Chinese	2	Chinese
C406	R206	Filipino	2	Filipino
C407	R207	Hmong	2	Asian
C408	R208	Indonesian	2	Asian
C409	R209	Japanese	2	Japanese
C410	R210	Korean	2	Korean
C411	R211	Laotian	2	Asian
C412	R212	Malaysian	2	Asian

**RACE/ETHNICITY STANDARDS**

**Self-identification of race/ethnicity, and one or more categories may be selected**

\*This category cannot be used for cases when an individual self-identifies multiple races and/or ethnicities.

\*\* For database use only

<b>CCIP Race/ Ethnicity Code</b>	<b>CCIP Race Code</b>	<b>CCIP Race/Ethnicity Description</b>	<b>Standards Race/ Ethnicity Code</b>	<b>OMB Standards Race/Ethnicity Description</b>
C413	R213	Nepalese	2	Asian
C414	R214	Pakistani	2	Asian
C415	R215	Sri Lankan	2	Asian
C416	R216	Taiwanese	2	Asian
C417	R217	Thai	2	Asian
C418	R218	Vietnamese	2	Vietnamese
C419	R219	Other Asian	2	Other Asian
<b>C500</b>	<b>R300</b>	<b>Black or African American</b>	<b>3</b>	<b>Black or African American</b>
C501	R301	African	3	Black or African American
C502	R302	African American	3	Black or African American
C503	R303	Dominican	3	Black or African American
C504	R304	Haitian	3	Black or African American
C505	R305	Jamaican	3	Black or African American
C506	R306	West Indian	3	Black or African American
C507	R307	Other Black or African American	3	Black or African American
<b>C600</b>	<b>R400</b>	<b>Native Hawaiian or Other Pacific Islander</b>	<b>4</b>	<b>Native Hawaiian or Other Pacific Islander</b>
C601	R401	Guamanian or Chamorro	4	Native Hawaiian or Other Pacific Islander
C602	R402	Native Hawaiian	4	Native Hawaiian or Other Pacific Islander
C603	R403	Samoa	4	Native Hawaiian or Other Pacific Islander
C604	R404	Other Pacific Islander	4	Native Hawaiian or Other Pacific Islander
<b>C700</b>	<b>R500</b>	<b>White</b>	<b>5</b>	<b>White</b>
C701	R501	Arab	5	White
C702	R502	European	5	White
C703	R503	Middle Eastern or Northern African	5	White
C704	R504	Portuguese	5	White
C705	R505	Other White	5	White
<b>C800</b>	<b>R600</b>	<b>Some other race*</b>		<b>Some other race</b>
C801	R601	Some other race1*		Some other race
C802	R602	Some other race2*		Some other race
C803	R603	Some other race3*		Some other race
<b>C900</b>	<b>R900 and E900</b>	<b>Decline to Identify Race and Ethnicity</b>		<b>Decline to Identify Race and Ethnicity</b>
C900	R900	Decline to Identify Race		Decline to Identify Race
C900	E900	Decline to Identify Ethnicity		Decline to Identify Ethnicity
C901	R901	Unknown/Unsure/Not disclosed Race		Unknown/Unsure/Not disclosed Race
C901	E901	Unknown/Unsure/Not disclosed Ethnicity		Unknown/Unsure/Not disclosed Ethnicity
C902	R902 and E902	Unable to collect Race and Ethnicity**		Unable to collect

Note: While OMB allows two formats for the race and Hispanic ethnicity questions—one combining both race and Hispanic ethnicity in a single question and the other asking about them in two separate questions, with the Hispanic ethnicity question being asked first—OMB explicitly prefers the latter two-question.

## PRIMARY LANGUAGE

Data Standard for Primary Language Spoken

***How well do you speak English? (5 years old or older)***

- a. \_\_\_\_ Very well***
- b. \_\_\_\_ Well***
- c. \_\_\_\_ Not well***
- d. \_\_\_\_ Not at all***
- e. \_\_\_\_ Decline to Identify***

Data Collection For Language Spoken:

***1. Do you speak a language other than English at home?***

- 1 Yes***
- 2 No***
- 3 Decline to Identify***

**For persons speaking a language other than English (answering yes to the question above):**

***2. What is this language? (5 years old or older)***

- a. \_\_\_\_ Spanish***
- b. \_\_\_\_ Other Language (Identify)***
- c. \_\_\_\_ Decline to Identify***

[Go to Language Standards](#)

**INTERNATIONAL ORGANISATION FOR STANDARDIZATION (ISO) LANGUAGE STANDARDS**

\*Note alternate form of communication, e.g., a communication device.

		ISO 3166-1 AND ISO 3166-3)		
ISO English name of Language	ISO 639-2/ 639-5 Identifier	Country	Alpha-3 code Identifier	Numeric Identifier
Adangme	ada	Ghana	GHA	288
Afar	aar	Djibouti	DJI	262
Afrikaans	afr	South Africa	ZAF	710
Afro-Asiatic languages	afa	Other African		
Akan	aka	Ghana	GHA	288
Albanian	sqi	Albania	ALB	8
Algonquian languages	alg	United State of America	USA	840
American sign language	sgn	United States of America	USA	840
Canadian sign language	sgn	Canada	CAN	124
Amharic	amh	Ethiopia	ETH	231
Arabic	ara	Algeria, Comoros, Chad, Egypt, Djibouti, Morocco, etc		
Armenian	hye	Armenia	ARM	51
Aromanian, Arumanian, Macedo-Romanian	rup	Romania	ROU	642
Baltic-salvic languages	bat	Ukraine	UKR	804
Bambara	bam	Mali	MLI	466
Bantu languages	bnt	Tanzania	TZA	834
Bedawiyet, Beja	bej	Eritrea	ERI	232
Bemba (Zambia)	bem	Zambia	ZMB	894
Bengali	ben	Bangladesh	BGD	50
Bengali	ben	India, Bangladesh		
Berber languages	ber	Algeria, Cameroon, Morocco		
Bihari languages	bih	India	IND	356
Bulgarian	bul	Bulgaria	BGR	100
Burmese	bur	Myanmar	MMR	104
Cantonese		China	CHN	156
Catalan, Valencian	cat	Andorra	AND	20
Celtic languages	cel	Ireland	IRL	372
Central Sudanic languages	csu	Uganda	UGA	800
Chadic languages	cdc	Cameroon	CMR	120
Chagatai	chg	Tanzania	TZA	834
Chamorro	cha	Guam, US Island	GUM	316
Cherokee	chr	Cherokee Nation, US	USA	840
Chewa, Chichewa, Nyanja	nya	Zimbabwe	ZWE	716
Chinese	zho	China	CHN	156
Cornish	con	United Kingdom of Great Britain, Northern Ireland (the)	GBR	826

**INTERNATIONAL ORGANISATION FOR STANDARDIZATION (ISO) LANGUAGE STANDARDS**

\*Note alternate form of communication, e.g., a communication device.

ISO English name of Language	ISO 639-2/ 639-5 Identifier	ISO 3166-1 AND ISO 3166-3)		
		Country	Alpha-3 code Identifier	Numeric Identifier
Creoles and pidgins, English based	cpe	Jamaica	JAM	388
Creoles and pidgins, French based	cpf	Réunion	REU	638
Czech	ces	Czech Republic	CZE	203
Dagaari Dioula	dgd	Burkina Faso	BFA	854
Danish	dan	Denmark	DNK	208
Dardic		Pakistan, Afghanistan		
Dutch, Flemish	dut	Netherland	NLD	528
E. Punjabi		India	IND	356
English based creoles and pidgins	cpe	Other Native North American		
Eskimo-Aleut languages	esx	Alaska, NW Territories, Quebec		
Ewe	ewe	Ghana	GHA	288
Fang (Equatorial Guinea)	fan	Equatorial Guinea	GNQ	226
Fanti	fat	Ghana	GHA	288
Faroese	fao	Faoe Islands	FRO	234
Filipino	fil	Philippines	PHL	608
Fon	fon	Benin	BEN	204
French (incl.Patois, Cajun)	roa	France, Canada, DR Congo, Madagascar, multiple countries	FRA	250
Fula	ful	Ghana	GHA	288
Ga	gaa	Ghana	GHA	288
Gaelic, Scottish Gaelic	gla	United Kingdom of Great Britain, Northern Ireland (the)	GBR	826
Gbaya	gba	Central African Republic		
Germanic languages	gem	Germany	DEU	276
Gikuyu, Kikuyu	kik	Kenya	KEN	404
Gothic	got	Other German		
Greek languages	grk	Greece	GRC	300
Gujarati	guj	India	IND	356
Haitian creole	cpf	Haiti	HTI	332
Hausa	hau	Nigeria	NGA	566
Hawaiian	haw	United State of America	USA	840
Hebrew	heb	Israel	ISR	376
Himachali languages, Western Pahari languages	him	India	IND	356
Hindi	hin	India	IND	356
Hmong		China	CHN	156
Hmong-Mien languages	hmx	China	CHN	156
Hungarian	hun	Hungary	HUN	348
Icelandic	ice	Iceland	ISL	352

**INTERNATIONAL ORGANISATION FOR STANDARDIZATION (ISO) LANGUAGE STANDARDS**

\*Note alternate form of communication, e.g., a communication device.

ISO English name of Language	ISO 639-2/ 639-5 Identifier	ISO 3166-1 AND ISO 3166-3)		
		Country	Alpha-3 code Identifier	Numeric Identifier
Igbo	ibo	Nigeria	NGA	566
Indonesian	ind	Indonesia	IDN	360
Iranian languages	ira	Iran (Islamic Republic of)	IRN	364
Irish	gle	Republic of Ireland	IRL	372
Iroquian languages	iro	Iroquois, USA	USA	840
Italian	ita	Italy	ITA	380
Japanese (family)	jpx	Japan	JPN	392
Kanuri	kau	Nigeria	NGA	566
Kinyarwanda	kin	Rwanda	RWA	646
Korean	kor	Korea	KOR	410
Kurdish	ckb	Iran, Iraq, Syria Turkey		
Lao	lao	Laos	LAO	418
Latvian	lav	Latvia	LVA	428
Lingala	lin	Congo Republic-Brazzaville	COD	180
Lozi	loz	Zambia	ZMB	894
Lunda	lun	Zambia	ZMB	894
Madarin Chinese	cmn	China	CHN	156
Malagasy	mlg	Madagascar	MDG	450
Malay	may	Malaysia	MYS	458
Manx	glv	Isle of Man	IMN	833
Maori	mri	New Zealand	NZL	554
Marathi	mar	India	IND	356
Minnan		Taiwan (Province of China)	TWN	158
Mon-Khmer languages	mkh	Cambodian	KHM	116
Navaho, Navajo	nav	North American Indian	USA	840
Nepali	nep	Nepal	NPL	524
Netherlandic		Netherlands	NLD	528
North Ndebele	nde	Mozambique	MOZ	508
Northern Sotho, Pedi, Sepedi	nso	South Africa	ZAF	710
Norwegian	nor	Norway	NOR	578
Nubian languages	nub	Sudan	SDN	729
Occitan	oci	Spain	ESP	724
Odiai	bhf	Indian	IND	356
Pahari	bfz	India	IND	356
Pashto, Pushto	pus	Pakistan, Afghanistan, Iran		
Persian	fas	Iran (Islamic Republic of)	IRN	364
Polish	pol	Poland	POL	616
Portugese	por	Portugal	PRT	620
Portuguese	por	Brazil, Portugal, Mozambique		

**INTERNATIONAL ORGANISATION FOR STANDARDIZATION (ISO) LANGUAGE STANDARDS**

\*Note alternate form of communication, e.g., a communication device.

		ISO 3166-1 AND ISO 3166-3)		
ISO English name of Language	ISO 639-2/ 639-5 Identifier	Country	Alpha-3 code Identifier	Numeric Identifier
Portuguese-based creoles and pidgins	cpp	Angola, Brazil, Cape Verde, East Timor, Guinea Bissau, Mozambique		
Rajasthani	raj	India, Pakistan		
Rarotongan	rar	Cook Islands Maori	COK	184
Russian	rus	Russia	RUS	643
Samoaan	smo	American Samoa	ASM	16
Samoaan	smo	Samoa	WSM	882
Serbo-Croatian	hbs	Bosnia, Serbia, Croatia, Montenegro		
Shona	sna	Zimbabwe	ZWE	716
Sindhi	snd	Pakistan, India		
Sinhala, Sinhalese	sin	Sri Lanka	LKA	144
Sino-Tibetan languages	sit	China	CHN	156
Slovak	slk	Slovakia	SVK	703
Somali	som	Djibouti, Somalia	SOM	706
Soninke	snk	Mauritania	MRT	478
South Ndebele	nbl	Zimbabwe	ZWE	716
Swahili	swa	Tanzania, Kenya, Uganda, Rwanda		
Swedish	swe	Sweden, Finland		
Tagalog	tgl	Philippines	PHL	608
Tahitian	tah	French Polynesia	PYF	258
Tajiki Arabic	abh	Tajikistan	TJK	762
Tamil	tam	Réunion	REU	638
Thai	tha	Thailand	THA	764
Tigre	tig	Eritrea	ERI	232
Tigrinya	tir	Eritrea	ERI	232
Tiv	tiv	Nigeria	NGA	566
Tonga (Tonga Islands)	ton	Zambia	ZMB	894
Tswana	tsn	Zimbabwe	ZWE	716
Twi	twi	Ghana	GHA	288
Urdu	urd	Pakistan, India		
Venda	ven	Zimbabwe	ZWE	716
Vietnamese	vie	Vietnam	VNM	704



**INTERNATIONAL ORGANISATION FOR STANDARDIZATION (ISO) LANGUAGE STANDARDS**

\*Note alternate form of communication, e.g., a communication device.

		ISO 3166-1 AND ISO 3166-3)		
ISO English name of Language	ISO 639-2/ 639-5 Identifier	Country	Alpha-3 code Identifier	Numeric Identifier
Welsh	cym	United Kingdom of Great Britain, Northern Ireland (the)	GBR	826
Wolof	wol	Gambia	GMB	270
Xhosa	xho	South Africa	ZAF	710
Yoruba	yor	Nigeria, Benin		
Yiddish	yid	Israel, Russia, United States of America		
Zulu	zul	South Africa	ZAF	710
Other*	oth*	Type of communication device		

[Go to Language Definition](#)

## Office of Management and Budget (OMB) REL Standards

### I and II. Race and Ethnicity

Ethnicity Data Standard	Categories
<p><b><i>Are you Hispanic, Latino/a, or Spanish origin</i></b>  <b><i>(One or more categories may be selected)</i></b></p> <p>a. <input type="checkbox"/> <b><i>No, not of Hispanic, Latino/a, or Spanish origin</i></b></p> <p>b. <input type="checkbox"/> <b><i>Yes, Mexican, Mexican American, Chicano/a</i></b></p> <p>c. <input type="checkbox"/> <b><i>Yes, Puerto Rican</i></b></p> <p>d. <input type="checkbox"/> <b><i>Yes, Cuban</i></b></p> <p>e. <input type="checkbox"/> <b><i>Yes, another Hispanic, Latino, or Spanish origin</i></b></p>	<p>These categories roll-up to the Hispanic or Latino category of the OMB standard</p>

Race Data Standard	Categories
<p><b><i>What is your race?</i></b>  <b><i>(One or more categories may be selected)</i></b></p> <p>a. <input type="checkbox"/> <b><i>White</i></b></p> <p>b. <input type="checkbox"/> <b><i>Black or African American</i></b></p> <p>c. <input type="checkbox"/> <b><i>American Indian or Alaska Native</i></b></p> <p>d. <input type="checkbox"/> <b><i>Asian Indian</i></b></p> <p>e. <input type="checkbox"/> <b><i>Chinese</i></b></p> <p>f. <input type="checkbox"/> <b><i>Filipino</i></b></p> <p>g. <input type="checkbox"/> <b><i>Japanese</i></b></p> <p>h. <input type="checkbox"/> <b><i>Korean</i></b></p> <p>i. <input type="checkbox"/> <b><i>Vietnamese</i></b></p> <p>j. <input type="checkbox"/> <b><i>Other Asian</i></b></p> <p>k. <input type="checkbox"/> <b><i>Native Hawaiian</i></b></p> <p>l. <input type="checkbox"/> <b><i>Guamanian or Chamorro</i></b></p> <p>m. <input type="checkbox"/> <b><i>Samoan</i></b></p> <p>n. <input type="checkbox"/> <b><i>Other Pacific Islander</i></b></p>	<p>These categories are part of the current OMB standard</p> <p>These categories roll-up to the Asian category of the OMB standard</p> <p>These categories roll-up to the Native Hawaiian or Other Pacific Islander category of the OMB standard</p>

### III. Sex

#### Sex Data Standard

*What is your sex?*

- a. \_\_\_ Male*
- b. \_\_\_ Female*

### IV. Primary Language

#### Data Standard for Primary Language

*How well do you speak English? (5 years old or older)*

- a. \_\_\_ Very well*
- b. \_\_\_ Well*
- c. \_\_\_ Not well*
- d. \_\_\_ Not at all*

#### Data Collection for Language Spoken (Optional)

*1. Do you speak a language other than English at home? (5 years old or older)*

- a. \_\_\_ Yes*
- b. \_\_\_ No*

*For persons speaking a language other than English (answering yes to the question above):*

*2. What is this language? (5 years old or older)*

- a. \_\_\_ Spanish*
- b. \_\_\_ Other Language (Identify)*

## V. Disability Status

### Data Standard for Disability Status

1. *Are you deaf or do you have serious difficulty hearing?*
  - a. ☐ Yes
  - b. ☐ No
2. *Are you blind or do you have serious difficulty seeing, even when wearing glasses?*
  - a. ☐ Yes
  - b. ☐ No
3. *Because of a physical, mental, or emotional condition, do you have serious difficulty concentrating, remembering, or making decisions? (5 years old or older)*
  - a. ☐ Yes
  - b. ☐ No
4. *Do you have serious difficulty walking or climbing stairs? (5 years old or older)*
  - a. ☐ Yes
  - b. ☐ No
5. *Do you have difficulty dressing or bathing? (5 years old or older)*
  - a. ☐ Yes
  - b. ☐ No
6. *Because of a physical, mental, or emotional condition, do you have difficulty doing errands alone such as visiting a doctor's office or shopping? (15 years old or older)*
  - a. ☐ Yes
  - b. ☐ No

[HHS Implementation Guide](#)

[Final HHS Standards](#)

[Explanation of HHS Standards](#)

**MOCK DATA SET FOR AGGREGATION**

ID	Race1	Race2	Race3	Race4	Race5	Hispanic, NonHispanic, Decline to Identify, Blank/UNK, Other)
1	O					H
2	DTI					DTI
3	NHOPI					UNK
4	A	AIAN	O			NH
5	B/AA					NH
6	W					NH
7	UNK					UNK
8	B/AA	O				H
9	AIAN					NH
10	W					NH
11	W					H
12	O					NH
13	Unk					H
14	DTI					DTI
15	B/AA	W				NH
16	UNK					UNK
17	A					NH
18	O					H
19	W					NH
20	B/AA					NH
21	B/AA					H
22	NHOPI					NH
23	W					NH
24	O					NH
25	DTI					H
26	A					NH
27	O					O
28	W					NH
29	B/AA					H
30	W					H
31	B/AA					NH
32	A					NH
33	O					H
34	W					NH
35	B/AA					NH
36	DTI					H
37	DTI					DTI
38	AIAN					NH
39	W					NH
40	B/AA					UNK
41	W					NH
42	B/AA					NH
43	B/AA					H
44	B/AA					NH

**MOCK DATA SET FOR AGGREGATION**

ID	Race1	Race2	Race3	Race4	Race5	Hispanic, NonHispanic, Decline to Identify, Blank/UNK, Other)
45	W					H
46	UNK					NH
47	UNK					UNK
48	DTI					H
49	W					O
50	W					NH
51	B/AA					O
52	O					H
53	A					NH
54	O					H
55	W					NH
56	B/AA					NH
57	DTI					UNK
58	W					H
59	B/AA					NH
60	AIAN					NH
61	W					NH
62	B/AA					NH
63	O					H
64	UNK					UNK
65	O					NH
66	W					NH
67	UNK					H
68	W					H
69	W					NH
70	B/AA					UNK
71	A					NH
72	UNK					UNK
73	O					H
74	O					NH
75	W					NH
76	AIAN	B/AA				NH
77	O					UNK
78	UNK					H
79	DTI					DTI
80	B/AA					NH
81	NHOPI	W				O
82	W					H
83	B/AA					NH
84	A					DTI
85	O					H
86	DTI					UNK
87	UNK					NH
88	UNK					H

**MOCK DATA SET FOR AGGREGATION**

ID	Race1	Race2	Race3	Race4	Race5	Hispanic, NonHispanic, Decline to Identify, Blank/UNK, Other)
89	W					NH
90	B/AA	O				H
91	B/AA					NH
92	W					UNK
93	A	B/AA				NH
94	DTI					UNK
95	W					UNK
96	B/AA					O
97	A	W				NH
98	AIAN					NH
99	W					H
100	O					NH

**NOTES + CAVEATS**

1. Consider responses that are incongruent or nullifying (e.g., Hispanic "N", but selection/notation of a specific Hispanic ethnicity)
2. Multirace order (e.g., Race 1 v. Race 2) in this datasheet is alphabetical - does not purport to designate a particular possible value of identify expression
3. Consider OMB + OMH Standards
4. Consider the purpose and nature of the analysis
5. Consider data presentation and reporting thresholds

KEY Race	
A	Asian
AIAN	American Indian/Alaskan Native
B/AA	Black/African American
DTI	Decline To Identify
NHOPI	Native Hawaiian or Other Pacific Islander
O	Other Race
UNK	Blank/Missing
W	White
T/MR	Two or more races

Ethnicity	
H	Hispanic/Latino/a/Spanish
NH	Not Hispanic/Latino/a/Spanish
O	Other Ethnicity
T/MRE	Two or more ethnicities
DTI	Declined to Identify
UNK	Unknown



Intentionally Blank

# Intentionally Blank

## MOCK DATA SET AGGREGATION EXAMPLES

## NOTES + CAVEATS

When reporting race/ethnicity data, for consistency over time:

1. Consider and document responses that are incongruent or nullifying (e.g., Hispanic "N", but selection/notation of a specific Hispanic ethnicity).

2. Indicate multirace order (e.g., Race 1 v. Race 2) such as in the mock dataset which is alphabetical, does not purport to designate a particular possible value to an expressed identity.

3. Consider Office of Management and Budget + Office of Minority Health Standards.

4. Consider the purpose and nature of the analysis being provided (provide relevant examples as template)

5. Consider data presentation and reporting thresholds for public reporting (group should set standards through emails and can be put into the documentations as agencies may have cell suppression guidelines, but can provide baseline in documentation e.g. federal HHS, HIPAA, inferential disclosure for federal educational rules).

DCF - simple practice standard i.e. <10 suppressed, use guidelines as minimum required; and agency specific recommendations

DPH - adopts federal standards of <11 rule ; Vital Statistics utilizes less stringent rules, imposes a standard of <11 for crosstabs, but not frequencies, crosstabs for race/ethnicity and geography, have exceptions

OHS - CAR § 19a-167g-94 requires suppression for cell sizes <6; CGS § 19a-654 requires HIPAA suppression guidelines for patient data; suppression for claims data is >11 in alignment with Centers of Medicare and Medicaid Services (CMS) data use agreement.

## KEY

## Race

A	Asian
AIAN	American Indian/Alaskan Native
B/AA	Black/African American
DTI	Decline To Identify
NHOPI	Native Hawaiian Other Pacific Islander
O	Other Race
UNK	Blank/Missing
W	White
T/MR	Two or More Races

## Ethnicity

H	Hispanic/Latino/a/Spanish
NH	Not Hispanic/Latino/a/Spanish
O	Other Ethnicity
T/MRE	Two or More Ethnicities
DTI	Declined to Identify
UNK	Unknown

## MOCK DATA SET AGGREGATION EXAMPLES

## EXAMPLE 1

RACE <sup>2</sup>	Race Alone <sup>1</sup>	
	#	% of Total
American Indian or Alaska Native	5	5%
Asian	6	6%
Black or African American	19	19%
Native Hawaiian or Other Pacific Islander	1	1%
White	25	25%
Two or More Races <sup>3</sup>	8	8%
Other	15	15%
Declined to Identify/Unknown	21	21%
<b>TOTAL</b>	<b>100</b>	<b>100%</b>

ETHNICITY <sup>2</sup>	Ethnicity Alone <sup>1</sup>	
	#	% of Total
Hispanic/Latino/a/Spanish	27	27%
Not Hispanic/Latino/a/Spanish	54	54%
Other Ethnicities	0	0%
Two or More Ethnicities	0	0%
Declined to Identify/Unknown	19	19%
<b>TOTAL</b>	<b>100</b>	<b>100%</b>

## EXAMPLE 2

RACE/ETHNICITY <sup>2</sup>	Race and Ethnicity	
	#	% of Total
American Indian or Alaska Native, Non-Hispanic	4	4%
Asian, Non-Hispanic	6	6%
Black or African American, Non-Hispanic	16	16%
Native Hawaiian/Other Pacific Islander, Non-Hispanic	3	3%
White, Non-Hispanic	18	18%
Two or More Races, Non-Hispanic	6	6%
Other	7	7%
Declined to Identify/Unknown <sup>4</sup>	13	13%
Hispanic, All Races <sup>5</sup>	27	27%
<b>TOTAL</b>	<b>100</b>	<b>100%</b>

## SITUATIONAL

Two or More Races <sup>++</sup>	
Race Reported in Combination with Other Race(s)	# of Times
American Indian or Alaska Native	2
Asian	3
Black or African American	5
Native Hawaiian or Other Pacific Islander	1
White	3
Other	0
Refused to Identify/Unknown	2

## SITUATIONAL

Two or More Races and Non-Hispanic <sup>++</sup>	
Race Reported in Combination with Other Race(s)	# of Times
American Indian or Alaska Native, Non-Hispanic	1
Asian, Non-Hispanic	2
Black or African American, Non-Hispanic	0
Native Hawaiian/Other Pacific Islander, Non-Hispanic	1
White, Non-Hispanic	3
Two or More Races, Non-Hispanic	0
Other	0
Declined to Identify/Unknown	0

## MOCK DATA SET AGGREGATION EXAMPLES

Source: *CT REL Mock Data Set For Aggregation*

**FOOTNOTES:**

<sup>1</sup> Mutually exclusive and exhaustive categories representing unique counts of individual in the data, patient/client or service area population. If there are state or federal reporting thresholds, a category may be combined into "Other" and footnoted to indicate why a unique racial/ethnic category count is not included. For example, if the reporting threshold is six, then AIAN and NHOPI categories must be combined with "Other". The associated footnote would say "Includes AIAN and NHOPI, counts of which are lower than the Regulations of CT Agencies Section § 19a-167g-94 minimum threshold to be report separately." Note the inclusion of the minimum threshold rule being adhered to e.g., CT patient confidentiality statutes/regulations, HIPAA standards, CMS standards, etc.

<sup>2</sup> Race, ethnicity, or race/ethnicity combination are mutually exclusive categories including "other," "declined to identify," "unknown," and counts of which must sum up to the data, patient/client or service area population.

<sup>3</sup> Unique counts of Individuals that select multiple races. For example, an individual that selects Black and White is counted only once.

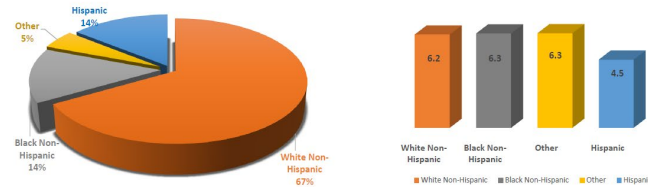
<sup>4</sup> If an individual selects no race, multiple races or "declined to identify" and Hispanic/Latino ethnicity, then include individual in count for "Hispanic, all Races."

<sup>5</sup> Unique counts of individuals that select any race(s) AND Hispanic/Latino ethnicity.

++ Not a useful aggregation, as the counts represent individuals in "two or more races" population and the number of times each individual selected a race or ethnicity in combination with another race(s) or ethnicity. Provision of such a table is situational, depending on the purpose and use. The utility of this table(s) also depends on if the "two or more" category is a significant share of the data, patient/client or service area population. The table(s) successfully capture distinct races/ethnicities to guide decisionmaking on targetting populations in the multi-race group that may be facing health inequities.

## FY 2019 Trauma Patients by Race/Ethnicity and Average Hospital Stay

- ❖ Over two-thirds of trauma patients were White Non-Hispanics.
- ❖ Hispanic had shorter average hospital stays compared to White non-Hispanics and Black non-Hispanics, i.e., 4.5 days vs. 6.0 days.

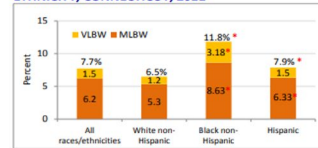


Source: CT Office of Health Strategy; June 8, 2021. Trauma Activation Fee Presentation Part II to CT Health Care Cabinet.  
<https://portal.ct.gov/OHS/Content/Health-Care-Cabinet/Meeting-Agendas/June-8-2021>



## CT Race/Ethnicity Low Birthweight Births

**Fig. 40. PERCENT OF LOW BIRTHWEIGHT BIRTHS, BY LOW BIRTHWEIGHT STATUS AND RACE AND ETHNICITY, CONNECTICUT, 2011**



Note: VLBW indicates very low birthweight and MLBW indicates moderate low birthweight. \* Indicates significantly higher VLBW and MLBW for black non-Hispanics and significantly higher MLBW for Hispanics ( $p < 0.05$ ).

Source: Connecticut Department of Public Health.

### Birth Outcomes

#### Background

Premature births (less than 37 weeks), low birthweight births (less than 3,500 grams (7 lbs 8 oz)), and very low birthweight births (less than 1,500 grams (3 lbs 5 oz)) are important predictors of infant survival and well-being.<sup>1</sup> Risk for infant illness and death increases with lower birthweight, which, in turn, is associated with gestational age (the number of weeks between conception and birth).<sup>2</sup> There are significant disparities in birth outcomes among Connecticut residents, particularly for singleton, non-Hispanic Black and Hispanic, Hispanic infants. Enhancing access to screening, preconception, prenatal, and postpartum (after delivery) care improves the potential for healthy infant and child well-being for all population groups.

#### OBJECTIVE MICH-5

Reduce by 30% the proportion of low birthweight and very low birthweight among singleton births.

Target Population(s)	Baseline	2020 Target	Data Source
Connecticut Overall	8.1% (2010)	5.5%	Connecticut Department of Public Health, Vital Statistics, Registration Reports, Table 3
Black, non-Hispanic	11.8% (2010)	7.2%	

#### Strategies\*

##### Advocacy and Policy

- Address implementation of health promotion efforts.
- Promote Social Equity.
- Improve access to healthcare for women before, during, and after pregnancy.

##### Partnerships and Collaboration

- Address quality of care for all women and infants.
- Address improving maternal risk screening for all women of reproductive age.
- Enhance service integration for women and infants.

##### Surveillance

- Strengthen data systems to understand and inform efforts.

#### OBJECTIVE MICH-6

Reduce by 30% the proportion of low singleton births delivered at less than 37 weeks gestation.

Target Population(s)	Baseline	2020 Target	Data Source
Connecticut Overall	8%	7.2%	Connecticut Department of Public Health, Vital Statistics, Registration Reports, Table 3

#### Strategies\*

##### Advocacy and Policy

- Address implementation of health promotion efforts.
- Promote Social Equity.



Source: Connecticut Department of Public Health. 2014. Healthy Connecticut 2020: State Health Assessment and Health Improvement Plan.  
<https://portal.ct.gov/DPH/State-Health-Planning/Healthy-Connecticut/Healthy-People---Healthy-Connecticut>

## Healthcare Cost Growth Benchmark Spending Variation

### Reports 9 and 10: Spend and Trend by Demographic Variable

- ED use is also more common among residents of communities with a lower percentage of white residents, as are some chronic conditions.

Decile	Percentage white	Median family income	PMPM (adj.)	ED visit rate (adj.)	One or more conditions	Two or more conditions	Hyper-tension	Diabetes	Asthma
All	0 - 100	\$97,310	\$526.69	494	0.48	0.25	15.5	6.3	3.8
1	0 - 31	\$45,663	\$545.34	736	0.51	0.30	22.2	11.8	5.6
2	31 - 50	\$68,060	\$561.26	606	0.49	0.27	18.1	8.6	4.5
3	50 - 61	\$82,466	\$562.29	591	0.50	0.28	17.3	7.9	4.6
4	61 - 71	\$105,442	\$544.45	491	0.48	0.26	15.2	6.7	3.7
5	71 - 77	\$103,407	\$497.68	494	0.48	0.26	16.1	6.6	3.9
6	77 - 82	\$122,067	\$499.30	434	0.47	0.25	14.1	5.4	3.5
7	83 - 87	\$149,181	\$506.68	413	0.46	0.23	13.6	5.0	3.5
8	87 - 91	\$127,302	\$481.19	457	0.47	0.24	14.1	5.0	3.4
9	91 - 94	\$118,223	\$484.70	493	0.48	0.25	14.7	5.0	3.5
10	94 - 100	\$112,875	\$526.69	476	0.49	0.26	15.4	5.1	3.7
Ratio of 1st to 10th decile		0.40	1.09	1.55	1.03	1.17	1.44	2.33	1.51

Source: Connecticut Office of Health Strategy. (2021, January 21). CT Commercial Cost Trends. Analysis of the Connecticut commercial market performed by Mathematica.

