

DSSLearnCenter

The DSSLearnCenter will be the hub of your training while participating in the Racial Equity Lens Training Series. This document will instruct you on how to navigate the DSSLearnCenter.

Home Page



When logging into the DSSLearnCenter, please be sure to use the Microsoft Edge.

If your Browser icon looks like this, you will need to upgrade to the latest version of Microsoft Edge.



If you have it available, you can also use Google Chrome.



Do not use Internet Explorer.

**Connecticut Department
of Social Services**
Making a Difference

Welcome to the DSSLearnCenter
Organizational and Skill Development
Building Skills, Developing Success

You **MUST** have an assigned username to log in.
Don't remember your username or password, please use the [Forgot Password?](#) link.
Haven't been assigned a username, click [Here](#).
Need Help? Until further notice please only email [DSSLearnCenterSupport](#).

****Please be sure to use Edge or Chrome when signing into the DSSLearnCenter. Please avoid using Internet Explorer or Remote Desktop when accessing the DSSLearnCenter**

USERNAME

PASSWORD

More Options ▾

SIGN IN

To access the DSSLearnCenter, go to <https://ctlms-dss.ct.gov>

- Enter your username.
- Enter your password.


You can reset your password from here as well.

First Time Log In: The first time you log in you will use a unique username given to you and **welcome** for your password. You will then be prompted to create your own password.

- Type Your username
- Type *welcome* as your initial password
- Click the "Log In" button
- Type *welcome* again and then a new password twice.

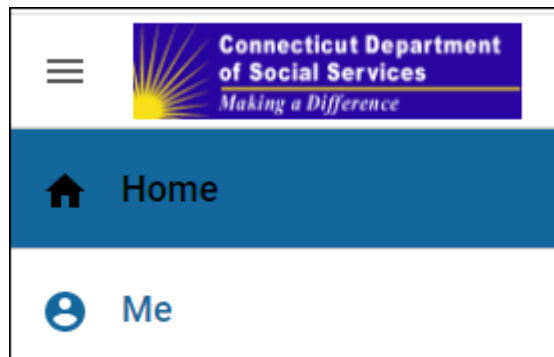
Once you log into the DSSLearnCenter, you will reach the home page. The home page displays any current offerings that you have been assigned in the Current Enrollment box (see below). All courses in the Racial Equity Lens Training Series will be automatically assigned to you. Here you also see your completed training sessions.










This area is where you will see the "Pancakes" or the "Hamburger." 

Click on it for more options.


Home will take you back to the main screen.



Contact [DSSLearnCenterSupport](#) to verify the status of a class if you are unable to locate it. 1-866-277-5319 - Updated by 7:00 AM [Click Here](#)

My Learning	Completed Learning	Organization Chart
<p> CT METS E-Presentation In Progress No due date CPF:: No VIEW DETAILS</p>	<p> Journey Towards Community Awareness - Discussions Around the LGBTQIA+ Community Successful On: 08-21-2020 Score: 0</p>	 <p style="text-align: right;">LAUNCH</p>
<p> Developing a Culture of Service: Person Centered Customer Relations in the DSS Service Center - WBT In Progress No due date CPF:: No LAUNCH ▼</p>	<p> Navigating Change: Strategies to Promote Resilience for Re-Entry Successful On: 08-12-2020 Score: 0</p>	
<p> DSS Insight Video Series - Organizational and Skill Development In Progress No due date</p>	<p> Journey Towards Community Awareness - Discussions Around the LGBTQIA+ Community Successful On: 08-03-2020 Score: 0</p>	

My Learning ^

 **ConneCT Deployment 1.5 Quiz**
In Progress
 No due date
 CPF:: No
LAUNCH ▼

You will see this for any courses that are “In Progress.”



DSS Signature Stories - SNAP E & T - Bill Seedman

In Progress

No due date

CPF: No

LAUNCH



[View All](#)

Click the "Launch" link to begin or resume a training. The web-based training will give you instructions to proceed with the course.

Completed Learning ^



2021 Ethics 101 - CT Office of State Ethics e-Learning - DSS

Version: 2

Successful

On: 08-27-2021

Score: 100

Source: 2021 Ethics 101 - CT Office of State Ethics e-Learning - DSS

When you have successfully completed a training session, that course will appear in your Completed Learning tab, marked "Successful."