

2014-2015 - East Hartford Program Report Card: Silver Lane Elementary School Based Health Center (grades K-5)

Quality of Life Result: All Connecticut children will grow up in a stable environment, safe, healthy and ready to succeed.

Contribution to the Result: School Based Health Centers provide healthcare for school age students, so that they are healthy and ready to learn.

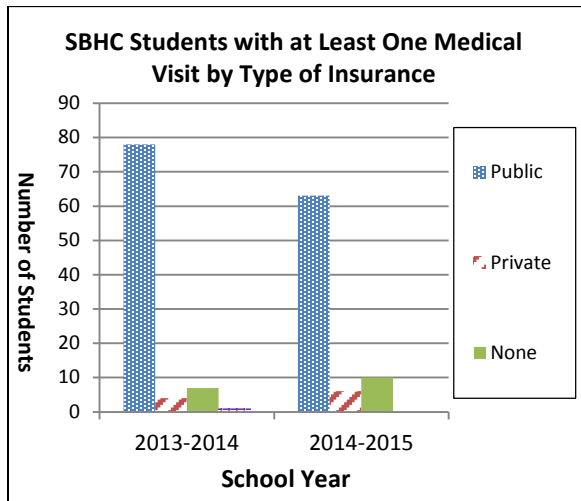
Program Expenditures	DPH SBHC Funding	Other State Funding	Federal Funding (MCHBG, ACA)	Total Other Funding (Other federal, Local, Private)	Reimbursement Generated	Total Site Funding
Actual SFY 15	\$120,000	\$0	\$0	\$0	\$58,000	\$178,000
Estimated SFY 16	\$114,000	\$0	\$0	\$0	\$50,000	\$164,000

Sponsoring Agency: Integrated Health Services, Inc.

Partners: Parents, Students, Connecticut Association of School Based Health Center (CASBHC), Department of Public Health, (DPH), Department of Social Services, (DSS), DMHAS, The CT Chapter of the AAP, School Based Health Alliance, Board of Education, Intercommunity Health Center, First Choice Health Center, School Administrators and Faculty, Emergency Mobile Psychiatric Services (EMPH), Goodwin College, East Hartford Youth Services, Family Resource Centers, Community Resource Center.

How Much Did We Do?

Access and Utilization



Story behind the baseline:

In 2013-2014, the school population was 290. In 2014-2015, the population was 280. This represents a decrease of 3.5%. SBHC enrollment also dropped for 273 students in 2013-2014 to 238 students in 2014-2015. This decrease is likely the result of the APRN position which was vacant until March. Although coverage was provided, fewer medical hours were available. Marketing efforts were increased this school year. Letters and flyers with information about the school

based health center (SBHC) were developed in English and Spanish with a focus on health literacy and sent home with every student. SBHC staff also presented information about the SBHC to parents of all incoming students and at open houses for parents. SBHC staff visited every classroom in school to present information about the clinic and resources available. A new Advanced Practice Registered Nurse (APRN) has been hired which will also serve to increase enrollment and utilization.

In 2013-2014, 89 students had at least one medical visit. Of those, 78 (88%) students were publicly insured, 4 (5%) were privately insured and 7(8%) had no insurance. In 2014-2015, 79 Students had at least one medical visit. Of those, 63 (82%) students were publicly insured, 6 (9%) were privately insured and 10 (10%) had no insurance. The majority of students served from 2013-2015 were publically insured.

The number of students that had at least one mental health visit in 2013-2014 was 50 (18% of total users). In 2014-2015, 41 (17%) students had at least one mental health visit. Although the number of students with visits decreased from 2013-2015, the percentage of total users that had a visit remained unchanged.

In 2013-2014, 273 (100% of enrolled) students were screened for dental caries. Of those, 231 (85%) students received prophylaxis, 95 (35%) received sealants and 273 (100%) received fluoride vanish applications.

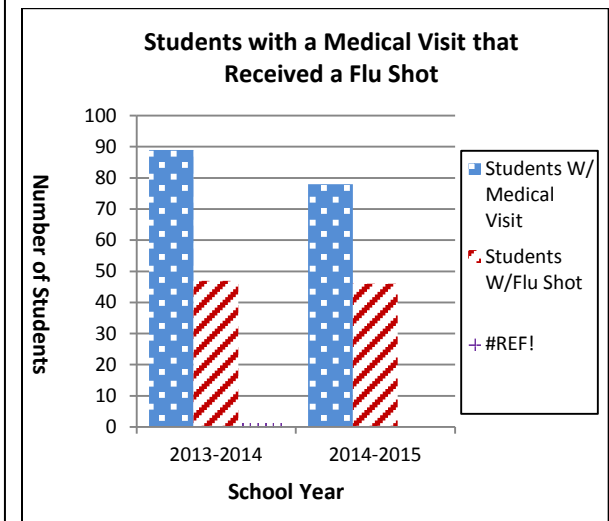
In 2014-2015 238 (100%of enrolled) students were screened for dental caries. 129 (54% of the 238)

students received prophylaxis, 94 (39%) received sealants and 127 (53%) received fluoride vanish applications.

Trend: [◀ ▶]

How Well Did We Do?

Reduce the Occurrence of Preventable Disease



Story behind the baseline:

In 2013-2014, 89 students had at least one medical visit. Of those, 47 (52%) received a flu shot. In 2014-2015, 78

Trend Going in Right Direction? ▲ Yes; ▼ No; ◀▶ Flat/ No Trend

2014-2015 - East Hartford Program Report Card: Silver Lane Elementary School Based Health Center (grades K-5)

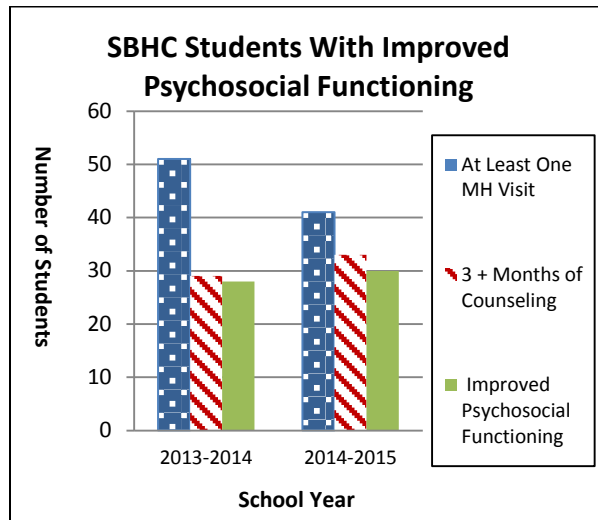
students had at least one medical visit. Of those, 46 (59%) received a flu shot at the SBHC.

Increase awareness and marketing of flu shots will begin in September 2015 with the new APRN who will attend staff meetings, open houses, and faculty meet and greets and conduct community outreach.

Trend: [◀ ▶]

Is Anyone Better Off?

Mental Health Improvement



Story behind the baseline:

Students were administered a *Self-Concept Inventory (SCI)* which uses a Likert scale of measurement and is scored accordingly, with a score of 80 being the highest possible score and 28 being the lowest possible score. The *Self-Concept Inventory (SCI)* was administered two times, at the beginning of treatment and at the end of treatment (treatment ranged from 3 months to 8 months).

In 2013-2014, 51 (19%) of the 273 students enrolled in the SBHC had at least one mental health visit. Of those, 29 (57%) received consistent counseling for 3+ months.

Of those, 28 students (97%) demonstrated improved psychosocial functioning.

In 2014-2015, 41 (17%) of the 238 students enrolled in the SBHC had at least one mental health visit. Of those, 33 (81%) students received consistent counseling for 3+ months. Of those, 30 (91%) showed an increase in psychosocial functioning. Of the 3 (9%) students that did not show improvement; one (33%) student was expelled from school for one year and the other two (66%) experienced additional family stressors/trauma and regressed in treatment across the board. All 3 (100%) students were referred to outside agencies for more intense treatment.

Although there was a slight decrease in the number of students that had at least one mental health visit from 2013-2014 to 2014-2015, the number of students that received at 3+ months of counseling increased by 12% over the same two year period.

Students at this school have high mental health needs with a number of students requiring bi-weekly sessions. This impacts the mental health clinician's ability to see additional students.

Trend: [▲]

Proposed Actions to Turn the Curve:

Access and Utilization:

The School Based Health Center will increase marketing strategies and promote access to services. Information will be sent home with each student with school wide information at the beginning of the school year. The SBHC staff will attend the open house events and will present at the PTO meeting in September. Classroom presentations will be made to introduce staff and students to services. Staffing issues have been addressed so that the number of available service hours will increase in the coming year.

How Well Did We Do:

To increase the influenza vaccination rate at the middle school, the APRN will offer the vaccine to all eligible

students at all visits. Information about the vaccine will be posted within the SBHC, the school newsletter, and the school nurse will provide referrals. During flu season, a school message will be sent via phone to 100% of the student households in English and Spanish as a reminder to families to help prevent the spread of the influenza virus by receiving the flu vaccine.

Is Anyone Better Off:

Increase utilization of the Pediatric Symptom Checklist (PSC), a mental health screening tool at physicals and medical visits to identify students that may be at risk for mental health issues so that they can be referred to the SBHC mental health clinician or a community based mental health provider particularly for those students that have needs beyond the scope of the SBHC. Increased efforts will be made to educate parents/guardians about their child's difficulties, provide consultation and engage them in treatment.

Data Development Agenda:

To improve data collection capabilities, we are working with our electronic medical record system to develop reports to meet all of the DPH Requirements.

- Work with Electronic Health Record Vendor: To streamline the process of exporting data from EHR to DPH
- Develop tools to measure the success of the social skills groups that are offered to students.

Trend Going in Right Direction? ▲ Yes; ▼ No; ◀▶ Flat/ No Trend