

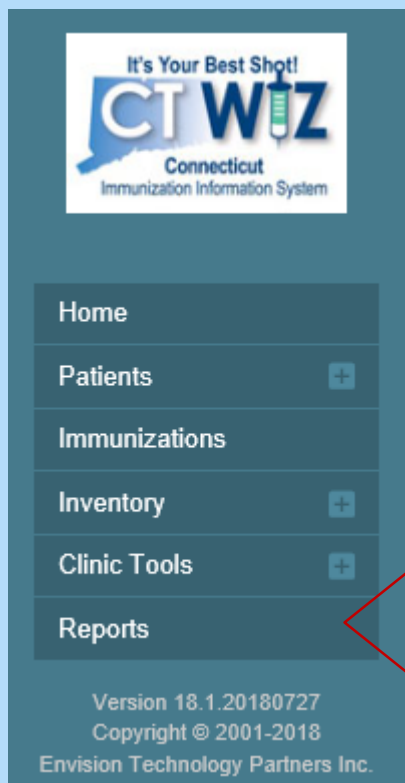


How can I use CT WiZ to calculate vaccine coverage?

Things You Should Know

- Most reports appear in a new window
- **Make sure your internet browser is not blocking pop-ups!**
- Nearly all reports are rendered as a PDF
 - Most PDF versions provide totals and subtotals
- Scheduled report will run on regular basis
- Real-time reports can be run on as needed basis
- Historical vaccines are those entered prior to your clinic entering shots in CT WiZ.

Locating Data Quality Reports



Select
Reports
from
the menu
on the
left hand
side

Data Quality - User

Data Quality - Statistics - Scheduled
Data Quality - Statistics
Data Quality - Patient Exceptions
Patients with Possible Duplicate Vaccinations - Datamart
Data Quality - Patient Immunization Exceptions
Patients with Possible Duplicate Vaccinations
Possible Patient Duplicates
Shots Before Birth
User Vaccination Details
Vaccines Added but not Administered


Scroll down
to Data
Quality—User
section.
Select Data
Quality—
Statistics.

Data Quality—Statistics Scheduled

- These are reports that DPH will run. When they are run, they will be posted here and available for you to view.

Data Quality--Statistics

- Provides real-time statistics regarding:
 - Patient Counts of active and inactive patients
 - Patient Completeness of demographic information
 - Vaccination Completeness
 - Accuracy of vaccines given based on patient's age
 - Timeliness of vaccine administration
- Date Range filters may not exceed 30 days.



It's Your Best Shot!
CT WIZ
Connecticut
Immunization Information System

[Home](#)
[Patients](#)
[Immunizations](#)
[Inventory](#)
[Clinic Tools](#)
[Reports](#)

Version 18.1.20180727
Copyright © 2001-2018
Envision Technology Partners Inc.
[Third Party Notices](#)

All variables are required fields. Make your selections and the type of output you would like. Press the blue Run Report button.

Data Quality—Statistics Output Report

Vaccination Date - From = 01/01/2018, Vaccination Date - Through = 01/30/2018

Provider: WE LOVE KIDS PEDIATRICS CT
Clinic: WE LOVE KIDS PEDIATRICS SOUTH
410 CAPITOL AVE
HARTFORD, CT 06134

Go Live Date **Legacy Data Import Date** **Legacy Data System**

Date Generated: Aug 21 2018 9:00 am

Inventory Type: 3 **HL7 Facility Code(s):** NONE
Jurisdiction: CONNECTICUT

PATIENT COUNTS

This section calculates the number and percentage of patients associated to the clinic according to their patient program status.

| | Patients | Percentage | Percentage of Total Patients |
|-------------------------------------|----------|------------|---------------------------------|
| Active Patients in Jurisdiction | 10 | 66.67% | 66.67% |
| Active Patients not in Jurisdiction | 5 | 33.33% | 33.33% |
| Total Active Patients | 15 | 100.00% | 100.00% |
| Total Inactive Patients | 0 | 0.00% | 0.00% |
| Total Patients | 15 | 100.00% | 100.00% |

PATIENT COMPLETENESS

This section calculates the number and percentage of active patient records that have a value in the following data fields.

| | Patients | Percentage of Total Active Patients |
|------------------------------------|----------|---|
| Patients with First Name | 15 | 100.00% |
| Patients with Last Name | 15 | 100.00% |
| Patients with Middle Name | 4 | 26.67% |
| Patients with DOB | 15 | 100.00% |
| Patients with Gender | 15 | 100.00% |
| Patients with Birth State | 2 | 13.33% |
| Patients with Birth Country | 2 | 13.33% |
| Patients with Birth Order | 2 | 13.33% |
| Patients with Race | 4 | 26.67% |
| Patients with Ethnicity | 4 | 26.67% |
| Patients with VFC Eligibility | 10 | 66.67% |
| Patients < 19 with VFC Eligibility | 10 | 66.67% |
| Patients with Mother's First Name | 8 | 53.33% |
| Patients with Mother's Middle Name | 2 | 13.33% |
| Patients with Mother's Maiden Name | 8 | 53.33% |




Clinic Immunization Count

Generates a list of the number of vaccinations by vaccine type and by provider/clinic

Clinic Immunization Count

Clinic Immunization Count

Enter the selection criteria and click "Run Report" or click "Cancel" to return to the previous page. 

Report Selection Criteria

Provider *

DPH TRAINING CLINIC ▼



Clinic *

DPH TRAINING CLINIC 1 ▼

Funding Source *

(ALL) ▼

Vaccination Date Range *

From: MM/DD/YYYY  Through: MM/DD/YYYY 

Output Type ☒ PDF ☐ EXTRACT - Delimiter: |

Run Report

Cancel

Enter
your
provider,
clinic,
and the
funding
source.

Select date range and
output type.
The delimiter will give you
a line listing with a |
between variables.

After selecting
variables, click the
blue Run Report box.

Clinic Immunization Count

Connecticut WebIZ Clinic Immunization Count

August 06, 2018

Provider = ABC PEDIATRICS, Clinic = ABC PEDIATRICS, Funding Source = (ALL), Provider Category = (ALL), County = (ALL), Vaccination From Date = 01/01/2018, Vaccination Through Date = 08/06/2018

| Vaccination Code - Vaccination Desc | Vaccination Type | Vaccination Count | Distinct Patient Count |
|--|------------------|-------------------|------------------------|
| ABC PEDIATRICS | | | |
| ABC PEDIATRICS - C0092P4075 | | | |
| DTaP - diphtheria, tetanus toxoids & acellular pertussis | Child | 1 | 1 |
| Hep B, ped/adol - hepatitis B vaccine, pediatric or pediatric/adoles | Child | 1 | 1 |
| MMR - measles, mumps and rubella virus Vaccine | Child | 1 | 1 |
| Clinic Total: | | 3 | 2 |

- This report lists the number of vaccinations by vaccine type and provider/clinic.
- Totals by clinic include:
 - Number of vaccinations administered
 - Number of patients receiving one or more doses
- Historical vaccinations are not included in results



Immunization Rates

This report determines the percentage of patients that are up-to-date on their immunization, either a specific antigen or a series.

Immunization Rates

Immunization Rates

Enter the selection criteria and click "Run Report" or click "Cancel" to return to the previous page.



Report Selection Criteria

Provider *

DPH TRAINING CLINIC

Clinic *

DPH TRAINING CLINIC 1

Report Type

- ☒ Appropriate Statistics Summary

☐ Patients not Properly Immunized Detail

Doses By Vaccine Series

Vaccine Series Dose Presets

DTaP/Tdap *

0

Hepatitis A *

0

Hepatitis B *

0

HIB *

0

HPV *

0

Influenza *

0

Meningococcal *

0

MMR *

0

Pneumococcal *

0

Polio *

0

Rotavirus *

0

Varicella *

0

Tdap (Or Pertussis Containing) *

0

Age Range *

From: 19 Through: 35 UOM: MONTHS

As Of Date Range *

From: MM/DD/YYYY Through: MM/DD/YYYY

Gender

(ALL)

Compliance By

Age MONTHS Or Date MM/DD/YYYY

- ☐ Exclude Patients with Less than 2 non- Influenza/H1N1-09 Vaccinations?

☐ Count both valid and invalid doses (i.e., Do not run Recommender to validate immunization history)?

Run Report

Cancel

- The report calculates percent of patients up-to-date on recommended immunizations.
- You can view coverage rates by antigen(s) or by vaccine series.
- The results are based on the Recommender, thus, invalid doses are not counted.
- Identify patients not up-to-date