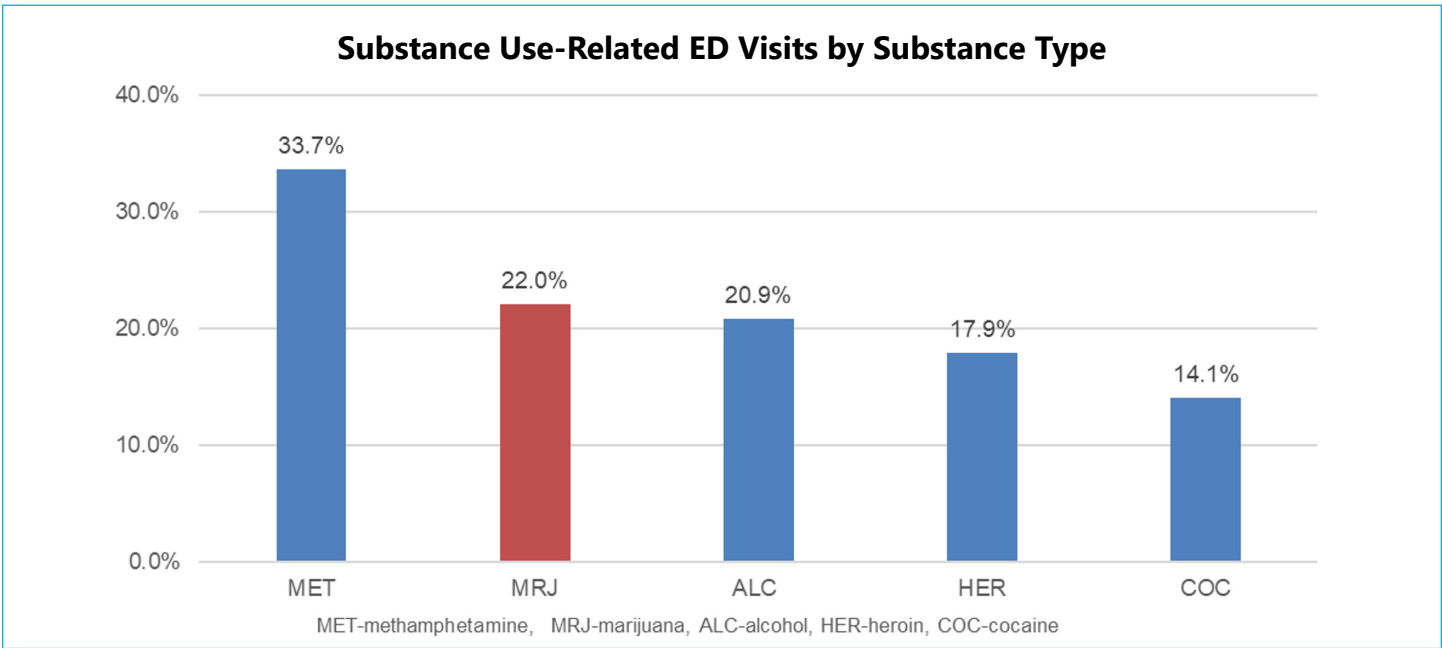


# DAWN and Marijuana

The Drug Abuse Warning Network (DAWN) is a nationwide public health surveillance system administered by the Substance Abuse and Mental Health Services Administration’s (SAMHSA’s) Center for Behavioral Health Statistics and Quality. As of October 15, 2020, data are being abstracted from 49 hospitals. Ultimately, the system will include at least 50 non-Federal general hospitals with 24-hour emergency departments (EDs), consisting of 10 sentinel hospitals and 40 probability-sampled hospitals. Data are abstracted directly from hospital electronic health records. DAWN captures data on ED visits related to recent substance use and misuse, such as alcohol use, illicit drug use, suicide attempts, and nonmedical use of pharmaceuticals.

DAWN data can be used to monitor substance misuse trends and serve as an early warning system to identify new psychoactive substances. Since hospital recruitment is incomplete and the data are *unweighted*, this profile provides only preliminary results that are not generalizable to the US; caution must therefore be exercised in interpreting the data presented here.

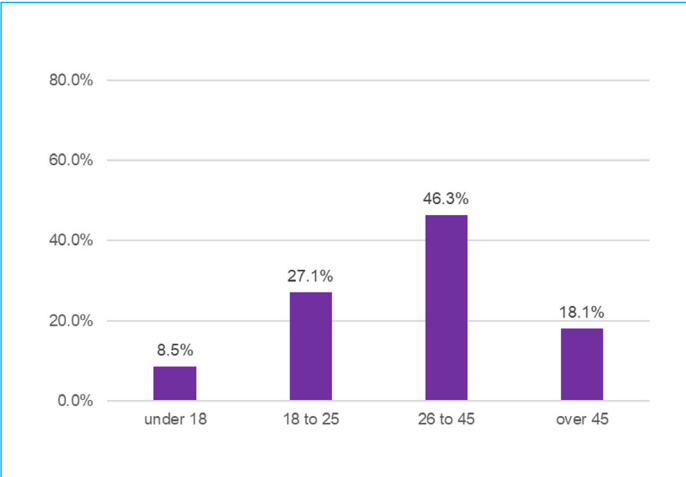
This profile presents data on ED visits related to marijuana use. The information provided below summarizes *unweighted* data abstracted from 4/1/2019 to 10/15/2020. The data on alcohol presented here include ED visits related to underage (less than 21 years old) alcohol use and adult (ages 21 years and older) alcohol use in combination with other substances since the abstraction of ED visits for adults involving only alcohol was not yet complete.



This graph shows substance use-related ED visits by substance type, focusing on the most common illicit substances and alcohol. Marijuana (22%) was the second most common substance involved in substance-related ED visits.

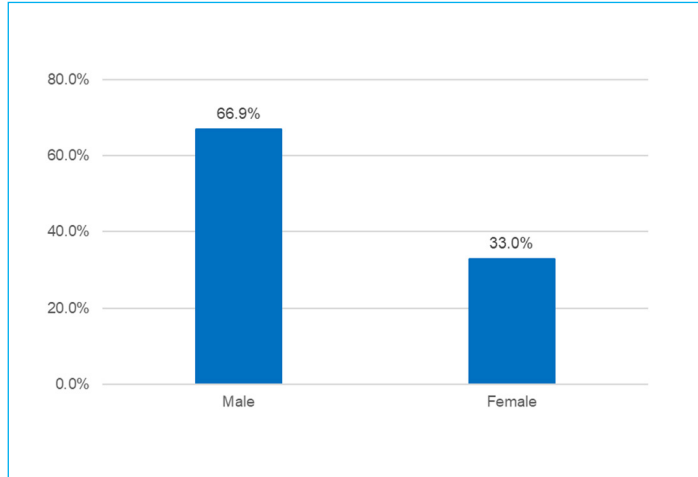
# DAWN and Marijuana

### Marijuana Use-Related ED Visits by Age



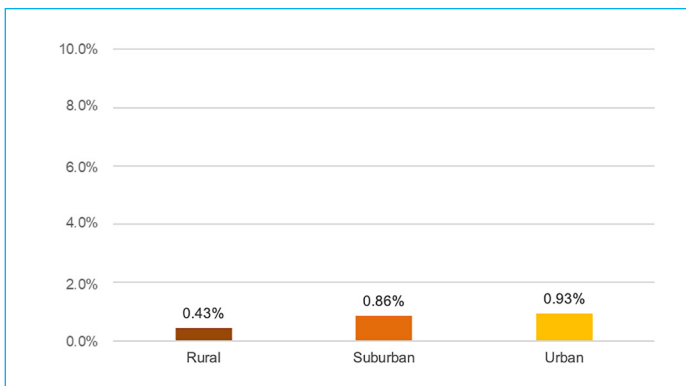
Patients aged 26 to 45 accounted for 46.3% of marijuana-related ED visits, and patients aged 18 to 25 accounted for 27.1%, the second largest proportion of these visits.

### Marijuana Use-Related ED Visits by Gender



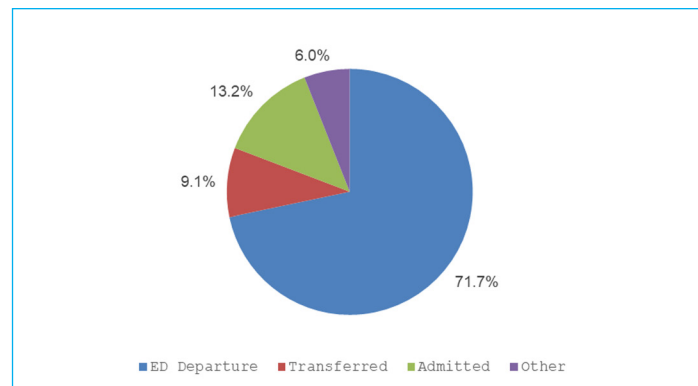
Two-thirds of marijuana-related ED visits involved male patients (66.9%); about one-third of the visits (33%) involved female patients.

### Marijuana Use-Related ED Visits to Total ED Visits by Community Type



This graph shows the percentage of marijuana-related ED visits to total ED visits by community type. In this graph, the denominator is total ED visits within each community type. Marijuana-related ED visits were a higher proportion of all ED visits in urban (0.93%) and suburban (0.86%) communities as compared to rural (0.43%) communities.

### Marijuana Use-Related ED Visits by Disposition



Over seventy percent (71.7%) of marijuana-related ED visits resulted in the patient's release from the ED, such as departing the ED for home or receiving a referral for substance use and/or psychiatric treatment. Remaining dispositions included admission to the hospital (13.2%), transfer to another facility (9.1%) and other outcomes (6%), such as *left against medical advice*.