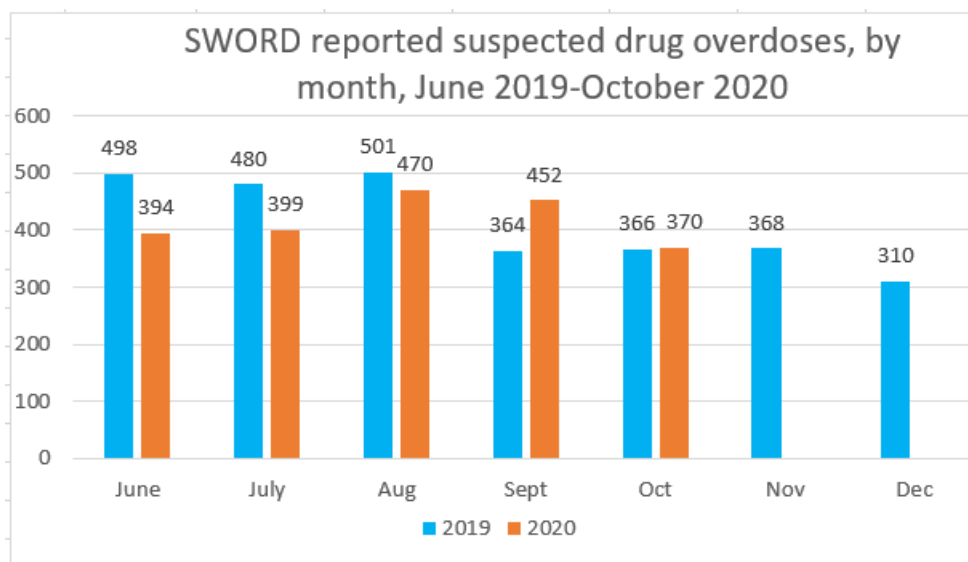


### SWORD Statewide Reporting October 2020

In the month of October 2020, there were 370 calls in to the CT Poison Control Center (CPCC) for SWORD. Of these calls, 356 were non-fatal and 14 resulted in fatalities. There were 283 total naloxone administrations: 197 non-fatal multiple doses of naloxone administered, 78 non-fatal single dose naloxone, and 8 non-fatal with no naloxone administered. Three (3) non-fatal with “unknown” naloxone administered. Of the 14 fatalities, five (5) received multiple doses of naloxone, one (1) received single dose, and eight (8) with no naloxone administered. None with “unknown” naloxone administered. The gender breakdown for the state is: Male (266); Female (102) and (2) unknown.

The 370 cases involved suspected overdoses from all of our counties: Fairfield (60), Hartford (147), Litchfield (14), Middlesex (15), New Haven (79), New London (37), Tolland (10), and Windham (8). The age breakdown of the patients is as follows: 0 to 18 years of age (6) 19 to 24 years of age (26); 25 to 34 years of age (97); 35 to 44 years of age (92); 45 to 54 years of age (74); 55 to 64 years of age (53); 65 years of age and older (17); age unknown (5).

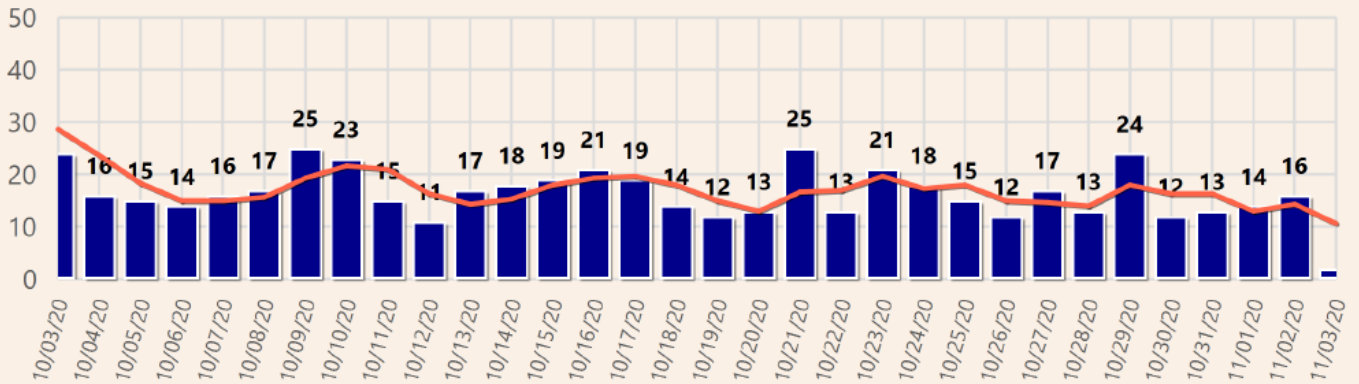


This graph shows the total suspected overdoses (fatal and non-fatal) called into CPCC by month since June 2019

**Thank you to all EMS providers who have called in SWORD cases to the CPCC.**  
**Keep up the great work!**

### ODMAP Suspected Overdose Submissions - In the Last Month

■ Entries Per Day    — 3-Day Moving Avg



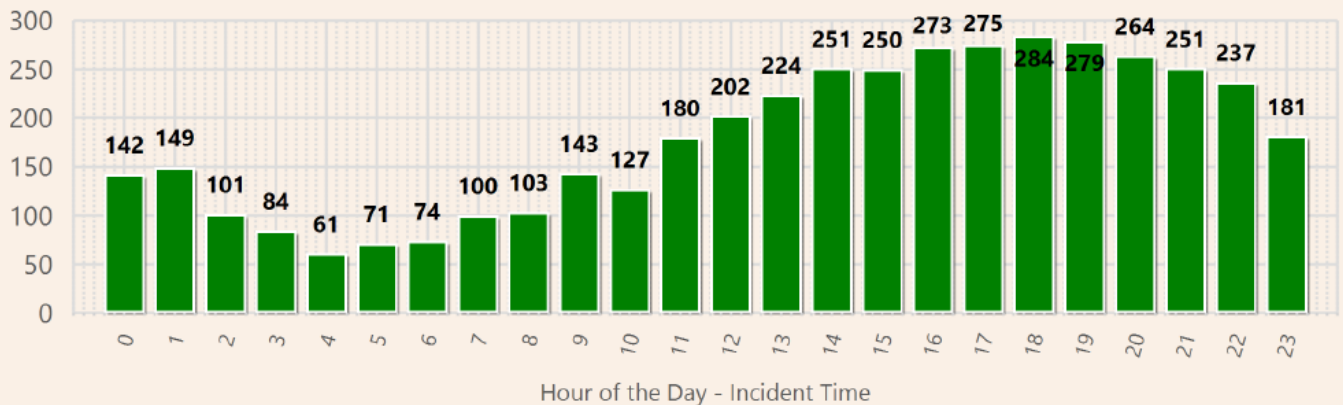
*These counts represent the number of overdoses reported to ODMAP and are not official counts.*

### ODMAP Suspected OD Submissions by day.

This graph shows total suspected overdoses called in each day during the time period. The red line running horizontally shows a 3-day moving average of call-ins.

### ODMAP Suspected Overdose Submissions - All Data Submitted

■ Per Hour of the Day



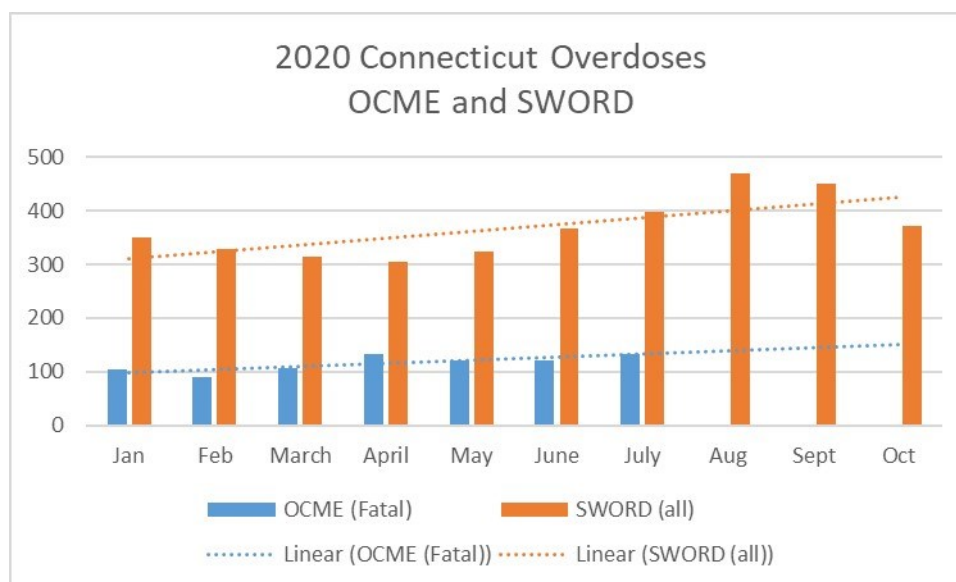
### Cumulative (June—October, 2020) Overdoses by the Hour of the Day

This graph shows the hour of the day suspected overdose incidents have occurred statewide since the SWORD program began on June 1, 2019.

**\*Note: All data in this newsletter comes from reports made by CT EMS and can be viewed in ODMAP Level 2\***

## Connecticut Office of Chief Medical Examiner (OCME)

Traditionally Connecticut has tracked the Opioid Overdose Epidemic through data from the Connecticut Office of Chief Medical Examiner (OCME) which tracks fatal opioid overdoses. The Statewide Opioid Reporting Directive (SWORD) program now enables us to track non-fatal opioid overdoses. Comparing SWORD data and OCME data through the first seven (7) months of the year shows a similar trajectory of rising cases. While the OCME data is not yet available in full for August or later months, SWORD data showed a peak in August with decline through October, although at levels slightly higher than in 2019. EMS reporting, including narratives of each overdose, is vital for public health planners to gauge the dimensions and nuances of this lethal epidemic. **Keep up the reporting! Your efforts are noticed and appreciated!**



The following are some of the bag stamps encountered in October: Ride or Die, Red Dragon and Red Head. If present, and safe to do so, responders are urged to take a photo of the identified heroin bag at the scene and email to [poisoncontrol@uchc.edu](mailto:poisoncontrol@uchc.edu) with the CPCC case number given when the reported overdose is called in. \* A glassine heroine bag, "Red Head", is pictured at left

**Do you need help accessing ODMAP Level 1 (Spike Alert Level) or Level 2 (Map Level)?**

[Click here to contact the ODMAP Helpdesk](#), or call (301) 489-1744



Department of Public Health  
Office of Emergency Medical Services

410 Capitol Ave



[Click here](#) to contact OEMS regarding the SWORD program, ODMAP, or feedback

[Click here](#) to check out the SWORD page on our website

***Thank you for your participation!***

