

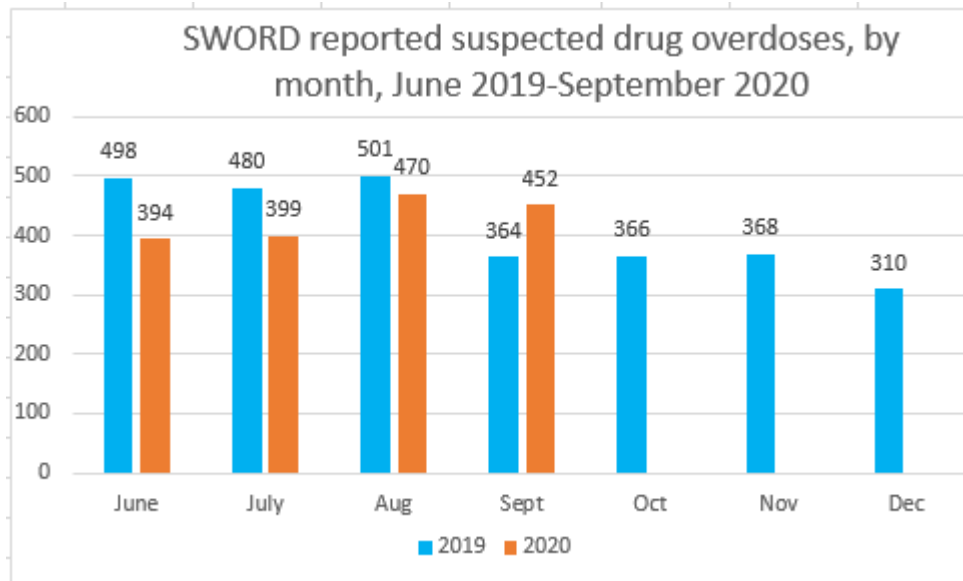
SWORD Statewide Reporting September 2020

In the month of September 2020, there were 452 calls in to the CT Poison Control Center (CPCC) for SWORD. Of these calls, 429 were non-fatal and 23 resulted in fatalities. There were 341 total naloxone administrations: 249 non-fatal multiple doses of naloxone administered, 83 non-fatal single dose naloxone, and 94 non-fatal with no naloxone administered. Three (3) non-fatal with “unknown” naloxone administered. Of the 23 fatalities, eight (8) received multiple doses of naloxone, one (1) received single dose, and thirteen (13) with no naloxone administered. One (1) with “unknown” naloxone administered. The gender breakdown for the state is: Male (337); Female (112) and (3) unknown.

The 452 cases involved suspected overdoses from all of our counties: Fairfield (80), Hartford (175), Litchfield (11), Middlesex (21), New Haven (100), New London (37), Tolland (9), and Windham (19). The age breakdown of the patients is as follows: 0 to 24 years of age (32); 25 to 34 years of age (141); 35 to 44 years of age (106); 45 to 54 years of age (81); 55 to 64 years of age (62); 65 years of age and older (22); age unknown (8).

*Numbers subject to change

***TIP: Store the CPCC number in your cell for ease of use! 1-800-222-1222**

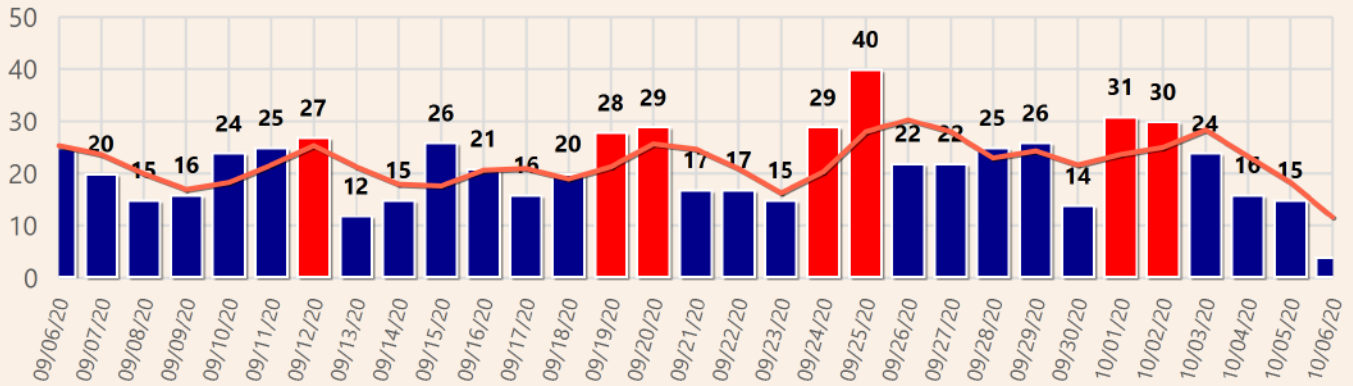


This graph shows the total suspected overdoses (fatal and non-fatal) called into CPCC by month since June 2019

Thank you to all EMS providers who have called in SWORD cases to the CPCC.
Keep up the great work!

ODMAP Suspected Overdose Submissions - In the Last Month

■ Entries Per Day — 3-Day Moving Avg



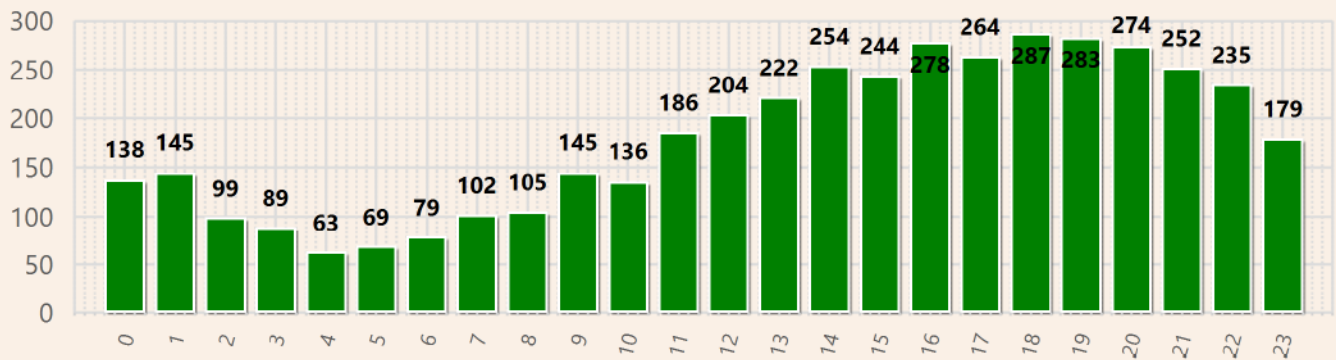
These counts represent the number of overdoses reported to ODMAP and are not official counts.

ODMAP Suspected OD Submissions by day.

This graph shows total suspected overdoses called in each day during the time period. The red line running horizontally shows a 3-day moving average of call-ins.

ODMAP Suspected Overdose Submissions - All Data Submitted

■ Per Hour of the Day



Hour of the Day - Incident Time

Cumulative (June—September, 2020) Overdoses by the Hour of the Day

This graph shows the hour of the day suspected overdose incidents have occurred statewide since the SWORD program began on June 1, 2019.

Note: All data in this newsletter comes from reports made by CT EMS and can be viewed in ODMAP Level 2

Overdose Victims involving Hospital Transport, June 2019- May 2020, from [SWORD Annual Report](#)

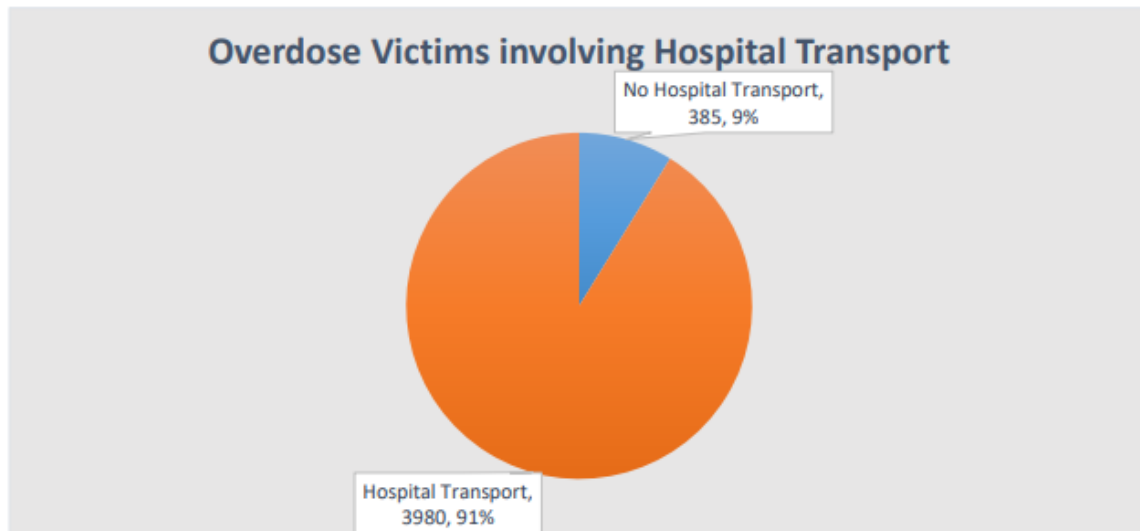


Figure 18 shows the majority of suspected overdose patients were transported to the hospital (n=3980).



The following are some of the bag stamps encountered in September: *Los Angeles Lakers, Howl, Devil's Rejects, Illuminati, Bugatti, Bad Boy, Ride or Die and Red Dragon*. This information is shared with public health and safety officials and harm reduction groups, enabling them to better target resources. If present, and safe to do so, responders are urged to take a photo of the identified heroin bag at the scene and email to poisoncontrol@uchc.edu with the CPCC case number given when the reported overdose is called in.

*** A glassine heroine bag, "Howl", is pictured at left**

Do you need help accessing ODMAP Level 1 (Spike Alert Level) or Level 2 (Map Level)?

[Click here to contact the ODMAP Helpdesk](#), or call (301) 489-1744



Department of Public Health
Office of Emergency Medical Services

410 Capitol Ave
Hartford, CT 06134
860-509-7975



[Click here](#) to contact OEMS regarding the SWORD program , ODMAP, or feedback

[Click here](#) to check out the SWORD page on our website

Thank you for your participation!

