

2020 Annual Report



May 1, 2021

**Connecticut Department of Public Health
Office of Emergency Medical Services**



Acknowledgments

Connecticut Department of Public Health

Raffaella Coler, RN, MEd, Paramedic

Director – Office of Emergency Medical Services

Richard Kamin, MD, FACEP, FAEMS

Medical Director – Office of Emergency Medical Services

Steve McConaughy

IT Manager

Prepared By:

Heidi Fitzgerald, MBA

Consultant - Office of Emergency Medical Services

Table of Contents

Introduction	6
Background and Methods	6
2020 EMS Data at a Glance.....	7
EMS Summary Statistics, 2020	8
Table 1: Agencies Submitting Data by Level of Service, 2020	8
Table 2: Active Agencies with Incomplete Data, 2020.....	13
Table 3: Average Response Times (in Minutes) – by Rural/Suburban/Urban Classification – Unit Notified by Dispatch to Unit Arrived on Scene	14
Figure 1: EMS Calls by Level of Care	18
Figure 2: Refused Calls per Month.....	19
Figure 3: Mutual Aid Calls per Month.....	19
Figure 4: Type of Service Requested.....	20
Figure 5: Average Times per Phase of Call, in Minutes.....	20
Figure 6: Patient Age.....	21
Figure 7: Patient Gender	21
Figure 8: Calls per Month.....	22
Figure 9: Patient Disposition	22
Figure 10: Primary Role of Unit.....	23
Figure 11: Response Mode to Scene.....	23
Figure 12: Additional Response Mode Descriptors, Primary Mode	24
Figure 13: Scene Incident Location Category.....	24
Figure 14: Disposition Destination Type	25
Figure 15: Barriers to Patient Care.....	25
Figure 16: Payment CMS Service Levels	26
Figure 17: Primary Method of Payment	26
Delay Data	27
Figure 18: Scene Delay Types.....	27
Figure 19: Transport Delay Types	28
Figure 20: Turn-Around Delay Types	28
Figure 21: Possible Injury?	29
Figure 22: Work Related Illness?.....	29
Figure 23: Initial Patient Acuity.....	29

Figure 24: Reported Calls of Adult Injury.....	30
Figure 25: Reported Calls of Pediatric Injury	30
Figure 26: Mechanism of Injury	31
Figure 27: Trauma Center Criteria	31
Figure 28: Falls by Age	32
Figure 29: Falls at Age 45 and Older by Location.....	33
Figure 30: Falls by Gender and Age Group	34
Vehicle Related Injuries.....	35
Figure 31: Vehicle, Pedestrian or Other Injury Risk Factors	35
Figure 32: Age and Gender Vehicle Related Injuries	36
Figure 33: Pedestrian/Pedal Bicyclist Injuries by Age and Gender	37
Figure 34: Pedestrian and Bicyclist Injuries by Time of Day	38
Figure 35: Pedestrian and Bicyclist Injuries by Day of Week	38
Assault	39
Figure 36: Assault Injuries by Age and Gender	39
Cardiac	40
Figure 37: Cardiac Arrests by Age and Gender	40
Figure 38: Cardiac Arrest by Etiology and Gender	41
Figure 39: Cardiac Arrest by Location Type	42
Figure 40: Cardiac Arrest First Monitored Arrest Rhythm	42
Figure 41: Cardiac Arrest Provided Prior to EMS Arrival?	43
Figure 42: Cardiac Arrest AED Use Prior to EMS Arrival?	43
Figure 43: Cardiac Arrest Patient Outcome at End of EMS Event.....	43
Figure 44: Cardiac Arrest – Who Provided CPR Prior to EMS?	43
Figure 45: Type of CPR Provided.....	44
Figure 46: Non-Traumatic Chest Pain Treated with Aspirin by Gender and Age.....	45
Opioid Data	46
Figure 47: Naloxone Given, Positive Patient History or Drug Protocol.....	46
Figure 48: Naloxone Dose Administered, Number of Calls per Count	47
Figure 49: Top Ten Protocols where Naloxone Given.....	47
Figure 50: Opioid Related Calls	48
Mental Health.....	49
Figure 51: Mental Health Related Calls.....	49

Appendix 1: Response Times by Agency.....	50
Appendix 2: Response Times by City/Town.....	55
Appendix 3: Mutual Aid, Refused and Total Calls by Town	70
Appendix 4: Fractile Times for Dispatch, First Responder, BLS, ALS by Town	80
Appendix 5: Definitions.....	129
City/Town Categorization:	129
Level of Care of Unit:	129
Type of Service Requested:.....	129
Refused Calls:	130
Mutual Aid:	130
Delay Data:.....	130
Age Group:	130
Cardiac Arrest Rhythm:	130
Opioid Data:	131
Mental Health Data:.....	131

Introduction

The Office of Emergency Medical Services (OEMS) has statutory authority for statewide collection of EMS data¹ and Trauma Registry information.² OEMS interacts within a large network of local, regional, statewide, and national stakeholders and shares data with the National Emergency Medical Services Information System (NEMSIS). The office works with federal partners and software vendors to standardize submissions and assure the correct processing of records.

Data collection for Year 2017 onward was based on the NEMSIS version 3.4.0. This report is based on year 2020 prehospital data submitted to OEMS via the Image Trend Elite application for incidents that occurred from January 1, 2020 through December 31, 2020. Approximately 780,000 records are submitted to the database annually.

Background and Methods

The purpose of this report is to provide statistics on Connecticut EMS calls filtered by gender, age, day of the week, time of day and other factors.

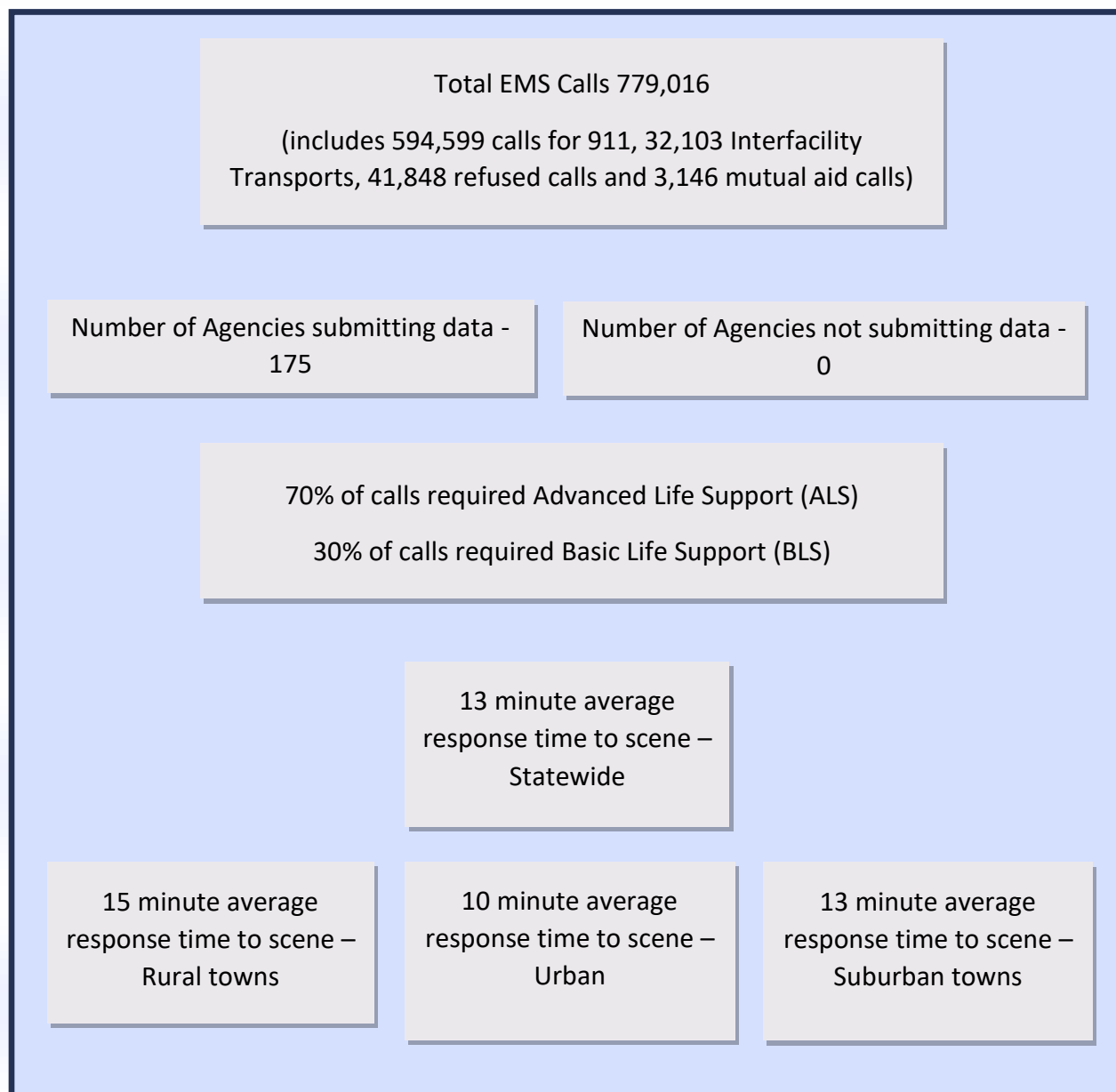
The denominators in these reports are based on 2020 911 calls only, except for the Type of Service Requested report, which reports the volume of all calls, differentiated by type. The reports were run in the Image Trend application while the data was transformed, and charts created in Microsoft Excel.

The response times for towns and agencies include all 911 calls and reflect the response times provided. The response time Unit Notified by Dispatch to Unit Arrived on Scene was used as the time metric for comparison between agencies and towns. This metric was chosen as it provides a representation of the time it takes a unit to respond to the location where a patient was expected to be waiting.

¹ Connecticut General Statutes Section 19a-177(8)(A) designates the Commissioner of Public Health to collect information on prehospital care rendered by each licensed ambulance service or certified ambulance service that provides emergency medical services.

² Section 19a-177-7 of the Regulations of Connecticut State Agencies requires that each licensed Connecticut acute care hospital must submit information to the trauma registry for analysis and evaluation of the quality of care of trauma patients. Records in the trauma registry include all admitted trauma patients, trauma patients who died, trauma patients who were transferred and all patients with traumatic brain injury.

2020 EMS Data at a Glance



EMS Summary Statistics, 2020

Table 1: Agencies Submitting Data by Level of Service, 2020

Agencies providing ALS services	Agencies providing BLS services
Access Ambulance Service (d/b/a SKMP Enterprises Inc.)	Access Ambulance Service (d/b/a SKMP Enterprises Inc.)
Aetna Ambulance Service Inc.	Aetna Ambulance Service Inc.
Ambulance Service of Manchester LLC	Ambulance Service of Manchester LLC
American Ambulance Service Inc.	American Ambulance Service Inc.
American Legion Ambulance Fund	American Legion Ambulance Fund
American Medical Response (AMR) - Statewide	American Medical Response (AMR) - Statewide
AMR Bridgeport	AMR New Haven
AMR Hartford	Andover Volunteer Fire Department
AMR New Haven	Ansonia Rescue & Medical Services
AMR Waterbury	Ashford Volunteer Fire Department
Andover Volunteer Fire Department	Baltic Fire Department
Bantam Fire Company	Bantam Fire Company
Bethany Volunteer Fire Department Ambulance	Beacon Hose
Bethel Police Paramedic Division	Bethany Volunteer Fire Department Ambulance
Bethlehem Ambulance Association	Bethel Volunteer Fire Department
Bloomfield Volunteer Ambulance	Bethlehem Ambulance Association
Bozrah Volunteer Fire Company	Bloomfield Volunteer Ambulance
Bradley Airport Emergency	Bozrah Volunteer Fire Company
Branford Fire Department - EMS	Bradley Airport Emergency
Bristol Hospital EMS, LLC	Branford Fire Department - EMS
Brookfield Volunteer Fire Company	Bridgewater Volunteer Fire Department
Burlington Volunteer Fire Department	Bristol Hospital EMS, LLC
Canterbury Volunteer Fire Company, Inc.	Brookfield Volunteer Fire Company
Canton Volunteer Fire & EMS	Burlington Volunteer Fire Department
Chesterfield Fire Company	Canterbury Volunteer Fire Company, Inc.
Cromwell Fire Department	Canton Volunteer Fire & EMS
Danbury EMS (d/b/a Nuvance Health Ambulance)	Chester Hose Company
Darien EMS - Post 53	Chesterfield Fire Company
Deep River Ambulance Association	Clinton Volunteer Fire Department
East Hartford Fire Department	Colchester Hayward Volunteer Fire Company
East Haven Fire Department	Collins Aerospace Emergency Services (Hamilton Sundstrand)
East Windsor Ambulance Association	Columbia Fire Department
Echo Hose Hook & Ladder Volunteer Ambulance	Community Fire Company
Electric Boat Corporation	Cornwall Volunteer Fire Department
Ellington Volunteer Ambulance Corps	Cromwell Fire Department
Enfield Community Ambulance	Darien EMS - Post 53

Agencies providing ALS services	Agencies providing BLS services
First Fire Taxation District of West Haven	Deep River Ambulance Association
Gardner Lake Volunteer Fire Company	Durham Volunteer Ambulance Corps
Georgetown Volunteer Fire Department	East Haddam Ambulance Association Inc.
Goshen Volunteer Fire Company	East Hampton Ambulance Association
Granby Ambulance Association	East Hartford Fire Department
Greenwich EMS	East Haven Fire Department
Groton Ambulance Association	East Lyme Ambulance
Guilford Fire Department Ambulance	East Windsor Ambulance Association
Haddam Volunteer Ambulance Service	Easton Volunteer EMS
Hamden Fire Department	Echo Hose Hook & Ladder Volunteer Ambulance
Hebron Volunteer Fire Department	Electric Boat Corporation
Heritage Village Ambulance Association	Ellington Volunteer Ambulance Corps
Hunter's Ambulance Service	Enfield Community Ambulance
KB Ambulance Corps Inc.	Essex Ambulance Association
Killingworth Ambulance Association	Falls Village Volunteer Fire Department
Lawrence & Memorial Hospital	First Fire Taxation District of West Haven
LIFE STAR Air Medical Program	Franklin Volunteer Fire Department
Litchfield Volunteer Ambulance Association	Gardner Lake Volunteer Fire Company
Lyme Ambulance Association	Georgetown Volunteer Fire Department
Madison Ambulance Association Inc.	Glastonbury Volunteer Ambulance Association
Manchester Fire Department	Goshen Volunteer Fire Company
Middlesex Hospital	Granby Ambulance Association
Milford Fire Department - EMS	Greenwich EMS
Mohegan Fire Company	Groton Ambulance Association
Mohegan Tribal Fire Department	Guilford Fire Department Ambulance
Monroe Volunteer EMS	Haddam Volunteer Ambulance Service
Montville Fire Company Ambulance	Hamden Fire Department
Mortlake Fire Company Inc.	Harwinton Ambulance Association
Naugatuck Ambulance Corps Inc.	Hebron Volunteer Fire Department
Nelson Ambulance Service	Heritage Village Ambulance Association
New Britain EMS	Hunter's Ambulance Service
New Fairfield Volunteer Fire Department	KB Ambulance Corps Inc.
New Hartford Volunteer Fire Department Ambulance Services	Kent Fire Department
New Haven Fire Department	Killingworth Ambulance Association
New London Fire Department	Lebanon Volunteer Fire Department Inc.
New Milford Community Ambulance	Lisbon Fire Department Inc.
Newington Volunteer Ambulance Corps	Litchfield Volunteer Ambulance Association
Newtown Volunteer Ambulance Corps	Lyme Ambulance Association
Norfolk Lions Club Ambulance	Madison Ambulance Association Inc.
North Branford Fire Department Ambulance Company	Manchester Fire Department

Agencies providing ALS services	Agencies providing BLS services
#4	
North Canaan Volunteer Ambulance Corps	Mansfield Division of Fire and Emergency
North Haven Fire Department	Middlebury Fire Department
Northern Dutchess Paramed	Middlesex Hospital
Norwalk Hospital Association	Milford Fire Department - EMS
Old Saybrook Ambulance Association	Mohegan Fire Company
Plymouth Volunteer Ambulance Corps	Mohegan Tribal Fire Department
Putnam E.M.S. Ambulance Service Inc.	Monroe Volunteer EMS
Redding Fire District	Montville Fire Company Ambulance
Ridgefield Fire Department	Mortlake Fire Company Inc.
Rocky Hill Volunteer Ambulance	Mystic River Ambulance Association
Roxbury Ambulance Association	Naugatuck Ambulance Corps Inc.
Seymour Ambulance	Nelson Ambulance Service
Sherman Volunteer Fire Department	New Britain EMS
Simsbury Volunteer Ambulance Association	New Canaan Volunteer Ambulance Corps
Somers Fire Department Ambulance Division	New Fairfield Volunteer Fire Department
Southbury Ambulance Association	New Hartford Volunteer Fire Department Ambulance Services
Stafford Ambulance Association	New London Fire Department
Stamford EMS Inc.	New Milford Community Ambulance
Stonington Volunteer Ambulance Corps	Newington Volunteer Ambulance Corps
Stony Hill Volunteer Fire Company	Newtown Volunteer Ambulance Corps
Stratford EMS	Norfolk Lions Club Ambulance
Suffield Volunteer Ambulance Association	North Branford Fire Department Ambulance Company #4
Tolland Fire Department	North Canaan Volunteer Ambulance Corps
Town of Coventry Fire/EMS	North Haven Fire Department
Trinity Health of New England EMS	Norwalk Hospital Association
Trumbull EMS	Oakdale Fire Company
UConn Fire Department	Old Lyme South End Volunteer Ambulance Association
UConn Health Center Fire Department	Old Saybrook Ambulance Association
Valley EMS	Oxford Ambulance Association, Inc.
Vernon Fire Department	Pfizer Inc.
Voluntown Volunteer Fire Company #1	Plymouth Volunteer Ambulance Corps
Wallingford Department of Fire Services	Poquetanuck Volunteer Fire Department
Washington Ambulance Association Inc.	Pratt & Whitney Division of United Technologies Corporation
West Hartford Fire Department	Pratt & Whitney - Med Team - Middletown
West Haven Fire Department - Allingtown (City of West Haven 3rd District)	Putnam E.M.S. Ambulance Service Inc.
West Redding Volunteer Fire Department District	Redding Fire District

Agencies providing ALS services	Agencies providing BLS services
Company	
West Shore Fire District (City of West Haven - 2nd District)	Ridgefield Fire Department
Westbrook Ambulance Association	Rocky Hill Volunteer Ambulance
Westerly RI Ambulance	Roxbury Ambulance Association
Western CT Health Network Affiliates d/b/a Nuvance Health Ambulance	Roy B. Pettengill Ambulance
Weston Volunteer EMS	Salisbury Volunteer Ambulance Service
Westport EMS	Scotland Fire Department
Willimantic Fire Department	Seymour Ambulance
Willington Fire Department	Sharon Fire Department Ambulance Squad
Wilton Volunteer Ambulance	Sherman Volunteer Fire Department
Windham Community Memorial Hospital	Sikorsky Aircraft Corporation
Windsor Locks Lions Club Ambulance	Simsbury Volunteer Ambulance Association
Windsor Volunteer Ambulance Inc., d/b/a Windsor EMS	Somers Fire Department Ambulance Division
Winsted Area Ambulance Association	Southbury Ambulance Association
Wolcott Volunteer Ambulance	Stafford Ambulance Association
	Stamford EMS Inc.
	Stonington Volunteer Ambulance Corps
	Stony Hill Volunteer Fire Company
	Storm Engine Company Ambulance & Rescue Corps
	Stratford EMS
	Submarine Base Fire Department
	Suffield Volunteer Ambulance Association
	Thomaston Volunteer Ambulance Corps, Inc.
	Tolland Fire Department
	Town of Coventry Fire/EMS
	Trinity Health of New England EMS
	Trumbull EMS
	UCONN Fire Department
	Valley EMS
	Vernon Fire Department
	Voluntown Volunteer Fire Company #1
	Wallingford Department of Fire Services
	Warren Volunteer Fire Company Inc.
	Washington Ambulance Association Inc.
	Waterford Ambulance Association
	West Hartford Fire Department
	West Haven Fire Department - Allingtown (City of West Haven 3rd District)
	West Redding Volunteer Fire Department District

Agencies providing ALS services	Agencies providing BLS services
	Company
	West Shore Fire District (City of West Haven - 2nd District)
	Westbrook Ambulance Association
	Westerly RI Ambulance
	Western CT Health Network Affiliates d/b/a Nuvance Health Ambulance
	Weston Volunteer EMS
	Westport EMS
	Wethersfield Volunteer Ambulance Association
	Willimantic Fire Department
	Willington Fire Department
	Wilton Volunteer Ambulance
	Windsor Locks Lions Club Ambulance
	Windsor Volunteer Ambulance Inc., d/b/a Windsor EMS
	Winsted Area Ambulance Association
	Wolcott Volunteer Ambulance
	Woodbury Ambulance Association
	Woodstock EMS/Woodstock Volunteer Fire Association

Table 2: Active Agencies with Incomplete Data, 2020

Incomplete Data Submitted
All agencies have submitted data

**Table 3: Average Response Times (in Minutes) – by Rural/Suburban/Urban Classification
– Unit Notified by Dispatch to Unit Arrived on Scene**

Note: Some cities and towns may appear more than once because they are listed with their town name, Town of, and City of.

Rural	Avg	Suburban	Avg	Urban	Avg
Andover	14	Avon	9	Ansonia	8
Ashford	17	Beacon Falls	13	Bridgeport	9
Bethany	15	Berlin	7	Bristol	13
Bethlehem	18	Bethel	7	City of Bridgeport	6
Brooklyn	16	Bloomfield	13	City of Bristol	9
Burlington	12	Branford	13	City of Danbury	9
Canaan	8	Brookfield	5	City of Hartford	6
Canterbury	19	Canton	7	City of Meriden	7
Chaplin	13	Cheshire	8	City of Milford	9
Chester	23	City of Groton	20	City of New Britain	9
Columbia	9	City of Middletown	8	City of New Haven	2
Cornwall	20	City of New London	23	City of Stamford	11
Deep River	15	City of Norwich	8	City of Waterbury	8
Durham	10	City of Shelton	45	City of West Haven	27
East Granby	10	City of Torrington	7	Danbury	25
East Haddam	12	Clinton	12	East Hartford	8
Eastford	26	Colchester	14	Fairfield	8
Easton	14	Coventry	10	Greenwich	6
Franklin	16	Cromwell	10	Hamden	10
Haddam	20	Darien	11	Hartford	8
Hampton	16	Derby	12	Manchester	7
Harwinton	11	East Hampton	16	Meriden	17
Hebron	14	East Haven	11	Milford	20
Kent	19	Ellington	11	New Britain	15
Killingworth	18	Enfield	9	New Haven	9
Lebanon	14	Essex	14	Norwalk	16
Litchfield	9	Farmington	8	Stamford	7
Middlebury	11	Glastonbury	10	Stratford	10
Middlefield	8	Granby	9	Town of Danbury	7
Morris	12	Groton	6	Town of East Hartford	8
Norfolk	0	Guilford	15	Town of Manchester	8
North Stonington	9	Killingly Center	14	Town of Milford	8
Old Lyme	0	Madison	9	Town of New Haven	12
Pomfret	12	Mansfield Center	30	Town of Stratford	13
Portland	10	Marlborough	33	Town of West	11

Rural	Avg	Suburban	Avg	Urban	Avg
				Hartford	
Putnam	10	Middletown	19	Town of West Haven	9
Redding	6	Monroe	16	Waterbury	9
Salem	13	Naugatuck	11	West Hartford	9
Salisbury	15	New Canaan	9	West Haven	11
Scotland	13	New London	5		
Sherman	9	New Milford	10		
Sterling	14	Newington	9		
Town of Andover	14	Newtown	25		
Town of Ashford	25	North Branford	16		
Town of Barkhamsted	17	North Haven	9		
Town of Bethlehem	15	Norwich	2		
Town of Bolton	11	Old Saybrook	17		
Town of Bozrah	9	Orange	9		
Town of Bridgewater	13	Oxford	13		
Town of Brooklyn	11	Plainfield	10		
Town of Burlington	14	Plainville	9		
Town of Canterbury	14	Plymouth	15		
Town of Colebrook	18	Prospect	13		
Town of Columbia	16	Ridgefield	17		
Town of Cornwall	18	Rocky Hill	12		
Town of Durham	15	Seymour	9		
Town of East Granby	13	Shelton	12		
Town of East Haddam	17	Simsbury	24		
Town of Goshen	13	Somers	21		
Town of Hampton	24	South Windsor	15		
Town of Harwinton	13	Southbury	11		
Town of Hebron	19	Southington	8		
Town of Kent	24	Stafford	14		
Town of Killingworth	6	Stonington	11		
Town of Lebanon	13	Suffield	21		
Town of Lisbon	10	Thompson	16		
Town of Litchfield	13	Tolland	12		
Town of Lyme	19	Torrington	24		
Town of Middlebury	12	Town of Avon	12		
Town of Morris	21	Town of Berlin	5		
Town of New Hartford	17	Town of Bethel	0		
Town of Norfolk	16	Town of Bloomfield	16		
Town of North Stonington	12	Town of Branford	10		
Town of Old Lyme	21	Town of Canton	0		

Rural	Avg	Suburban	Avg	Urban	Avg
Town of Preston	9	Town of Cheshire	8		
Town of Roxbury	19	Town of Clinton	0		
Town of Salem	19	Town of Colchester	19		
Town of Sharon	22	Town of Coventry	13		
Town of Sherman	18	Town of Cromwell	13		
Town of Voluntown	15	Town of East Haven	8		
Town of Warren	26	Town of East Lyme	7		
Town of Washington	20	Town of East Windsor	8		
Town of Woodbury	20	Town of Ellington	15		
Union	20	Town of Enfield	10		
Warren	24	Town of Farmington	4		
Washington	18	Town of Glastonbury	8		
Westbrook	29	Town of Granby	25		
Woodbridge	9	Town of Griswold	9		
Woodbury	20	Town of Groton	0		
Woodstock	12	Town of Guilford	14		
		Town of Ledyard	7		
		Town of Marlborough	25		
		Town of Middletown	2		
		Town of Naugatuck	13		
		Town of New London	29		
		Town of New Milford	9		
		Town of Newington	10		
		Town of Newtown	15		
		Town of North Branford	14		
		Town of North Haven	8		
		Town of Norwich	7		
		Town of Orange	0		
		Town of Plainfield	19		
		Town of Plainville	8		
		Town of Rocky Hill	7		
		Town of Simsbury	26		
		Town of Somers	11		
		Town of South Windsor	7		
		Town of Southbury	19		
		Town of Southington	20		
		Town of Stafford	16		
		Town of Stonington	9		
		Town of Suffield	12		

Rural	Avg	Suburban	Avg	Urban	Avg
		Town of Tolland	13		
		Town of Vernon	14		
		Town of Wallingford	14		
		Town of Waterford	14		
		Town of Watertown	16		
		Town of Wethersfield	6		
		Town of Willington	21		
		Town of Windham	21		
		Town of Windsor	13		
		Town of Windsor Locks	10		
		Town of Wolcott	5		
		Trumbull	12		
		Vernon	9		
		Wallingford	13		
		Waterford	7		
		Watertown	12		
		Weston	18		
		Westport	17		
		Wethersfield	7		
		Willimantic	7		
		Wilton	8		
		Windham	9		
		Windsor	21		
		Windsor Locks	4		
		Wolcott	39		

Figure 1: EMS Calls by Level of Care

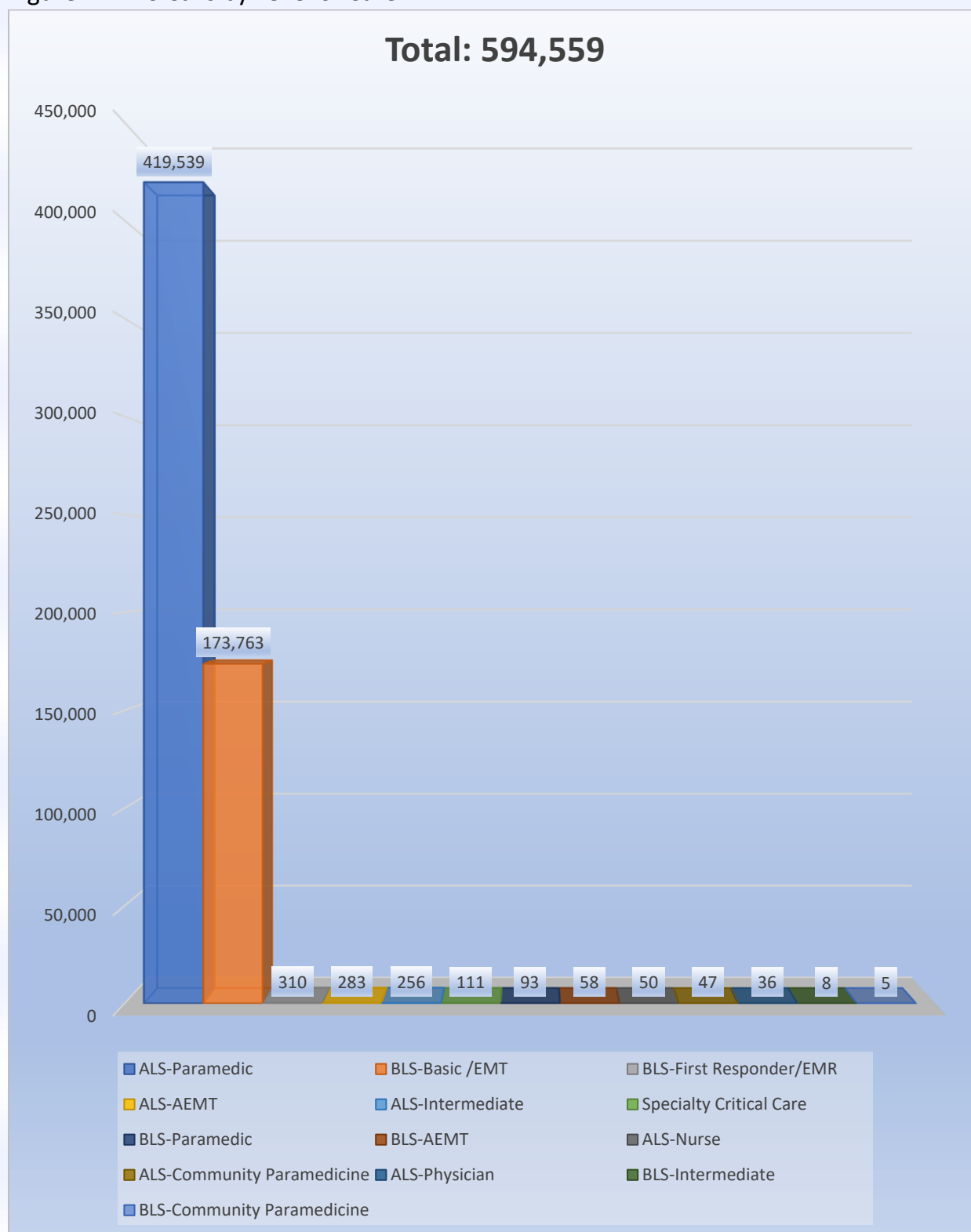


Figure 2: Refused Calls per Month



Figure 3: Mutual Aid Calls per Month

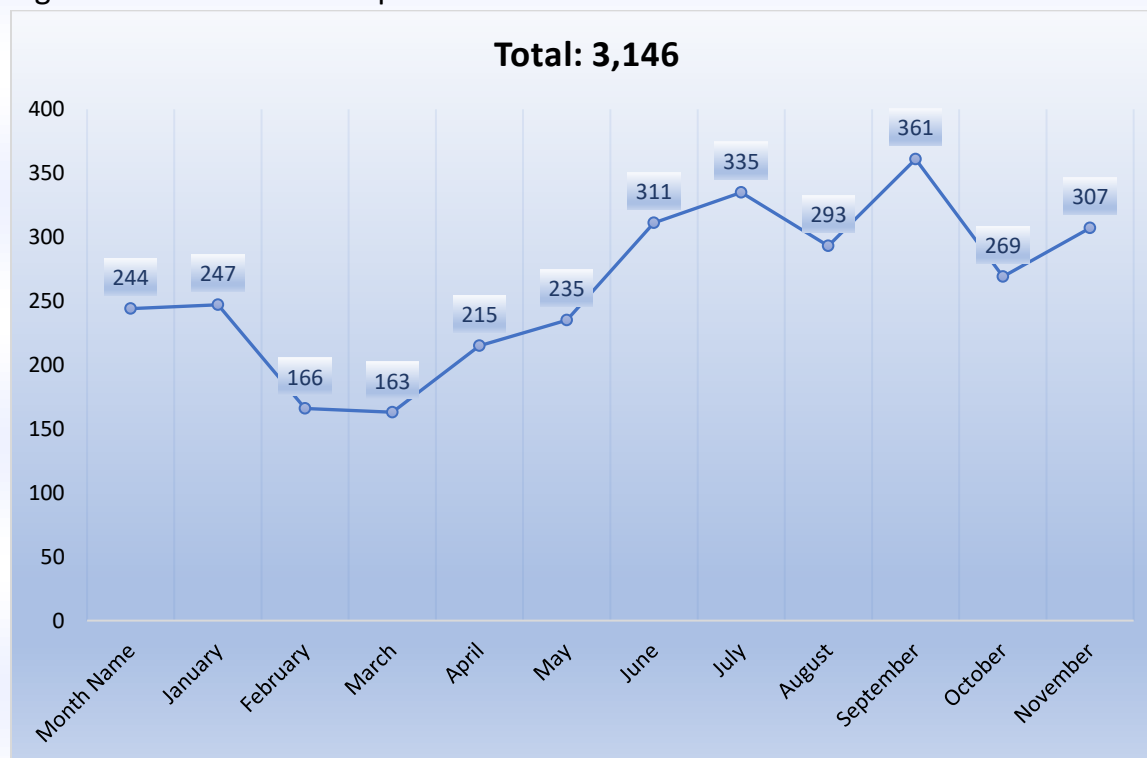


Figure 4: Type of Service Requested

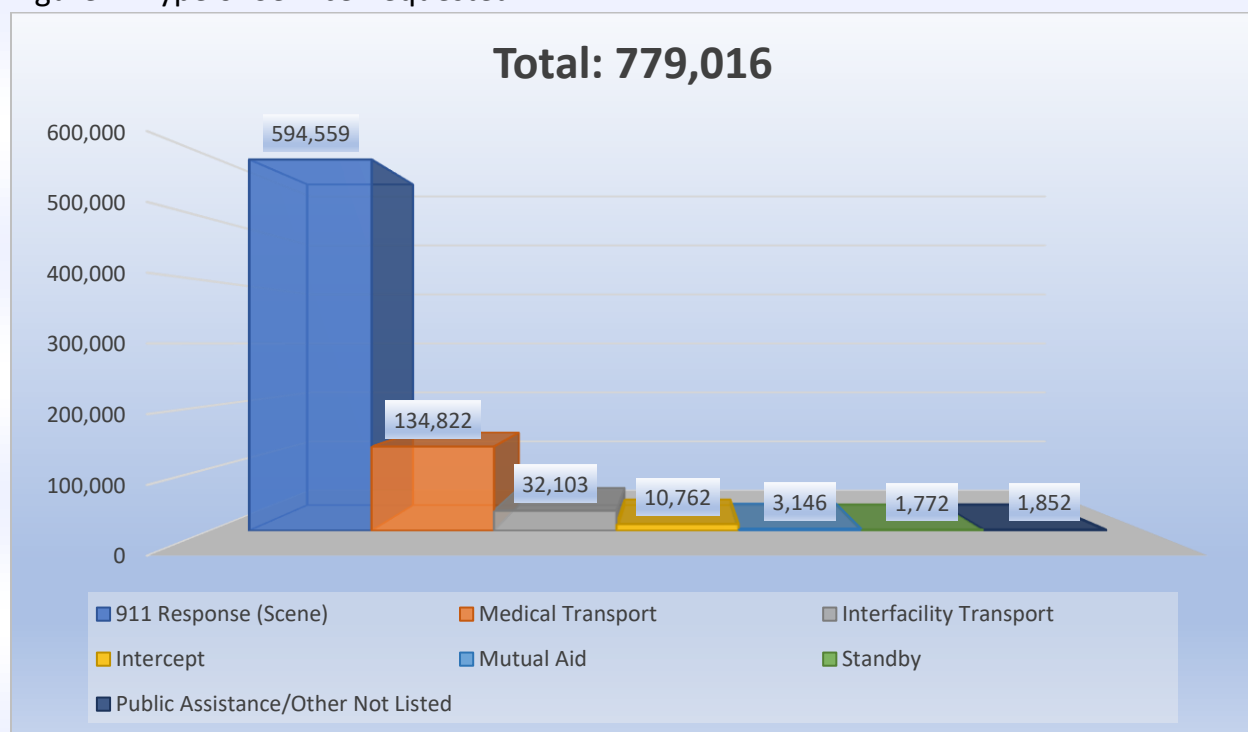


Figure 5: Average Times per Phase of Call, in Minutes

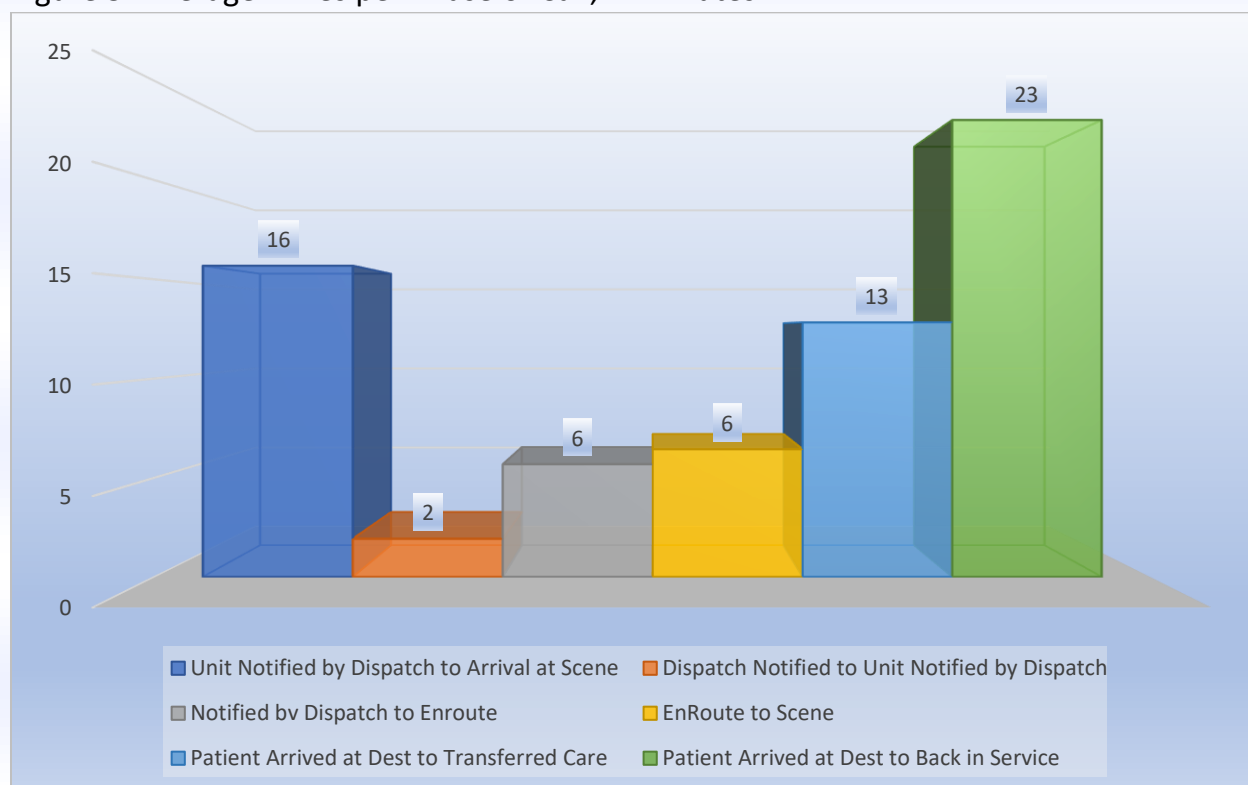


Figure 6: Patient Age

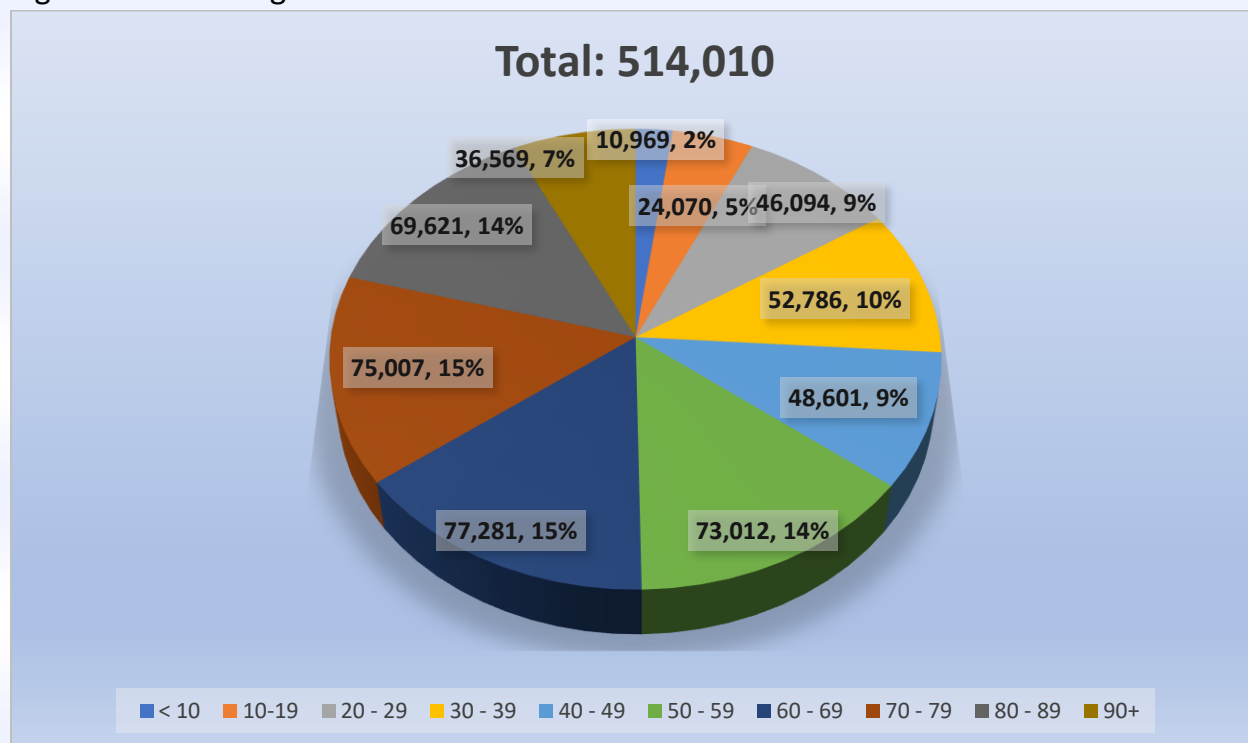


Figure 7: Patient Gender

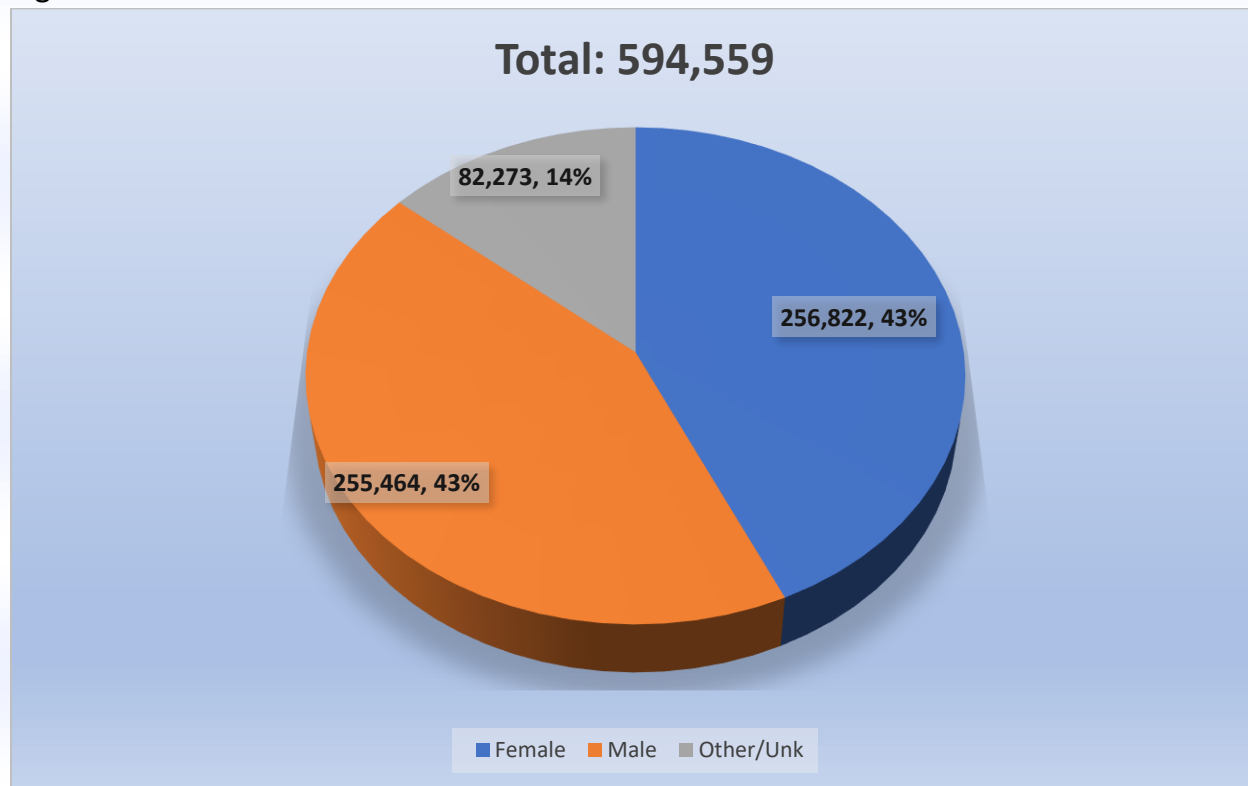


Figure 8: Calls per Month

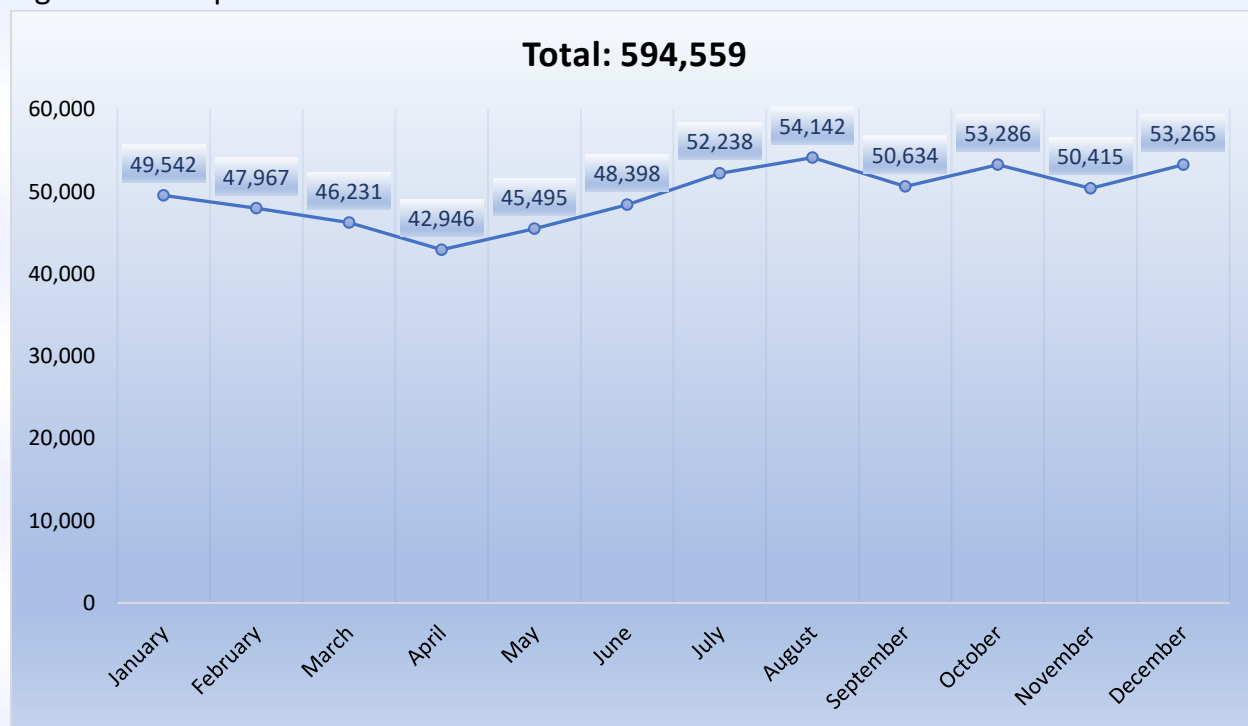


Figure 9: Patient Disposition

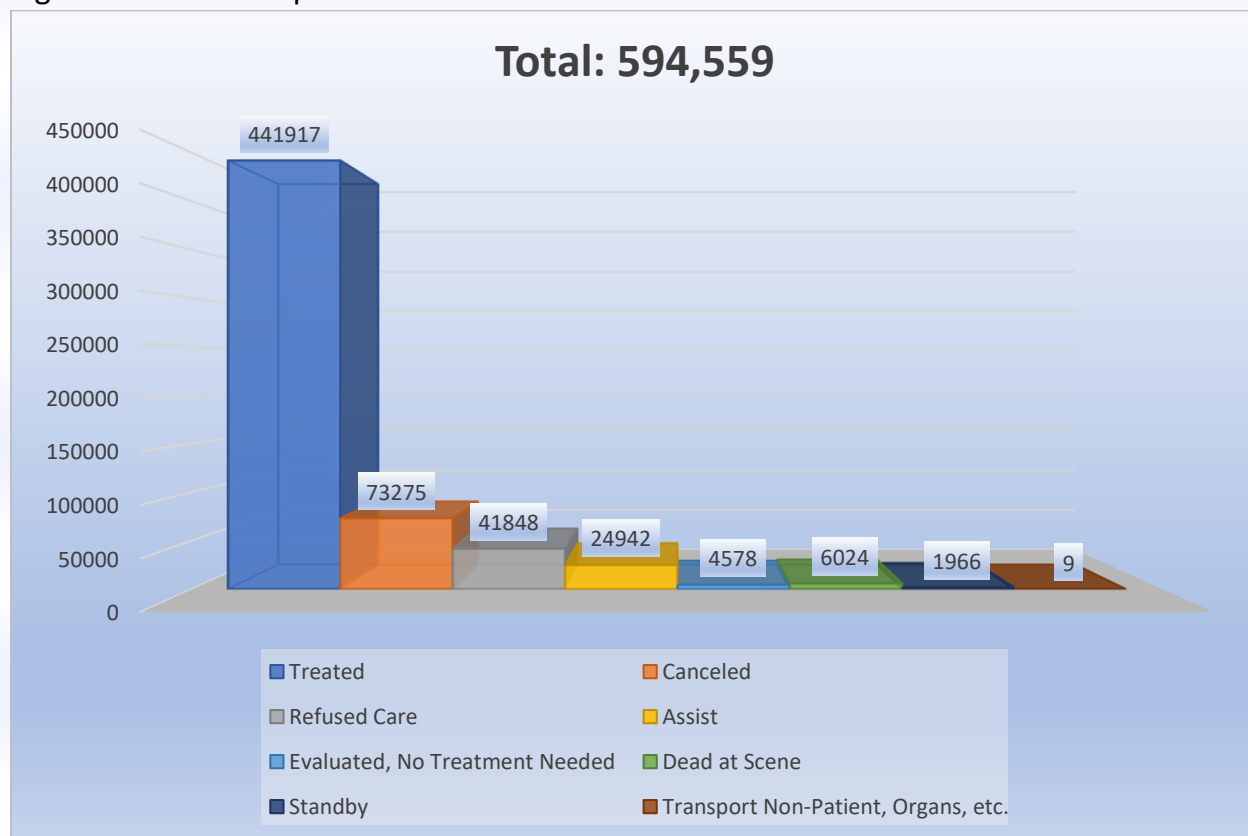


Figure 10: Primary Role of Unit

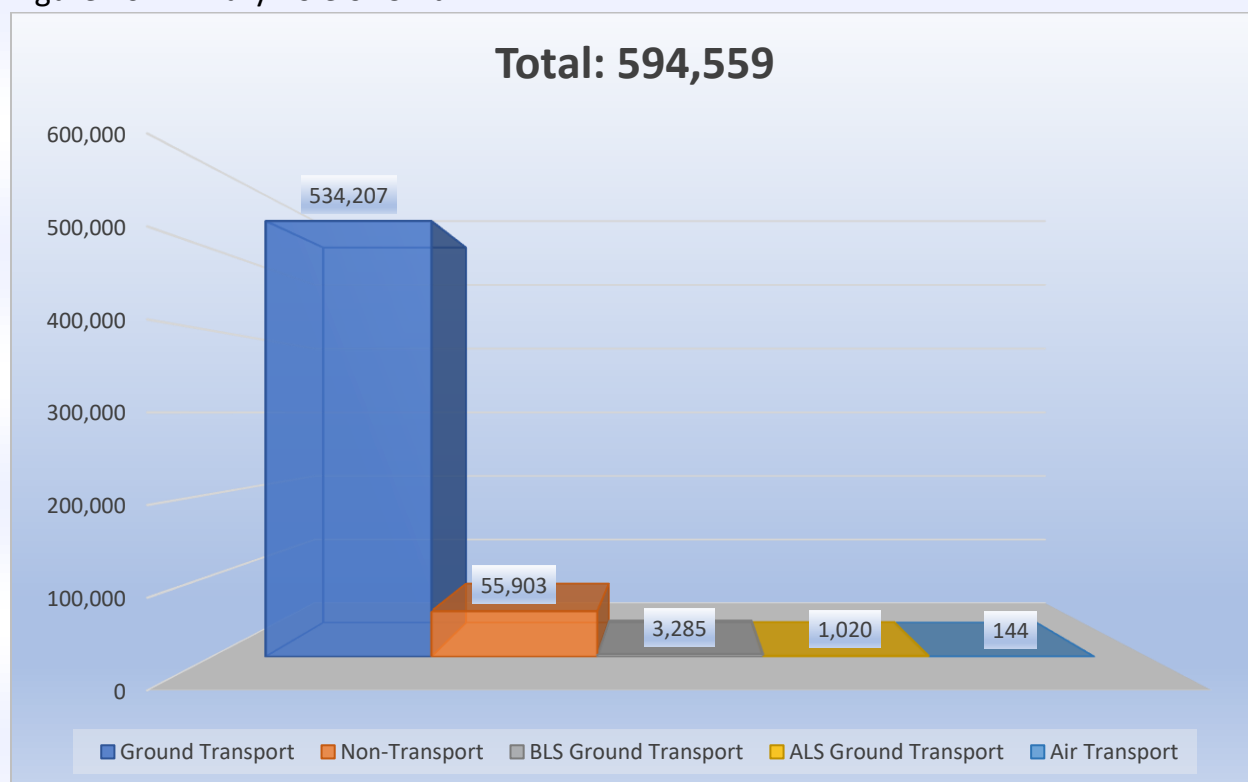


Figure 11: Response Mode to Scene

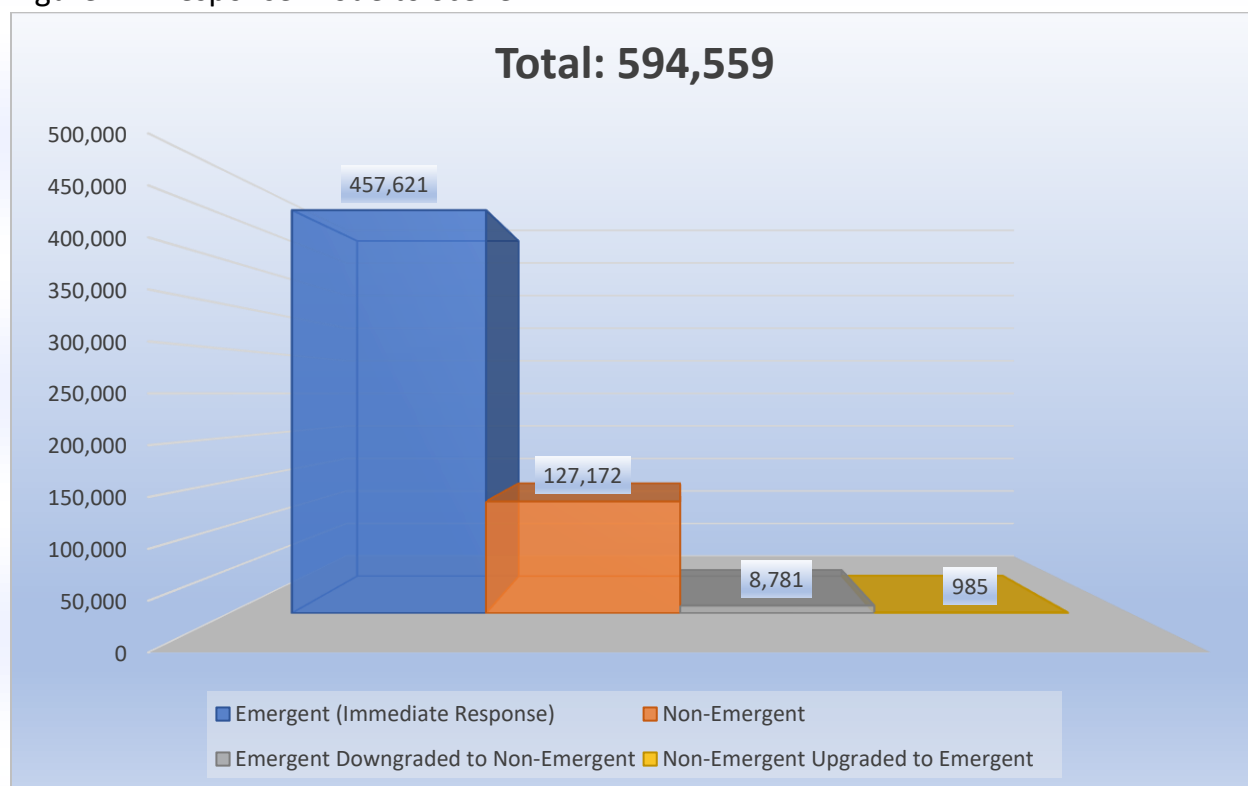


Figure 12: Additional Response Mode Descriptors, Primary Mode

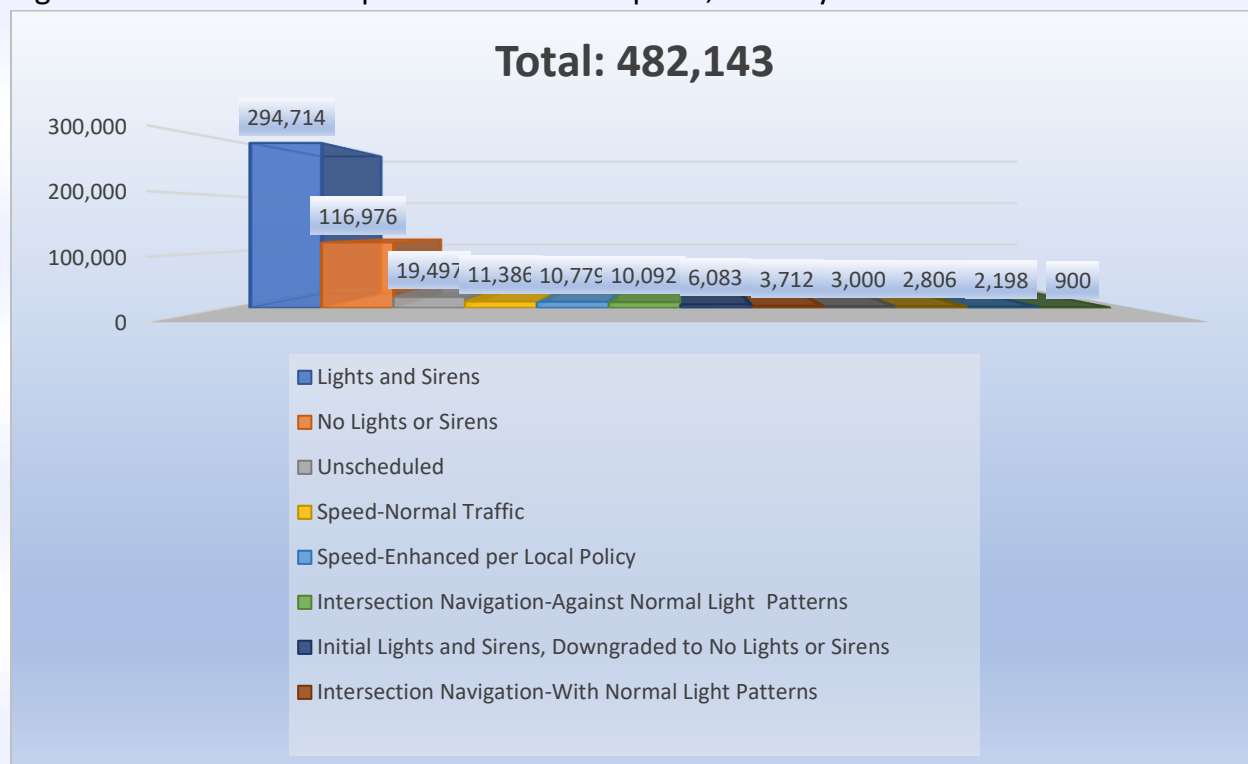


Figure 13: Scene Incident Location Category

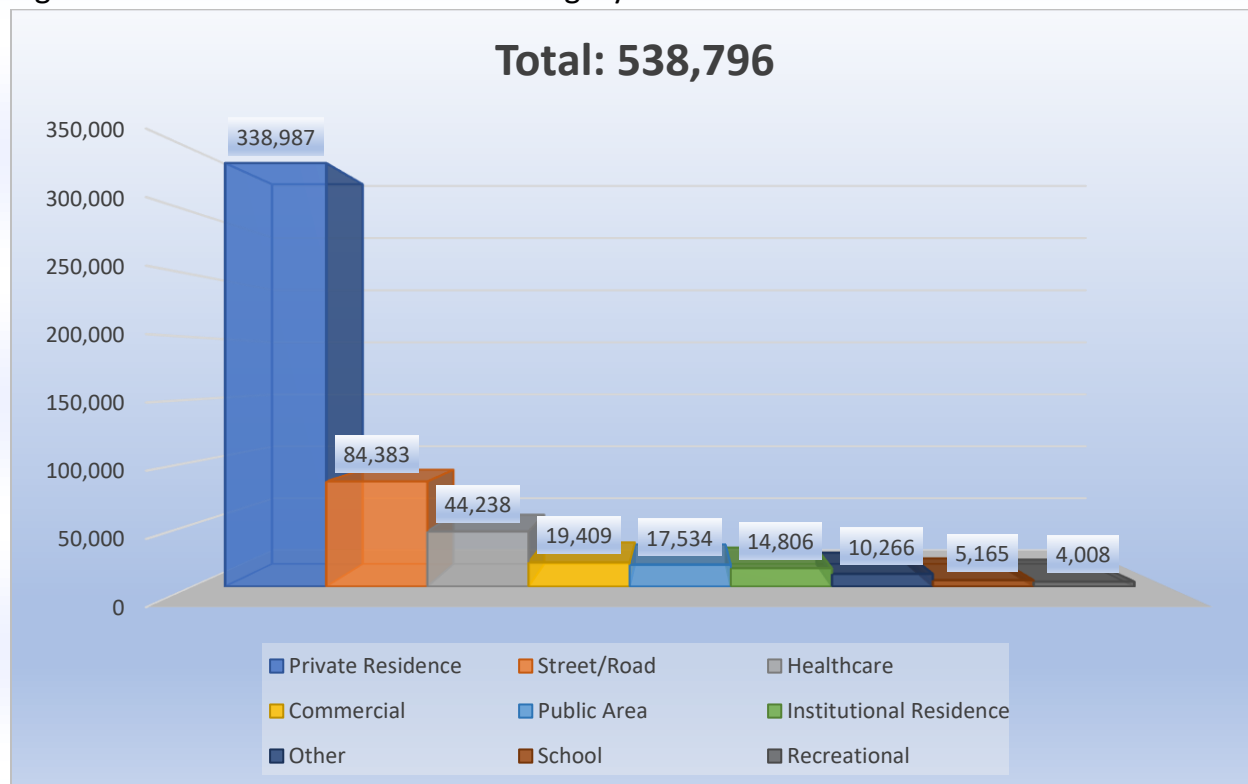


Figure 14: Disposition Destination Type

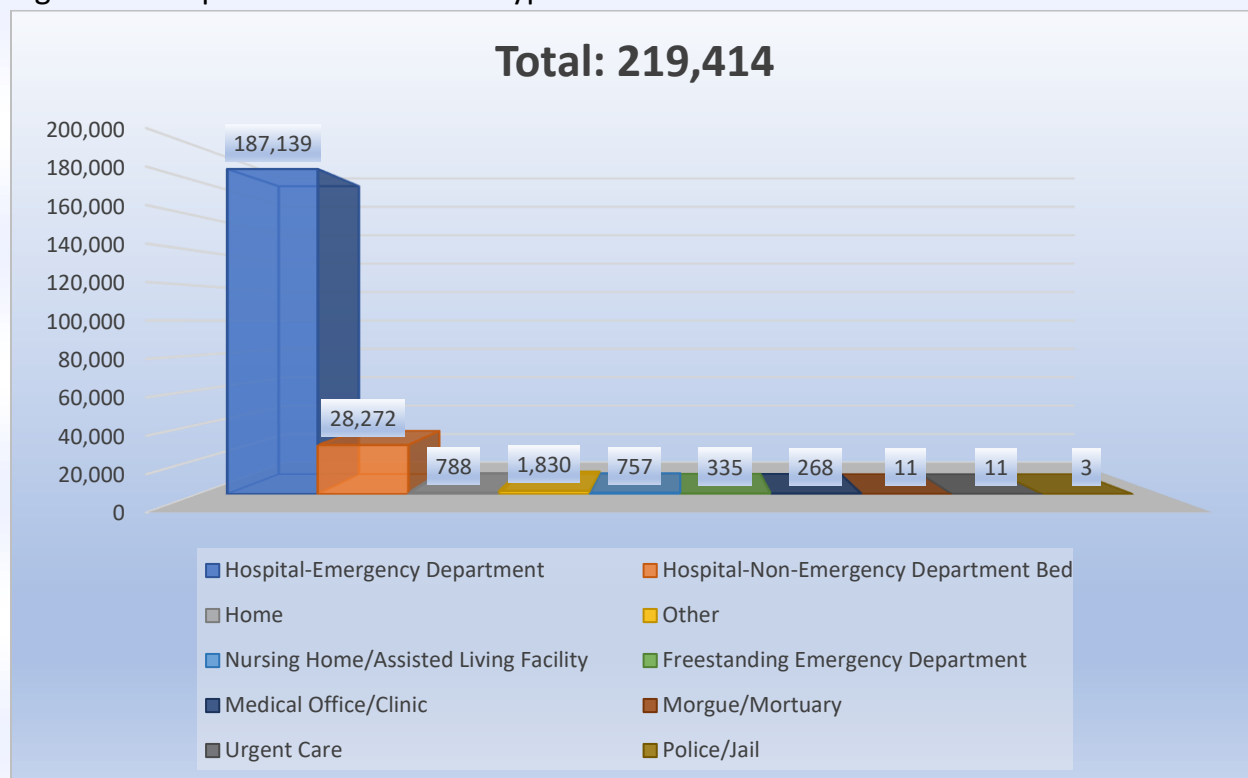


Figure 15: Barriers to Patient Care

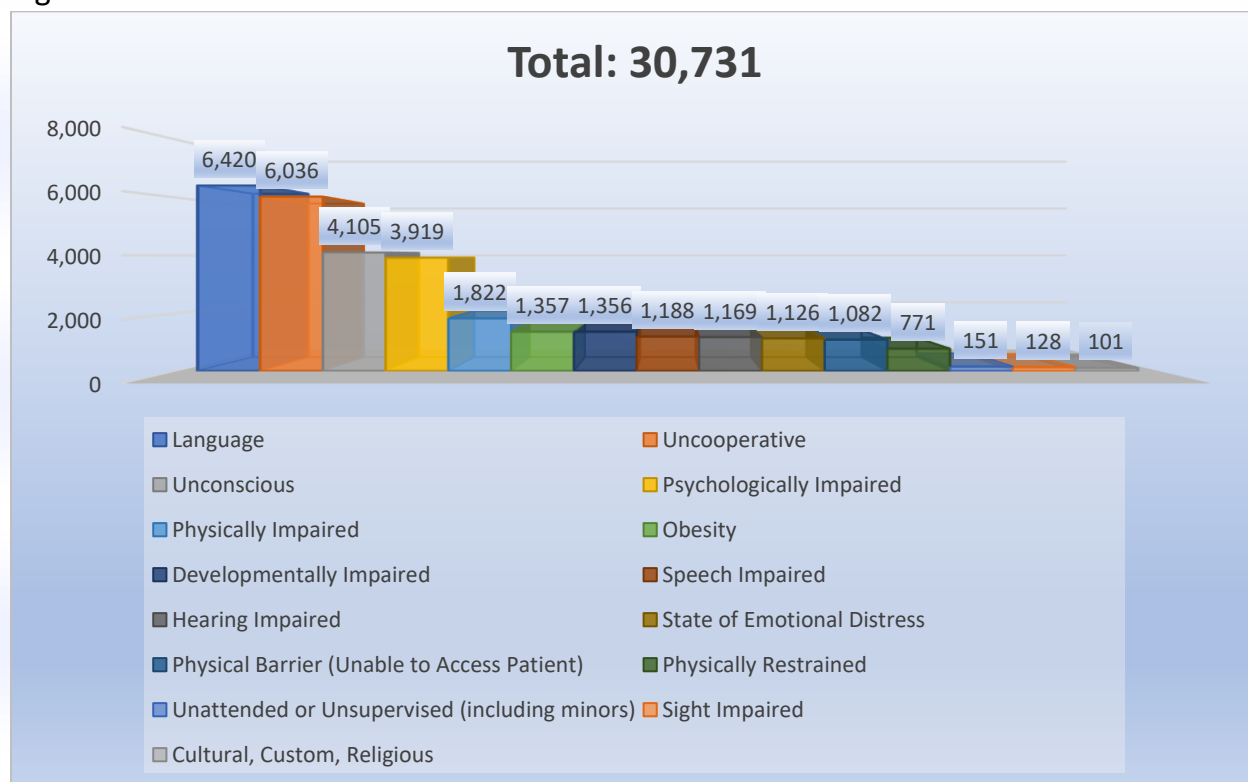


Figure 16: Payment CMS Service Levels

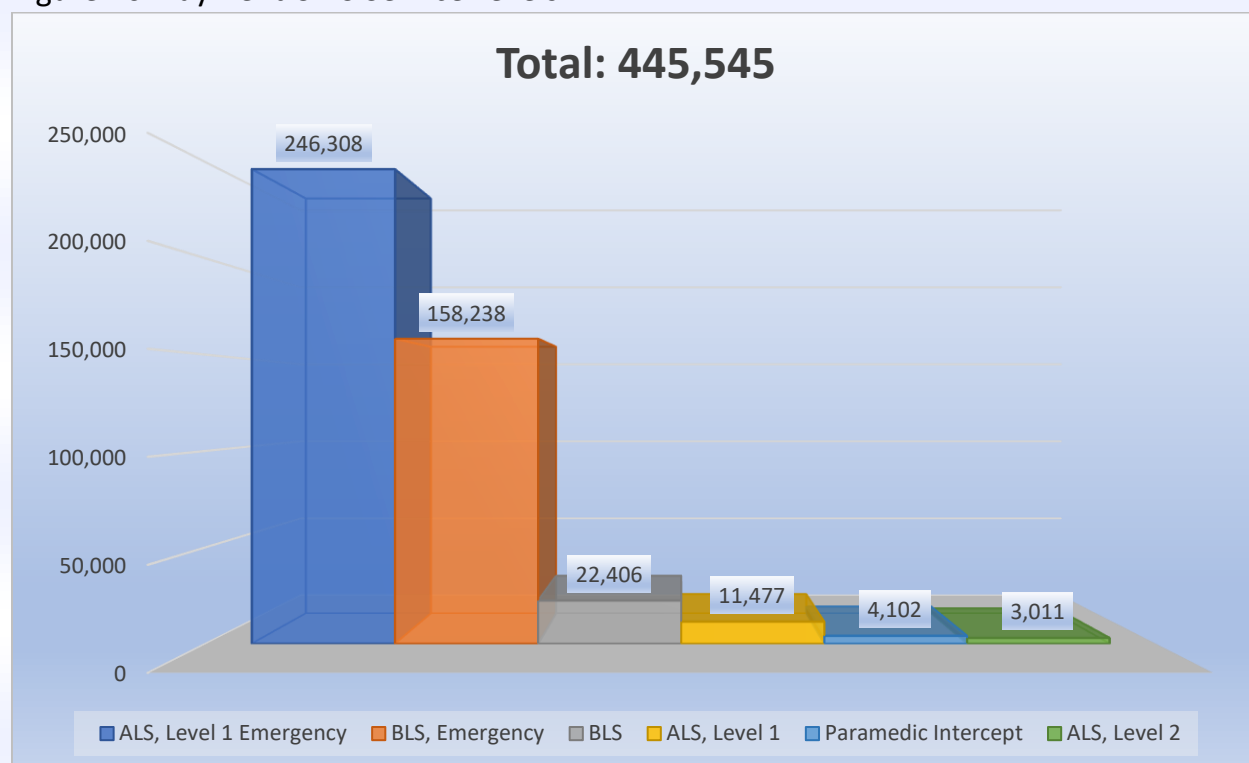
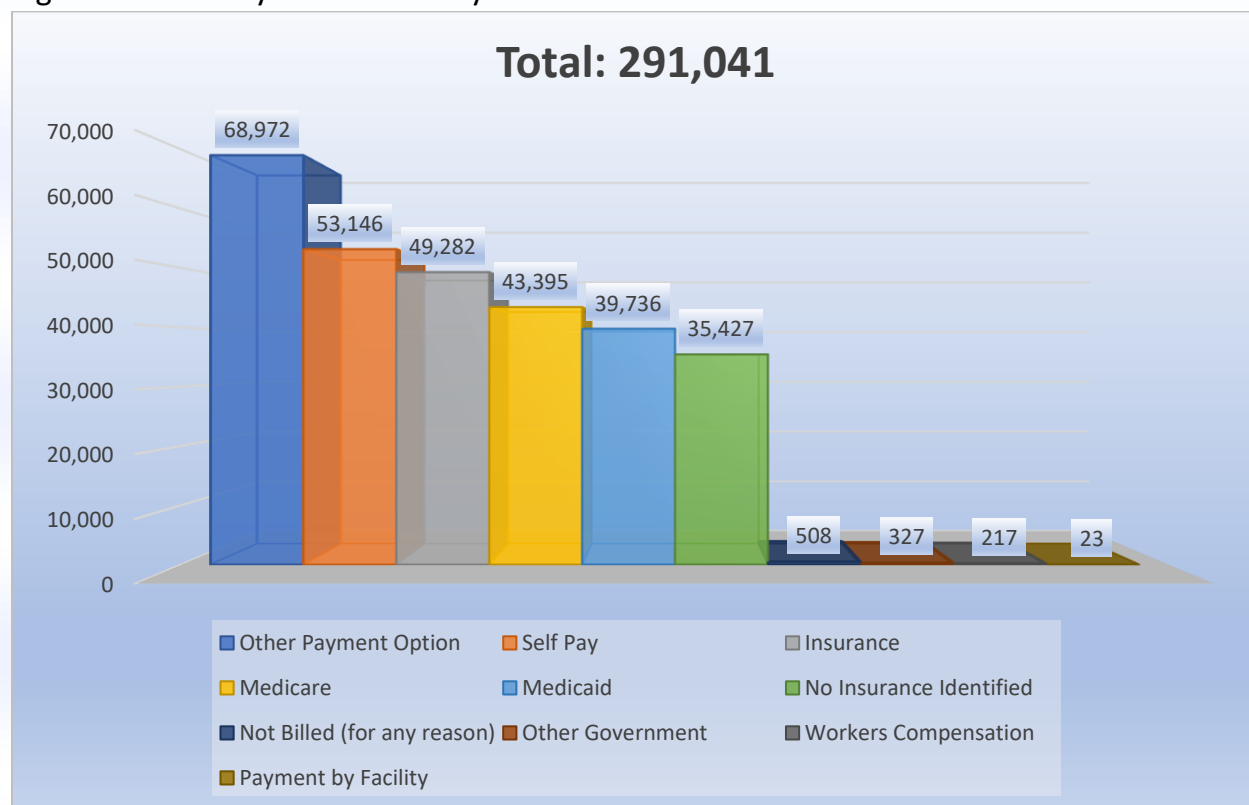


Figure 17: Primary Method of Payment



Delay Data

Figure 18: Scene Delay Types

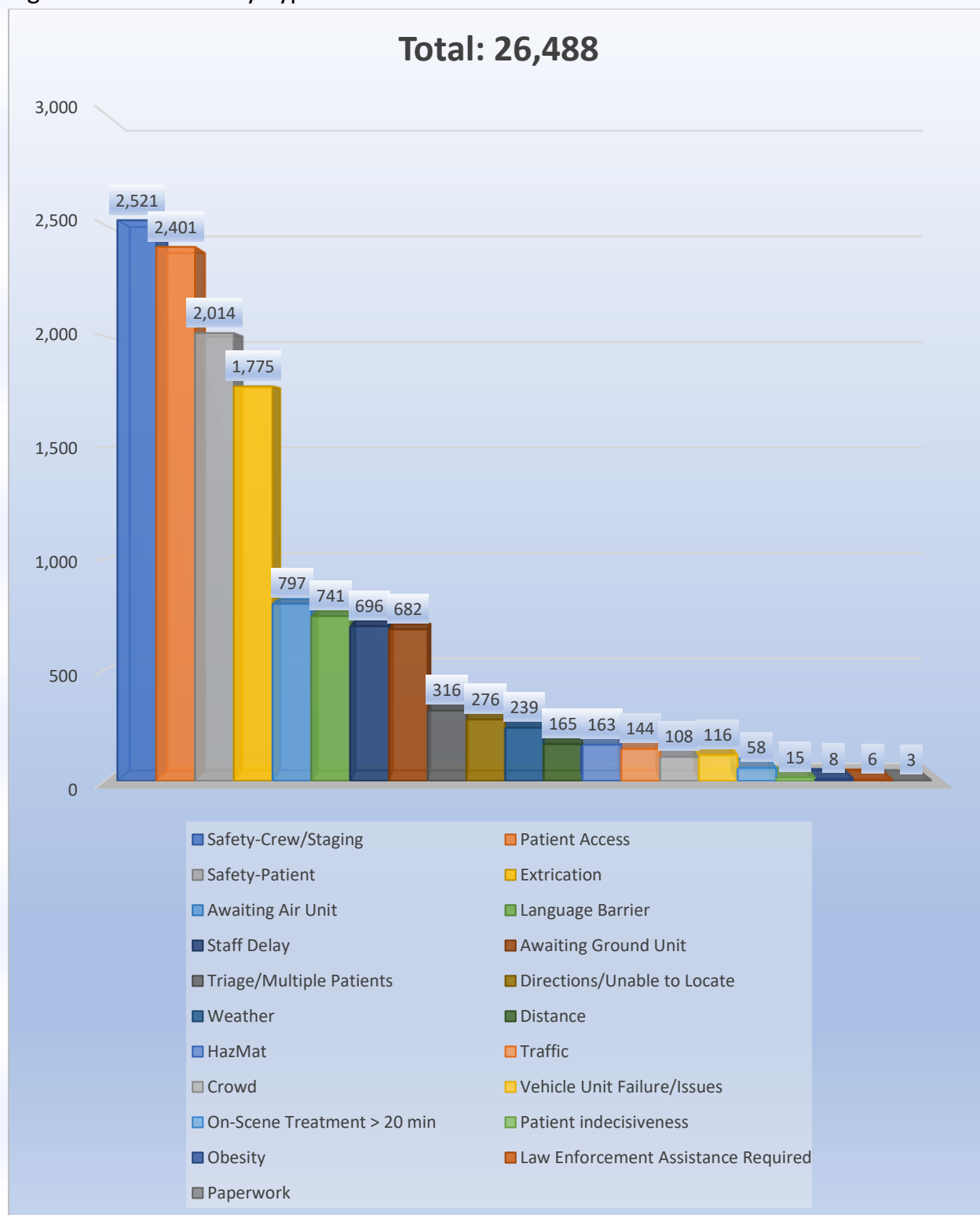


Figure 19: Transport Delay Types

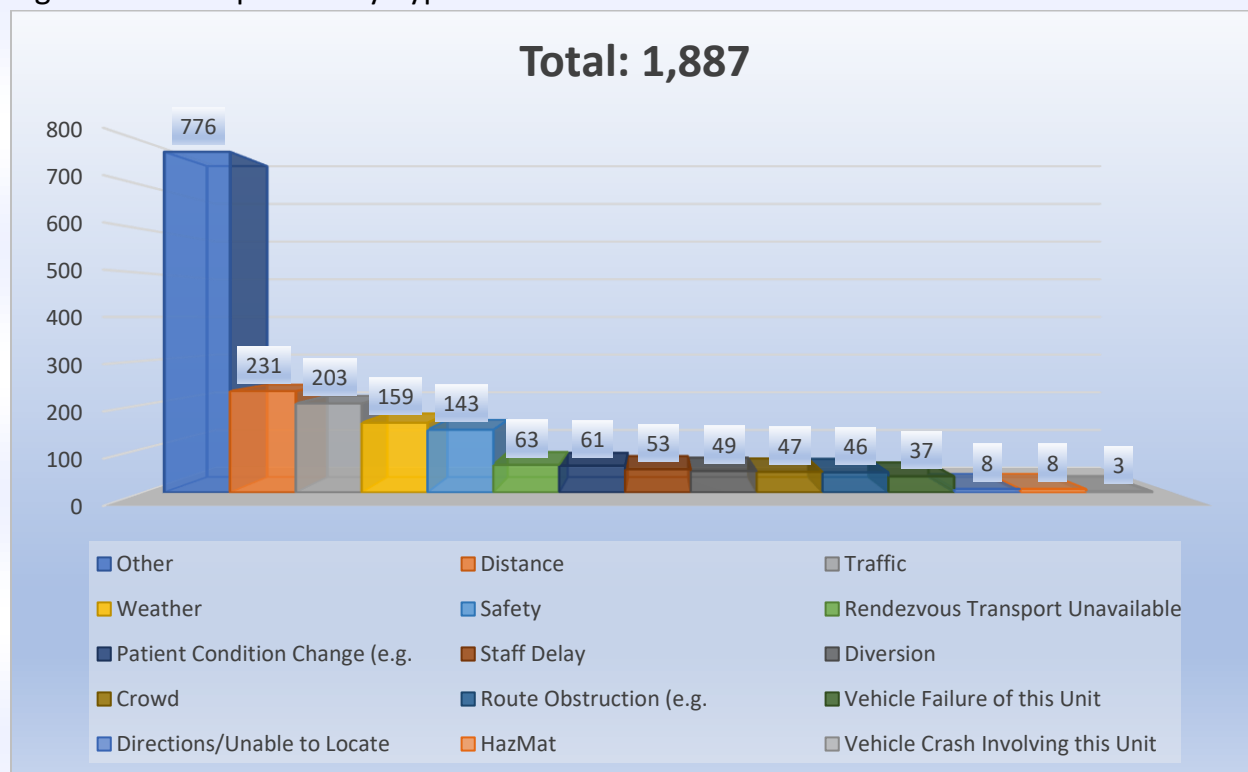
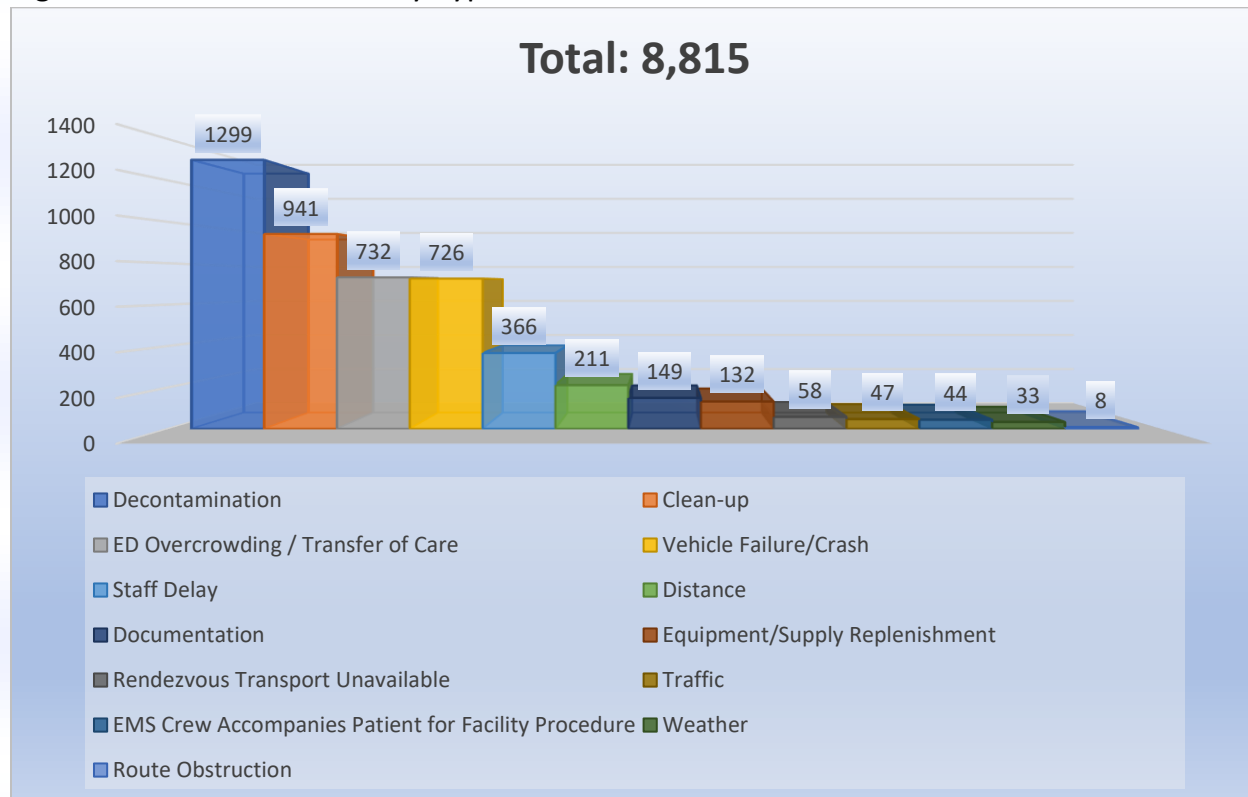


Figure 20: Turn-Around Delay Types



Injury Data

Figure 21: Possible Injury?

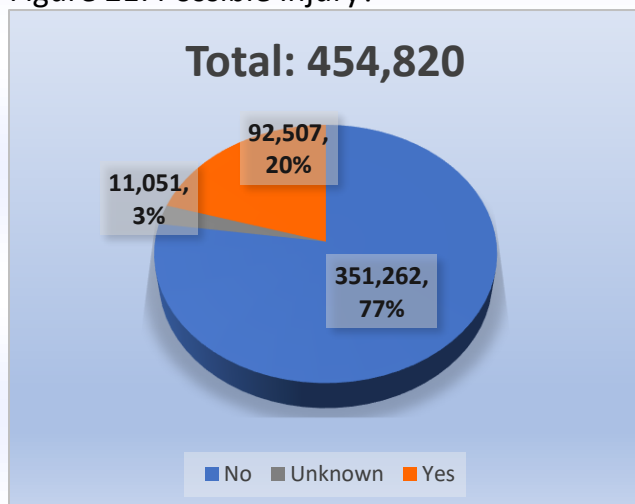


Figure 22: Work Related Illness?

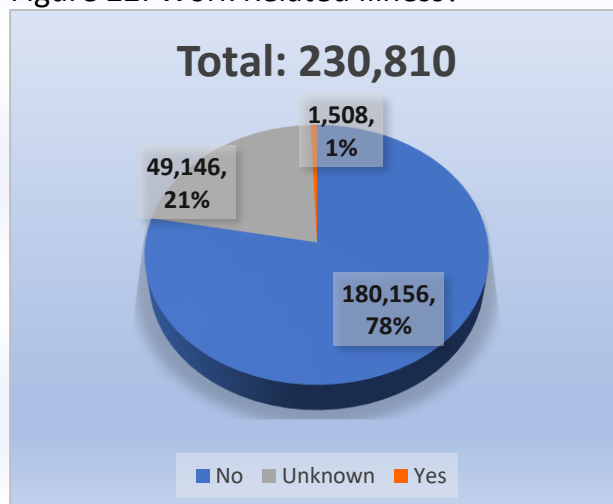


Figure 23: Initial Patient Acuity

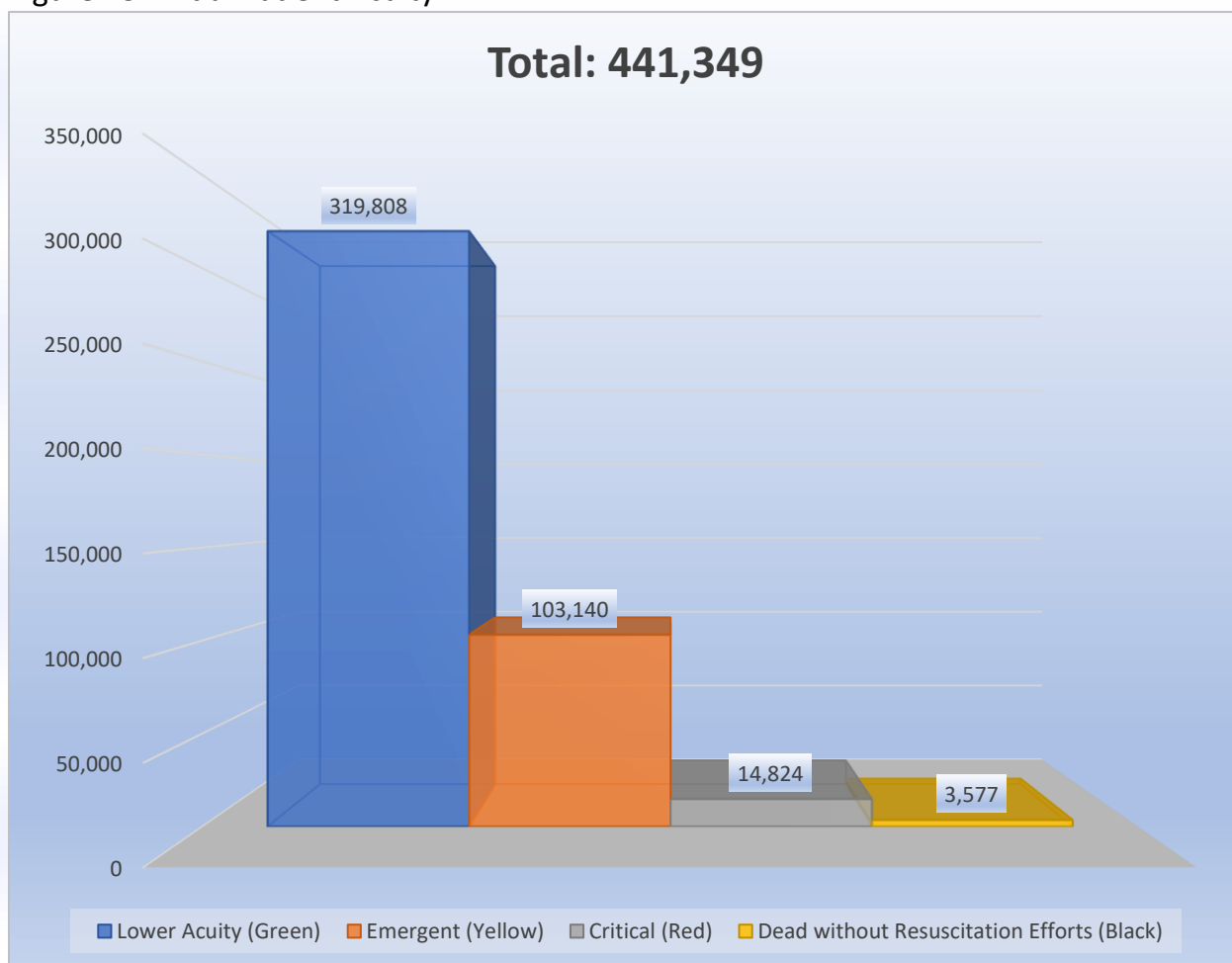


Figure 24: Reported Calls of Adult Injury

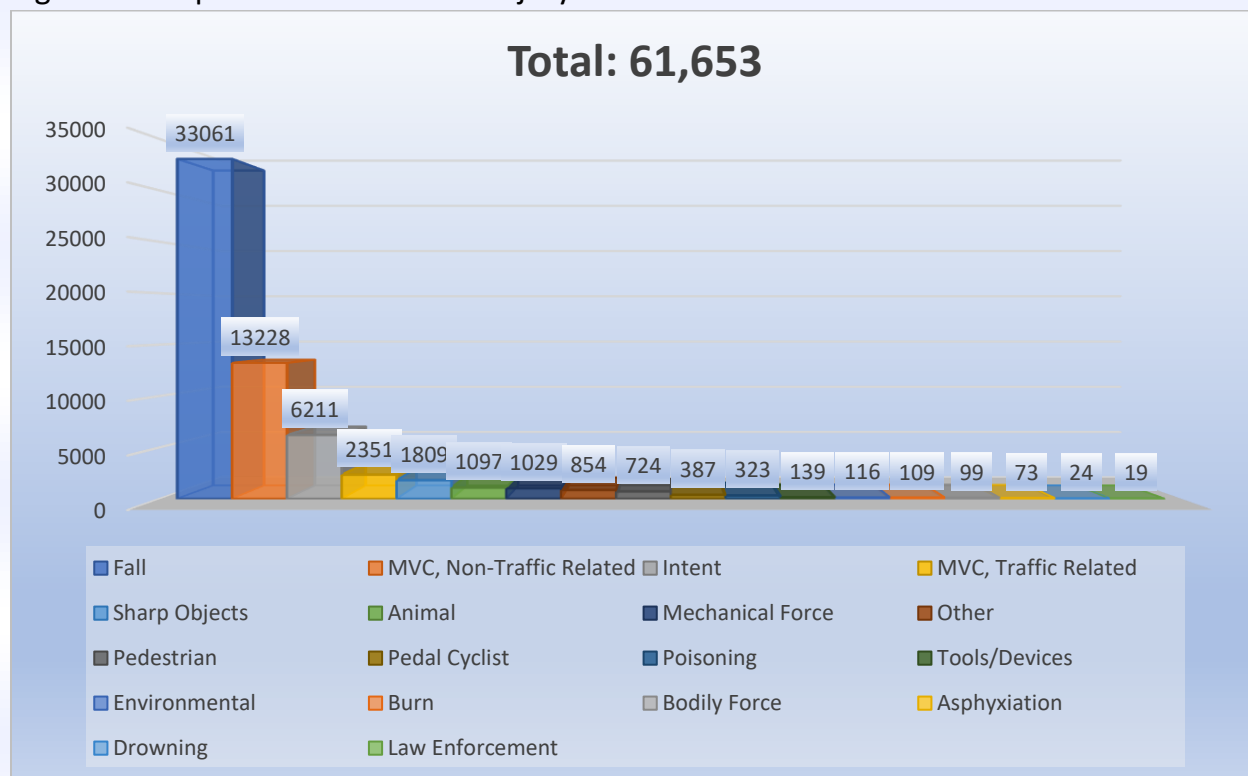


Figure 25: Reported Calls of Pediatric Injury

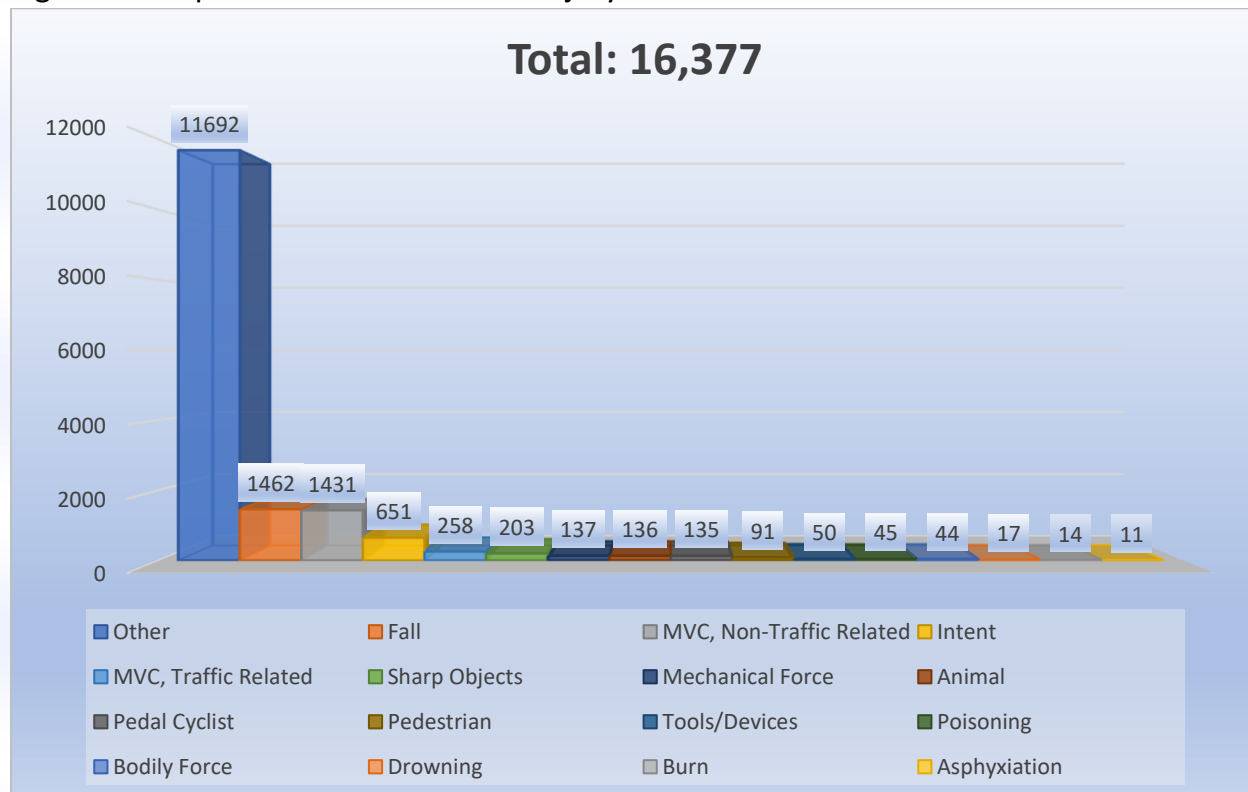


Figure 26: Mechanism of Injury

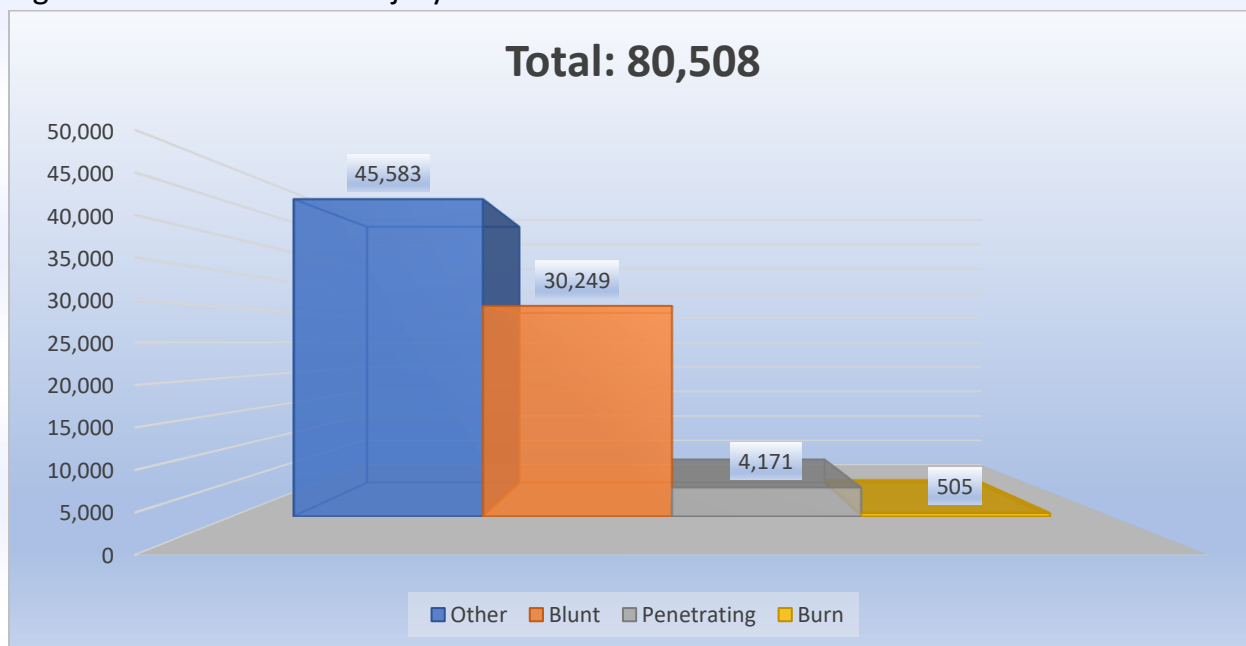


Figure 27: Trauma Center Criteria

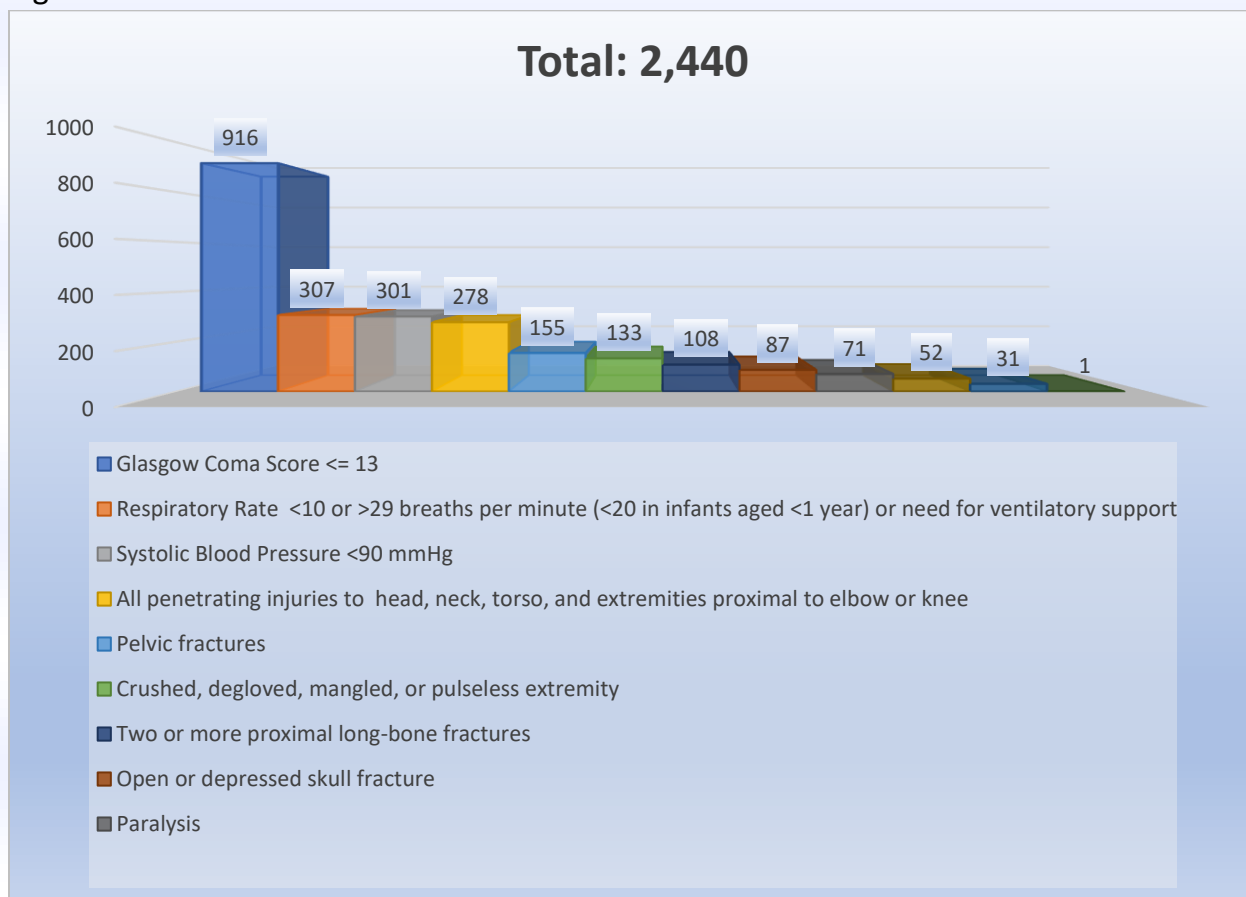


Figure 28: Falls by Age

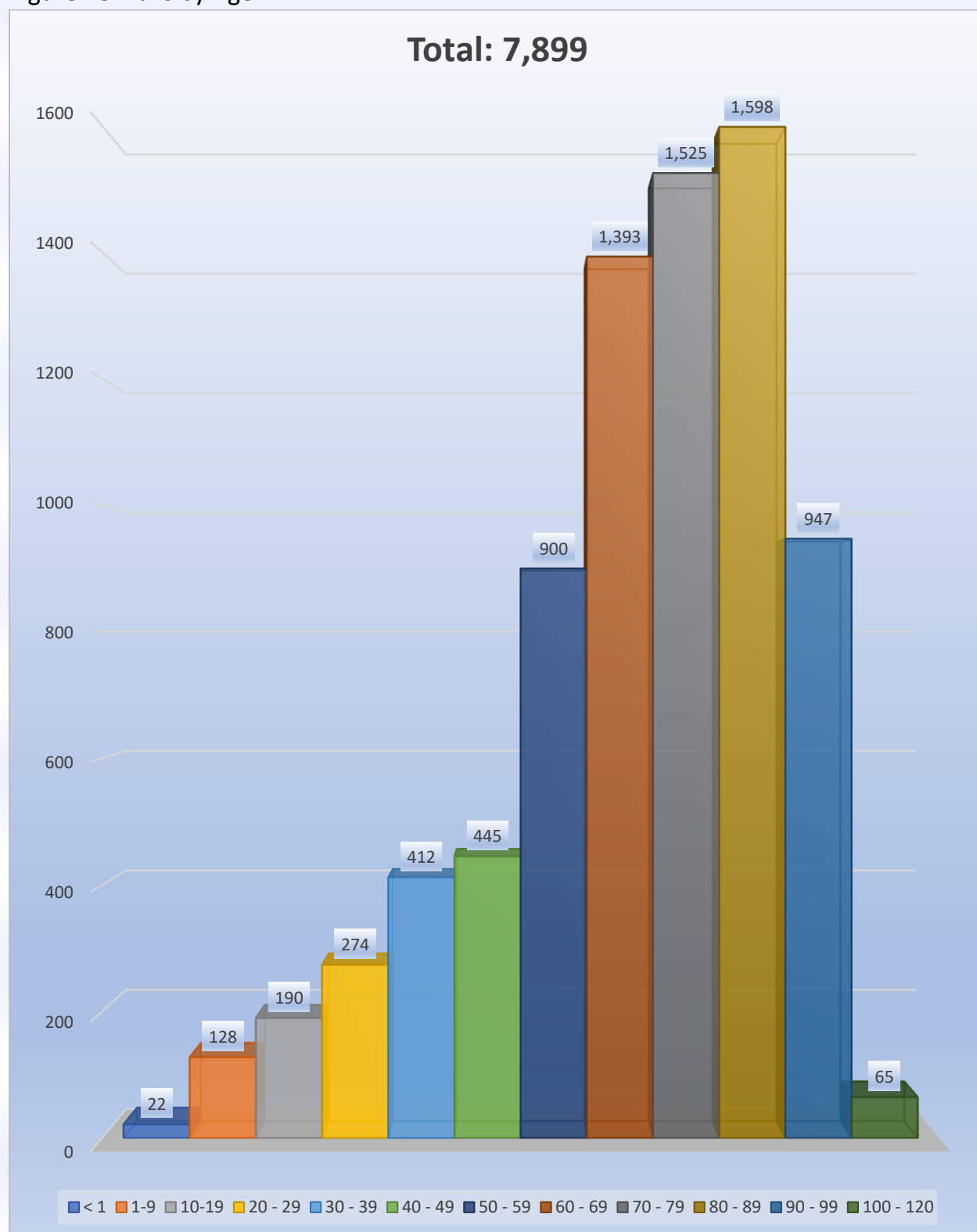


Figure 29: Falls at Age 45 and Older by Location

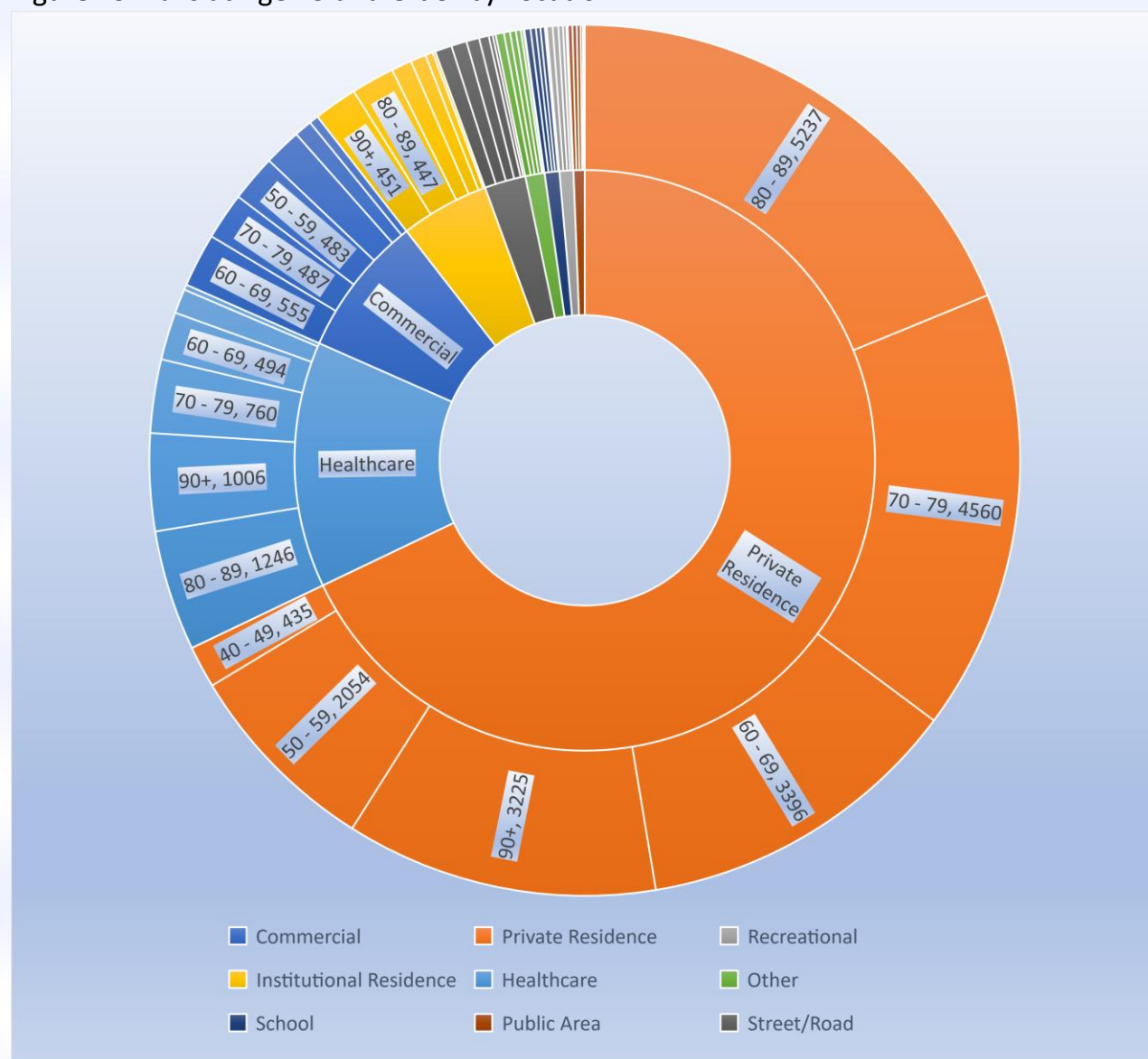
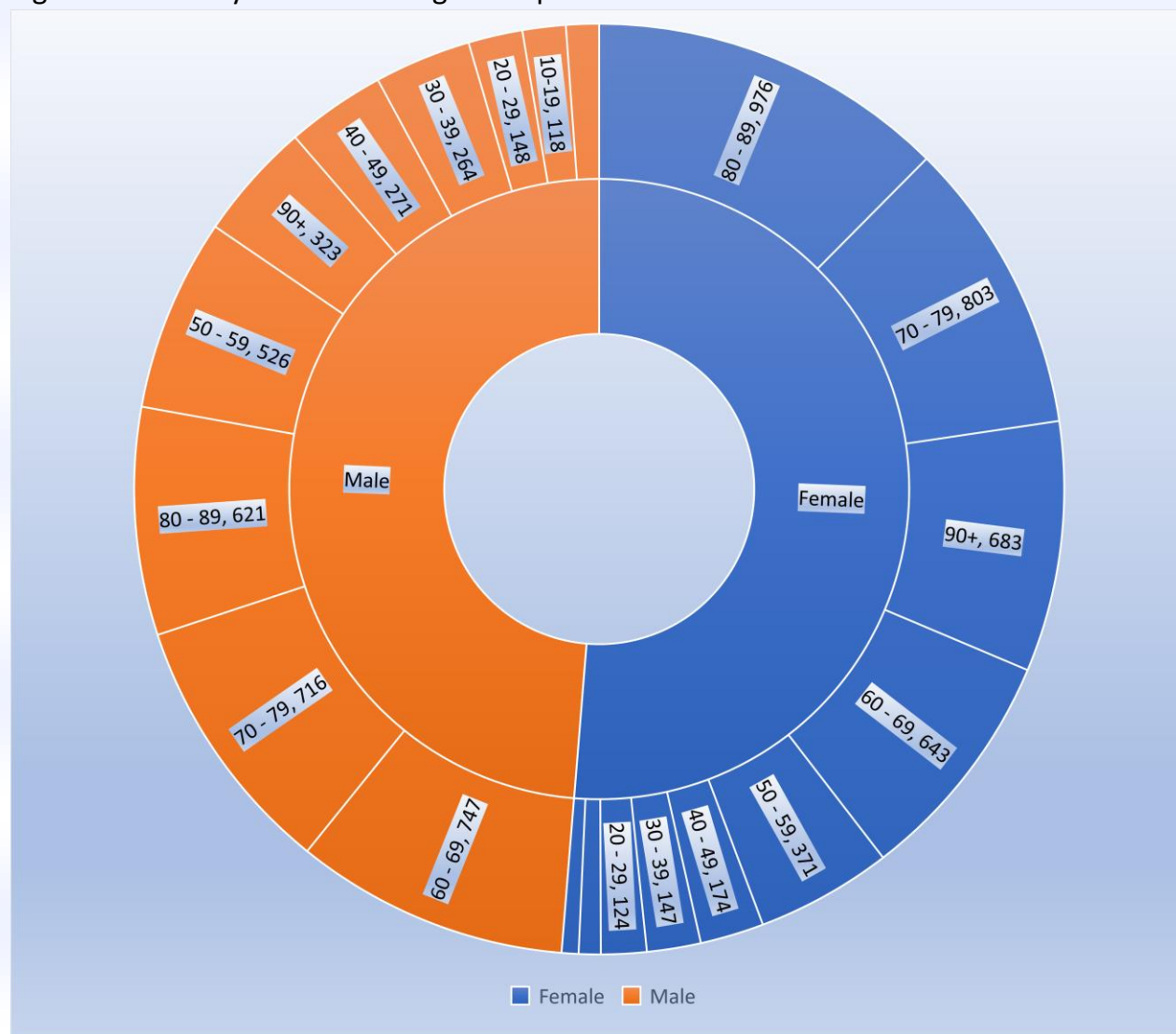


Figure 30: Falls by Gender and Age Group



Female		Male	
Age Group	# of Calls	Age Group	# of Calls
<10	60	<10	90
10-19	46	10-19	118
20 - 29	124	20 - 29	148
30 - 39	147	30 - 39	264
40 - 49	174	40 - 49	271
50 - 59	371	50 - 59	526
60 - 69	643	60 - 69	747
70 - 79	803	70 - 79	716
80 - 89	976	80 - 89	621
90+	683	90+	323

Vehicle Related Injuries

Figure 31: Vehicle, Pedestrian or Other Injury Risk Factors

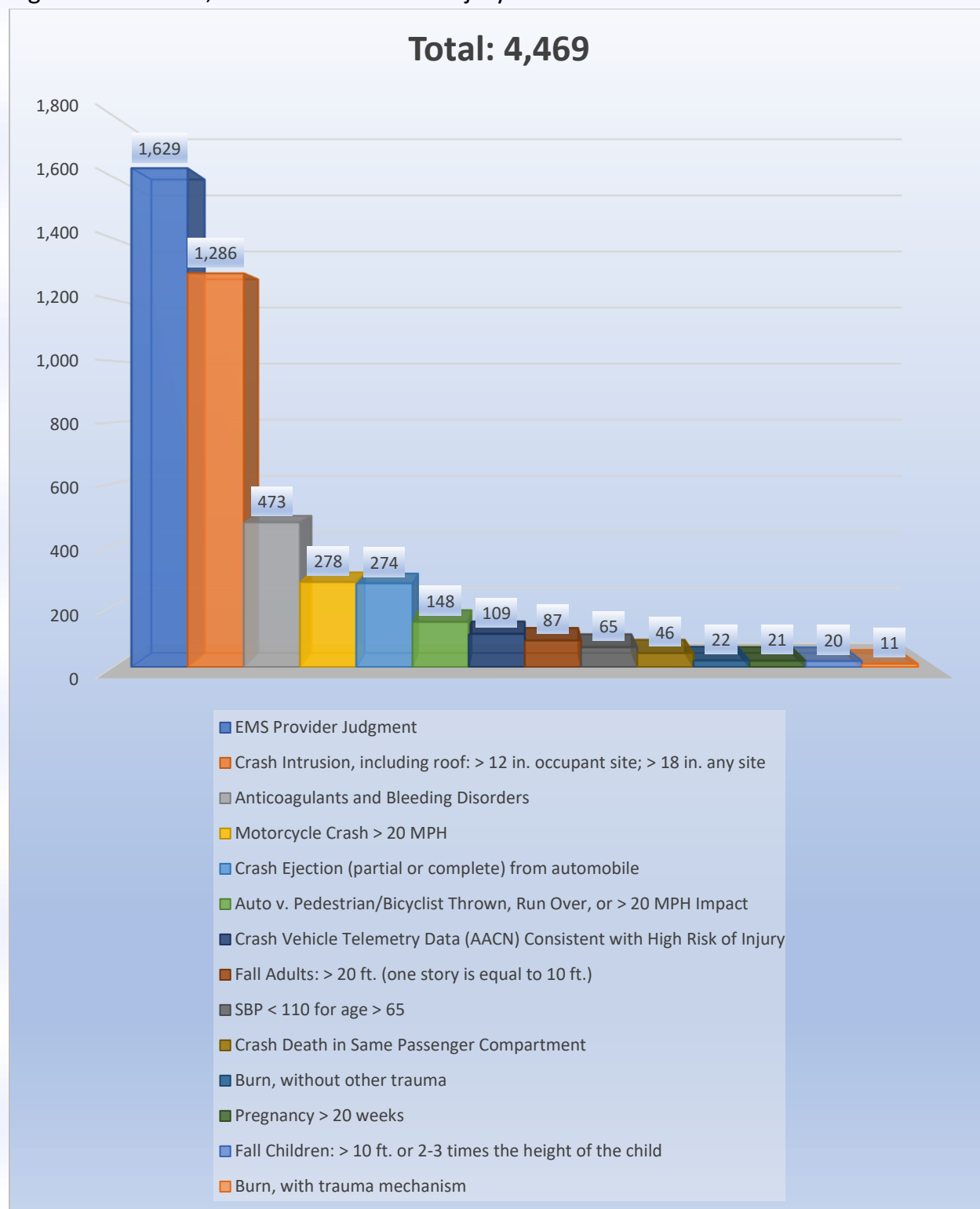


Figure 32: Age and Gender Vehicle Related Injuries

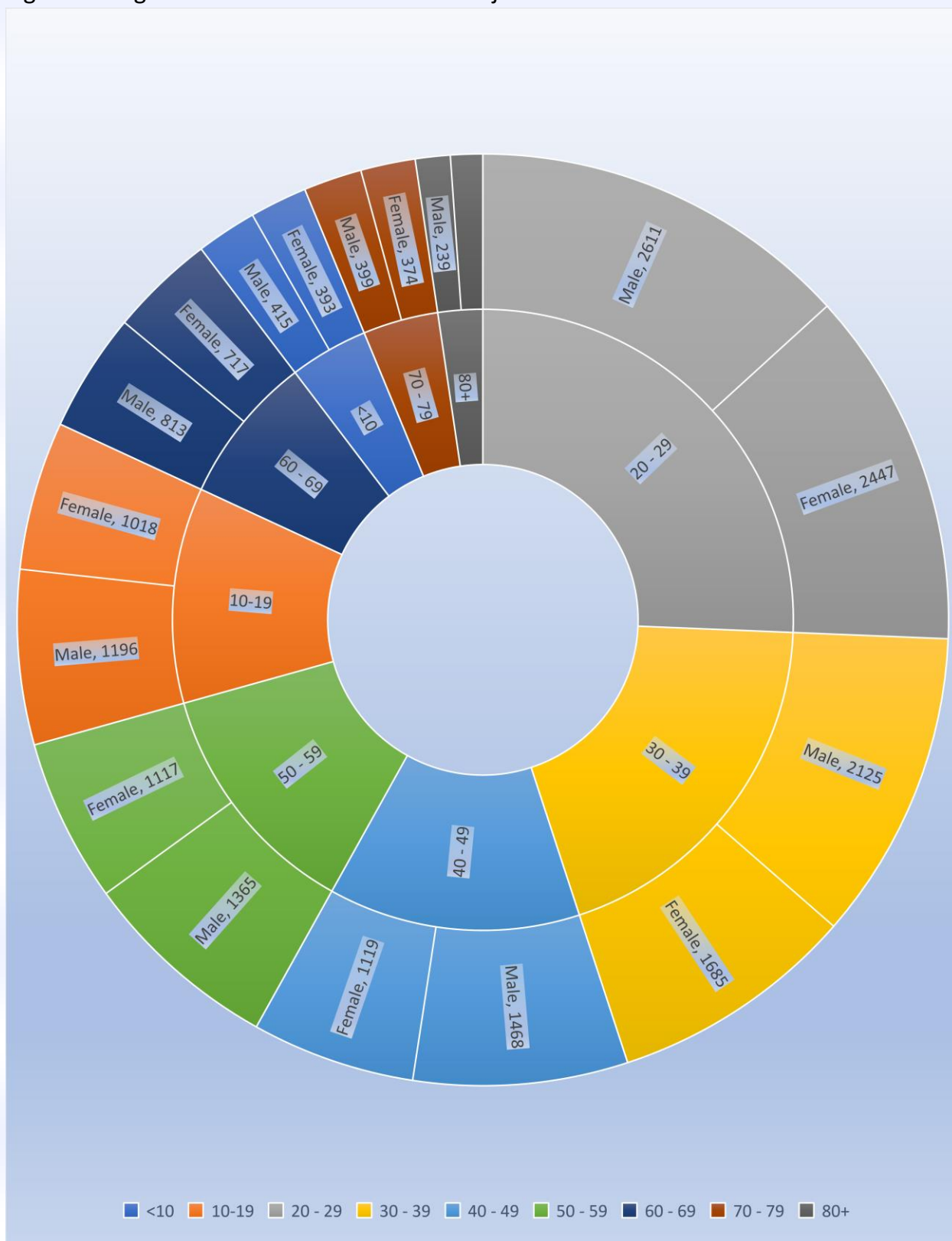


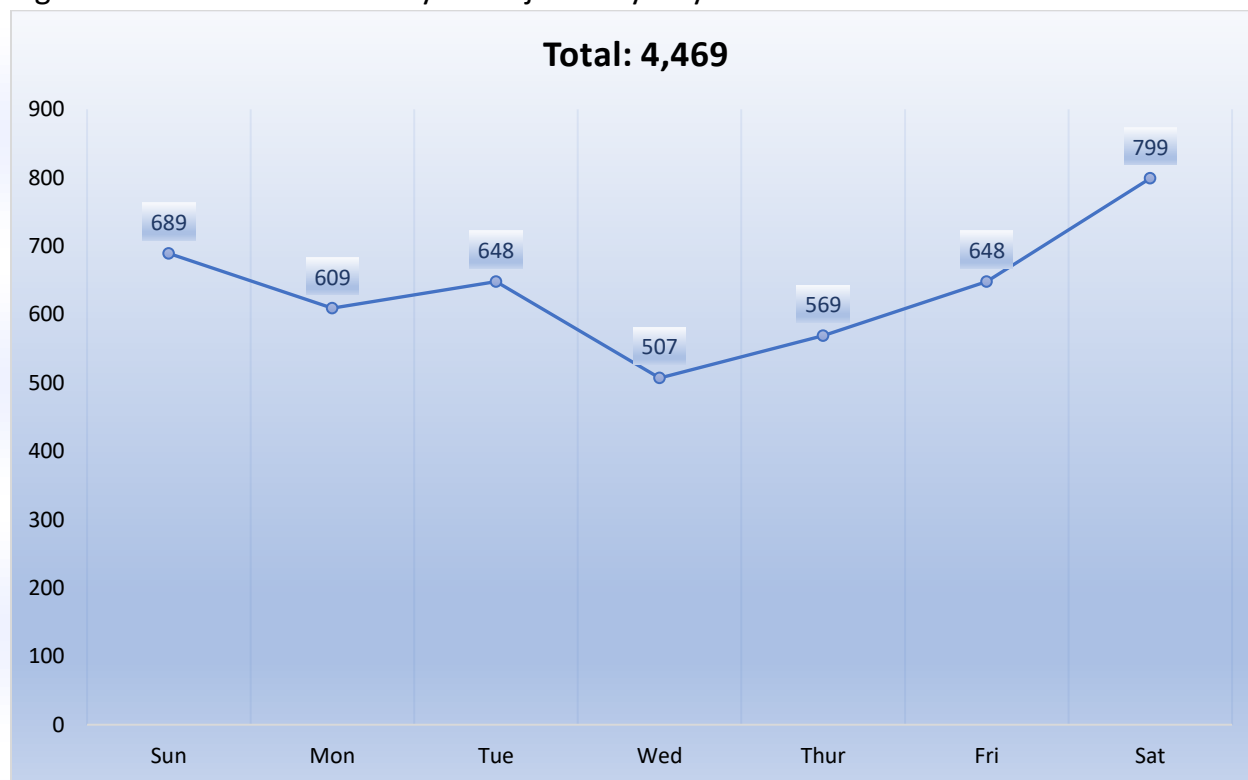
Figure 33: Pedestrian/Pedal Bicyclist Injuries by Age and Gender



Figure 34: Pedestrian and Bicyclist Injuries by Time of Day



Figure 35: Pedestrian and Bicyclist Injuries by Day of Week



Assault

Figure 36: Assault Injuries by Age and Gender



Cardiac

Figure 37: Cardiac Arrests by Age and Gender

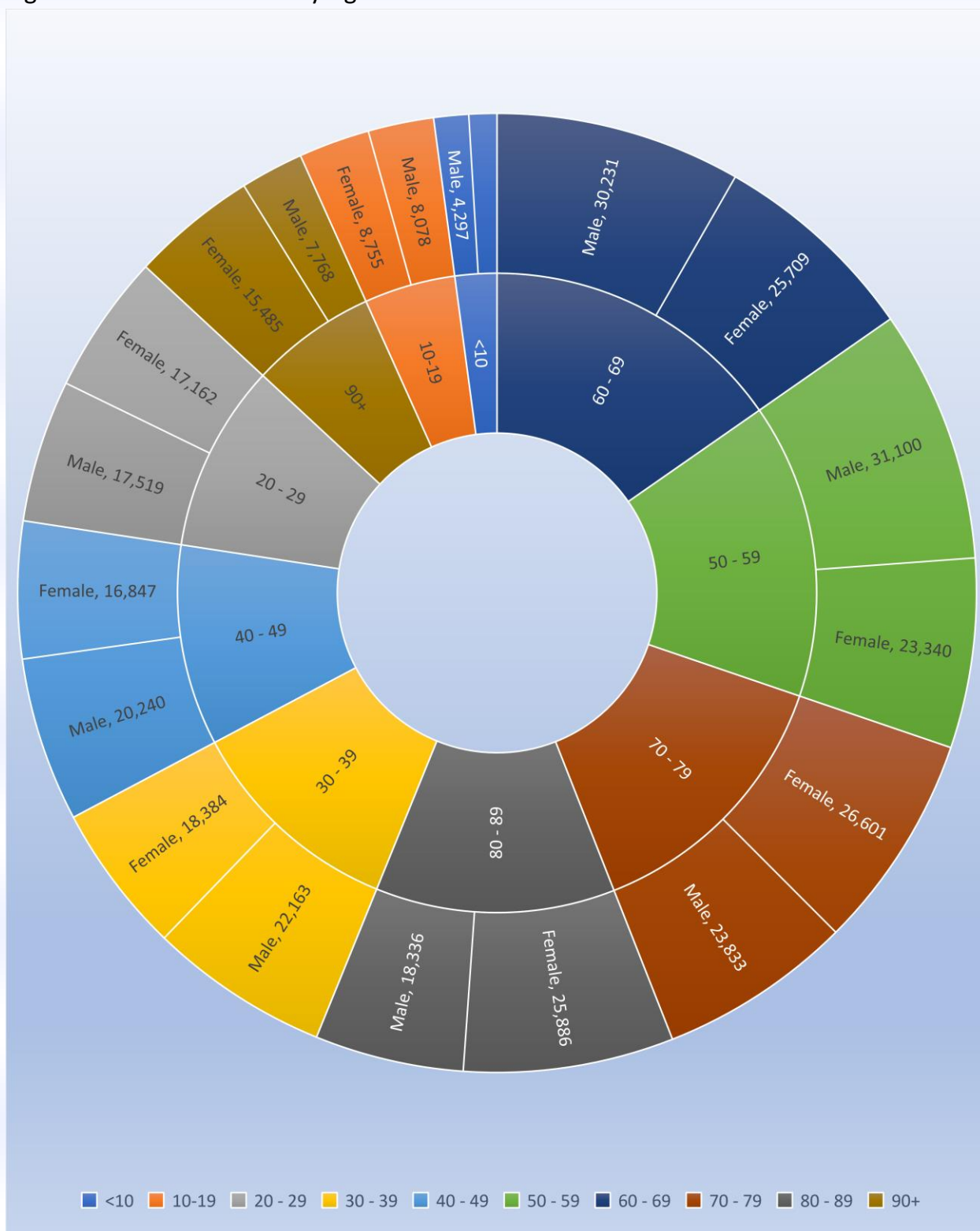


Figure 38: Cardiac Arrest by Etiology and Gender

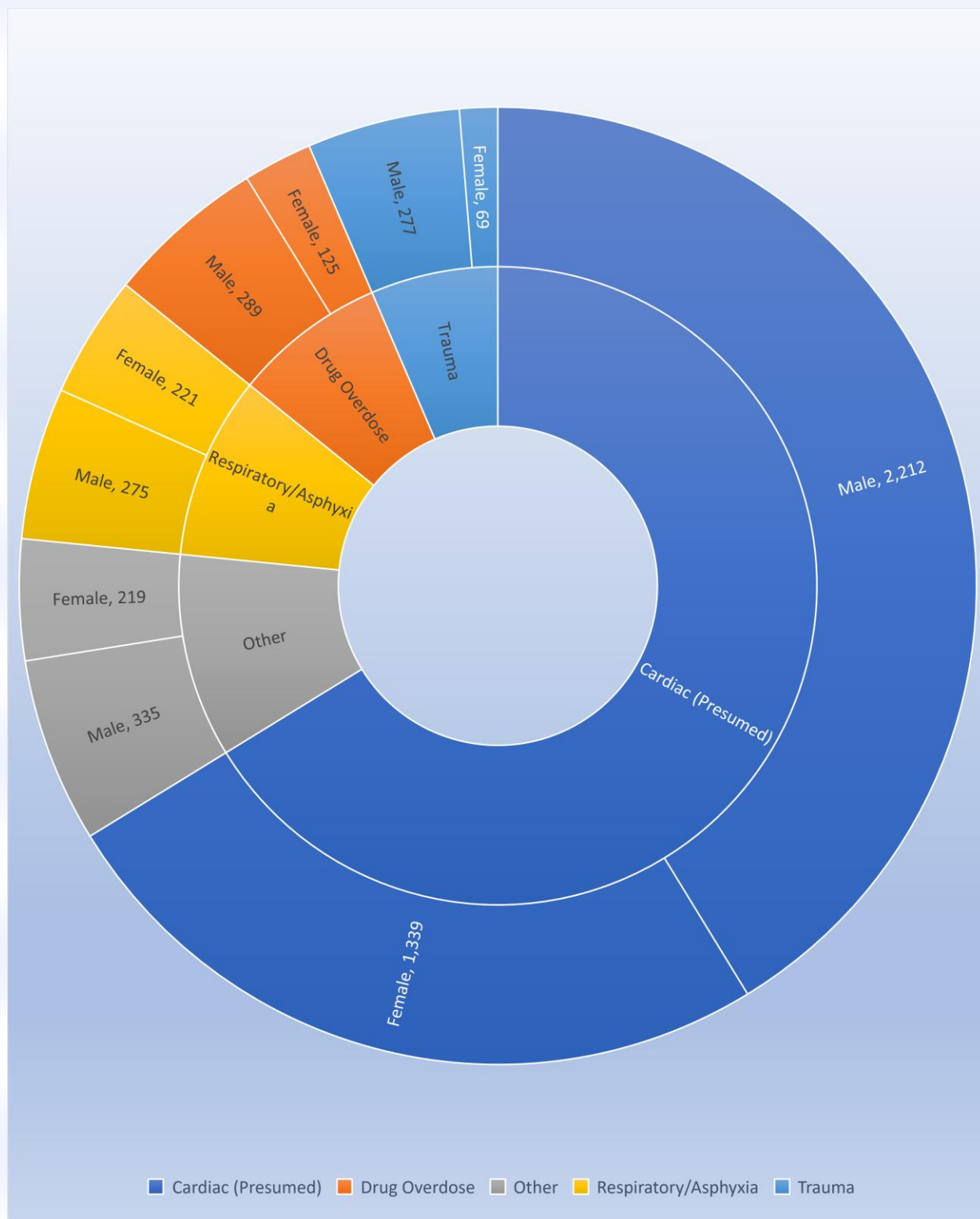


Figure 39: Cardiac Arrest by Location Type

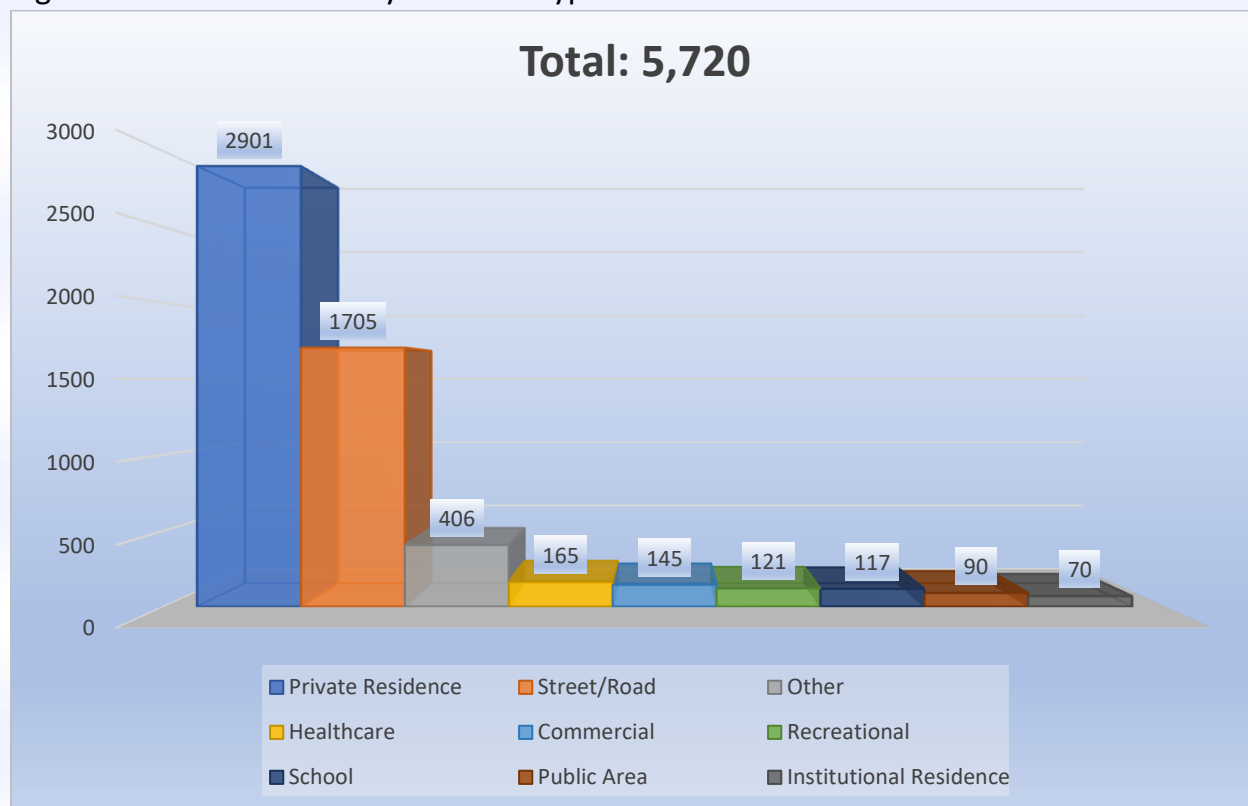


Figure 40: Cardiac Arrest First Monitored Arrest Rhythm

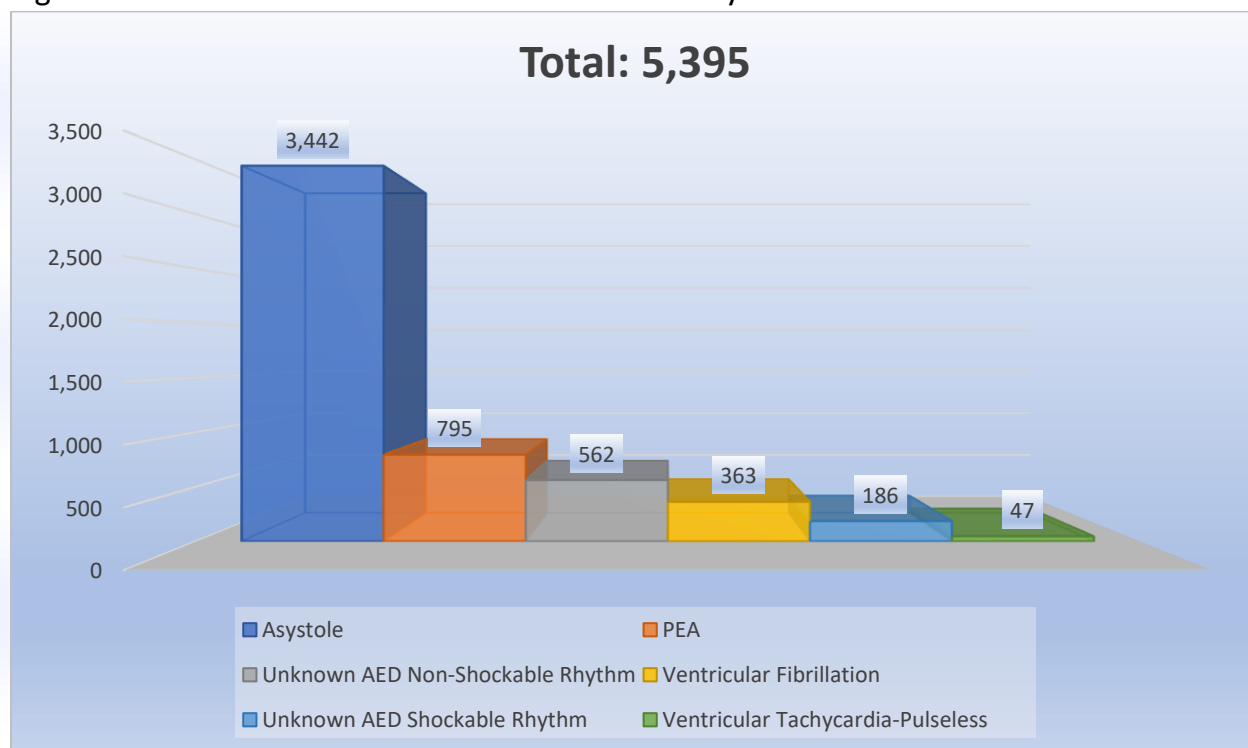


Figure 41: Cardiac Arrest Provided Prior to EMS Arrival?

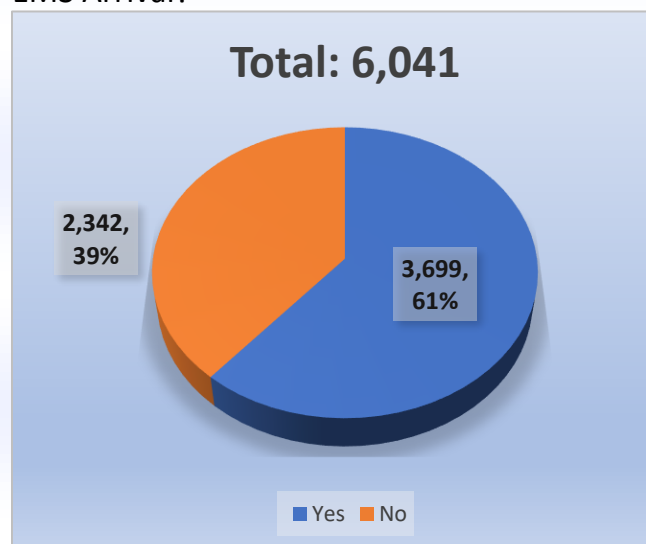


Figure 42: Cardiac Arrest AED Use Prior to EMS Arrival?

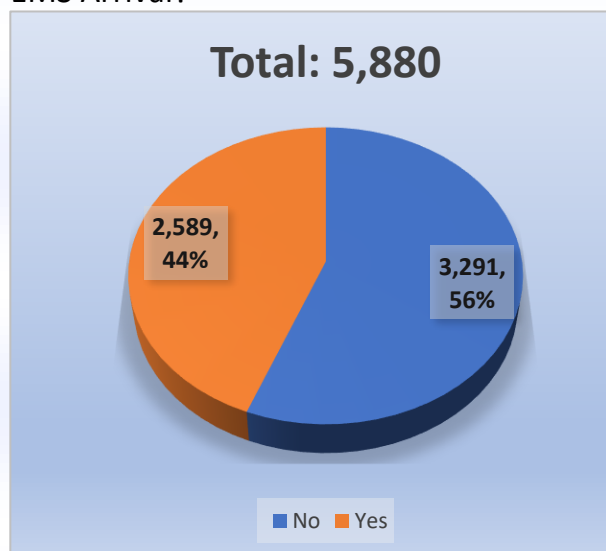


Figure 43: Cardiac Arrest Patient Outcome at End of EMS Event

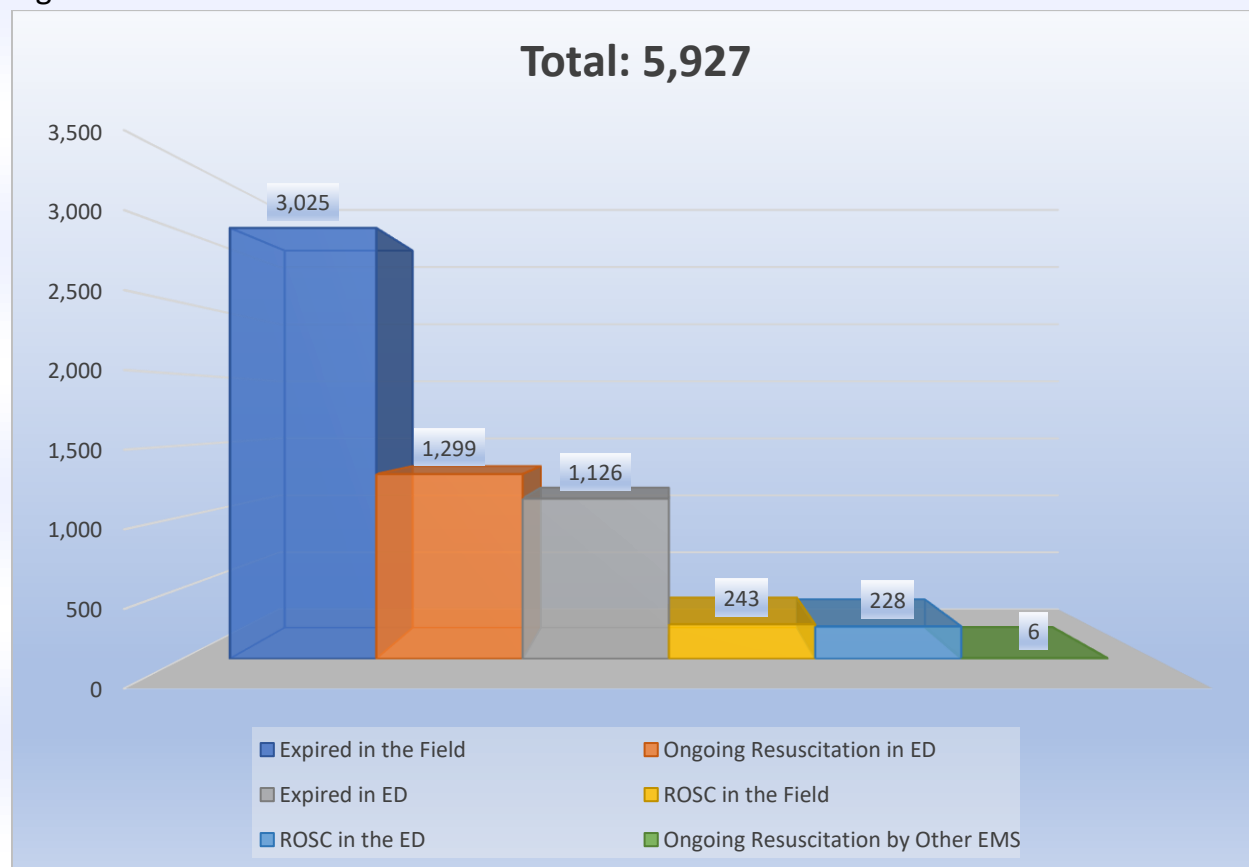


Figure 44: Cardiac Arrest – Who Provided CPR Prior to EMS?

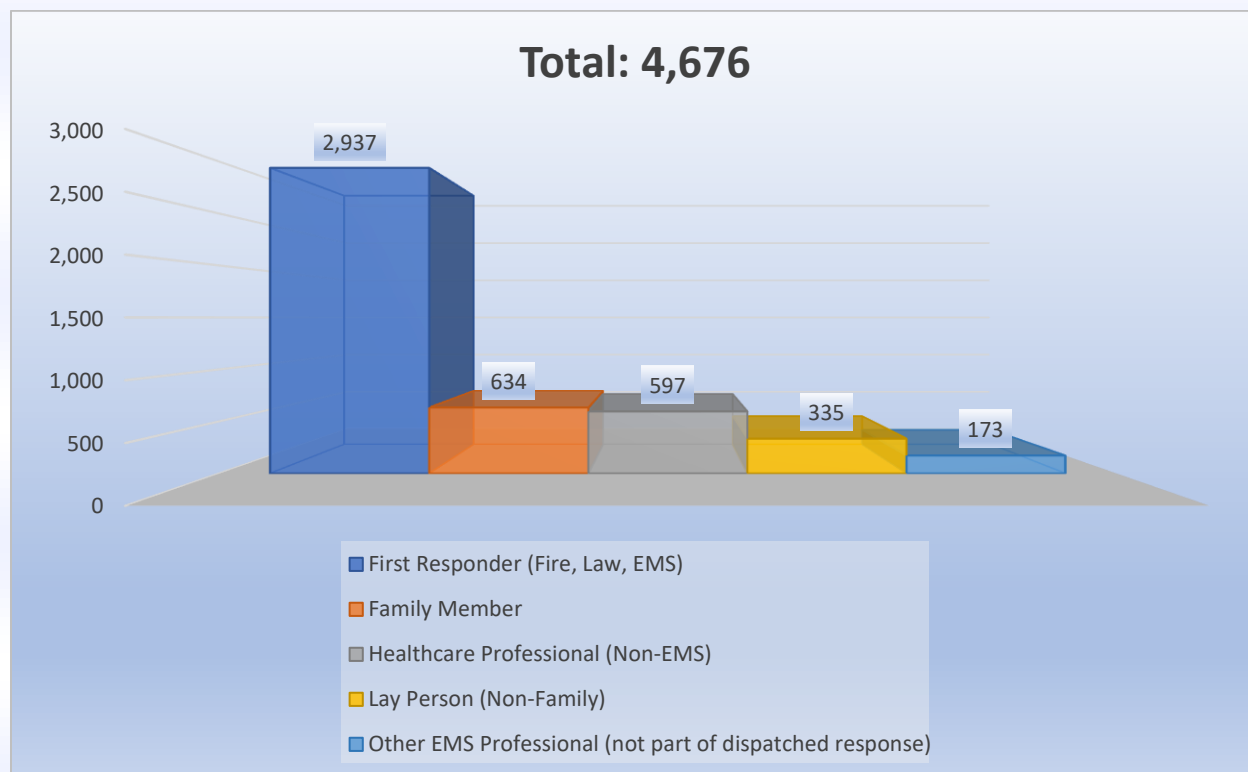


Figure 45: Type of CPR Provided

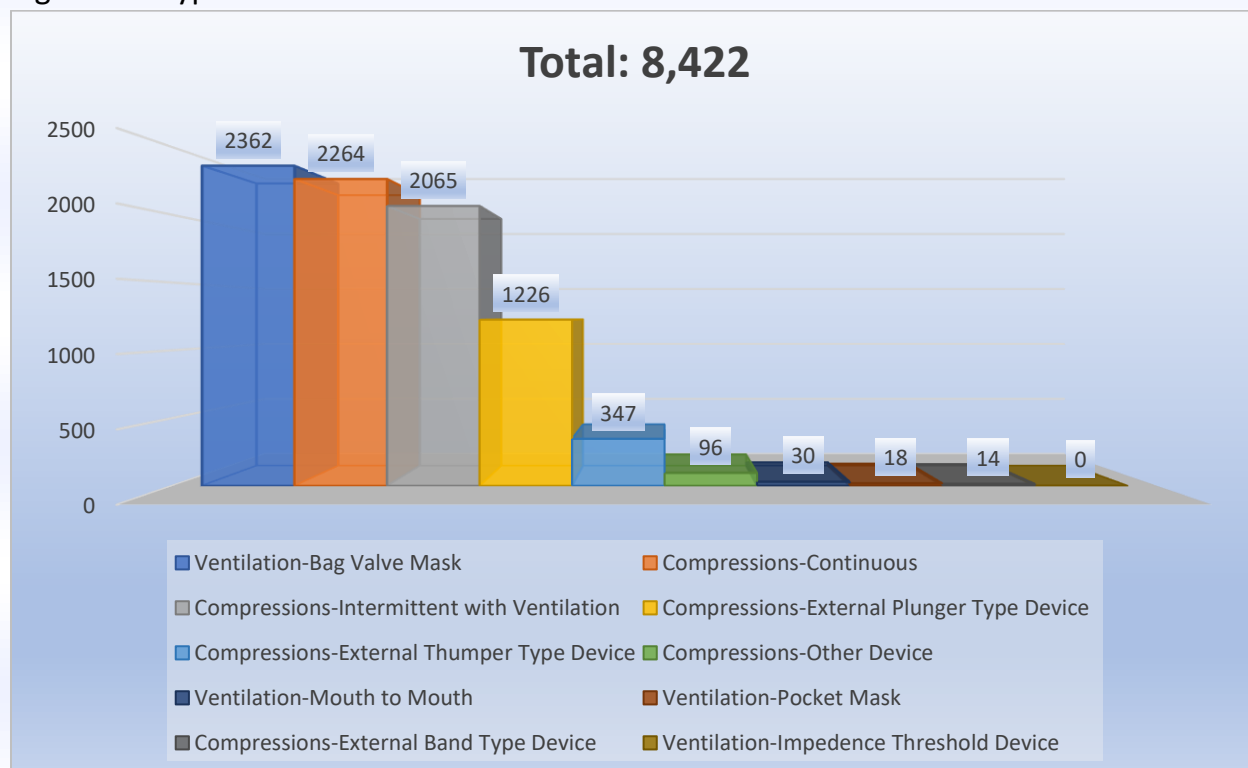
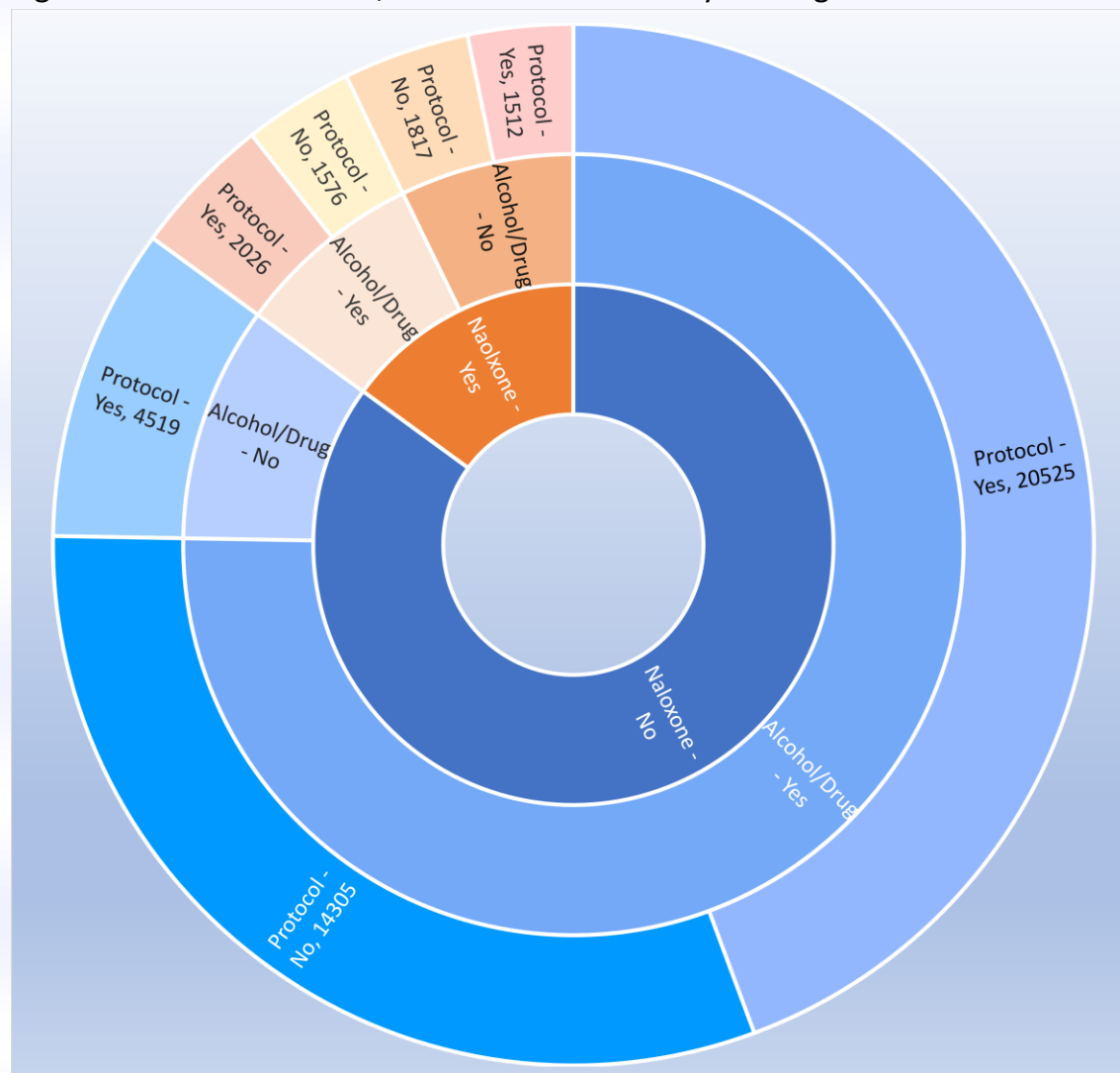


Figure 46: Non-Traumatic Chest Pain Treated with Aspirin by Gender and Age



Opioid Data

Figure 47: Naloxone Given, Positive Patient History or Drug Protocol



Note: Represents whether Naloxone was administered, whether an alcohol or drug indicator was present and if an overdose protocol was used. To be included in the report, at least one factor was present.

Naloxone Given	Alcohol/Drug Indicator	Protocol Used	Count
Naloxone - No	Alcohol/Drug - No	Protocol - Yes	4519
Naloxone - No	Alcohol/Drug - Yes	Protocol - No	14305
Naloxone - No	Alcohol/Drug - Yes	Protocol - Yes	20525
Naloxone - Yes	Alcohol/Drug - No	Protocol - No	1817
Naloxone - Yes	Alcohol/Drug - No	Protocol - Yes	1512
Naloxone - Yes	Alcohol/Drug - Yes	Protocol - No	1576
Naloxone - Yes	Alcohol/Drug - Yes	Protocol - Yes	2026

Figure 48: Naloxone Dose Administered, Number of Calls per Count

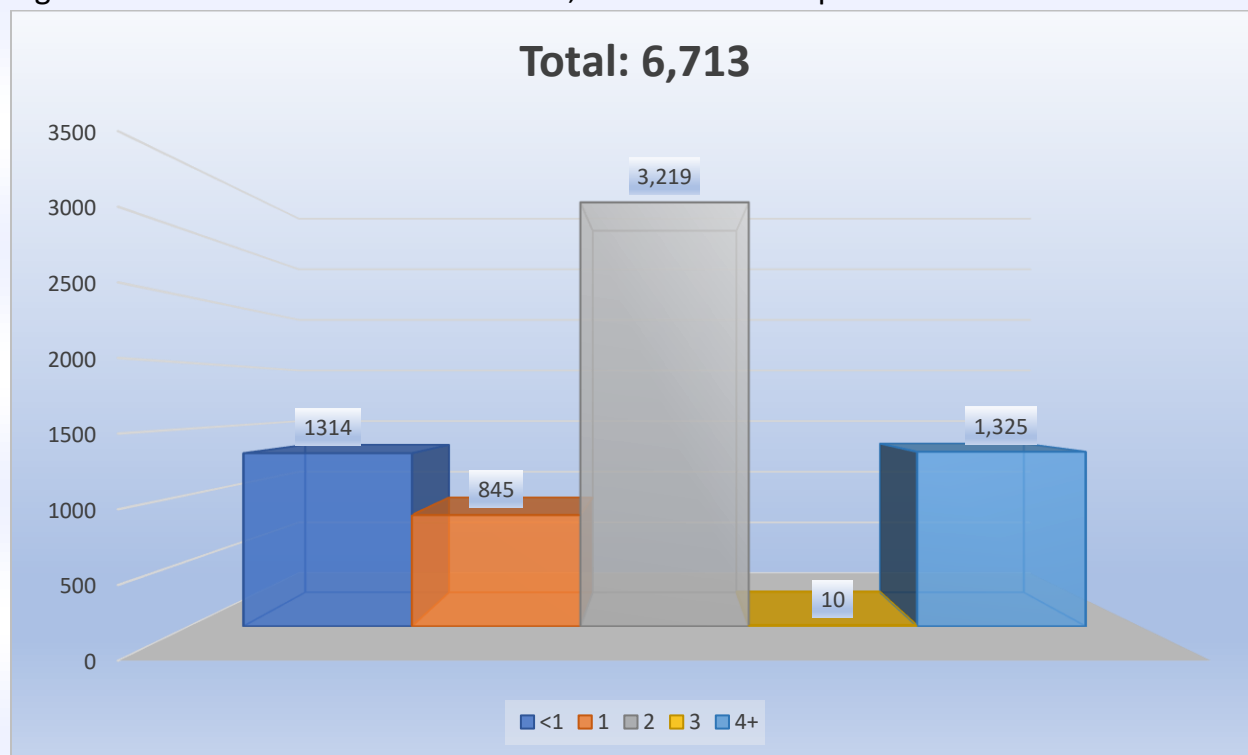


Figure 49: Top Ten Protocols where Naloxone Given

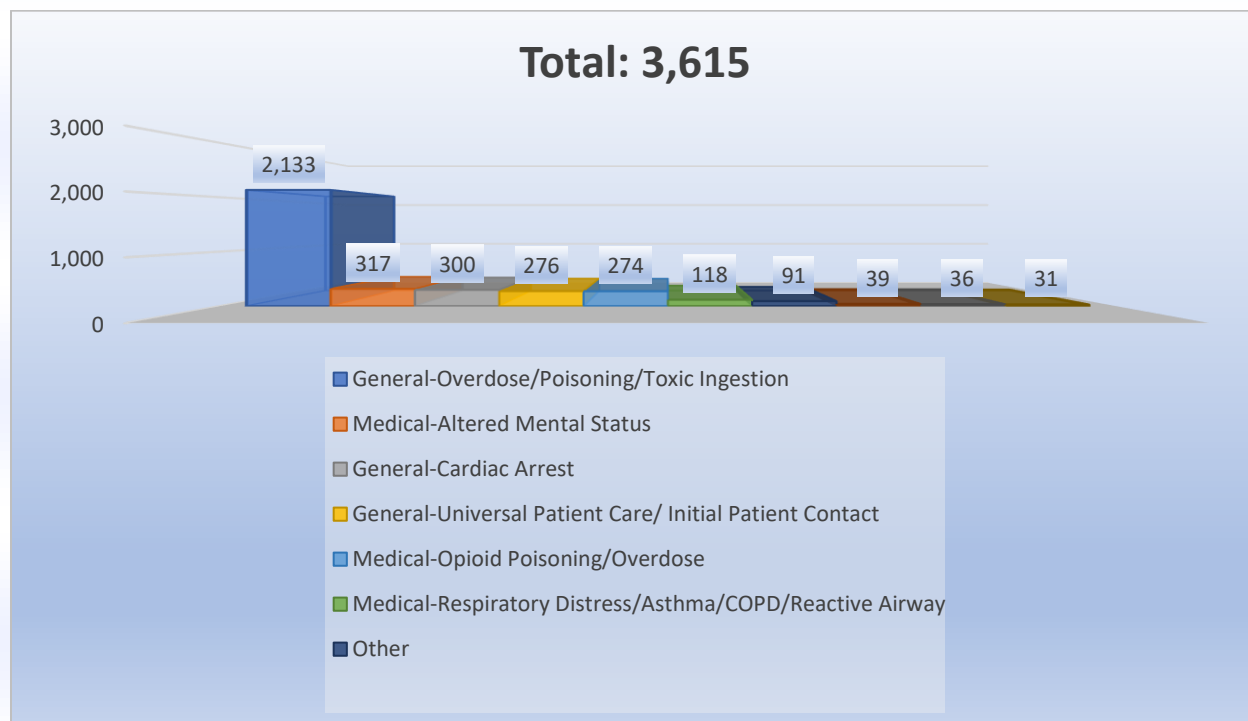
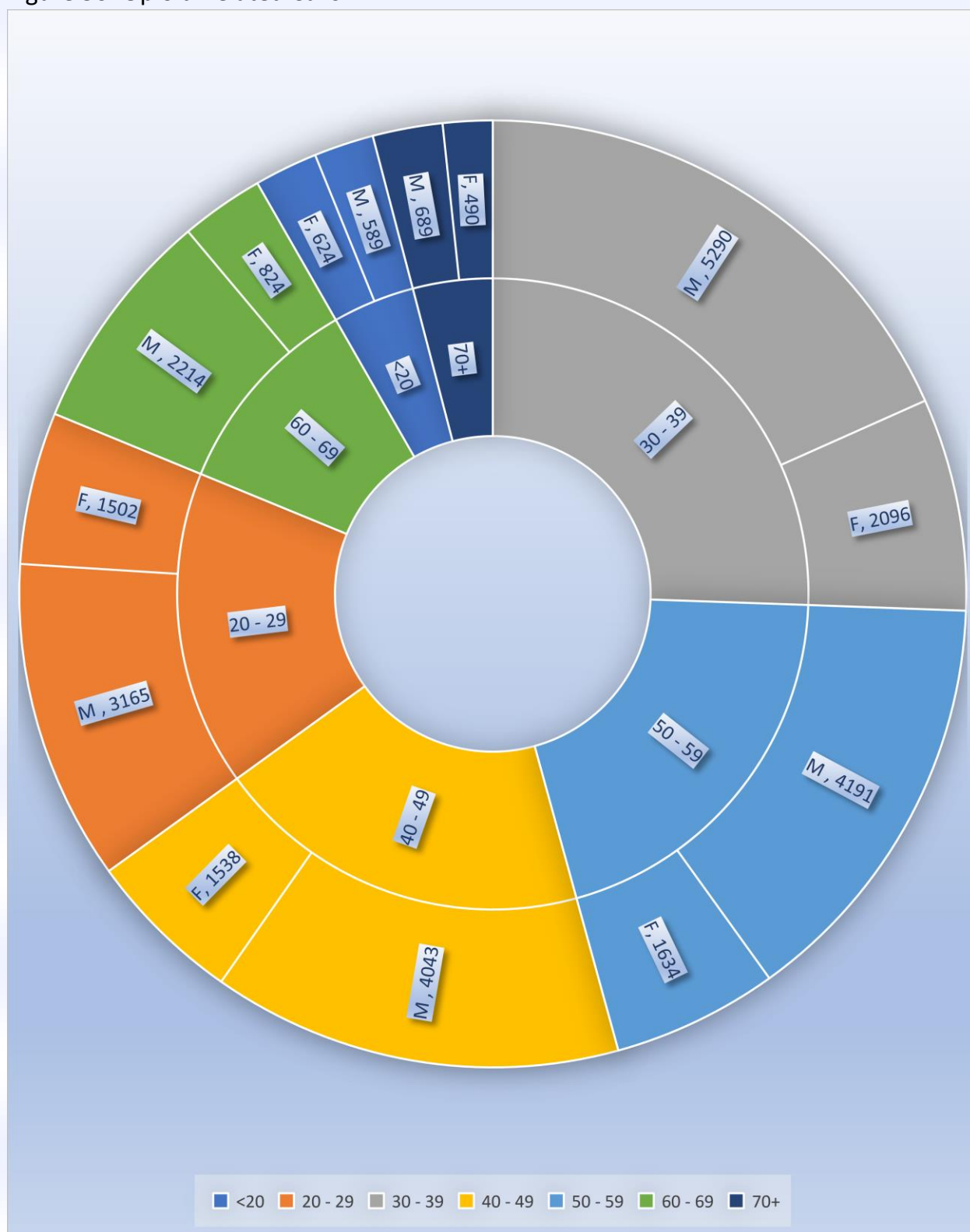
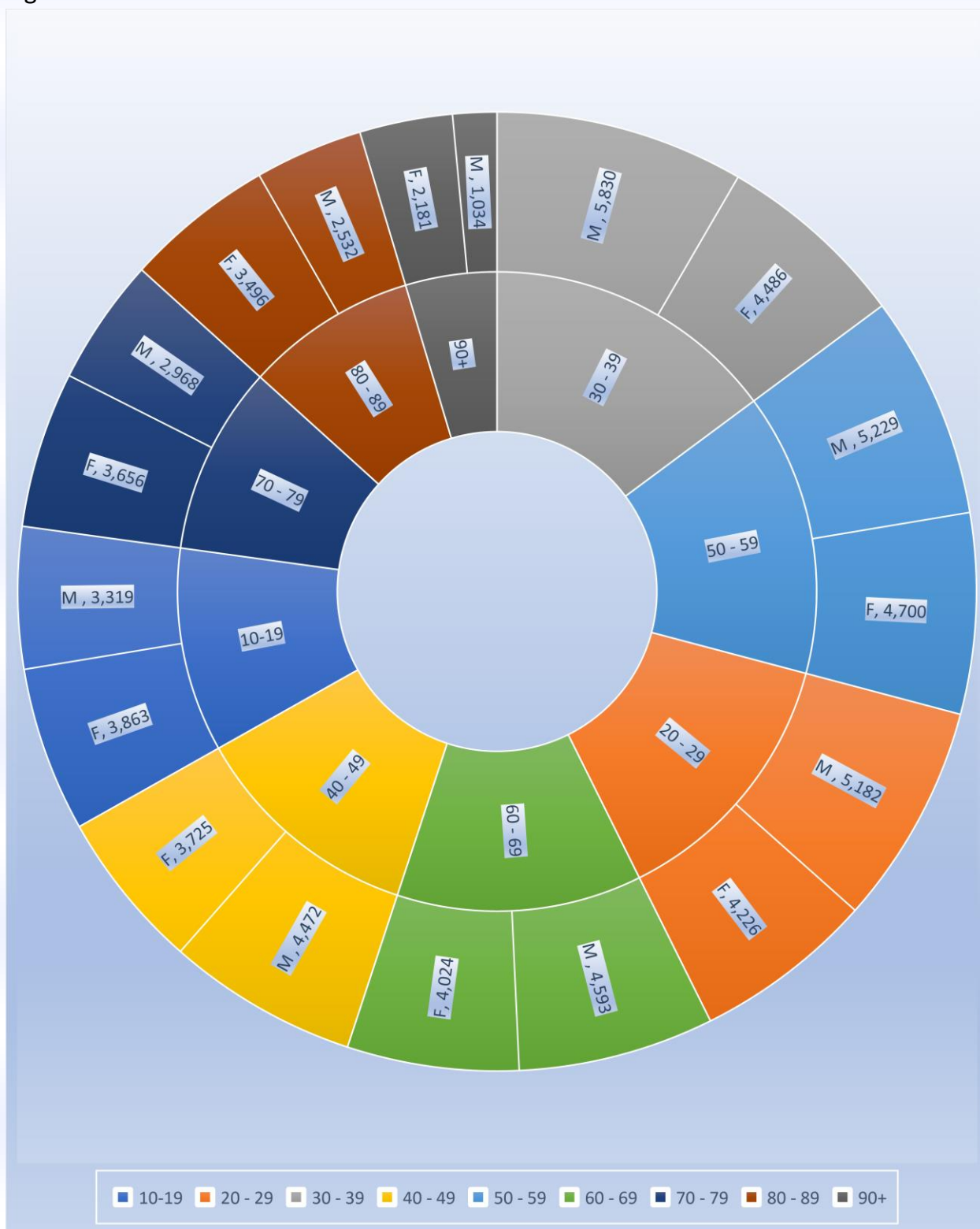


Figure 50: Opioid Related Calls



Mental Health

Figure 51: Mental Health Related Calls



Appendix 1: Response Times by Agency

Response times represent the period in minutes from when the Unit is Notified to when the Unit Arrived on Scene. Agencies with fewer than 30 calls are not reported. The 95% confidence intervals represent the upper and lower limits in which 95% of the response times fall.

Agency Name	Total Calls	Mean	Std. Dev.	Min	Max	Lower 95%	Upper 95%
Access Ambulance Service (d/b/a SKMP Enterprises Inc.)	6	Fewer than 30 calls, no statistics reported					
Aetna Ambulance Service Inc.	19,911	7	6	0	362	6.6	6.2
Ambulance Service of Manchester LLC	21,382	7	5	0	237	7.4	4.7
American Ambulance Service Inc.	10,953	7	5	0	235	7.5	4.8
American Legion Ambulance Fund	2,021	8	5	0	99	7.8	4.8
American Medical Response (AMR) - Statewide	44	9	6	0	24	10.9	4.2
AMR Bridgeport	41,982	7	11	0	1466	7.5	10.6
AMR Hartford	40,968	7	10	0	1446	7.6	9.8
AMR New Haven	71,692	9	8	0	1459	8.9	7.6
AMR Waterbury	30,611	8	12	0	1338	8.0	12.0
Andover Volunteer Fire Department	221	12	3	2	29	12.1	2.7
Ansonia Rescue & Medical Services	3,024	5	4	0	106	5.1	3.5
Ashford Volunteer Fire Department	290	11	6	1	32	11.9	5.5
Baltic Fire Department	191	11	4	2	28	11.7	3.4
Bantam Fire Company	196	11	5	3	27	12.0	3.9
Beacon Hose	814	9	6	0	82	9.7	5.6
Bethany Volunteer Fire Department Ambulance	356	12	6	0	46	13.1	5.6
Bethel Police Paramedic Division	1,510	9	5	0	36	9.1	4.5
Bethel Volunteer Fire Department	1,135	10	58	0	1448	13.8	54.9
Bethlehem Ambulance Association	152	13	5	0	28	13.8	4.4
Bloomfield Volunteer Ambulance	1,258	14	74	0	1454	17.6	69.5
Bozrah Volunteer Fire Company	401	12	6	0	39	12.4	5.3
Bradley Airport Emergency	240	4	3	0	17	4.6	2.2
Branford Fire Department - EMS	4,370	7	3	0	43	6.9	3.2
Bridgewater Volunteer Fire Department	176	13	6	0	55	14.3	5.1
Bristol Hospital EMS, LLC	9,244	8	16	0	1447	7.9	15.3
Brookfield Volunteer Fire Company	1,581	15	104	0	1452	20.3	99.1
Burlington Volunteer Fire Department	391	7	4	0	23	7.3	3.6
Canterbury Volunteer Fire Company, Inc.	306	13	6	1	46	13.9	5.6
Canton Volunteer Fire & EMS	1,070	13	76	0	1448	17.9	71.6
Chester Hose Company	99	12	9	0	74	13.5	7.1
Chesterfield Fire Company	110	6	4	0	21	7.0	2.9
Clinton Volunteer Fire Department	995	13	49	0	1454	16.0	45.8

Agency Name	Total Calls	Mean	Std. Dev.	Min	Max	Lower 95%	Upper 95%
Colchester Hayward Volunteer Fire Company	1,279	9	5	0	36	8.9	4.5
Collins Aerospace Emergency Services (Hamilton Sundstrand)	26	Fewer than 30 calls, no statistics reported					
Columbia Fire Department	411	11	4	0	29	11.5	3.6
Community Fire Company	910	12	49	0	1461	14.8	46.0
Cornwall Volunteer Fire Department	194	19	7	1	51	20.2	6.1
Cromwell Fire Department	2,424	10	67	0	1456	13.1	64.2
Danbury EMS (d/b/a Nuvance Health Ambulance)	2,166	7	4	0	42	7.3	3.5
Darien EMS - Post 53	1,598	8	36	0	1445	9.8	34.4
Deep River Ambulance Association	599	14	5	0	72	14.2	4.3
Durham Volunteer Ambulance Corps	547	11	27	0	619	13.0	24.6
East Haddam Ambulance Association Inc.	707	11	8	0	89	12.0	7.0
East Hampton Ambulance Association	997	13	7	0	48	13.3	6.3
East Hartford Fire Department	5,816	9	34	0	1449	10.2	32.9
East Haven Fire Department	3,698	6	3	0	49	5.7	2.6
East Lyme Ambulance	2,355	6	30	0	1443	7.5	28.9
East Windsor Ambulance Association	3,291	8	4	0	33	8.4	4.2
Easton Volunteer EMS	551	8	6	0	51	8.8	5.7
Echo Hose Hook & Ladder Volunteer Ambulance	5,026	9	4	0	44	8.9	3.9
Electric Boat Corporation	186	4	5	0	52		
Ellington Volunteer Ambulance Corps	1,313	11	61	0	1451	14.5	57.4
Enfield Community Ambulance	6,917	8	34	0	1449	9.1	32.7
Essex Ambulance Association	798	17	91	0	1448	23.8	84.7
Falls Village Volunteer Fire Department	53	16	10	6	50	19.1	7.4
First Fire Taxation District of West Haven	4,337	6	23	0	1525	6.5	22.6
Franklin Volunteer Fire Department	112	15	6	2	37	16.5	4.8
Gardner Lake Volunteer Fire Company	316	17	82	0	1463	26.3	72.7
Georgetown Volunteer Fire Department	538	7	4	0	41	7.8	4.1
Glastonbury Volunteer Ambulance Association	2,972	12	33	0	1450	13.4	31.6
Goshen Volunteer Fire Company	205	13	6	2	32	13.4	4.8
Granby Ambulance Association	1,823	10	5	0	32	9.7	4.5
Greenwich EMS	4,079	114	378	0	2705	125.1	366.6
Groton Ambulance Association	5,288	8	36	0	1452	9.0	34.9
Guilford Fire Department Ambulance	2,085	8	4	0	65	8.4	3.9
Haddam Volunteer Ambulance Service	1,061	13	7	0	69	13.6	6.5
Hamden Fire Department	5,962	10	47	0	1472	11.4	45.6
Harwinton Ambulance Association	481	9	4	0	31	9.7	3.7

Agency Name	Total Calls	Mean	Std. Dev.	Min	Max	Lower 95%	Upper 95%
Hebron Volunteer Fire Department	659	11	7	0	50	11.4	6.0
Heritage Village Ambulance Association	967	10	68	0	1450	14.1	63.9
Hunter's Ambulance Service	25,944	81	267	0	1553	83.8	263.5
KB Ambulance Corps Inc.	5,663	13	57	0	1458	14.4	55.5
Kent Fire Department	205	19	7	0	48		
Killingworth Ambulance Association	351	18	6	0	44	18.7	5.1
Lawrence & Memorial Hospital	4,221	9	39	0	1451	10.6	38.3
Lebanon Volunteer Fire Department Inc.	541	14	6	0	38	14.7	5.7
LIFE STAR Air Medical Program	105	23	6	0	39	23.8	5.1
Lisbon Fire Department Inc.	44	10	5	0	20	11.2	3.4
Litchfield Volunteer Ambulance Association	1,435	8	4	0	54	7.9	3.9
Lyme Ambulance Association	156	17	8	0	50	18.3	7.1
Madison Ambulance Association Inc.	1,859	7	4	0	89	7.2	4.2
Manchester Fire Department	5,488	5	2	0	27	5.2	2.2
Mansfield Division of Fire and Emergency Services	1,500	9	15	0	545	9.8	13.9
Med-Trans d/b/a SkyHealth	1	Fewer than 30 calls, no statistics reported					
Middlebury Fire Department	525	12	6	0	68	12.9	5.1
Middlesex Hospital	5,282	11	5	0	46	11.5	5.3
Milford Fire Department - EMS	4,180	6	2	0	24	6.0	2.2
Mohegan Fire Company	583	5	3	0	19	5.1	2.6
Mohegan Tribal Fire Department	1,193	4	3	0	55	4.1	2.4
Monroe Volunteer EMS	1,290	10	5	0	67	9.9	5.0
Montville Fire Company Ambulance	830	11	87	0	1448	17.0	80.7
Mortlake Fire Company Inc.	854	9	5	0	36	9.6	4.9
Mystic River Ambulance Association	2,269	9	31	0	1441	10.4	30.0
Naugatuck Ambulance Corps Inc.	3,946	9	57	0	1448	11.1	54.8
Nelson Ambulance Service	564	8	7	0	127	8.9	6.7
New Britain EMS	14,262	9	25	0	1454	9.6	25.1
New Canaan Volunteer Ambulance Corps	1,535	8	5	0	99	8.3	4.7
New Fairfield Volunteer Fire Department	821	9	5	0	65	9.2	4.7
New Hartford Volunteer Fire Department Ambulance Service	918	11	6	0	57	11.9	5.7
New Haven Fire Department	3,674	6	27	0	1447	7.4	26.0
New London Fire Department	5,704	5	11	0	667	5.4	10.6
New Milford Community Ambulance	3,187	10	7	0	187		
Newington Volunteer Ambulance Corps	2,201	7	16	0	725	7.5	15.7
Newtown Volunteer Ambulance Corps	2,628	11	41	0	1448	12.3	39.0
Norfolk Lions Club Ambulance	145	17	8	0	48	18.7	6.6

Agency Name	Total Calls	Mean	Std. Dev.	Min	Max	Lower 95%	Upper 95%
North Branford Fire Department Ambulance Company #4	1,201	12	42	0	1440	14.0	39.8
North Canaan Volunteer Ambulance Corps	946	10	48	0	1460	12.8	45.2
North Haven Fire Department	3,286	6	3	0	45		
Northern Dutchess Paramed	384	21	78	0	1462		
Norwalk Hospital Association	12,507	9	4	0	58		
Oakdale Fire Company	374	7	5	0	53	7.6	4.2
Old Lyme South End Volunteer Ambulance Association	800	12	6	0	50	12.1	5.7
Old Saybrook Ambulance Association	1,501	13	39	0	1446	14.9	37.0
Oxford Ambulance Association, Inc.	1,108	9	5	0	82	9.5	4.9
Pfizer Inc.	48	3	1	0	6	3.3	1.0
Plymouth Volunteer Ambulance Corps	842	7	4	0	29	7.5	3.4
Poquetanuck Volunteer Fire Department	326	7	4	0	32	7.9	4.0
Pratt & Whitney Division of Division of United Technologies Corporation	58	4	1	0	7	3.9	1.1
Pratt & Whitney - Med Team - Middletown	28	Fewer than 30 calls, no statistics reported					
Putnam E.M.S. Ambulance Service Inc.	1,554	7	37	0	1445	9.0	35.6
Redding Fire District	235	11	5	0	39	11.3	4.6
Ridgefield Fire Department	1,814	13	96	0	1450	17.4	91.7
Rocky Hill Volunteer Ambulance	1,443	9	5	0	57	8.8	4.5
Roxbury Ambulance Association	186	19	53	3	683	27.1	45.5
Roy B Pettengill Ambulance	370	12	5	0	43	12.5	4.8
Salisbury Volunteer Ambulance Service	530	17	9	0	84	17.4	8.0
Scotland Fire Department	110	10	5	0	27	10.8	4.0
Seymour Ambulance	2,401	7	4	0	47	7.3	4.1
Sharon Fire Department Ambulance Squad	305	12	6	1	37	13.0	5.3
Sherman Volunteer Fire Department	402	17	9	0	143	17.4	8.2
Sikorsky Aircraft Corporation	154	3	3	0	25	3.3	2.4
Simsbury Volunteer Ambulance Association	1,967	11	66	0	1451	14.2	63.1
Somers Fire Department Ambulance Division	814	7	5	0	59		
Southbury Ambulance Association	2,397	9	34	0	1450	10.8	32.3
Stafford Ambulance Association	1,193	11	20	0	606		
Stamford EMS Inc.	14,577	7	4	0	154	7.1	4.4
Stonington Volunteer Ambulance Corps	388	8	5	0	42	8.9	4.1
Stony Hill Volunteer Fire Company	1,001	15	97	0	1452	20.9	91.3
Storm Engine Company Ambulance & Rescue Corps	1,473	6	5	0	83	6.5	4.3
Stratford EMS	7,998	7	17	0	1449	7.7	16.5

Agency Name	Total Calls	Mean	Std. Dev.	Min	Max	Lower 95%	Upper 95%
Submarine Base Fire Department	339	14	112	0	1451	25.7	99.9
Suffield Volunteer Ambulance Association	1,562	9	5	0	40	9.2	4.4
Thomaston Volunteer Ambulance Corps, Inc.	384	7	4	0	41	7.6	4.0
Tolland Fire Department	1,411	15	67	0	1462	18.5	63.6
Town of Coventry Fire / EMS	707	8	4	0	36	8.3	3.7
Trinity Health of New England EMS	19,704	7	4	0	96	6.6	4.2
Trumbull EMS	5,776	8	5	0	129	8.4	4.6
UConn Fire Department	504	10	64	0	1442	15.1	58.8
UConn Health Center Fire Department	9	Fewer than 30 calls, no statistics reported					
Valley EMS	6,922	9	19	0	1447	9.5	18.6
Vernon Fire Department	4,519	11	62	0	1451	13.3	60.3
Voluntown Volunteer Fire Company #1	224	11	7	0	38	11.6	5.8
Wallingford Department of Fire Services	5,263	7	4	0	39	7.1	3.6
Warren Volunteer Fire Company Inc.	149	16	4	7	28	16.9	3.7
Washington Ambulance Association Inc.	521	19	7	0	69	19.1	6.2
Waterford Ambulance Association	2,975	7	4	0	70	7.0	3.7
West Hartford Fire Department	6,138	6	5	0	301	5.9	5.0
West Haven Fire Department - Allingtown (City of West Haven - 3rd District)	1,441	7	43	0	1452	8.9	40.5
West Redding Volunteer Fire Department District Company	155	22	113	2	1400	40.2	94.9
West Shore Fire District (City of West Haven - 2nd District)	1,646	5	3	0	34	5.3	2.5
Westbrook Ambulance Association	915	18	85	0	1459	23.1	79.0
Westerly RI Ambulance	781	5	3	0	26	5.4	2.7
Western CT Health Network Affiliates d/b/a Nuvance Health Ambulance	279	10	10	0	71	10.7	9.1
Weston Volunteer EMS	440	21	70	0	1454	27.3	63.7
Westport EMS	2948	7	4	0	54	7.2	4.2
Wethersfield Volunteer Ambulance Association	1032	8	46	0	1445	10.4	43.0
Willimantic Fire Department	3353	9	52	0	1453	10.9	50.3
Willington Fire Department	462	12	34	0	730	15.2	31.0
Wilton Volunteer Ambulance	1347	8	5	0	36	8.7	4.5
Windham Community Memorial Hospital	3062	10	30	0	1446	10.9	28.7
Windsor Locks Lions Club Ambulance	1661	7	50	0	1445	9.0	47.6
Windsor Volunteer Ambulance Inc., d/b/a Windsor EMS	3492	7	4	0	161	7.1	4.3
Winsted Area Ambulance Association	1777	8	5	0	35	8.4	4.7
Wolcott Volunteer Ambulance	1946	8	33	0	1445	9.5	31.6

Agency Name	Total Calls	Mean	Std. Dev.	Min	Max	Lower 95%	Upper 95%
Woodbury Ambulance Association	823	16	6	0	69	16.3	5.8
Woodstock EMS/Woodstock Volunteer Fire Association	624	11	7	0	72	12.0	6.2

Appendix 2: Response Times by City/Town

Response times represent the period in minutes from when the Unit is Notified to when the Unit Arrived on Scene. Statistics for cities/towns with fewer than 30 calls are not reported. The 95% confidence intervals represent the upper and lower limits in which 95% of the response times fall.

Incident City	Total Calls	Mean	Std Dev	Min	Max	Upper 95%	Lower 95%
Abington	3	Fewer than 30 calls reported					
Albertson	1	Fewer than 30 calls reported					
Amston	95	12	5.74	0	32	13.65	11.34
Andover	214	12	3.37	0	29	12.16	11.26
Ansonia	4,240	6	3.55	0	106	5.61	5.40
Ashaway	1	Fewer than 30 calls reported					
Ashford	191	17	6.09	0	32	17.64	15.92
Attawaugan	1	Fewer than 30 calls reported					
Avon	1,890	9	41.61	0	1498	11.17	7.42
Bakersville	1	Fewer than 30 calls reported					
Ballouville	34	11	3.81	3	22	12.19	9.63
Baltic	183	12	4.57	2	28	12.64	11.32
Bantam	5	Fewer than 30 calls reported					
Barkhamsted	276	12	5.55	0	41	12.87	11.56
Beacon Falls	847	10	6.24	0	82	10.01	9.17
Bedminster	1	Fewer than 30 calls reported					
Belle Haven	2	Fewer than 30 calls reported					
Berkeley	2	Fewer than 30 calls reported					
Berlin	1,813	24	143.09	0	1483	30.68	17.51
Bethany	547	13	5.65	0	46	13.52	12.58
Bethel	3,143	11	63.64	0	1452	12.95	8.50
Bethlehem	25	Fewer than 30 calls reported					
Bloomfield	3,350	13	47.68	0	1454	14.47	11.24
Blue Hills	103	8	5.49	0	28	9.40	7.28
Bolton	1	Fewer than 30 calls reported					
Borough of Danielson	4	Fewer than 30 calls reported					
Borough of Groton	2	Fewer than 30 calls reported					

Incident City	Total Calls	Mean	Std Dev	Min	Max	Upper 95%	Lower 95%
Long Point							
Borough of Jewett City	541	5	4.46	0	24	5.30	4.55
Branford	35	225	463.12	0	1491	378.37	71.51
Brentwood	1	Fewer than 30 calls reported					
Brewster	1	Fewer than 30 calls reported					
Briarcliff Manor	1	Fewer than 30 calls reported					
Bridgeport	34,458	7	11.53	0	1466	7.31	7.07
Bridgewater	5	Fewer than 30 calls reported					
Bristol	58	11	7.07	0	45	13.11	9.47
Broad Brook	651	10	3.72	0	30	10.66	10.09
Bronx	1	Fewer than 30 calls reported					
Brookfield	1,488	16	107.25	0	1452	21.03	10.13
Brooklyn	549	11	4.52	0	38	11.14	10.38
Bulls Bridge	1	Fewer than 30 calls reported					
Burlington	412	7	4.37	0	42	7.47	6.63
Canaan	692	10	55.88	0	1460	14.36	6.03
Canterbury	29	Fewer than 30 calls reported					
Canton	955	10	47.28	0	1448	13.48	7.48
Canton Center	1	Fewer than 30 calls reported					
Carmel	4	Fewer than 30 calls reported					
Centerbrook	124	10	6.25	2	46	10.76	8.55
Central Village	355	6	5.23	0	31	6.83	5.74
Chaplin	260	14	5.23	0	39	14.84	13.57
Charlestown	1	Fewer than 30 calls reported					
Cheshire	22	Fewer than 30 calls reported					
Chester	142	87	292.31	0	1407	134.67	38.52
Chesterfield	46	6	4.33	1	23	7.23	4.73
Chicopee	1	Fewer than 30 calls reported					
City of Bridgeport	13	Fewer than 30 calls reported					
City of Bristol	87	670	566.16	0	1446	788.49	550.55
City of Danbury	10	Fewer than 30 calls reported					
City of Groton	3	Fewer than 30 calls reported					
City of Hartford	14,074	7	33.57	0	1342	7.38	15.17
City of Meriden	10,702	51	209.63	0	1553	54.92	46.97
City of Middletown	7,797	43	180.57	0	1511	47.22	39.21
City of Milford	426	8	4.72	0	34	8.44	15.17
City of New Britain	15,469	28	136.52	0	1493	29.88	25.58
City of New Haven	105	187	422.83	0	1487	267.87	106.11
City of New London	7	Fewer than 30 calls reported					

Incident City	Total Calls	Mean	Std Dev	Min	Max	Upper 95%	Lower 95%
City of Norwalk	8	Fewer than 30 calls reported				#VALUE!	15.17
City of Norwich	2,149	8	4.82	0	69	7.76	7.35
City of Shelton	1	Fewer than 30 calls reported					
City of Stamford	126	80	307.97	0	1450	133.47	25.93
City of Torrington	5,255	7	7.20	0	100	6.94	6.55
City of Waterbury	9,960	9	53.06	0	1503	10.36	8.28
City of West Haven	1	Fewer than 30 calls reported					
City of White Plains	1	Fewer than 30 calls reported					
Clinton	14	Fewer than 30 calls reported					
Coatesville	3	Fewer than 30 calls reported					
Cobalt	53	39	189.82	3	1381	89.66	-12.55
Colchester	83	33	162.07	4	1463	67.66	-2.07
Colebrook	70	15	5.07	3	29	16.32	13.94
Collinsville	65	7	6.25	0	34	8.79	5.75
Columbia	550	11	26.30	0	616	13.41	9.02
Cornwall	14	Fewer than 30 calls reported					
Cornwall Bridge	49	22	6.11	9	38	24.04	20.62
Cos Cob	43	257	554.78	1	1454	422.49	90.85
Cottage Grove	1	Fewer than 30 calls reported					
Coventry	902	9	4.05	0	36	8.83	8.30
Cowan Heights	1	Fewer than 30 calls reported					
Cromwell	2,562	38	187.06	0	1523	45.05	30.56
Crystal Lake	15	Fewer than 30 calls reported					
Danbury	2,391	7	5.04	0	96	7.29	6.89
Danielson	1,649	9	50.90	0	1451	11.71	6.80
Darien	2,222	8	30.98	0	1445	8.95	6.37
Dayville	1,032	14	81.34	0	1448	19.16	9.24
Deep River	506	13	3.80	0	26	13.56	12.90
Derby	2,365	7	5.38	0	104	6.90	6.46
Dover	1	Fewer than 30 calls reported					
Durham	573	11	26.70	0	619	13.39	9.02
East Berlin	139	13	32.47	0	237	18.30	7.51
East Canaan	12	Fewer than 30 calls reported					
East Granby	39	11	3.29	5	22	12.33	10.26
East Haddam	334	12	9.29	0	98	13.32	11.32
East Hampton	25	Fewer than 30 calls reported					
East Hartford	5,878	11	51.60	0	1449	11.84	9.21
East Hartland	110	13	4.59	1	31	14.03	12.31
East Haven	5,801	10	5.01	0	77	9.97	9.71

Incident City	Total Calls	Mean	Std Dev	Min	Max	Upper 95%	Lower 95%
East Killingly	55	12	4.70	2	25	13.18	10.70
East Longmeadow	1	Fewer than 30 calls reported					
East Norwalk	1	Fewer than 30 calls reported					
East Putnam	6	Fewer than 30 calls reported					
East Rockaway	1	Fewer than 30 calls reported					
East Thompson	7	Fewer than 30 calls reported					
East Willington	5	Fewer than 30 calls reported					
East Windsor Hill	3	Fewer than 30 calls reported					
East Woodstock	2	Fewer than 30 calls reported					
Eastford	104	17	9.13	0	72	19.15	15.65
Easton	781	10	6.42	0	51	10.03	9.13
Eldersburg	1	Fewer than 30 calls reported					
Ellington	1,399	11	57.93	0	1449	14.40	8.33
Elmwood	1	Fewer than 30 calls reported					
Enfield	2,396	9	52.50	0	1449	11.42	7.22
Essex	486	19	93.72	0	1447	27.43	10.77
Fair Haven	1	Fewer than 30 calls reported					
Fairfield	5,851	7	4.32	0	74	7.48	7.26
Fairhaven	2	Fewer than 30 calls reported					
Falls Village	51	17	6.85	4	35	19.32	15.55
Farmington	3,603	14	82.20	0	1436	16.35	10.98
Fenwick	1	Fewer than 30 calls reported					
Forestville	2	Fewer than 30 calls reported					
Franklin	74	15	6.12	3	34	16.16	13.37
Frenchtown	1	Fewer than 30 calls reported					
Gales Ferry	496	11	5.32	0	64	10.98	10.05
Gaylordsville	57	15	4.22	4	22	15.66	13.47
Georgetown	30	13	6.07	0	19	14.82	10.48
Gilman	1	Fewer than 30 calls reported					
Glastonbury	2,972	12	32.80	0	1450	13.38	11.03
Glen Cove	1	Fewer than 30 calls reported					
Glenville	6	Fewer than 30 calls reported					
Goshen	15	Fewer than 30 calls reported					
Granby	54	14	4.62	1	23	15.28	12.81
Great Barrington	1	Fewer than 30 calls reported					
Greens Farms	1	Fewer than 30 calls reported					
Greenwich	3,823	112	374.43	0	1501	123.85	100.12
Grosvenor Dale	24	Fewer than 30 calls reported					
Groton	6,575	9	46.07	0	1452	9.70	7.47

Incident City	Total Calls	Mean	Std Dev	Min	Max	Upper 95%	Lower 95%
Guilford	60	11	11.63	0	50	14.00	8.11
Haddam	472	14	7.91	0	120	14.96	13.53
Hadlyme	2	Fewer than 30 calls reported					
Hamburg	1	Fewer than 30 calls reported					
Hamden	16,492	10	31.74	0	1472	10.76	9.79
Hampton	178	16	5.29	0	55	17.25	15.70
Hanover	15	Fewer than 30 calls reported					
Hartford	25,445	7	5.20	0	401	6.94	6.81
Hartland	19	Fewer than 30 calls reported					
Harwinton	456	9	4.04	0	31	9.57	8.83
Hebron	790	12	6.26	0	50	11.97	11.10
Higganum	513	15	46.81	0	1052	18.59	10.49
Holyoke	1	Fewer than 30 calls reported					
Huntington	10	Fewer than 30 calls reported					
Ivoryton	163	22	114.02	0	1448	39.60	4.60
Jewett City	310	5	4.30	0	23	5.84	4.89
Kendall Park	1	Fewer than 30 calls reported					
Kensington	4	Fewer than 30 calls reported					
Kent	208	19	6.81	0	48	20.16	18.31
Killingly Center	22	Fewer than 30 calls reported					
Killingworth	268	17	5.50	0	39	18.08	16.76
Lakeville	135	14	6.43	0	32	15.35	13.18
Las Vegas	1	Fewer than 30 calls reported					
Lebanon	691	14	5.96	0	38	14.32	13.43
Lisbon	39	9	4.67	0	20	10.79	7.86
Litchfield	1,333	8	4.18	0	54	7.78	7.34
Longmeadow	5	Fewer than 30 calls reported					
Madison	1,862	9	48.86	0	1409	11.19	6.75
Manchester	13	Fewer than 30 calls reported					
Mansfield Center	18	Fewer than 30 calls reported					
Mansfield City	5	Fewer than 30 calls reported					
Mansfield Depot	6	Fewer than 30 calls reported					
Marble Dale	10	Fewer than 30 calls reported					
Marion	1	Fewer than 30 calls reported					
Marlborough	590	31	68.43	0	1500	36.09	25.04
Meriden	10	Fewer than 30 calls reported					
Middle Haddam	9	Fewer than 30 calls reported					
Middlebury	771	12	5.16	0	68	11.89	11.16
Middlefield	273	8	3.25	0	17	8.61	7.84

Incident City	Total Calls	Mean	Std Dev	Min	Max	Upper 95%	Lower 95%
Middlesex County	110	11	6.73	0	27	12.27	9.75
Middletown	32	13	12.65	0	62	17.52	8.76
Milford	23	Fewer than 30 calls reported					
Minneapolis	1	Fewer than 30 calls reported					
Miramar Beach	1	Fewer than 30 calls reported					
Mohegan	17	Fewer than 30 calls reported					
Monroe	2,396	10	30.95	0	1447	11.57	9.10
Moodus	150	11	5.84	2	34	11.61	9.74
Moorestown	1	Fewer than 30 calls reported					
Moosup	749	9	4.64	0	30	8.87	8.21
Morris	245	11	3.41	5	29	11.44	10.59
Mystic	1,606	8	4.65	0	39	8.26	7.81
Nantucket	1	Fewer than 30 calls reported					
Naugatuck	4,516	10	53.32	0	1448	11.27	8.16
Nautilus Park	7	Fewer than 30 calls reported					
New Albany	1	Fewer than 30 calls reported					
New Britain	123	12	7.58	0	54	12.89	10.21
New Canaan	2,337	8	4.65	0	99	8.31	7.93
New Fairfield	817	9	4.94	0	65	9.11	8.44
New Hartford	560	11	6.20	0	57	11.08	10.05
New Haven	40,727	8	9.36	0	1447	7.91	7.73
New Haven County	226	7	3.41	0	25	7.02	6.13
New London	1,151	6	24.90	0	727	7.86	4.98
New Milford	3,143	10	6.89	0	187	9.93	9.45
New Preston	44	16	4.40	5	25	17.19	14.59
New York	1	Fewer than 30 calls reported					
Newark	1	Fewer than 30 calls reported					
Newington	5,854	14	94.06	0	1529	16.46	11.64
Newtown	2,693	11	40.09	0	1448	12.17	9.14
Niantic	1,078	8	45.20	0	1443	10.61	5.22
Noank	30	10	3.59	6	19	11.76	9.19
Norfolk	127	17	6.91	0	48	17.75	15.35
North Branford	131	15	5.26	0	34	15.61	13.81
North Canton	1	Fewer than 30 calls reported					
North Franklin	85	13	5.31	0	23	14.19	11.93
North Granby	82	11	4.92	1	32	12.24	10.11
North Grosvenor Dale	489	13	66.70	0	1461	18.92	7.09
North Haven	5,955	8	20.84	0	1083	8.91	7.85
North Salem	4	Fewer than 30 calls reported					

Incident City	Total Calls	Mean	Std Dev	Min	Max	Upper 95%	Lower 95%
North Stonington	42	15	8.12	0	35	17.21	12.29
North Windham	43	12	4.73	4	25	12.97	10.15
North Woodstock	2	Fewer than 30 calls reported					
Northfield	11	Fewer than 30 calls reported					
Northford	422	7	4.14	0	41	7.81	7.02
Norwalk	10,728	9	4.76	0	135	8.65	8.47
Norwich	3	Fewer than 30 calls reported					
Norwichtown	1	Fewer than 30 calls reported					
Oakdale	339	11	78.64	0	1448	19.27	2.53
Oakville	44	10	3.61	5	19	10.60	8.47
Occum	2	Fewer than 30 calls reported					
Old Greenwich	32	185	589.85	1	2705	389.64	-19.10
Old Lyme	9	Fewer than 30 calls reported					
Old Mystic	5	Fewer than 30 calls reported					
Old Saybrook	1,026	71	267.11	0	1493	87.16	54.47
Oneco	55	16	4.11	8	30	16.86	14.68
Orange	3,756	9	5.80	0	68	8.71	8.33
Oxford	1,522	10	5.20	0	82	10.25	9.73
Patterson	1	Fewer than 30 calls reported					
Paucatuck Eastern Pequot Reservation	775	6	3.29	0	26	6.07	5.61
Pawcatuck	582	5	3.19	0	26	5.63	5.11
Pelham	1	Fewer than 30 calls reported					
Pequabuck	4	Fewer than 30 calls reported					
Plainfield	912	8	5.73	0	99	8.47	7.73
Plainville	2,435	14	79.13	0	1464	16.67	10.38
Plantsville	71	251	469.98	0	1359	360.49	141.85
Plymouth	836	10	5.11	0	36	10.00	9.31
Pomfret	198	15	19.23	0	192	17.45	12.10
Pomfret Center	68	12	5.67	0	24	13.72	11.02
Pomona	1	Fewer than 30 calls reported					
Poquonock	2	Fewer than 30 calls reported					
Port Wentworth	20	Fewer than 30 calls reported					
Portland	813	25	131.83	0	1443	33.76	15.64
Pound Ridge	2	Fewer than 30 calls reported					
Prospect	6	Fewer than 30 calls reported					
Putnam	2,142	9	45.63	0	1445	10.80	6.94
Quaker Hill	197	9	4.27	0	25	9.61	8.42
Quinebaug	110	13	4.82	6	28	14.02	12.22
Redding	903	10	5.93	0	41	10.40	9.62

Incident City	Total Calls	Mean	Std Dev	Min	Max	Upper 95%	Lower 95%
Redding Ridge	48	11	5.17	0	22	12.30	9.38
Ridgefield	1,580	12	89.40	0	1450	16.59	7.77
Ridgeway	1	Fewer than 30 calls reported					
Riverside	44	105	371.28	0	1447	215.07	-4.34
Riverton	2	Fewer than 30 calls reported					
Rockville	156	8	5.94	0	50	8.82	6.96
Rocky Hill	1,467	16	86.58	0	1351	20.70	11.84
Rogers	56	10	4.02	5	34	11.19	9.08
Roxbury	154	19	57.01	3	683	28.15	10.15
Salem	245	12	4.93	0	26	12.77	11.53
Salisbury	31	57	113.23	0	583	96.85	17.13
Sandy Hook	486	10	6.22	0	100	10.81	9.70
Saugatuck	4	Fewer than 30 calls reported					
Saybrook Manor	4	Fewer than 30 calls reported					
Schaghticoke Reservation	76	13	6.37	0	27	14.12	11.25
Scotland	114	11	5.35	0	27	11.49	9.52
Seymour	3,400	7	4.08	0	47	7.51	7.23
Sharon	7	Fewer than 30 calls reported					
Sheffield	7	Fewer than 30 calls reported					
Shelton	7,567	9	4.14	0	44	9.30	9.11
Sherman	397	17	9.04	0	143	17.40	15.62
Simsbury	1,116	12	75.81	0	1449	16.86	7.96
Somers	23	Fewer than 30 calls reported					
Somersville	2	Fewer than 30 calls reported					
South Britain	4	Fewer than 30 calls reported					
South Glastonbury	85	10	5.04	0	26	11.06	8.92
South Kent	9	Fewer than 30 calls reported					
South Killingly	1	Fewer than 30 calls reported					
South Salem	5	Fewer than 30 calls reported					
South Windham	11	Fewer than 30 calls reported					
South Windsor	2	Fewer than 30 calls reported					
South Woodstock	1	Fewer than 30 calls reported					
Southbury	3,167	10	47.76	0	1450	11.43	8.11
Southfield	1	Fewer than 30 calls reported					
Southington	5,792	11	57.25	0	1425	12.05	9.10
Southport	69	9	3.94	3	22	10.23	8.37
Sprague	5	Fewer than 30 calls reported					
Stafford	335	12	5.19	0	32	12.10	10.99
Stafford Springs	984	11	21.32	0	606	12.39	9.73

Incident City	Total Calls	Mean	Std Dev	Min	Max	Upper 95%	Lower 95%
Stamford	13,926	7	4.31	0	82	7.15	7.01
Sterling	240	20	96.86	0	1458	31.99	7.49
Stonington	212	13	6.14	0	38	13.53	11.88
Storrs	35	6	1.78	3	11	6.19	5.01
Stratford	8,304	7	16.51	0	1449	7.71	7.00
Suffield	199	12	9.49	0	60	13.62	10.98
Taftville	170	10	3.69	1	30	10.55	9.44
Tariffville	76	11	2.86	6	20	11.38	10.09
Terryville	315	7	3.23	0	19	6.98	6.27
Thomaston	578	9	5.03	0	41	9.12	8.30
Thompson	575	13	5.74	0	49	13.41	12.47
Tolland	1,709	14	61.30	0	1462	16.94	11.13
Torrington	38	103	209.71	0	657	169.60	36.25
Town of Andover	27	Fewer than 30 calls reported					
Town of Ashford	250	11	6.29	1	32	11.61	10.05
Town of Avon	3	Fewer than 30 calls reported					
Town of Barkhamsted	31	16	7.07	1	30	18.91	13.93
Town of Beacon Falls	1	Fewer than 30 calls reported					
Town of Berlin	6	Fewer than 30 calls reported					
Town of Bethel	1	Fewer than 30 calls reported					
Town of Bethlehem	163	13	5.00	0	28	14.11	12.58
Town of Bloomfield	210	15	5.72	0	32	15.58	14.03
Town of Bolton	333	10	3.95	0	28	10.65	9.80
Town of Bozrah	395	12	5.57	0	39	12.07	10.97
Town of Branford	4,342	7	3.34	0	43	6.88	6.68
Town of Bridgewater	165	13	5.56	1	55	13.96	12.26
Town of Bristol	9,041	8	15.77	0	1447	7.94	7.29
Town of Brooklyn	795	9	5.06	0	36	9.35	8.65
Town of Burlington	11	Fewer than 30 calls reported					
Town of Canaan	38	21	8.09	8	39	23.61	18.47
Town of Canterbury	286	13	6.28	1	42	13.81	12.35
Town of Canton	32	18	6.17	0	34	20.29	16.02
Town of Chaplin	3	Fewer than 30 calls reported					
Town of Cheshire	2,160	7	4.33	0	32	6.88	6.51
Town of Chester	107	14	5.20	1	25	15.18	13.21
Town of Clinton	1,264	13	44.58	0	1454	15.30	10.39
Town of Colchester	1,654	10	5.25	0	40	10.12	9.62

Incident City	Total Calls	Mean	Std Dev	Min	Max	Upper 95%	Lower 95%
Town of Colebrook	5	Fewer than 30 calls reported					
Town of Columbia	6	Fewer than 30 calls reported					
Town of Cornwall	82	19	6.16	4	40	19.99	17.32
Town of Coventry	60	12	4.12	0	25	13.13	11.04
Town of Cromwell	380	11	3.40	0	27	11.10	10.42
Town of Danbury	19	Fewer than 30 calls reported					
Town of Deep River	108	14	4.11	1	22	14.77	13.22
Town of Durham	138	15	3.90	2	25	15.36	14.06
Town of East Granby	546	9	4.15	0	32	9.23	8.53
Town of East Haddam	498	15	8.71	0	89	15.80	14.27
Town of East Hampton	1,097	13	6.24	0	48	13.14	12.41
Town of East Hartford	7,691	7	3.55	0	119	7.35	7.19
Town of East Haven	3,682	6	2.66	0	49	5.67	5.50
Town of East Lyme	1,451	6	3.23	0	22	5.91	5.58
Town of East Windsor	1,328	6	3.93	0	33	5.72	5.30
Town of Eastford	35	14	5.62	6	28	15.75	12.03
Town of Easton	2	Fewer than 30 calls reported					
Town of Ellington	170	9	4.97	0	34	9.93	8.43
Town of Enfield	4,778	8	16.28	0	735	8.55	7.63
Town of Essex	171	12	3.21	3	22	12.70	11.73
Town of Farmington	292	8	84.46	0	1442	17.55	-1.83
Town of Franklin	21	Fewer than 30 calls reported					
Town of Glastonbury	889	7	4.68	0	67	7.43	6.81
Town of Goshen	215	13	5.58	2	32	13.51	12.02
Town of Granby	728	8	3.79	0	34	8.09	7.54
Town of Granville	1	Fewer than 30 calls reported					
Town of Greenwich	1	Fewer than 30 calls reported					
Town of Griswold	503	9	4.61	0	32	9.43	8.63
Town of Groton	346	14	79.67	0	1441	22.51	5.72
Town of Guilford	2,001	8	4.01	0	65	8.34	7.99
Town of Haddam	163	13	5.61	0	33	14.36	12.64
Town of Hampton	8	Fewer than 30 calls reported					
Town of Hartford	5	Fewer than 30 calls reported					
Town of Harwinton	8	Fewer than 30 calls reported					
Town of Hebron	29	Fewer than 30 calls reported					

Incident City	Total Calls	Mean	Std Dev	Min	Max	Upper 95%	Lower 95%
Town of Kent	46	61	230.45	1	1462	127.79	-5.40
Town of Killingworth	131	16	6.45	0	36	17.55	15.34
Town of Lebanon	17	Fewer than 30 calls reported					
Town of Ledyard	679	7	4.00	0	45	7.56	6.96
Town of Lisbon	145	10	4.94	0	32	10.67	9.06
Town of Litchfield	19	Fewer than 30 calls reported					
Town of Lyme	91	17	7.89	0	43	18.90	15.66
Town of Madison	21	Fewer than 30 calls reported					
Town of Manchester	13,755	6	3.28	0	165	6.09	5.98
Town of Mansfield	1	Fewer than 30 calls reported					
Town of Marlborough	205	12	7.59	0	41	13.32	11.24
Town of Meriden	1	Fewer than 30 calls reported					
Town of Middlebury	94	10	3.02	6	22	10.84	9.62
Town of Middlefield	102	13	3.70	6	24	13.53	12.10
Town of Middletown	1,611	8	3.95	0	31	7.94	7.55
Town of Milford	4,067	6	2.29	0	24	5.99	5.85
Town of Monroe	1	Fewer than 30 calls reported					
Town of Montville	5	Fewer than 30 calls reported					
Town of Morris	8	Fewer than 30 calls reported					
Town of Naugatuck	119	11	4.07	1	22	11.68	10.22
Town of New Britain	20	Fewer than 30 calls reported					
Town of New Hartford	46	19	10.11	8	72	21.55	15.70
Town of New Haven	5	Fewer than 30 calls reported					
Town of New London	5,646	5	10.97	0	667	5.52	4.94
Town of New Milford	114	11	11.04	0	74	12.91	8.86
Town of Newington	13	Fewer than 30 calls reported					
Town of Newtown	17	Fewer than 30 calls reported					
Town of Norfolk	16	Fewer than 30 calls reported					
Town of North Branford	763	14	52.75	0	1440	17.68	10.19
Town of North Canaan	1	Fewer than 30 calls reported					
Town of North Haven	1,139	6	3.18	0	41	6.33	5.96

Incident City	Total Calls	Mean	Std Dev	Min	Max	Upper 95%	Lower 95%
Town of North Stonington	157	13	6.63	0	39	14.21	12.13
Town of Norwich	4,957	7	4.98	0	235	7.36	7.08
Town of Old Lyme	940	12	5.95	0	50	12.46	11.70
Town of Old Saybrook	359	10	4.11	0	29	10.66	9.81
Town of Orange	1	Fewer than 30 calls reported					
Town of Plainfield	134	22	17.16	0	75	24.49	18.68
Town of Plainville	14	Fewer than 30 calls reported					
Town of Plymouth	14	Fewer than 30 calls reported					
Town of Portland	227	11	4.21	0	35	11.16	10.06
Town of Preston	49	9	4.56	0	20	10.17	7.62
Town of Prospect	534	10	3.53	0	28	10.37	9.77
Town of Rocky Hill	2,015	6	3.71	0	32	6.62	6.29
Town of Roxbury	16	Fewer than 30 calls reported					
Town of Salem	19	Fewer than 30 calls reported					
Town of Salisbury	486	17	8.58	0	84	17.61	16.08
Town of Scotland	1	Fewer than 30 calls reported					
Town of Sharon	427	13	6.95	0	51	14.10	12.78
Town of Sherman	38	18	5.48	9	38	19.34	15.85
Town of Simsbury	670	10	5.92	0	57	10.60	9.71
Town of Somers	727	6	4.71	0	59	6.59	5.91
Town of South Windsor	2,684	7	5.51	0	237	7.05	6.64
Town of Southbury	116	17	5.94	0	32	17.76	15.59
Town of Southington	11	Fewer than 30 calls reported					
Town of Sprague	1	Fewer than 30 calls reported					
Town of Stafford	66	11	4.06	1	19	11.87	9.91
Town of Sterling	1	Fewer than 30 calls reported					
Town of Stonington	1,187	8	5.95	0	138	8.28	7.61
Town of Stratford	9	Fewer than 30 calls reported					
Town of Suffield	1,536	9	4.48	0	40	9.08	8.63
Town of Thomaston	5	Fewer than 30 calls reported					
Town of Thompson	1	Fewer than 30 calls reported					
Town of Tolland	67	13	6.10	0	30	14.37	11.44
Town of Torrington	2	Fewer than 30 calls reported					
Town of Trumbull	3	Fewer than 30 calls reported					
Town of Union	7	Fewer than 30 calls reported					
Town of Vernon	8	Fewer than 30 calls reported					

Incident City	Total Calls	Mean	Std Dev	Min	Max	Upper 95%	Lower 95%
Town of Voluntown	46	15	5.43	3	30	16.74	13.60
Town of Wallingford	3,286	7	3.61	0	38	7.13	6.89
Town of Warren	9	Fewer than 30 calls reported					
Town of Washington	6	Fewer than 30 calls reported					
Town of Waterbury	9	Fewer than 30 calls reported					
Town of Waterford	2,517	7	3.77	0	67	6.85	6.56
Town of Watertown	18	Fewer than 30 calls reported					
Town of West Hartford	6,205	6	5.21	0	301	5.94	5.68
Town of West Haven	7,375	6	26.10	0	1525	6.41	5.22
Town of Westbrook	641	11	5.70	0	46	11.85	10.97
Town of Wethersfield	2,969	6	3.34	0	29	6.23	5.99
Town of Willington	50	11	5.45	0	26	12.88	9.85
Town of Wilton	1	Fewer than 30 calls reported					
Town of Windham	11	Fewer than 30 calls reported					
Town of Windsor	4,013	8	4.67	0	161	7.68	7.40
Town of Windsor Locks	598	7	3.59	0	22	6.93	6.35
Town of Wolcott	1,926	8	33.23	0	1445	9.46	6.50
Town of Woodbury	46	19	5.02	7	34	20.11	17.21
Town of Woodstock	1	Fewer than 30 calls reported					
Trumbull	6,125	8	4.80	0	129	8.49	8.25
Uncasville	2,068	6	32.02	0	1446	6.89	4.13
Union	88	17	6.59	0	33	18.24	15.49
Unionville	14	Fewer than 30 calls reported					
Vernon	5,401	11	53.42	0	1451	11.98	9.13
Versailles	6	Fewer than 30 calls reported					
Village of Port Chester	2	Fewer than 30 calls reported					
Village of Rye Brook	4	Fewer than 30 calls reported					
Vista	1	Fewer than 30 calls reported					
Voluntown	217	11	6.70	0	38	11.65	9.87
Wallingford	3,254	106	318.02	0	1483	117.00	95.15
Warehouse Point	505	6	3.22	0	29	6.11	5.54
Warren	120	16	4.38	7	30	16.36	14.79
Washington	426	18	6.72	1	69	19.05	17.77
Waterbury	12,294	7	11.97	0	1208	7.50	7.08

Incident City	Total Calls	Mean	Std Dev	Min	Max	Upper 95%	Lower 95%
Waterford	628	11	61.14	0	1451	15.34	5.78
Watertown	2,204	10	4.35	0	42	10.46	10.10
Wauregan	194	9	4.71	0	33	9.44	8.12
Weatogue	172	18	110.66	1	1451	34.73	1.65
West Cornwall	53	18	7.79	1	35	20.34	16.15
West Granby	48	11	3.44	0	21	12.09	10.15
West Hartford	6,672	8	18.25	0	1446	8.32	7.45
West Hartland	5	Fewer than 30 calls reported					
West Haven	8,202	10	5.22	0	67	10.25	10.02
West Redding	201	21	102.39	0	1400	35.08	6.77
West Simsbury	105	10	4.02	2	29	10.48	8.94
West Suffield	79	13	4.39	4	23	13.96	12.03
West Thompson	2	Fewer than 30 calls reported					
West Willington	3	Fewer than 30 calls reported					
West Woodstock	5	Fewer than 30 calls reported					
Westbrook	858	41	115.04	0	1459	48.67	33.28
Westchester	3	Fewer than 30 calls reported					
Westerly	3	Fewer than 30 calls reported					
Weston	745	17	54.34	0	1454	21.38	13.58
Westport	2,936	7	4.68	0	54	7.38	7.04
Wethersfield	640	8	57.60	0	1445	12.86	3.94
Weymouth	1	Fewer than 30 calls reported					
Willimantic	3,143	7	38.54	0	1449	8.57	5.88
Wilson	2	Fewer than 30 calls reported					
Wilton	2,170	9	4.55	0	36	8.78	8.40
Windham	1,264	12	72.22	0	1453	16.48	8.52
Windham County	5	Fewer than 30 calls reported					
Windsor	81	26	78.68	0	534	43.57	9.30
Windsor Locks	1,372	6	54.99	0	1445	9.09	3.28
Winsted	1,081	9	8.41	0	77	9.79	8.79
Wolcott	32	898	600.16	21	1469	1105.65	689.77
Woodbridge	1,962	8	5.08	0	42	8.01	7.56
Woodbury	1,057	17	6.25	0	69	16.99	16.24
Woodstock	713	13	6.84	0	37	13.72	12.72
Woodstock Valley	44	18	6.42	0	32	19.97	16.17
Yalesville	134	6	2.51	1	16	6.51	5.66
Yantic	17	Fewer than 30 calls reported					
Yarmouth	1	Fewer than 30 calls reported					

Appendix 3: Mutual Aid, Refused and Total Calls by Town

Town Name	Total Refused Calls	Total Mutual Aid	Town Total
Amston	7	0	7
Andover	49	0	49
Ansonia	550	19	569
Ashford	12	2	14
Avon	3	0	3
Ballouville	1	0	1
Baltic	9	20	29
Barkhamsted	55	2	57
Bedford	0	1	1
Beacon Falls	187	2	189
Bedminster	1	0	1
Berlin	475	14	489
Bethany	55	2	57
Bethel	194	53	247
Bloomfield	112	0	112
Bolton	1	0	1
Borough of Jewett City	96	1	97
Branford	1	0	1
Brewster	0	10	10
Briarcliff Manor	1	0	1
Bridgeport	3	17	20
Bridgewater	2	1	3
Bristol	1	3	4
Broad Brook	70	3	73
Brookfield	305	16	321
Brooklyn	36	14	50
Burlington	57	6	63
Canaan	94	1	95
Canterbury	0	7	7
Canton	154	7	161
Centerbrook	19	0	19
Central Village	35	1	36
Chaplin	15	1	16
Charlestown	1	0	1
Cheshire	1	3	4

Town Name	Total Refused Calls	Total Mutual Aid	Town Total
Chester	7	4	11
Chesterfield	13	0	13
City of Bridgeport	2	1	3
City of Bristol	2	7	9
City of Hartford	1066	23	1089
City of Meriden	1712	159	1871
City of Middletown	1133	69	1202
City of Milford	4	3	7
City of New Britain	1758	72	1830
City of New Haven	1	1	2
City of Norwich	257	1	258
City of Stamford	7	26	33
City of Torrington	705	2	707
City of Waterbury	1383	11	1394
Clinton	1	41	42
Coatesville	1	0	1
Cobalt	3	0	3
Colchester	4	3	7
Colebrook	11	1	12
Collinsville	12	1	13
Columbia	10	0	10
Cornwall Bridge	3	0	3
Cos Cob	11	0	11
Coventry	106	1	107
Cromwell	215	34	249
Crystal Lake	2	0	2
Danbury	207	51	258
Danielson	159	3	162
Darien	65	17	82
Dayville	80	3	83
Deep River	73	3	76
Derby	208	163	371
Dover	1	0	1
Durham	68	25	93
East Berlin	22	1	23
East Granby	3	0	3
East Haddam	52	6	58
East Hampton	1	1	2

Town Name	Total Refused Calls	Total Mutual Aid	Town Total
East Hartford	816	2	818
East Hartland	1	0	1
East Killingly	5	2	7
East Thompson	1	0	1
Eastford	9	1	10
Easton	141	8	149
Eldersburg	1	0	1
Ellington	93	3	96
Enfield	142	1	143
Essex	45	8	53
Fairfield	8	1	9
Fairhaven	1	0	1
Falls Village	5	5	10
Franklin	5	1	6
Gales Ferry	51	4	55
Gaylordsville	9	0	9
Georgetown	1	5	6
Glastonbury	288	0	288
Glenville	2	0	2
Goshen	2	0	2
Granby	6	2	8
Greenwich	604	10	614
Grosvenor Dale	3	0	3
Groton	694	10	704
Haddam	59	4	63
Hamden	249	2	251
Hampton	6	1	7
Harwinton	115	0	115
Hebron	75	0	75
Higganum	61	4	65
Holyoke	1	0	1
Ivoryton	12	0	12
Jewett City	41	1	42
Kensington	1	0	1
Kent	1	6	7
Killingworth	32	14	46
Lakeville	11	0	11
Lebanon	127	1	128

Town Name	Total Refused Calls	Total Mutual Aid	Town Total
Litchfield	323	1	324
Madison	363	4	367
Manchester	1	0	1
Mansfield Center	1	0	1
Mansfield Depot	2	0	2
Marble Dale	3	0	3
Marlborough	36	1	37
Middle Haddam	1	0	1
Middlebury	124	2	126
Middlefield	72	3	75
Middlesex County	2	0	2
Middletown	3	1	4
Mohegan	6	0	6
Monroe	562	6	568
Moodus	21	5	26
Moosup	94	17	111
Morris	71	1	72
Mystic	143	85	228
Naugatuck	270	12	282
New Britain	2	0	2
New Canaan	375	31	406
New Fairfield	98	11	109
New Hartford	144	8	152
New Haven	3	0	3
New Haven County	20	0	20
New London	11	5	16
New Milford	562	78	640
New Preston	9	0	9
Newington	363	2	365
Newtown	283	128	411
Niantic	35	2	37
Noank	2	0	2
Norfolk	26	3	29
North Franklin	6	18	24
North Grosvenor Dale	66	8	74
North Haven	231	0	231
North Stonington	1	2	3
Northfield	1	0	1

Town Name	Total Refused Calls	Total Mutual Aid	Town Total
Northford	27	1	28
Norwalk	1414	56	1470
Oakdale	48	1	49
Occum	1	0	1
Old Greenwich	14	0	14
Old Lyme	1	4	5
Old Mystic	3	1	4
Old Saybrook	52	2	54
Oneco	2	0	2
Orange	3	0	3
Oxford	180	5	185
Paucatuck Eastern Pequot Reservation	76	4	80
Pawcatuck	60	69	129
Pelham	1	0	1
Pequabuck	1	0	1
Plainfield	82	13	95
Plantsville	2	0	2
Plymouth	108	29	137
Pomfret	26	0	26
Pomfret Center	4	0	4
Pomona	1	0	1
Port Wentworth	8	0	8
Portland	104	10	114
Putnam	328	35	363
Quaker Hill	11	0	11
Quinebaug	20	0	20
Redding	28	9	37
Redding Ridge	5	0	5
Ridgefield	367	10	377
Riverside	17	2	19
Riverton	2	0	2
Rockville	1	0	1
Rocky Hill	260	0	260
Rogers	3	1	4
Roxbury	33	8	41
Salem	26	0	26
Sandy Hook	46	3	49
Scotland	11	0	11

Town Name	Total Refused Calls	Total Mutual Aid	Town Total
Seymour	334	23	357
Sharon	1	0	1
Sheffield	2	1	3
Shelton	445	22	467
Sherman	78	32	110
Simsbury	152	23	175
Somers	1	4	5
South Glastonbury	4	0	4
South Salem	1	0	1
Southbury	572	72	644
Southington	1	1	2
Sprague	1	0	1
Stafford	3	0	3
Stafford Springs	46	0	46
Stamford	1059	9	1068
Sterling	22	5	27
Stonington	2	0	2
Storrs	3	0	3
Stratford	1877	2	1879
Suffield	3	4	7
Taftville	28	0	28
Tariffville	10	0	10
Terryville	61	4	65
Thomaston	76	9	85
Thompson	57	9	66
Tolland	238	17	255
Torrington	5	8	13
Town of Ashford	4	0	4
Town of Barkhamsted	1	0	1
Town of Bethlehem	14	0	14
Town of Bloomfield	10	3	13
Town of Bolton	22	0	22
Town of Bozrah	1	0	1
Town of Branford	184	1	185
Town of Bridgewater	5	0	5
Town of Bristol	1	0	1
Town of Brooklyn	44	0	44
Town of Canterbury	37	3	40

Town Name	Total Refused Calls	Total Mutual Aid	Town Total
Town of Cheshire	152	0	152
Town of Clinton	93	28	121
Town of Colchester	123	1	124
Town of Colebrook	3	0	3
Town of Cornwall	4	0	4
Town of Coventry	2	0	2
Town of Cromwell	3	1	4
Town of Deep River	2	0	2
Town of Durham	3	0	3
Town of East Granby	4	4	8
Town of East Haddam	26	6	32
Town of East Hampton	87	2	89
Town of East Hartford	70	8	78
Town of East Haven	299	1	300
Town of East Lyme	85	9	94
Town of East Windsor	125	1	126
Town of Ellington	5	16	21
Town of Enfield	399	10	409
Town of Essex	1	7	8
Town of Farmington	18	0	18
Town of Franklin	4	0	4
Town of Glastonbury	40	2	42
Town of Goshen	5	2	7
Town of Granby	1	5	6
Town of Griswold	81	1	82
Town of Groton	49	1	50
Town of Guilford	118	1	119
Town of Haddam	2	2	4
Town of Killingworth	3	2	5
Town of Lebanon	2	1	3
Town of Ledyard	111	2	113
Town of Lisbon	10	37	47
Town of Lyme	3	0	3
Town of Madison	1	1	2
Town of Manchester	399	6	405
Town of Marlborough	1	4	5
Town of Middlebury	11	1	12
Town of Middlefield	1	0	1

Town Name	Total Refused Calls	Total Mutual Aid	Town Total
Town of Middletown	32	0	32
Town of Milford	510	0	510
Town of Naugatuck	11	10	21
Town of New London	574	51	625
Town of New Milford	5	3	8
Town of Norfolk	1	0	1
Town of North Branford	27	3	30
Town of North Haven	86	0	86
Town of North Stonington	4	18	22
Town of Norwich	843	26	869
Town of Old Lyme	147	2	149
Town of Old Saybrook	6	27	33
Town of Portland	6	1	7
Town of Preston	8	7	15
Town of Prospect	33	1	34
Town of Rocky Hill	180	2	182
Town of Salisbury	26	0	26
Town of Sherman	2	0	2
Town of Simsbury	20	0	20
Town of Somers	38	4	42
Town of South Windsor	149	7	156
Town of Southbury	4	0	4
Town of Southington	2	0	2
Town of Stonington	95	12	107
Town of Suffield	117	4	121
Town of Vernon	1	4	5
Town of Voluntown	2	9	11
Town of Wallingford	177	2	179
Town of Warren	1	0	1
Town of Waterford	134	2	136
Town of West Hartford	252	2	254
Town of West Haven	450	3	453
Town of Westbrook	32	2	34
Town of Wethersfield	291	4	295
Town of Windsor	302	5	307
Town of Windsor Locks	67	3	70
Town of Wolcott	152	1	153
Town of Woodbury	4	0	4

Town Name	Total Refused Calls	Total Mutual Aid	Town Total
Trumbull	1377	45	1422
Uncasville	360	58	418
Union	3	1	4
Vernon	673	26	699
Voluntown	49	0	49
Wallingford	143	101	244
Warehouse Point	52	0	52
Warren	20	9	29
Washington	82	2	84
Waterbury	9	27	36
Waterford	3	0	3
Wauregan	7	5	12
Weatogue	7	0	7
West Cornwall	2	1	3
West Hartford	2	0	2
West Redding	26	5	31
West Simsbury	3	1	4
West Suffield	1	0	1
Westbrook	32	12	44
Weston	102	5	107
Westport	491	39	530
Wethersfield	171	0	171
Willimantic	190	2	192
Wilton	293	48	341
Windham	88	1	89
Windsor Locks	62	0	62
Winsted	88	12	100
Woodbury	227	5	232
Woodstock	76	28	104
Woodstock Valley	3	1	4
Yalesville	4	0	4
Yantic	3	0	3
Carmel	0	1	1
City of Danbury	0	11	11
Fort Trumbull	0	1	1
Guilford	0	10	10
Hadlyme	0	1	1
Hamburg	0	1	1

Town Name	Total Refused Calls	Total Mutual Aid	Town Total
Hartford	0	1	1
Milford	0	7	7
North Granby	0	1	1
Patterson	0	1	1
Pawling	0	1	1
Plainville	0	1	1
Putnam Valley	0	1	1
Somersville	0	1	1
South Windham	0	2	2
Town of Canaan	0	2	2
Town of Canton	0	1	1
Town of Danbury	0	1	1
Town of Hebron	0	3	3
Town of Kent	0	1	1
Town of Montville	0	4	4
Town of New Haven	0	3	3
Town of Newtown	0	1	1
Town of Plainfield	0	8	8
Town of Stafford	0	68	68
Town of Stratford	0	5	5
Town of Tolland	0	2	2
Town of Waterbury	0	24	24
Town of Watertown	0	1	1
Town of Willington	0	1	1
Village of Rye Brook	0	2	2
Watertown	0	9	9
West Woodstock	0	2	2
Windsor	0	1	1

Appendix 4: Fractile Times for Dispatch, First Responder, BLS, ALS by Town

CITY_NAME	Level of Response	Minutes from Dispatch Notified to the Scene					Not Recorded	Minutes from Dispatch Notified to Unit Notified by Dispatch					Not Recorded	Total BLS	Total ALS	TTL 1st Rspndr
		<5	5	6	7	7+		<5	5	6	7	7+				
Abington	BLS-Basic /EMT	0	0	0	0	0	1	0	0	0	0	0	1	1		
Abington	ALS-Paramedic	0	0	0	0	1	1	2	0	0	0	0	0		2	
Albertson	ALS-Paramedic	0	1	0	0	0	0	1	0	0	0	0	0		1	
Amston	ALS-Paramedic	0	0	0	0	1	24	2	0	0	0	0	24		25	
Amston	BLS-Basic /EMT	0	0	0	0	0	69	0	0	0	0	0	69	69		
Andover	ALS-Paramedic	0	0	0	0	8	3	8	0	0	0	0	2		11	
Andover	BLS-Basic /EMT	0	0	0	0	0	203	0	0	0	0	0	203	203		
Ansonia	ALS-Intermediate	0	0	0	0	0	1	0	0	0	0	0	1		1	
Ansonia	ALS-Paramedic	7	2	7	8	30	1197	71	1	2	0	0	1181		1251	
Ansonia	BLS-Basic /EMT	1	0	0	1	2	2980	4	0	0	0	0	2980	2984		
Ashaway	BLS-Basic /EMT	0	0	0	0	1	0	1	0	0	0	0	0	1		
Ashford	ALS-Paramedic	9	0	2	0	110	28	144	0	0	1	0	4		149	
Ashford	BLS-Basic /EMT	0	0	0	0	5	37	4	0	0	1	0	37	42		
Attawaugan	BLS-Basic /EMT	0	0	0	0	0	1	0	0	0	0	0	1	1		
Avon	BLS-Basic /EMT	0	0	0	0	6	0	6	0	0	0	0	0	6		
Avon	ALS-Paramedic	185	7	5	10	1063	53	1822	0	0	0	14	3		1323	
Bakersville	ALS-Paramedic	0	0	0	0	0	0	1	0	0	0	0	0		0	
Ballouville	BLS-Basic /EMT	0	0	0	0	1	22	1	0	0	0	0	22	23		

		Minutes from Dispatch Notified to the Scene						Minutes from Dispatch Notified to Unit Notified by Dispatch							
Ballouville	ALS-Paramedic	0	0	0	0	0	11	0	0	0	0	0	11		11
Baltic	ALS-Paramedic	0	0	0	0	24	6	30	0	0	0	0	0	30	
Baltic	BLS-Basic /EMT	0	0	0	0	14	138	24	0	0	0	0	129	152	
Bantam	BLS-Basic /EMT	0	0	0	0	0	2	0	0	0	0	0	2	2	
Bantam	ALS-Paramedic	0	0	0	0	0	2	2	0	0	0	0	0		2
Bantam	Specialty Critical Care	0	0	0	0	1	0	1	0	0	0	0	0	1	
Barkhamsted	ALS-Paramedic	0	0	0	0	0	7	0	0	0	0	0	7		7
Barkhamsted	BLS-Basic /EMT	0	0	0	0	0	269	0	0	0	0	0	269	269	
Beacon Falls	BLS-First Responder/EMR	0	0	0	0	0	1	0	0	0	0	0	1	1	1
Beacon Falls	ALS-Paramedic	4	0	0	0	120	75	185	0	0	0	1	12		199
Beacon Falls	BLS-Basic /EMT	12	1	4	0	19	610	36	0	0	0	0	610	646	
Bedminster	BLS-Basic /EMT	0	0	0	0	0	1	0	0	0	0	0	1	1	
Belle Haven	ALS-Paramedic	0	0	0	0	2	0	1	0	0	0	1	0		2
Berkeley	BLS-Basic /EMT	0	0	0	0	0	2	0	0	0	0	0	2	2	
Berlin	BLS-Basic /EMT	34	1	2	1	210	10	363	0	0	0	0	1	258	
Berlin	ALS-Paramedic	126	6	6	6	707	16	1446	0	0	0	2	0		867
Bethany	BLS-Basic /EMT	2	0	0	0	111	352	122	0	0	0	0	343	465	
Bethany	BLS-First Responder/EMR	0	0	0	0	0	1	0	0	0	0	0	1	1	1
Bethany	ALS-Paramedic	0	0	0	0	55	24	57	0	0	0	1	23		79
Bethel	BLS-Basic /EMT	384	10 3	79	64	486	737	1261	0	0	0	1	727	185 3	
Bethel	ALS-Paramedic	1	0	1	0	2	1126	4	0	0	0	0	1126		1130
Bethel	BLS-First	6	0	0	0	6	10	13	0	0	0	0	10	22	22

		Minutes from Dispatch Notified to the Scene						Minutes from Dispatch Notified to Unit Notified by Dispatch							
	Responder/EMR														
Bethlehem	ALS-Paramedic	0	0	0	0	18	6	23	0	0	0	0	0	24	
Bethlehem	BLS-Basic /EMT	0	0	0	0	0	1	0	0	0	0	0	1	1	
Bloomfield	ALS-Paramedic	83	5	16	17	1806	1256	2003	2	0	0	34	1213	3183	
Bloomfield	BLS-Basic /EMT	1	0	0	0	2	7	3	0	0	0	0	7	10	
Blue Hills	ALS-Paramedic	16	2	0	1	56	4	98	0	0	0	2	0	79	
Bolton	BLS-Basic /EMT	0	0	0	0	0	1	0	0	0	0	0	1	1	
Borough of Danielson	BLS-Basic /EMT	0	0	0	0	0	4	0	0	0	0	0	4	4	
Borough of Groton Long Point	BLS-Basic /EMT	0	0	0	0	0	2	0	0	0	0	0	2	2	
Borough of Jewett City	ALS-Paramedic	5	0	0	0	62	7	83	0	0	0	0	0	74	
Borough of Jewett City	BLS-Basic /EMT	303	0	0	0	42	5	458	0	0	0	0	0	350	
Branford	BLS-Basic /EMT	1	0	0	0	8	0	9	0	0	0	0	0	9	
Branford	ALS-Paramedic	10	0	0	0	16	0	22	0	0	0	3	0	26	
Brentwood	BLS-Basic /EMT	0	0	0	0	0	1	0	0	0	0	0	1	1	
Brewster	ALS-Paramedic	0	0	0	0	0	1	0	0	0	0	0	1	1	
Briarcliff Manor	BLS-Basic /EMT	0	0	0	0	0	1	0	0	0	0	0	1	1	
Bridgeport	ALS-Paramedic	275	10	11	11	1759		3230	1	1		62		2420	
		5	9	1	7	9	3513	3	4	0	5	6	44	4	
Bridgeport	BLS-Basic /EMT	1	0	0	0	2	3	5	0	0	0	0	3	6	
Bridgeport	BLS-First Responder/EMR	2	0	2	0	0	2	4	0	0	0	0	2	6	6
Bridgewater	ALS-Paramedic	0	0	0	0	0	2	0	0	0	0	0	2	2	
Bridgewater	BLS-Basic /EMT	0	0	0	0	0	3	0	0	0	0	0	3	3	
Bristol	BLS-Basic /EMT	0	0	0	0	0	4	0	0	0	0	0	4	4	
Bristol	ALS-Paramedic	3	0	0	0	41	2	52	0	0	0	1	0	46	

		Minutes from Dispatch Notified to the Scene						Minutes from Dispatch Notified to Unit Notified by Dispatch							
Broad Brook	ALS-Paramedic	2	0	1	1	482	6	403	0	0	0	19	1		492
Broad Brook	BLS-Basic /EMT	0	0	0	0	144	3	119	0	0	1	9	1	147	
Bronx	ALS-Paramedic	0	0	0	0	1	0	0	0	0	0	1	0		1
Brookfield	BLS-Basic /EMT	0	1	0	0	0	240	3	0	0	0	0	240	241	
Brookfield	ALS-Paramedic	0	0	0	0	0	1243	0	0	0	0	0	1243		1243
Brookfield	ALS-Physician	0	0	0	0	0	1	0	0	0	0	0	1		1
Brookfield	BLS-First Responder/EMR	0	0	0	0	0	1	0	0	0	0	0	1	1	1
Brooklyn	ALS-Paramedic	0	0	0	0	8	474	8	0	0	0	0	473		482
Brooklyn	BLS-Basic /EMT	0	0	0	0	3	64	2	0	0	0	1	64	67	
Bulls Bridge	BLS-Basic /EMT	0	0	0	0	1	0	1	0	0	0	0	0	1	
Burlington	ALS-Paramedic	1	0	1	0	28	360	36	0	0	0	0	354		390
Burlington	BLS-Basic /EMT	0	0	0	0	0	21	0	0	0	0	0	21	21	
Canaan	ALS-Paramedic	48	31	31	17	67	339	192	0	0	1	4	337		533
Canaan	BLS-Basic /EMT	8	7	14	3	17	108	50	0	0	0	0	107	157	
Canaan	BLS-First Responder/EMR	0	0	0	0	0	1	0	0	0	0	0	1	1	1
Canterbury	BLS-Basic /EMT	0	0	0	0	2	19	0	0	0	0	2	19	21	
Canterbury	ALS-Paramedic	0	0	0	0	2	6	3	0	0	0	0	5		8
Canton	BLS-First Responder/EMR	0	0	0	0	0	1	0	0	0	0	0	1	1	1
Canton	ALS-Paramedic	9	5	5	11	17	760	47	1	0	0	0	759		807
Canton	BLS-Basic /EMT	1	0	1	0	4	139	5	1	0	0	0	139	145	
Canton Center	ALS-Paramedic	0	0	0	0	0	1	0	0	0	0	0	1		1
Carmel	BLS-Basic /EMT	0	0	0	0	0	4	0	0	0	0	0	4	4	
Centerbrook	BLS-Basic /EMT	0	0	1	1	5	117	7	0	0	0	0	117	124	

		Minutes from Dispatch Notified to the Scene						Minutes from Dispatch Notified to Unit Notified by Dispatch							
Central Village	BLS-Basic /EMT	60	29	41	23	122	42	250	9	3	4	8	38	317	
Central Village	ALS-Paramedic	0	0	0	0	0	38	0	0	0	0	0	38		38
Chaplin	BLS-Basic /EMT	0	0	0	0	1	159	1	0	0	0	0	159	160	
Chaplin	ALS-Paramedic	4	1	1	1	87	6	98	0	0	0	1	1		100
Charlestown	BLS-Basic /EMT	0	0	0	0	0	1	0	0	0	0	0	1	1	
Cheshire	BLS-Basic /EMT	2	0	0	0	9	0	11	0	0	0	0	0	11	
Cheshire	ALS-Paramedic	2	0	0	0	8	1	10	0	0	0	0	1		11
Chester	ALS-Paramedic	0	0	0	0	1	0	3	0	0	0	0	0		1
Chester	BLS-Basic /EMT	1	0	0	0	20	118	12	0	0	2	5	117	139	
Chesterfield	BLS-Basic /EMT	3	3	3	0	5	32	13	0	0	1	0	32	46	
Chicopee	ALS-Paramedic	0	0	0	0	1	0	1	0	0	0	0	0		1
City of Bridgeport	ALS-Paramedic	4	0	0	0	4	0	7	0	0	0	2	0		8
City of Bridgeport	BLS-Basic /EMT	3	0	0	0	0	1	3	0	0	0	0	1	4	
City of Bristol	BLS-Basic /EMT	7	0	0	0	51	1	59	0	0	0	0	0	59	
City of Bristol	ALS-Paramedic	5	1	0	0	16	2	27	0	0	0	0	0		24
City of Bristol	Specialty Critical Care	0	0	0	0	1	0	1	0	0	0	0	0	1	
City of Danbury	BLS-Basic /EMT	1	0	0	0	6	1	10	0	0	0	0	0	8	
City of Groton	Specialty Critical Care	0	0	0	0	1	0	1	0	0	0	0	0	1	
City of Groton	ALS-Paramedic	0	0	0	0	0	2	2	0	0	0	0	0		2
City of Hartford	BLS-Basic /EMT	127 9	10	9	10	1831	1	5050	1	0	0	10	1	314 0	
City of Hartford	ALS-Paramedic	232 4	27	17	18	2549	3	8921	0	0	0	19	0		4938
City of Meriden	ALS-Paramedic	137	23	17	24	2381	162	7564	0	0	0	2	0		3977

		Minutes from Dispatch Notified to the Scene						Minutes from Dispatch Notified to Unit Notified by Dispatch							
		0													
City of Meriden	ALS-Nurse	1	0	0	0	1	0	3	0	0	0	0	0	2	
City of Meriden	Specialty Critical Care	1	0	0	0	3	0	3	0	0	0	0	0	4	
City of Meriden	BLS-Basic /EMT	412	9	12	6	1662	103	3129	0	0	0	0	0	2204	
City of Middletown	ALS-Paramedic	321	4	6	13	1524	52	2927	0	0	0	2	0	1920	
City of Middletown	ALS-Nurse	2	0	0	0	3	0	5	0	0	0	0	0	5	
City of Middletown	ALS-Physician	0	0	0	0	1	0	1	0	0	0	0	0	1	
City of Middletown	BLS-Basic /EMT	586	16	13	12	2569	91	4860	0	0	0	0	1	3287	
City of Milford	ALS-Paramedic	23	0	2	1	144	8	247	0	0	0	6	0	178	
City of Milford	ALS-Intermediate	0	0	0	0	0	0	1	0	0	0	0	0	0	
City of Milford	BLS-Basic /EMT	23	2	0	0	71	15	152	0	0	0	1	0	111	
City of Milford	Specialty Critical Care	3	0	0	0	6	4	16	0	0	0	0	0	13	
City of New Britain	ALS-Physician	0	0	0	0	3	0	6	0	0	0	0	0	3	
City of New Britain	ALS-Nurse	3	0	0	0	17	0	29	0	0	0	0	0	20	
City of New Britain	BLS-Basic /EMT	76	1	1	3	1541	42	1881	0	0	0	2	0	1664	
City of New Britain	ALS-Paramedic	901	56	68	52	7956	247	13539	0	0	0	11	0	9280	
City of New Haven	BLS-Basic /EMT	53	0	0	0	20	1	77	0	0	0	0	0	74	
City of New Haven	ALS-Paramedic	12	0	0	0	12	1	27	0	0	0	0	1	25	
City of New London	BLS-Basic /EMT	0	0	0	0	1	0	0	0	0	0	1	0	1	
City of New London	ALS-Paramedic	0	0	0	0	5	0	2	0	0	0	3	0	5	

		Minutes from Dispatch Notified to the Scene						Minutes from Dispatch Notified to Unit Notified by Dispatch							
City of New London	Specialty Critical Care	0	0	0	0	1	0	1	0	0	0	0	0	1	
City of Norwalk	BLS-Basic /EMT	1	0	0	0	4	0	2	0	0	0	0	0	5	
City of Norwalk	ALS-Paramedic	1	0	0	0	1	1	2	0	0	0	0	1		3
City of Norwich	ALS-Paramedic	179	4	2	9	865	17	1686	0	0	0	10	2		1076
City of Norwich	BLS-Basic /EMT	41	2	1	2	274	11	437	0	0	0	4	1	331	
City of Shelton	BLS-Basic /EMT	0	0	0	0	1	0	1	0	0	0	0	0	1	
City of Stamford	BLS-Basic /EMT	4	0	0	0	20	1	23	0	0	0	1	0	25	
City of Stamford	ALS-Intermediate	0	0	0	0	0	2	2	0	0	0	0	0		2
City of Stamford	ALS-Paramedic	8	0	1	0	41	39	98	0	0	0	0	0		89
City of Torrington	BLS-Basic /EMT	413	2	8	5	732	127	1966	0	0	0	30	42	128 7	
City of Torrington	Specialty Critical Care	0	0	0	0	7	0	7	0	0	0	0	0	7	
City of Torrington	ALS-Paramedic	594	7	14	11	1227	93	3013	1	0	0	82	4		1946
City of Torrington	ALS-Community Paramedicine	8	0	0	1	8	2	35	0	0	0	0	1		19
City of Waterbury	ALS-Physician	1	0	0	0	4	0	3	0	0	0	1	0		5
City of Waterbury	ALS-Community Paramedicine	2	0	0	0	2	0	4	0	0	0	0	0		4
City of Waterbury	ALS-Paramedic	789	13	30	21	3755	484	6581	1	4	0	24 7	44		5092
City of Waterbury	BLS-Basic /EMT	207	2	6	6	1543	156	2228	0	2	0	88	15	192 0	
City of Waterbury	ALS-Intermediate	6	0	0	0	13	1	30	0	0	0	0	0		20
City of Waterbury	BLS-Community Paramedicine	0	0	0	0	1	0	1	0	0	0	0	0	1	

		Minutes from Dispatch Notified to the Scene						Minutes from Dispatch Notified to Unit Notified by Dispatch							
City of Waterbury	BLS-AEMT	0	0	0	0	5	0	2	0	0	0	3	0	5	
City of West Haven	BLS-Basic /EMT	0	0	0	0	1	0	0	0	0	0	0	0	1	
City of White Plains	ALS-Paramedic	1	0	0	0	0	0	1	0	0	0	0	0		1
Clinton	ALS-Paramedic	0	0	0	0	1	0	1	0	0	0	0	0		1
Clinton	BLS-Basic /EMT	0	0	0	0	0	13	0	0	0	0	0	13	13	
Coatesville	BLS-First Responder/EMR	0	0	0	0	0	1	0	0	0	0	0	1	1	1
Coatesville	BLS-Basic /EMT	0	0	0	0	0	2	0	0	0	0	0	2	2	
Cobalt	BLS-Basic /EMT	0	0	0	0	1	51	1	0	0	0	0	51	52	
Cobalt	ALS-Paramedic	0	0	0	0	1	0	1	0	0	0	0	0		1
Colchester	ALS-Paramedic	0	0	0	0	4	9	3	0	0	0	1	9		13
Colchester	BLS-First Responder/EMR	0	2	0	0	0	0	2	0	0	0	0	0	2	2
Colchester	BLS-Basic /EMT	0	0	1	0	15	52	18	0	0	0	0	50	68	
Colebrook	BLS-Basic /EMT	0	0	0	0	0	70	0	0	0	0	0	70	70	
Collinsville	BLS-First Responder/EMR	0	0	0	0	0	1	0	0	0	0	0	1	1	1
Collinsville	ALS-Paramedic	0	0	2	0	4	52	5	0	0	0	1	52		58
Collinsville	BLS-Basic /EMT	0	0	0	0	0	6	0	0	0	0	0	6	6	
Columbia	ALS-Paramedic	10	12	15	14	117	9	175	0	0	0	0	2		177
Columbia	BLS-Basic /EMT	0	0	0	0	0	373	0	0	0	0	0	373	373	
Cornwall	BLS-Basic /EMT	0	0	0	0	5	9	5	0	0	0	0	9	14	
Cornwall Bridge	ALS-Paramedic	0	0	0	0	2	10	2	0	0	0	0	10		12
Cornwall Bridge	BLS-Basic /EMT	0	0	0	0	33	3	35	0	0	0	0	1	36	
Cornwall Bridge	BLS-First Responder/EMR	0	0	0	0	0	1	1	0	0	0	0	0	1	1

		Minutes from Dispatch Notified to the Scene						Minutes from Dispatch Notified to Unit Notified by Dispatch							
Cos Cob	ALS-Paramedic	17	1	0	0	9	3	42	0	0	0	0	0		30
Cos Cob	ALS-Intermediate	0	0	0	0	0	0	1	0	0	0	0	0		0
Cottage Grove	ALS-Paramedic	0	0	0	0	0	1	0	0	0	0	0	1		1
Coventry	BLS-Basic /EMT	26	14	18	21	128	490	204	2	0	0	1	490	697	
Coventry	ALS-Paramedic	3	5	12	12	154	19	195	0	0	0	1	9		205
Cowan Heights	ALS-Paramedic	1	0	0	0	0	0	1	0	0	0	0	0		1
Cromwell	ALS-Paramedic	1	0	0	0	26	3	30	0	0	0	1	2		30
Cromwell	BLS-First Responder/EMR	0	0	0	0	2	2	2	0	0	0	0	2	4	4
Cromwell	BLS-Basic /EMT	22	2	8	2	170	2315	212	0	1	0	0	2312	2519	
Crystal Lake	BLS-Basic /EMT	0	0	0	0	1	14	1	0	0	0	0	14	15	
Danbury	ALS-Paramedic	0	0	0	0	5	2196	2	0	0	0	2	2196		2201
Danbury	BLS-Basic /EMT	0	0	0	0	1	189	1	0	0	0	0	189	190	
Danielson	ALS-Paramedic	0	0	0	0	1	741	1	0	0	0	0	741		742
Danielson	BLS-Basic /EMT	0	0	0	3	10	894	9	0	1	0	3	894	907	
Darien	BLS-Basic /EMT	0	0	0	0	0	1575	0	0	0	0	0	1575	1575	
Darien	BLS-First Responder/EMR	0	0	0	0	0	1	0	0	0	0	0	1	1	1
Darien	ALS-Paramedic	0	0	0	0	14	626	19	0	0	0	2	625		640
Dayville	BLS-Basic /EMT	0	0	0	0	1	576	1	0	0	0	0	576	577	
Dayville	ALS-Paramedic	0	0	0	0	1	454	1	0	0	0	0	454		455
Deep River	BLS-Basic /EMT	2	0	4	0	67	425	75	0	1	0	0	422	498	
Deep River	ALS-Paramedic	0	0	0	0	0	8	0	0	0	0	0	8		8
Derby	BLS-First	0	0	0	0	0	1	0	0	0	0	0	1	1	1

		Minutes from Dispatch Notified to the Scene						Minutes from Dispatch Notified to Unit Notified by Dispatch							
	Responder/EMR														
Derby	ALS-Paramedic	10	4	3	1	56	783	76	0	0	0	20	763		857
Derby	BLS-Basic /EMT	1	0	0	0	1	1499	2	0	0	0	0	1499	150 1	
Dover	ALS-Paramedic	0	0	0	0	1	0	1	0	0	0	0	0		1
Durham	BLS-Basic /EMT	55	32	36	34	300	87	464	4	0	0	0	77	544	
Durham	ALS-Paramedic	0	0	0	0	27	0	28	0	0	0	0	0		27
East Berlin	ALS-Paramedic	2	0	0	0	43	2	96	0	0	0	0	1		47
East Berlin	BLS-Basic /EMT	0	0	0	0	23	3	40	0	0	0	0	2	26	
East Canaan	ALS-Paramedic	0	0	0	0	0	12	0	0	0	0	0	12		12
East Granby	ALS-Paramedic	0	0	0	1	4	32	5	0	0	0	0	32		37
East Granby	BLS-Basic /EMT	0	0	0	0	0	2	0	0	0	0	0	2	2	
East Haddam	ALS-Paramedic	1	0	0	0	4	2	1	1	0	0	1	2		7
East Haddam	BLS-Basic /EMT	13	4	4	5	65	236	94	1	0	0	1	231	327	
East Hampton	ALS-Paramedic	0	0	0	0	3	1	4	0	0	0	0	0		4
East Hampton	BLS-Basic /EMT	0	0	0	0	7	14	6	0	0	0	1	14	21	
East Hartford	ALS-Paramedic	161	8	13	15	3224	0	5158	0	0	0	2	0		3421
East Hartford	BLS-Basic /EMT	54	8	4	5	427	9	708	0	0	0	0	9	507	
East Hartland	BLS-Basic /EMT	0	0	0	0	1	1	1	0	0	0	0	1	2	
East Hartland	ALS-Paramedic	0	0	0	0	0	107	1	0	0	0	0	107		107
East Haven	BLS-Basic /EMT	10	1	0	0	144	6	174	1	1	0	3	0	161	
East Haven	ALS-Paramedic	306	35	42	45	4304	71	5385	5	4	1	51	1		4803
East Killingly	BLS-Basic /EMT	0	0	0	0	0	31	0	0	0	0	0	31	31	
East Killingly	ALS-Paramedic	0	0	0	0	0	24	0	0	0	0	0	24		24
East Longmeadow	ALS-Paramedic	0	0	0	0	0	0	1	0	0	0	0	0		0

		Minutes from Dispatch Notified to the Scene						Minutes from Dispatch Notified to Unit Notified by Dispatch							
East Norwalk	ALS-Paramedic	0	0	0	0	1	0	1	0	0	0	0	0	1	
East Putnam	ALS-Paramedic	0	0	0	0	0	5	0	0	0	0	0	5	5	
East Putnam	BLS-Basic /EMT	0	0	0	0	0	1	0	0	0	0	0	1	1	
East Rockaway	BLS-Basic /EMT	0	0	0	0	0	1	0	0	0	0	0	1	1	
East Thompson	ALS-Paramedic	0	0	0	0	0	7	0	0	0	0	0	7	7	
East Willington	ALS-Paramedic	0	0	0	0	5	0	5	0	0	0	0	0	5	
East Windsor Hill	ALS-Paramedic	1	0	0	1	1	0	3	0	0	0	0	0	3	
East Woodstock	BLS-Basic /EMT	0	0	0	0	1	0	1	0	0	0	0	0	1	
East Woodstock	ALS-Paramedic	0	0	0	0	0	1	0	0	0	0	0	1	1	
Eastford	BLS-Basic /EMT	0	0	0	0	2	52	1	0	0	0	1	52	54	
Eastford	ALS-Paramedic	0	0	0	0	1	49	2	0	0	0	0	48	50	
Easton	BLS-Basic /EMT	0	0	0	0	0	539	0	0	0	0	0	539	539	
Easton	ALS-Paramedic	3	0	0	0	164	70	233	0	0	0	1	8	237	
Eldersburg	BLS-Basic /EMT	0	0	0	0	0	1	0	0	0	0	0	1	1	
Ellington	BLS-Basic /EMT	5	2	6	3	28	994	40	2	0	0	4	992	1038	
Ellington	ALS-Paramedic	14	1	3	1	280	29	345	0	0	0	2	12	328	
Ellington	BLS-First Responder/EMR	0	0	0	0	0	2	0	0	0	0	0	2	2	2
Elmwood	ALS-Paramedic	0	0	0	0	0	1	0	0	0	0	0	1	1	
Enfield	BLS-Basic /EMT	4	4	3	1	12	34	25	0	0	0	0	33	58	
Enfield	ALS-Paramedic	70	52	48	55	280	1833	451	1	2	4	6	1860	2338	
Essex	ALS-Paramedic	1	0	0	0	0	0	1	0	0	0	0	0	1	
Essex	BLS-Basic /EMT	4	1	0	2	17	460	22	0	0	0	2	459	484	
Essex	Specialty Critical	0	0	0	0	1	0	1	0	0	0	0	0	1	

		Minutes from Dispatch Notified to the Scene						Minutes from Dispatch Notified to Unit Notified by Dispatch							
	Care														
Fair Haven	ALS-Paramedic	0	0	0	0	1	0	1	0	0	0	0	0	1	
Fairfield	ALS-Paramedic	560	22	16	24	2975	356	5626	0	0	1	73	30	3953	
Fairfield	BLS-Basic /EMT	5	0	0	0	1	12	6	0	0	0	0	12	18	
Fairhaven	ALS-Paramedic	0	0	0	0	0	1	0	0	0	0	0	1	1	
Fairhaven	BLS-Basic /EMT	0	0	0	0	0	1	0	0	0	0	0	1	1	
Falls Village	ALS-Paramedic	0	0	0	0	5	37	7	0	0	0	0	35	42	
Falls Village	BLS-Basic /EMT	0	0	0	0	5	4	6	0	0	0	0	3	9	
Farmington	BLS-Basic /EMT	15	0	0	1	34	0	50	0	0	0	0	0	50	
Farmington	ALS-Paramedic	400	11	14	14	1887	137	3428	0	0	0	27	4	2463	
Fenwick	BLS-Basic /EMT	0	0	0	0	0	1	0	0	0	0	0	1	1	
Forestville	BLS-Basic /EMT	0	0	0	0	1	0	1	0	0	0	0	0	1	
Forestville	ALS-Paramedic	0	0	0	0	1	0	1	0	0	0	0	0	1	
Franklin	BLS-Basic /EMT	0	0	0	0	2	62	1	0	0	0	1	62	64	
Franklin	ALS-Paramedic	1	0	0	0	9	0	10	0	0	0	0	0	10	
Frenchtown	ALS-Paramedic	1	0	0	0	0	0	1	0	0	0	0	0	1	
Gales Ferry	ALS-Paramedic	7	0	0	0	56	28	71	0	0	0	0	20	91	
Gales Ferry	BLS-Basic /EMT	18	0	0	2	331	27	403	0	0	0	0	2	378	
Gaylordsville	BLS-Basic /EMT	0	0	0	0	2	15	2	0	0	0	0	15	17	
Gaylordsville	ALS-Paramedic	0	0	0	0	25	15	25	0	0	0	0	15	40	
Georgetown	ALS-Paramedic	0	0	0	0	0	29	0	0	0	0	0	29	29	
Georgetown	BLS-Basic /EMT	0	0	0	0	0	1	0	0	0	0	0	1	1	
Gilman	BLS-Basic /EMT	0	0	0	0	0	1	0	0	0	0	0	1	1	
Glastonbury	BLS-Basic /EMT	89	5	4	4	2184	30	2961	0	0	0	0	9	231 6	

		Minutes from Dispatch Notified to the Scene						Minutes from Dispatch Notified to Unit Notified by Dispatch							
Glastonbury	ALS-Paramedic	2	0	0	0	0	0	2	0	0	0	0	0	2	
Glen Cove	BLS-Basic /EMT	0	0	0	0	0	1	0	0	0	0	0	1	1	
Glenville	ALS-Paramedic	1	0	0	0	5	0	6	0	0	0	0	0	6	
Goshen	BLS-Basic /EMT	0	0	0	0	0	15	0	0	0	0	0	15	15	
Granby	BLS-Basic /EMT	0	0	0	0	0	7	0	0	0	0	0	7	7	
Granby	ALS-Paramedic	2	0	0	0	2	43	4	0	0	0	0	43		47
Great Barrington	ALS-Paramedic	1	0	0	0	0	0	1	0	0	0	0	0		1
Greens Farms	ALS-Paramedic	0	0	0	0	0	0	1	0	0	0	0	0		0
Greenwich	ALS-Paramedic	109 3	17	15	7	1004	259	3476	0	0	0	0	7		2395
Greenwich	ALS-Intermediate	48	1	1	1	54	12	185	0	0	0	0	0		117
Greenwich	BLS-Basic /EMT	38	0	0	3	33	15	152	0	0	0	0	0	89	
Grosvenor Dale	BLS-Basic /EMT	0	0	0	0	0	24	0	0	0	0	0	24	24	
Groton	BLS-First Responder/EMR	0	0	0	0	0	1	0	0	0	0	0	1	1	1
Groton	BLS-Basic /EMT	153	31	23	21	37	5227	265	0	1	0	1	5224	549 2	
Groton	ALS-Paramedic	102	27	39	43	174	697	408	0	0	0	2	672		1082
Guilford	ALS-Paramedic	17	1	0	2	33	0	40	0	0	0	10	0		53
Guilford	BLS-Basic /EMT	4	0	0	0	1	0	5	0	0	0	0	0	5	
Haddam	ALS-Paramedic	0	0	0	0	5	0	5	0	0	0	0	0		5
Haddam	BLS-Basic /EMT	0	0	0	0	10	457	10	0	0	0	0	457	467	
Hadlyme	BLS-Basic /EMT	0	0	0	0	1	0	1	0	0	0	0	0	1	
Hadlyme	ALS-Paramedic	0	0	0	0	0	1	0	0	0	0	0	1		1
Hamburg	BLS-Basic /EMT	0	0	0	0	1	0	0	0	0	0	1	0	1	
Hamden	ALS-Paramedic	710	95	11	95	9276	244	1286	6	2	2	10	21		1053

		Minutes from Dispatch Notified to the Scene						Minutes from Dispatch Notified to Unit Notified by Dispatch							
				2				3				1			2
Hamden	BLS-Basic /EMT	190	4	8	14	1880	42	3238	0	0	0	6	0	213 8	
Hampton	ALS-Paramedic	1	0	0	0	36	15	47	0	0	0	0	5		52
Hampton	BLS-Basic /EMT	0	0	0	0	0	126	0	0	0	0	0	126	126	
Hanover	BLS-Basic /EMT	0	0	0	0	0	15	0	0	0	0	0	15	15	
Hartford	BLS-Basic /EMT	0	0	0	0	0	4	0	0	0	0	0	4	4	
Hartford	ALS-Paramedic	428 6	81	88	76	1228 6	464	2412 7	9	2	1	37 1	12		1728 1
Hartland	ALS-Paramedic	0	0	0	0	0	2	0	0	0	0	0	2		2
Hartland	BLS-Basic /EMT	0	0	0	0	0	17	0	0	0	0	0	17	17	
Harwinton	BLS-Basic /EMT	0	0	0	0	1	454	1	0	0	0	0	454	455	
Harwinton	ALS-Paramedic	0	0	0	0	0	1	0	0	0	0	0	1		1
Hebron	BLS-Basic /EMT	1	0	0	1	3	401	5	0	0	0	0	401	406	
Hebron	ALS-Physician	0	0	0	0	0	1	0	0	0	0	0	1		1
Hebron	BLS-First Responder/EMR	0	0	0	0	0	1	0	0	0	0	0	1	1	1
Hebron	ALS-Paramedic	7	1	2	0	190	182	227	0	0	0	0	155		382
Higganum	ALS-Paramedic	0	0	0	0	5	5	5	0	0	0	0	5		10
Higganum	BLS-Basic /EMT	0	0	0	0	15	488	15	0	0	0	0	488	503	
Holyoke	ALS-Paramedic	0	0	0	0	0	1	0	0	0	0	0	1		1
Huntington	ALS-Paramedic	2	0	0	0	5	1	10	0	0	0	0	0		8
Ivoryton	ALS-Paramedic	0	0	0	0	0	1	0	0	0	0	0	1		1
Ivoryton	BLS-Basic /EMT	1	0	1	0	10	150	8	1	1	1	0	150	162	
Jewett City	BLS-Basic /EMT	144	1	0	0	33	6	242	0	0	0	0	6	184	
Jewett City	Specialty Critical	0	0	0	0	1	0	1	0	0	0	0	0	1	

		Minutes from Dispatch Notified to the Scene						Minutes from Dispatch Notified to Unit Notified by Dispatch							
	Care														
Jewett City	ALS-Paramedic	4	0	0	0	41	8	61	0	0	0	0	0	53	
Kendall Park	ALS-Paramedic	0	0	0	0	0	0	1	0	0	0	0	0	0	
Kensington	ALS-Paramedic	0	0	0	0	1	0	2	0	0	0	0	0	1	
Kensington	BLS-Basic /EMT	0	0	0	0	2	0	2	0	0	0	0	0	2	
Kent	BLS-Paramedic	0	0	0	0	83	0	85	0	0	0	0	0	83	
Kent	BLS-Basic /EMT	2	1	0	0	98	21	103	0	0	0	0	20	122	
Killingly Center	ALS-Paramedic	0	0	0	0	20	1	22	0	0	0	0	0	21	
Killingworth	BLS-Basic /EMT	2	1	0	0	7	251	6	0	0	0	4	251	261	
Killingworth	BLS-Community Paramedicine	0	0	0	0	0	1	0	0	0	0	0	1	1	
Killingworth	ALS-Paramedic	0	0	0	0	0	5	0	0	0	0	0	5	5	
Lakeville	BLS-Basic /EMT	0	0	0	0	0	103	0	0	0	0	0	103	103	
Lakeville	ALS-Paramedic	0	0	0	0	0	32	0	0	0	0	0	32	32	
Las Vegas	BLS-Basic /EMT	0	0	0	0	0	1	0	0	0	0	0	1	1	
Lebanon	BLS-First Responder/EMR	0	0	0	1	2	0	3	0	0	0	0	0	3	3
Lebanon	ALS-Paramedic	4	0	4	4	122	15	148	0	0	0	0	1	149	
Lebanon	BLS-Basic /EMT	12	6	8	3	190	320	218	3	0	2	0	316	539	
Lisbon	BLS-Basic /EMT	0	0	0	0	0	39	0	0	0	0	0	39	39	
Litchfield	BLS-Intermediate	0	0	0	0	0	1	0	0	0	0	0	1	1	
Litchfield	ALS-Paramedic	0	0	0	0	2	37	2	0	0	0	0	37	39	
Litchfield	BLS-Basic /EMT	2	0	0	0	3	1286	5	0	0	0	0	1286	1291	
Litchfield	BLS-Community Paramedicine	0	0	0	0	0	2	0	0	0	0	0	2	2	

		Minutes from Dispatch Notified to the Scene						Minutes from Dispatch Notified to Unit Notified by Dispatch							
Longmeadow	ALS-Paramedic	0	0	0	0	3	2	3	0	0	0	0	2		5
Madison	ALS-Paramedic	49	30	33	37	170	907	294	8	3	3	12	904		1226
Madison	BLS-Basic /EMT	11	6	5	10	63	539	84	3	5	0	4	538	634	
Madison	ALS-Intermediate	0	0	0	0	0	2	0	0	0	0	0	2		2
Manchester	BLS-Basic /EMT	1	0	0	0	7	2	6	0	0	0	2	2	10	
Manchester	ALS-Paramedic	2	0	0	0	0	1	2	0	0	0	0	1		3
Mansfield Center	BLS-AEMT	0	0	0	0	0	1	0	0	0	0	0	1	1	
Mansfield Center	BLS-Basic /EMT	0	0	0	0	4	13	2	0	0	0	2	13	17	
Mansfield City	ALS-Paramedic	0	0	0	0	0	5	5	0	0	0	0	0		5
Mansfield Depot	BLS-Basic /EMT	0	0	0	0	1	5	1	0	0	0	0	5	6	
Marble Dale	BLS-Basic /EMT	1	0	0	0	0	9	1	0	0	0	0	9	10	
Marion	ALS-Paramedic	0	0	0	0	0	1	1	0	0	0	0	0		1
Marlborough	ALS-Paramedic	1	0	0	0	143	3	145	0	0	1	0	2		147
Marlborough	ALS-Nurse	0	0	0	0	1	0	1	0	0	0	0	0		1
Marlborough	BLS-Basic /EMT	3	0	0	0	110	328	114	0	0	0	1	326	441	
Meriden	BLS-Basic /EMT	0	0	0	0	0	1	0	0	0	0	0	1	1	
Meriden	ALS-Paramedic	1	0	0	0	8	0	6	2	0	0	0	0		9
Middle Haddam	BLS-Basic /EMT	0	0	0	0	0	9	0	0	0	0	0	9	9	
Middlebury	ALS-Paramedic	4	0	0	0	201	29	249	0	0	0	2	2		234
Middlebury	BLS-Basic /EMT	2	0	0	0	7	505	9	0	0	0	0	505	514	
Middlefield	BLS-Basic /EMT	8	3	0	0	92	1	115	0	0	0	0	0	104	
Middlefield	ALS-Paramedic	19	1	0	1	95	1	158	0	0	0	0	0		117
Middlesex County	BLS-Basic /EMT	5	0	0	0	0	50	5	0	0	0	0	50	55	
Middlesex County	ALS-Paramedic	0	0	0	0	0	55	0	0	0	0	0	55		55
Middletown	ALS-Paramedic	2	0	0	0	4	0	4	0	0	0	2	0		6

		Minutes from Dispatch Notified to the Scene						Minutes from Dispatch Notified to Unit Notified by Dispatch								
Middletown	BLS-Basic /EMT	0	0	0	0	3	23	3	0	0	0	0	23	26		
Milford	BLS-Basic /EMT	0	0	0	0	2	2	1	0	0	0	0	2	4		
Milford	ALS-Paramedic	2	0	1	0	13	2	9	0	0	0	7	0		18	
Minneapolis	ALS-Paramedic	0	0	0	0	1	0	1	0	0	0	0	0		1	
Miramar Beach	BLS-Basic /EMT	0	0	0	0	0	1	0	0	0	0	0	1	1		
Mohegan	BLS-Basic /EMT	1	0	1	3	3	9	8	0	0	0	0	9	17		
Monroe	BLS-Basic /EMT	0	0	0	1	0	1298	0	0	0	0	0	1299	129 9		
Monroe	ALS-Paramedic	4	3	3	4	130	952	209	0	1	0	0	886		1096	
Moodus	BLS-First Responder/EMR	0	0	0	1	0	0	1	0	0	0	0	0	1		1
Moodus	ALS-Paramedic	0	0	0	0	0	6	0	0	0	0	0	6		6	
Moodus	BLS-Basic /EMT	3	3	6	3	23	105	36	1	0	0	1	105	143		
Moorestown	BLS-Basic /EMT	1	0	0	0	0	0	1	0	0	0	0	0	1		
Moosup	BLS-Basic /EMT	46	22	39	54	339	73	419	3 4	2 0	1 7	10	70	573		
Moosup	ALS-Paramedic	1	0	0	0	2	172	8	0	0	0	0	168		175	
Morris	BLS-Basic /EMT	0	0	0	0	3	239	3	0	0	0	0	239	242		
Morris	ALS-Paramedic	0	0	0	0	1	2	1	0	0	0	0	2		3	
Mystic	Specialty Critical Care	0	0	0	0	1	0	0	0	0	0	0	0	1		
Mystic	ALS-Paramedic	37	8	10	11	95	198	182	0	0	0	0	177		359	
Mystic	BLS-First Responder/EMR	0	0	0	0	0	1	0	0	0	0	0	1	1		1
Mystic	BLS-Basic /EMT	0	0	0	0	3	1242	3	0	0	0	0	1242	124 5		

		Minutes from Dispatch Notified to the Scene						Minutes from Dispatch Notified to Unit Notified by Dispatch							
Nantucket	BLS-Basic /EMT	0	0	0	0	0	1	0	0	0	0	0	1	1	
Naugatuck	ALS-Paramedic	51	43	58	59	587	1378	876	0	1	0	14	1284		2176
Naugatuck	ALS-Physician	0	0	0	0	0	4	0	0	0	0	0	4		4
Naugatuck	BLS-First Responder/EMR	0	0	0	1	0	0	1	0	0	0	0	0	1	1
Naugatuck	BLS-Basic /EMT	2	0	0	0	8	2315	10	0	0	0	1	2314	2325	
Nautilus Park	BLS-Basic /EMT	4	0	0	0	3	0	7	0	0	0	0	0	7	
New Albany	BLS-Basic /EMT	0	0	0	0	0	1	0	0	0	0	0	1	1	
New Britain	BLS-Basic /EMT	0	0	0	0	0	3	0	0	0	0	0	3	3	
New Britain	ALS-Paramedic	11	0	1	0	89	7	95	0	0	0	18	0		108
New Canaan	BLS-Basic /EMT	7	1	3	3	19	1476	32	0	0	0	0	1476	1509	
New Canaan	ALS-Paramedic	3	0	3	0	3	819	8	0	0	0	1	819		828
New Fairfield	BLS-Intermediate	0	0	0	0	0	2	0	0	0	0	0	2	2	
New Fairfield	BLS-Basic /EMT	0	0	0	0	0	38	0	0	0	0	0	38	38	
New Fairfield	ALS-Paramedic	0	0	0	0	0	777	0	0	0	0	0	777		777
New Hartford	ALS-Community Paramedicine	0	0	0	0	0	1	0	0	0	0	0	1		1
New Hartford	ALS-Paramedic	0	0	0	0	0	15	0	0	0	0	0	15		15
New Hartford	BLS-Basic /EMT	0	0	0	0	0	544	0	0	0	0	0	544	544	
New Haven	BLS-Basic /EMT	100	4	0	3	838	31	1212	0	0	1	44	16	976	
New Haven	ALS-Paramedic	431	41	38	36	2274		3744	2	1	1	60			2860
		5	5	5	7	3	382	9	3	4	0	3	24		7
New Haven County	BLS-Basic /EMT	1	0	0	0	22	3	24	0	0	0	2	3	26	
New Haven County	ALS-Paramedic	6	0	0	0	73	75	102	0	0	0	2	75		154

		Minutes from Dispatch Notified to the Scene						Minutes from Dispatch Notified to Unit Notified by Dispatch							
New London	BLS-Basic /EMT	0	0	0	0	1	32	1	0	0	0	0	32	33	
New London	ALS-Paramedic	191	56	57	55	99	660	610	0	0	0	4	504		1118
New Milford	BLS-Paramedic	0	0	0	0	2	0	2	0	0	0	0	0	2	
New Milford	BLS-Basic /EMT	4	5	5	8	79	1213	107	1	0	0	1	1205	131 4	
New Milford	ALS-Paramedic	39	40	62	70	488	1128	670	1 5	2	3	16	1118		1827
New Preston	BLS-Basic /EMT	0	0	0	0	0	41	0	0	0	0	0	41	41	
New Preston	ALS-Paramedic	0	0	0	0	2	1	3	0	0	0	0	0		3
New York	ALS-Paramedic	1	0	0	0	0	0	1	0	0	0	0	0		1
Newark	BLS-Basic /EMT	0	0	0	0	1	0	1	0	0	0	0	0	1	
Newington	ALS-Paramedic	337	11	18	16	2293	93	3942	4	0	0	59	1		2768
Newington	BLS-Basic /EMT	4	0	0	0	49	1639	55	0	0	0	0	1637	169 2	
Newtown	ALS-Paramedic	1	0	0	0	6	1246	6	0	0	0	1	1246		1253
Newtown	BLS-Basic /EMT	1	0	0	0	3	1436	4	0	0	0	0	1436	144 0	
Niantic	BLS-Basic /EMT	24	1	0	1	75	720	145	0	0	0	10	720	821	
Niantic	ALS-Paramedic	7	1	2	1	38	147	67	0	0	0	0	129		196
Noank	BLS-Basic /EMT	0	0	0	0	0	25	0	0	0	0	0	25	25	
Noank	ALS-Paramedic	0	0	0	0	0	5	0	0	0	0	0	5		5
Norfolk	BLS-Basic /EMT	1	0	0	0	0	115	1	0	0	0	0	115	116	
Norfolk	ALS-Paramedic	0	0	0	0	0	11	0	0	0	0	0	11		11
North Branford	BLS-Basic /EMT	0	0	0	0	3	0	2	0	0	0	0	0	3	
North Branford	ALS-Paramedic	3	0	0	0	118	6	119	0	0	0	1	0		127
North Canton	ALS-Paramedic	0	0	0	0	0	1	0	0	0	0	0	1		1

		Minutes from Dispatch Notified to the Scene						Minutes from Dispatch Notified to Unit Notified by Dispatch							
North Franklin	ALS-Paramedic	3	0	0	0	21	4	28	0	0	0	0	0	28	
North Franklin	BLS-Intermediate	0	0	0	0	0	1	0	0	0	0	0	1	1	
North Franklin	BLS-Basic /EMT	2	0	0	0	15	39	22	0	0	0	0	34	56	
North Granby	BLS-Basic /EMT	0	0	0	0	0	1	0	0	0	0	0	1	1	
North Granby	ALS-Paramedic	0	0	0	0	1	80	1	0	0	0	0	80		81
North Grosvenor Dale	ALS-Paramedic	0	0	0	0	0	128	0	0	0	0	0	128		128
North Grosvenor Dale	BLS-Basic /EMT	0	0	0	0	1	360	1	0	0	0	0	360	361	
North Haven	ALS-Paramedic	268	11	19	14	2443	2008	3556	1	1	0	11	1983		4763
North Haven	BLS-Basic /EMT	13	1	0	1	46	280	69	0	0	0	2	280	341	
North Salem	ALS-Paramedic	0	0	0	0	0	4	0	0	0	0	0	4		4
North Stonington	BLS-Basic /EMT	0	0	0	0	0	4	0	0	0	0	0	4	4	
North Stonington	ALS-Paramedic	3	0	0	0	6	29	12	0	0	0	0	26		38
North Windham	Specialty Critical Care	0	0	0	0	1	0	1	0	0	0	0	0	1	
North Windham	BLS-Basic /EMT	0	0	0	0	1	39	1	0	0	0	0	39	40	
North Windham	ALS-Paramedic	0	0	0	0	2	0	2	0	0	0	0	0		2
North Woodstock	BLS-Basic /EMT	0	0	0	0	2	0	2	0	0	0	0	0	2	
Northfield	BLS-Basic /EMT	0	0	0	0	0	3	0	0	0	0	0	3	3	
Northfield	ALS-Paramedic	0	0	0	0	7	1	8	0	0	0	0	0		8
Northford	BLS-Basic /EMT	1	0	0	0	36	7	44	0	0	0	1	0	44	
Northford	ALS-Paramedic	17	1	1	2	249	6	358	0	0	1	3	0		276
Norwalk	BLS-Basic /EMT	0	0	0	0	7	182	8	1	0	0	0	180	189	
Norwalk	ALS-Paramedic	5	10	5	8	98	10411	129	0	2	1	13	10392		10537
Norwich	ALS-Paramedic	1	0	0	0	0	0	1	0	0	0	0	0		1

		Minutes from Dispatch Notified to the Scene						Minutes from Dispatch Notified to Unit Notified by Dispatch							
Norwich	BLS-Basic /EMT	0	0	0	0	0	2	0	0	0	0	0	2	2	
Norwichtown	ALS-Paramedic	0	0	0	0	0	0	1	0	0	0	0	0		0
Oakdale	BLS-Basic /EMT	4	1	2	2	26	298	31	3	1	0	0	298	333	
Oakdale	ALS-Paramedic	1	0	0	0	1	4	2	0	0	0	0	4		6
Oakville	BLS-Basic /EMT	0	0	0	0	4	1	3	0	0	0	0	1	5	
Oakville	ALS-Paramedic	0	0	2	2	32	0	39	0	0	0	0	0		36
Occum	ALS-Paramedic	1	0	0	0	1	0	2	0	0	0	0	0		2
Old Greenwich	ALS-Paramedic	14	1	0	0	9	1	32	0	0	0	0	0		25
Old Lyme	BLS-Basic /EMT	0	0	0	0	1	4	1	0	0	0	0	4	5	
Old Lyme	ALS-Paramedic	1	0	0	0	0	3	2	0	0	0	0	2		4
Old Mystic	BLS-Basic /EMT	0	0	0	0	0	5	0	0	0	0	0	5	5	
Old Saybrook	ALS-Paramedic	0	0	0	0	30	5	31	0	0	0	0	4		35
Old Saybrook	BLS-Basic /EMT	2	0	0	0	36	953	36	0	0	0	2	953	991	
Oneco	BLS-Basic /EMT	0	0	0	0	32	6	30	1	2	0	0	5	38	
Oneco	ALS-Paramedic	0	0	0	0	0	17	0	0	0	0	0	17		17
Orange	ALS-Paramedic	680	10	9	6	2048	65	3613	0	0	1	21	1		2818
Orange	BLS-Basic /EMT	8	1	0	0	49	5	66	0	0	0	0	1	63	
Oxford	ALS-Paramedic	2	0	1	0	18	460	23	0	0	0	2	456		481
Oxford	BLS-Basic /EMT	2	1	1	4	17	1016	23	0	0	1	2	1015	104 1	
Patterson	ALS-Paramedic	0	0	0	0	0	1	0	0	0	0	0	1		1
Paucatuck Eastern Pequot Reservation	BLS-Basic /EMT	53	1	0	1	56	427	179	0	0	0	11	424	538	
Paucatuck Eastern Pequot Reservation	ALS-Paramedic	20	0	0	2	51	19	131	0	0	0	2	18		92
Paucatuck Eastern	ALS-AEMT	0	0	0	0	1	0	0	0	0	0	0	0		1

		Minutes from Dispatch Notified to the Scene						Minutes from Dispatch Notified to Unit Notified by Dispatch							
Pequot Reservation															
Pawcatuck	ALS-AEMT	7	0	0	0	102	17	114	0	0	0	11	0		126
Pawcatuck	Specialty Critical Care	0	0	0	0	1	0	1	0	0	0	0	0	1	
Pawcatuck	BLS-Basic /EMT	2	0	0	0	7	24	10	0	0	0	1	21	33	
Pawcatuck	ALS-Community Paramedicine	0	0	0	0	1	0	0	0	0	0	0	0		1
Pawcatuck	ALS-Paramedic	11	1	0	2	250	10	266	0	0	0	28	1		274
Pelham	BLS-Basic /EMT	0	0	0	0	0	1	0	0	0	0	0	1	1	
Pequabuck	BLS-Basic /EMT	0	0	0	0	0	4	0	0	0	0	0	4	4	
Plainfield	BLS-Basic /EMT	49	29	55	71	574	81	702	3 8	2 2	4	16	75	859	
Plainfield	ALS-Paramedic	0	2	0	0	4	46	6	0	0	0	0	46		52
Plainville	ALS-Paramedic	110	4	7	13	1611	87	2334	0	0	0	21	1		1832
Plainville	BLS-Basic /EMT	6	0	0	0	14	0	20	0	0	0	0	0	20	
Plantsville	ALS-Paramedic	7	3	0	1	31	1	50	0	0	0	0	0		43
Plantsville	BLS-Basic /EMT	0	0	0	0	20	0	21	0	0	0	0	0	20	
Plymouth	ALS-Paramedic	3	0	0	0	188	96	282	0	0	0	2	0		287
Plymouth	BLS-AEMT	0	0	0	0	0	1	0	0	0	0	0	1	1	
Plymouth	BLS-Basic /EMT	5	0	4	4	4	529	16	1	0	0	0	529	546	
Pomfret	ALS-Paramedic	0	0	0	0	3	79	2	0	0	0	1	79		82
Pomfret	BLS-Basic /EMT	0	0	0	0	1	115	1	0	0	0	0	115	116	
Pomfret Center	ALS-Paramedic	0	0	0	0	0	22	0	0	0	0	0	22		22
Pomfret Center	BLS-Basic /EMT	0	0	0	0	0	46	0	0	0	0	0	46	46	
Pomona	BLS-Basic /EMT	0	0	0	0	0	1	0	0	0	0	0	1	1	
Poquonock	ALS-Paramedic	0	0	0	0	0	0	2	0	0	0	0	0		0

		Minutes from Dispatch Notified to the Scene						Minutes from Dispatch Notified to Unit Notified by Dispatch							
Port Wentworth	ALS-Paramedic	0	0	0	0	0	20	0	0	0	0	0	20		20
Portland	BLS-Basic /EMT	11	2	0	2	393	10	512	0	0	0	0	0	418	
Portland	ALS-Paramedic	7	0	0	0	250	4	301	0	0	0	0	0		261
Pound Ridge	ALS-Paramedic	0	0	0	0	0	2	0	0	0	0	0	2		2
Prospect	ALS-Paramedic	0	0	0	0	3	1	4	0	0	0	0	0		4
Prospect	BLS-Basic /EMT	0	0	0	0	0	2	0	0	0	0	0	2	2	
Putnam	BLS-Intermediate	0	0	0	0	0	1	0	0	0	0	0	1	1	
Putnam	ALS-Paramedic	2	0	0	0	10	555	8	0	0	0	3	555		567
Putnam	BLS-Basic /EMT	4	1	1	3	29	1536	40	1	0	0	0	1533	157 4	
Quaker Hill	BLS-Basic /EMT	0	0	0	0	0	163	0	0	0	0	0	163	163	
Quaker Hill	ALS-Paramedic	5	0	1	1	3	24	10	0	0	0	0	24		34
Quinebaug	ALS-Paramedic	0	0	0	0	0	23	0	0	0	0	0	23		23
Quinebaug	BLS-Basic /EMT	0	0	0	0	0	87	0	0	0	0	0	87	87	
Redding	ALS-Paramedic	22	8	4	5	13	337	53	0	0	0	0	337		389
Redding	BLS-Basic /EMT	48	28	15	7	37	375	131	1	1	0	3	374	510	
Redding	BLS-First Responder/EMR	0	0	0	0	2	1	2	0	0	0	0	1	3	3
Redding Ridge	ALS-Paramedic	0	0	0	0	0	33	0	0	0	0	0	33		33
Redding Ridge	BLS-Basic /EMT	0	0	0	0	0	15	0	0	0	0	0	15	15	
Ridgefield	ALS-Paramedic	0	0	0	1	3	1219	3	0	0	0	2	1218		1223
Ridgefield	Specialty Critical Care	0	0	0	0	0	1	0	0	0	0	0	1	1	
Ridgefield	BLS-Basic /EMT	2	0	0	0	1	353	2	0	0	0	1	353	356	
Ridgeway	ALS-Paramedic	0	0	0	0	0	0	1	0	0	0	0	0		0
Riverside	ALS-Intermediate	2	0	0	0	0	0	3	0	0	0	0	0		2

		Minutes from Dispatch Notified to the Scene						Minutes from Dispatch Notified to Unit Notified by Dispatch							
Riverside	ALS-Paramedic	24	1	0	0	8	2	40	0	0	0	0	1		35
Riverton	BLS-Basic /EMT	0	0	0	0	0	2	0	0	0	0	0	2	2	
Rockville	BLS-Basic /EMT	9	2	4	7	33	34	53	0	1	0	1	34	89	
Rockville	ALS-Paramedic	13	8	6	8	23	3	67	0	0	0	0	0		61
Rocky Hill	BLS-Basic /EMT	10	0	0	2	1257	67	1213	1	0	0	89	6	133 6	
Rocky Hill	ALS-Paramedic	1	0	0	0	10	1	13	0	0	0	0	1		12
Rogers	ALS-Paramedic	0	0	0	0	0	23	0	0	0	0	0	23		23
Rogers	BLS-Basic /EMT	0	0	0	0	0	33	0	0	0	0	0	33	33	
Roxbury	ALS-Paramedic	0	0	0	0	0	8	0	0	0	0	0	8		8
Roxbury	BLS-Basic /EMT	0	0	0	0	0	137	0	0	0	0	0	137	137	
Salem	BLS-Basic /EMT	0	3	1	3	44	162	51	0	0	0	0	162	213	
Salem	ALS-Paramedic	0	0	0	1	4	27	5	0	0	0	0	27		32
Salisbury	BLS-Basic /EMT	0	0	0	0	2	1	2	0	0	0	0	1	3	
Salisbury	ALS-Paramedic	4	0	0	0	5	19	10	0	1	0	1	16		28
Sandy Hook	ALS-Paramedic	1	0	0	0	0	172	2	0	0	0	0	172		173
Sandy Hook	BLS-Basic /EMT	0	0	0	0	0	311	0	0	0	0	0	311	311	
Sandy Hook	ALS-Physician	0	0	0	0	0	1	0	0	0	0	0	1		1
Saugatuck	ALS-Paramedic	0	0	0	0	4	0	3	1	0	0	0	0		4
Saybrook Manor	BLS-Basic /EMT	0	0	0	0	0	4	0	0	0	0	0	4	4	
Schaghticoke Reservation	BLS-Basic /EMT	0	0	0	0	0	38	0	0	0	0	0	38	38	
Schaghticoke Reservation	BLS-First Responder/EMR	0	0	0	0	0	1	0	0	0	0	0	1	1	1
Schaghticoke Reservation	ALS-Paramedic	0	0	0	0	0	37	0	0	0	0	0	37		37

		Minutes from Dispatch Notified to the Scene						Minutes from Dispatch Notified to Unit Notified by Dispatch								
Scotland	BLS-Basic /EMT	0	0	0	0	0	80	0	0	0	0	0	80	80		
Scotland	ALS-Paramedic	0	0	1	2	29	2	34	0	0	0	0	0		34	
Seymour	ALS-Paramedic	8	0	2	3	45	983	69	0	0	0	5	967		1041	
Seymour	BLS-Basic /EMT	5	4	1	3	6	2338	18	0	0	0	1	2338	2357		
Seymour	ALS-Intermediate	0	0	0	0	0	1	0	0	0	0	0	1		1	
Sharon	BLS-Basic /EMT	0	0	0	0	0	5	0	0	0	0	0	5	5		
Sharon	ALS-Paramedic	0	0	0	0	0	2	0	0	0	0	0	2		2	
Sheffield	ALS-Paramedic	0	0	0	0	1	6	1	0	0	0	0	6		7	
Shelton	BLS-First Responder/EMR	3	0	0	0	2	2	5	0	0	0	0	2	7		7
Shelton	BLS-Basic /EMT	17	1	2	2	13	4209	30	0	0	0	0	4214	4244		
Shelton	ALS-Paramedic	16	7	8	2	309	2961	424	1	1	0	13	2870		3303	
Shelton	ALS-Nurse	0	0	0	0	0	2	0	0	0	0	0	2		2	
Sherman	ALS-Paramedic	0	0	0	0	1	10	1	0	0	0	0	10		11	
Sherman	BLS-Basic /EMT	13	0	0	0	8	348	25	0	0	0	0	344	369		
Sherman	BLS-First Responder/EMR	0	0	0	0	5	12	7	0	0	0	0	10	17		17
Simsbury	ALS-Physician	0	0	0	0	0	1	0	0	0	0	0	1		1	
Simsbury	ALS-Paramedic	0	0	0	0	10	981	6	1	0	0	0	981		991	
Simsbury	BLS-Basic /EMT	0	0	0	0	0	123	0	0	0	0	0	123	123		
Simsbury	BLS-First Responder/EMR	0	0	0	0	0	1	0	0	0	0	0	1	1		1
Somers	ALS-Paramedic	0	0	0	0	6	9	5	0	0	0	1	9		15	
Somers	BLS-Basic /EMT	1	0	0	0	1	6	2	0	0	0	0	6	8		

		Minutes from Dispatch Notified to the Scene						Minutes from Dispatch Notified to Unit Notified by Dispatch							
Somersville	ALS-Paramedic	1	0	0	0	1	0	2	0	0	0	0	0	2	
South Britain	ALS-Paramedic	0	0	0	0	4	0	4	0	0	0	0	0	4	
South Glastonbury	ALS-Paramedic	3	0	0	0	57	0	76	0	0	0	0	0	60	
South Glastonbury	BLS-Basic /EMT	1	0	0	0	8	0	9	0	0	0	0	0	9	
South Kent	BLS-Paramedic	0	0	0	0	2	0	2	0	0	0	0	0	2	
South Kent	ALS-Paramedic	0	0	0	0	3	1	4	0	0	0	0	0	4	
South Kent	BLS-Basic /EMT	0	0	0	0	3	0	3	0	0	0	0	0	3	
South Killingly	BLS-Basic /EMT	0	0	0	0	0	1	0	0	0	0	0	1	1	
South Salem	ALS-Paramedic	0	0	0	0	0	5	0	0	0	0	0	5	5	
South Windham	BLS-Basic /EMT	0	0	0	0	0	11	0	0	0	0	0	11	11	
South Windsor	ALS-Paramedic	0	0	0	0	1	0	0	0	0	0	1	0	1	
South Windsor	BLS-Basic /EMT	0	0	0	0	1	0	1	0	0	0	0	0	1	
South Woodstock	ALS-Paramedic	0	0	0	0	0	1	0	0	0	0	0	1	1	
Southbury	BLS-Community Paramedicine	0	0	0	0	0	1	0	0	0	0	0	1	1	
Southbury	ALS-Paramedic	4	2	0	3	24	735	34	0	0	0	2	731	768	
Southbury	BLS-Basic /EMT	5	2	3	2	15	2371	27	0	0	0	0	2371	2398	
Southfield	ALS-Paramedic	0	0	0	0	0	1	0	0	0	0	0	1	1	
Southington	ALS-Paramedic	643	22	28	30	2794	250	5557	1	0	0	57	1	3767	
Southington	BLS-Basic /EMT	9	0	0	0	55	1	65	0	0	0	0	0	65	
Southport	ALS-Paramedic	1	0	1	0	48	2	63	0	0	0	1	1	52	
Southport	BLS-Basic /EMT	0	0	0	0	1	0	1	0	0	0	0	0	1	
Sprague	BLS-Basic /EMT	0	0	0	0	0	5	0	0	0	0	0	5	5	
Stafford	BLS-Basic /EMT	8	0	4	2	87	198	98	0	0	0	3	198	299	

		Minutes from Dispatch Notified to the Scene						Minutes from Dispatch Notified to Unit Notified by Dispatch							
Stafford	ALS-Paramedic	1	1	0	0	17	16	29	0	0	1	0	6		35
Stafford Springs	ALS-Paramedic	13	0	0	0	66	23	71	0	0	0	17	22		102
Stafford Springs	Specialty Critical Care	0	0	0	0	2	0	2	0	0	0	0	0	2	
Stafford Springs	BLS-Basic /EMT	70	11	10	24	196	559	303	2	0	0	7	557	870	
Stamford	ALS-Physician	0	0	0	0	0	3	0	0	0	0	0	3		3
Stamford	BLS-Basic /EMT	2	0	0	0	8	163	6	0	0	0	0	169	173	
Stamford	ALS-Paramedic	313	3	7	5	533	12413	1023	0	0	0	5	12700		13274
Stamford	ALS-Intermediate	0	0	0	0	1	0	1	0	0	0	0	0		1
Stamford	BLS-AEMT	0	0	0	0	2	12	0	0	0	0	0	14	14	
Sterling	BLS-Basic /EMT	6	0	1	1	122	24	120	10	5	0	3	16	154	
Sterling	ALS-Paramedic	0	0	0	0	0	86	0	0	0	0	0	86		86
Stonington	ALS-Paramedic	7	1	0	0	30	171	42	0	0	0	0	167		209
Stonington	BLS-Basic /EMT	1	0	0	0	0	2	1	0	0	0	0	2	3	
Storrs	BLS-Basic /EMT	0	0	0	0	0	34	0	0	0	0	0	34	34	
Storrs	ALS-Paramedic	0	0	0	0	0	1	1	0	0	0	0	0		1
Stratford	ALS-Paramedic	6	1	0	1	199	5874	253	0	0	0	18	5803		6081
Stratford	BLS-Basic /EMT	16	0	2	2	2	2091	22	0	0	0	0	2091	2113	
Stratford	BLS-First Responder/EMR	72	4	5	4	2	9	87	0	0	0	0	9	96	96
Suffield	BLS-Basic /EMT	0	0	0	0	1	9	0	0	0	0	1	9	10	
Suffield	ALS-Paramedic	7	2	1	1	57	121	58	0	0	0	4	121		189
Taftville	ALS-Paramedic	6	0	0	0	82	8	116	0	0	0	0	0		96

		Minutes from Dispatch Notified to the Scene						Minutes from Dispatch Notified to Unit Notified by Dispatch							
Taftville	BLS-Basic /EMT	0	0	0	0	47	3	52	0	0	0	0	0	50	
Tariffville	BLS-Basic /EMT	0	0	0	0	0	6	0	0	0	0	0	6	6	
Tariffville	ALS-Paramedic	0	0	0	0	0	70	0	0	0	0	0	70		70
Terryville	BLS-Basic /EMT	3	0	1	0	9	277	12	0	0	2	0	276	290	
Terryville	ALS-Paramedic	0	0	0	0	3	21	3	0	0	0	0	21		24
Terryville	BLS-AEMT	0	0	0	0	0	1	0	0	0	0	0	1	1	
Thomaston	BLS-Basic /EMT	0	0	0	0	0	363	0	0	0	0	0	363	363	
Thomaston	ALS-Paramedic	3	0	0	0	150	61	203	0	0	0	3	0		214
Thompson	BLS-Basic /EMT	0	0	0	0	0	386	0	0	0	0	0	386	386	
Thompson	ALS-Paramedic	0	0	0	0	3	186	3	0	0	0	0	186		189
Tolland	ALS-Paramedic	16	0	4	1	387	32	444	1	0	0	8	14		440
Tolland	BLS-Basic /EMT	3	1	2	3	39	1194	47	0	0	0	3	1192	124 2	
Torrington	ALS-Paramedic	2	0	0	0	2	0	4	0	0	0	0	0		4
Torrington	BLS-Basic /EMT	0	0	0	0	7	27	7	0	0	0	0	27	34	
Town of Andover	ALS-Paramedic	1	0	0	0	25	0	27	0	0	0	0	0		26
Town of Ashford	ALS-Paramedic	0	0	0	0	2	0	1	0	0	0	1	0		2
Town of Ashford	BLS-Basic /EMT	0	0	0	0	0	248	0	0	0	0	0	248	248	
Town of Avon	BLS-Basic /EMT	0	0	0	0	1	0	2	0	0	0	0	0	1	
Town of Avon	ALS-Paramedic	0	0	0	0	0	1	0	0	0	0	0	1		1
Town of Barkhamsted	Specialty Critical Care	0	0	0	0	4	0	4	0	0	0	0	0	4	
Town of Barkhamsted	ALS-Paramedic	0	0	0	0	20	7	24	0	0	0	1	2		27
Town of Beacon Falls	ALS-Paramedic	0	0	0	0	0	1	1	0	0	0	0	0		1
Town of Berlin	ALS-Paramedic	3	0	0	0	2	0	6	0	0	0	0	0		5

		Minutes from Dispatch Notified to the Scene						Minutes from Dispatch Notified to Unit Notified by Dispatch							
Town of Bethel	BLS-Basic /EMT	1	0	0	0	0	0	1	0	0	0	0	0	1	
Town of Bethlehem	BLS-AEMT	0	0	0	0	1	0	1	0	0	0	0	0	1	
Town of Bethlehem	ALS-Paramedic	0	0	0	0	17	5	21	1	0	0	0	0		22
Town of Bethlehem	BLS-Basic /EMT	2	1	1	0	130	6	139	1	0	0	0	0	140	
Town of Bloomfield	BLS-Basic /EMT	4	0	1	0	95	0	100	0	0	0	3	0	100	
Town of Bloomfield	ALS-Paramedic	4	0	0	0	89	13	92	0	0	0	1	13		106
Town of Bolton	ALS-Paramedic	19	0	0	0	207	0	264	0	0	0	0	0		226
Town of Bolton	BLS-Basic /EMT	0	0	0	0	65	0	67	0	0	0	0	0	65	
Town of Bozrah	BLS-First Responder/EMR	0	0	0	0	0	7	0	0	0	0	0	7	7	7
Town of Bozrah	BLS-Basic /EMT	0	0	0	0	1	357	1	0	0	0	0	357	358	
Town of Bozrah	ALS-Paramedic	0	0	0	0	14	9	24	0	0	0	0	6		23
Town of Branford	BLS-Basic /EMT	2	0	0	2	250	1	183	0	0	0	78	1	255	
Town of Branford	ALS-Paramedic	97	4	11	13	2802	24	3474	1	0	1	27 8	14		2951
Town of Bridgewater	BLS-Basic /EMT	0	0	0	0	0	148	0	0	0	0	0	148	148	
Town of Bridgewater	BLS-First Responder/EMR	0	0	0	0	0	1	0	0	0	0	0	1	1	1
Town of Bridgewater	ALS-Paramedic	0	1	0	1	14	0	16	0	0	0	0	0		16
Town of Bristol	BLS-Basic /EMT	0	0	0	0	0	2219	0	0	0	0	0	2219	221 9	
Town of Bristol	ALS-Paramedic	0	0	0	0	0	6820	0	0	0	0	0	6820		6820
Town of Bristol	Specialty Critical Care	0	0	0	0	0	2	0	0	0	0	0	2	2	
Town of Brooklyn	Specialty Critical Care	0	0	0	0	1	0	1	0	0	0	0	0	1	

		Minutes from Dispatch Notified to the Scene						Minutes from Dispatch Notified to Unit Notified by Dispatch							
Town of Brooklyn	ALS-Paramedic	0	0	0	0	1	0	1	0	0	0	0	0	1	
Town of Brooklyn	BLS-First Responder/EMR	0	0	0	0	0	4	0	0	0	0	0	4	4	4
Town of Brooklyn	BLS-Basic /EMT	21	19	25	19	213	486	230	2	2	3	57	486	783	
Town of Burlington	Specialty Critical Care	0	0	0	0	1	0	1	0	0	0	0	0	1	
Town of Burlington	ALS-Paramedic	2	0	0	0	2	6	4	0	0	0	0	6		10
Town of Canaan	BLS-Basic /EMT	0	0	0	0	0	8	0	0	0	0	0	8	8	
Town of Canaan	ALS-Paramedic	0	0	0	0	0	30	0	0	0	0	0	30		30
Town of Canterbury	ALS-Paramedic	0	0	0	0	6	2	9	0	0	0	0	0		8
Town of Canterbury	BLS-First Responder/EMR	0	0	0	0	13	5	14	0	0	0	0	5	18	18
Town of Canterbury	BLS-Basic /EMT	7	0	0	0	195	35	210	0	0	1	6	40	237	
Town of Canton	ALS-Paramedic	0	0	0	0	1	29	0	0	0	0	1	29		30
Town of Canton	BLS-Basic /EMT	1	0	0	0	0	1	1	0	0	0	0	1	2	
Town of Chaplin	BLS-Basic /EMT	0	0	0	0	0	3	0	0	0	0	0	3	3	
Town of Cheshire	BLS-AEMT	0	0	0	0	0	0	1	0	0	0	0	0	0	
Town of Cheshire	ALS-Paramedic	305	5	2	3	953	95	1903	1	0	0	7	0		1363
Town of Cheshire	BLS-Basic /EMT	20	0	0	0	133	15	203	0	0	0	2	0	168	
Town of Cheshire	ALS-Intermediate	1	0	0	0	3	1	7	0	0	0	0	0		5
Town of Cheshire	ALS-Community Paramedicine	0	0	0	0	0	0	1	0	0	0	0	0		0
Town of Chester	ALS-Paramedic	0	0	0	0	0	107	0	0	0	0	0	107		107
Town of Clinton	BLS-Basic /EMT	1	0	0	0	0	944	1	0	0	0	0	944	945	
Town of Clinton	ALS-Paramedic	0	0	0	0	0	319	0	0	0	0	0	319		319
Town of Colchester	BLS-First	0	0	0	0	0	11	0	0	0	0	0	11	11	11

		Minutes from Dispatch Notified to the Scene						Minutes from Dispatch Notified to Unit Notified by Dispatch							
	Responder/EMR														
Town of Colchester	BLS-Basic /EMT	0	0	0	0	2	1179	2	0	0	0	0	1178	118	1
Town of Colchester	ALS-Paramedic	2	0	0	0	8	452	12	0	0	0	0	450		462
Town of Colebrook	ALS-Paramedic	0	0	0	0	4	1	5	0	0	0	0	0		5
Town of Columbia	BLS-Basic /EMT	1	0	0	0	0	0	1	0	0	0	0	0	1	
Town of Columbia	ALS-Paramedic	0	0	0	0	1	3	1	0	0	0	0	3		4
Town of Columbia	Specialty Critical Care	0	0	0	0	1	0	1	0	0	0	0	0	1	
Town of Cornwall	BLS-Basic /EMT	1	0	0	1	59	5	64	0	0	0	0	3	66	
Town of Cornwall	ALS-Paramedic	0	0	0	0	0	15	0	0	0	0	0	15		15
Town of Coventry	ALS-Paramedic	1	0	0	0	49	0	53	0	0	0	0	0		50
Town of Coventry	BLS-Basic /EMT	1	0	0	0	3	2	4	0	0	0	0	2	6	
Town of Cromwell	ALS-Paramedic	1	0	0	0	15	352	19	0	0	0	1	352		368
Town of Cromwell	BLS-Basic /EMT	1	0	0	0	7	0	7	0	0	0	0	0	8	
Town of Danbury	ALS-Paramedic	2	0	0	0	5	0	17	0	0	0	0	0		7
Town of Danbury	BLS-Basic /EMT	0	0	0	0	1	0	2	0	0	0	0	0	1	
Town of Deep River	ALS-Paramedic	0	0	0	0	0	108	0	0	0	0	0	108		108
Town of Durham	ALS-Paramedic	0	0	0	0	4	134	5	0	0	0	0	133		138
Town of East Granby	ALS-Paramedic	0	1	0	0	3	523	6	0	0	0	0	522		527
Town of East Granby	BLS-Basic /EMT	0	0	0	0	3	15	4	0	0	0	0	13	18	
Town of East Haddam	BLS-Basic /EMT	0	0	0	0	5	277	4	0	0	0	1	276	282	
Town of East Haddam	ALS-Paramedic	0	0	0	0	0	211	0	0	0	0	0	211		211
Town of East Haddam	Specialty Critical Care	0	0	0	0	1	0	1	0	0	0	0	0	1	
Town of East Haddam	BLS-First	0	0	0	0	0	4	0	0	0	0	0	4	4	4

		Minutes from Dispatch Notified to the Scene						Minutes from Dispatch Notified to Unit Notified by Dispatch							
	Responder/EMR														
Town of East Hampton	ALS-Paramedic	0	0	0	0	0	255	0	0	0	0	0	255		255
Town of East Hampton	BLS-First Responder/EMR	0	0	0	0	0	2	0	0	0	0	0	2	2	2
Town of East Hampton	BLS-Basic /EMT	0	0	0	0	0	840	0	0	0	0	0	840	840	
Town of East Hartford	BLS-Basic /EMT	512	12	10	15	2761	2	5038	0	0	0	11	0	331 2	
Town of East Hartford	ALS-Paramedic	252	1	4	5	1470	0	2596	0	0	0	5	0		1732
Town of East Haven	BLS-Basic /EMT	10	0	0	0	25	2	46	0	0	0	1	2	37	
Town of East Haven	BLS-First Responder/EMR	0	0	0	0	0	0	2	0	0	0	0	0	0	0
Town of East Haven	ALS-Paramedic	227	11	15	10	1909	51	3414	0	0	0	63	11		2223
Town of East Lyme	ALS-Paramedic	0	0	0	0	0	2	0	0	0	0	0	2		2
Town of East Lyme	BLS-Basic /EMT	38	0	2	0	87	1233	205	0	0	0	10	1232	136 0	
Town of East Windsor	ALS-Paramedic	60	13	13	8	385	297	634	2	0	0	23	278		776
Town of East Windsor	BLS-Basic /EMT	14	3	2	1	127	94	185	1	0	0	17	93	241	
Town of East Windsor	Specialty Critical Care	0	0	0	0	1	0	1	0	0	0	0	0	1	
Town of Eastford	BLS-Basic /EMT	0	0	0	0	0	35	0	0	0	0	0	35	35	
Town of Easton	BLS-Basic /EMT	0	0	0	0	0	2	2	0	0	0	0	0	2	
Town of Ellington	Specialty Critical Care	0	0	0	0	2	0	2	0	0	0	0	0	2	
Town of Ellington	BLS-Basic /EMT	1	0	0	0	8	116	4	0	0	0	3	115	125	
Town of Ellington	ALS-Paramedic	2	0	0	0	39	1	31	0	0	0	2	0		42
Town of Enfield	BLS-Basic /EMT	15	11	10	9	222	29	268	5	1	1	13	12	296	

		Minutes from Dispatch Notified to the Scene						Minutes from Dispatch Notified to Unit Notified by Dispatch							
Town of Enfield	ALS-AEMT	0	0	0	0	1	1	2	0	0	0	0	0	2	
Town of Enfield	BLS-AEMT	0	0	0	0	0	1	1	0	0	0	0	0	1	
Town of Enfield	ALS-Paramedic	437	18	20	21	2747	340	3652	3	2	15	2	232	4136	
Town of Essex	BLS-Basic /EMT	0	0	0	0	0	2	0	0	0	0	0	2	2	
Town of Essex	ALS-Paramedic	0	0	0	0	0	169	0	0	0	0	0	169	169	
Town of Farmington	BLS-Basic /EMT	4	0	0	0	1	21	5	0	0	0	0	21	26	
Town of Farmington	ALS-Paramedic	1	0	0	0	2	259	4	0	0	0	0	259	262	
Town of Farmington	ALS-AEMT	0	0	0	0	0	3	0	0	0	0	0	3	3	
Town of Franklin	BLS-Basic /EMT	0	0	0	0	0	21	0	0	0	0	0	21	21	
Town of Glastonbury	ALS-Paramedic	202	0	0	1	299	1	745	0	0	0	1	1	503	
Town of Glastonbury	BLS-Basic /EMT	6	0	0	0	124	0	136	0	0	0	1	0	130	
Town of Goshen	BLS-AEMT	0	0	0	0	1	0	1	0	0	0	0	0	1	
Town of Goshen	Specialty Critical Care	0	0	0	0	3	0	3	0	0	0	0	0	3	
Town of Goshen	BLS-Basic /EMT	4	1	0	1	117	57	138	0	0	0	4	55	180	
Town of Goshen	ALS-Paramedic	0	0	0	0	7	6	8	0	0	0	0	5	13	
Town of Granby	Specialty Critical Care	0	0	0	0	1	0	1	0	0	0	0	0	1	
Town of Granby	BLS-Basic /EMT	0	0	0	0	1	23	1	0	0	0	0	23	24	
Town of Granby	ALS-Paramedic	0	0	0	0	4	699	4	0	0	0	0	699	703	
Town of Granville	ALS-Paramedic	0	0	0	0	1	0	1	0	0	0	0	0	1	
Town of Greenwich	ALS-Paramedic	0	0	0	0	1	0	0	0	0	0	1	0	1	
Town of Griswold	BLS-Basic /EMT	33	2	4	2	244	11	416	0	0	0	0	0	296	
Town of Griswold	ALS-Paramedic	3	0	0	0	76	7	87	0	0	0	0	0	86	
Town of Groton	BLS-Basic /EMT	1	0	0	0	0	345	1	0	0	0	0	345	346	

		Minutes from Dispatch Notified to the Scene						Minutes from Dispatch Notified to Unit Notified by Dispatch							
Town of Guilford	ALS-Nurse	0	0	0	0	0	2	0	0	0	0	0	2		2
Town of Guilford	ALS-Paramedic	0	0	0	0	11	1980	12	0	0	0	0	1979		1991
Town of Guilford	ALS-Community Paramedicine	0	0	0	0	0	1	0	0	0	0	0	1		1
Town of Guilford	ALS-Intermediate	0	0	0	0	0	1	0	0	0	0	0	1		1
Town of Guilford	BLS-Basic /EMT	0	0	0	0	0	4	0	0	0	0	0	4	4	
Town of Guilford	ALS-Physician	0	0	0	0	0	2	0	0	0	0	0	2		2
Town of Haddam	ALS-Paramedic	0	0	0	0	0	161	0	0	0	0	0	161		161
Town of Haddam	BLS-Basic /EMT	0	0	0	0	0	2	0	0	0	0	0	2	2	
Town of Hampton	BLS-Basic /EMT	0	0	0	0	6	1	3	0	0	0	3	1	7	
Town of Hampton	ALS-Paramedic	0	0	0	0	0	1	1	0	0	0	0	0		1
Town of Hartford	ALS-Paramedic	0	0	0	0	0	5	1	0	0	0	0	4		5
Town of Harwinton	ALS-Paramedic	0	0	0	0	8	0	8	0	0	0	0	0		8
Town of Hebron	BLS-Basic /EMT	0	0	0	0	0	12	0	0	0	0	0	12	12	
Town of Hebron	ALS-Paramedic	0	0	0	0	2	15	2	0	0	0	0	15		17
Town of Kent	BLS-Basic /EMT	0	0	0	0	1	3	1	0	0	0	1	2	4	
Town of Kent	ALS-Paramedic	0	0	0	0	16	26	19	0	0	0	0	23		42
Town of Killingworth	BLS-Basic /EMT	0	0	0	0	0	23	1	0	0	0	0	23	23	
Town of Killingworth	ALS-Paramedic	0	0	0	0	0	107	0	0	0	0	0	107		107
Town of Lebanon	ALS-Paramedic	2	0	0	0	5	0	7	0	0	0	0	0		7
Town of Lebanon	Specialty Critical Care	0	0	0	0	3	0	3	0	0	0	0	0	3	
Town of Lebanon	BLS-Basic /EMT	0	0	0	0	0	7	0	0	0	0	0	7	7	
Town of Ledyard	ALS-Paramedic	44	1	1	0	72	10	154	0	0	0	0	0		128
Town of Ledyard	BLS-Basic /EMT	59	1	1	3	246	18	522	0	0	0	0	2	328	

		Minutes from Dispatch Notified to the Scene						Minutes from Dispatch Notified to Unit Notified by Dispatch							
Town of Lisbon	ALS-Paramedic	4	0	0	0	55	10	72	0	0	0	0	0	69	
Town of Lisbon	BLS-Basic /EMT	8	0	0	0	31	19	73	0	0	0	0	0	58	
Town of Litchfield	ALS-Paramedic	0	0	0	0	10	3	16	0	0	0	0	0	13	
Town of Litchfield	Specialty Critical Care	0	0	0	0	2	0	2	0	0	0	0	0	2	
Town of Litchfield	BLS-Basic /EMT	0	0	0	0	0	1	1	0	0	0	0	0	1	
Town of Lyme	BLS-Basic /EMT	2	0	1	1	42	17	42	0	3	0	1	17	63	
Town of Lyme	ALS-Paramedic	0	0	0	0	0	28	0	0	0	0	0	28	28	
Town of Madison	BLS-Basic /EMT	0	0	0	0	0	3	0	0	0	0	0	3	3	
Town of Madison	ALS-Paramedic	0	0	0	0	0	18	0	0	0	0	0	18	18	
Town of Manchester	BLS-First Responder/EMR	0	0	0	0	1	0	2	0	0	0	0	0	1	1
Town of Manchester	BLS-Basic /EMT	706	12	13	12	2298	1	5148	0	0	0	30	0	304	
Town of Mansfield	BLS-Basic /EMT	0	0	0	0	0	1	0	0	0	0	0	1	1	
Town of Marlborough	BLS-Basic /EMT	1	0	0	0	2	17	1	0	0	0	2	17	20	
Town of Marlborough	Specialty Critical Care	0	0	0	0	1	0	1	0	0	0	0	0	1	
Town of Marlborough	ALS-Paramedic	1	0	0	0	30	153	21	0	0	0	5	153	184	
Town of Meriden	ALS-Paramedic	0	0	0	0	0	1	0	0	0	0	0	1	1	
Town of Middlebury	ALS-Paramedic	0	0	0	0	73	4	75	0	0	0	1	0	77	
Town of Middlebury	BLS-Basic /EMT	0	0	0	0	13	2	14	0	0	0	1	0	15	
Town of Middlefield	BLS-Basic /EMT	0	0	0	0	0	1	0	0	0	0	0	1	1	
Town of Middlefield	ALS-Paramedic	0	0	0	0	0	101	0	0	0	0	0	101	101	
Town of Middletown	BLS-Basic /EMT	19	2	0	0	0	3	21	0	0	0	0	3	24	
Town of Middletown	ALS-Paramedic	0	0	0	0	0	1587	0	0	0	0	0	1587	1587	

		Minutes from Dispatch Notified to the Scene						Minutes from Dispatch Notified to Unit Notified by Dispatch							
Town of Milford	BLS-Basic /EMT	26	0	2	0	650	1	844	0	0	0	17	1	679	
Town of Milford	BLS-AEMT	0	0	0	0	9	0	13	0	0	0	0	0	9	
Town of Milford	ALS-Paramedic	41	0	8	10	2214	3	2823	3	2	1	43	2		2276
Town of Monroe	BLS-Basic /EMT	0	0	0	0	1	0	1	0	0	0	0	0	1	
Town of Montville	BLS-Basic /EMT	0	0	0	0	0	5	0	0	0	0	0	5	5	
Town of Morris	ALS-Paramedic	0	0	0	0	4	4	7	0	0	0	1	0		8
Town of Naugatuck	ALS-Intermediate	0	0	0	0	1	0	1	0	0	0	0	0		1
Town of Naugatuck	ALS-Paramedic	0	0	0	0	59	14	63	0	0	0	4	2		73
Town of Naugatuck	BLS-Basic /EMT	2	0	0	0	33	4	36	0	0	0	1	0	39	
Town of New Britain	ALS-Paramedic	0	0	0	0	0	18	0	0	0	0	0	18		18
Town of New Britain	ALS-AEMT	0	0	0	0	0	1	0	0	0	0	0	1		1
Town of New Britain	BLS-Basic /EMT	0	0	0	0	0	1	0	0	0	0	0	1	1	
Town of New Hartford	Specialty Critical Care	0	0	0	0	1	0	1	0	0	0	0	0	1	
Town of New Hartford	BLS-Basic /EMT	0	0	0	0	1	6	1	0	0	0	0	6	7	
Town of New Hartford	ALS-Paramedic	0	0	0	0	30	8	36	0	0	0	0	2		38
Town of New Haven	ALS-Paramedic	2	0	0	0	3	0	5	0	0	0	0	0		5
Town of New London	BLS-Basic /EMT	0	0	0	0	4	5524	4	0	0	0	0	5524	5528	
Town of New London	ALS-Paramedic	0	0	0	0	1	93	1	0	0	0	0	93		94
Town of New London	BLS-AEMT	0	0	0	0	0	5	0	0	0	0	0	5	5	
Town of New London	BLS-First Responder/EMR	0	0	0	0	0	19	0	0	0	0	0	19	19	19
Town of New Milford	BLS-Basic /EMT	0	0	0	0	1	26	1	0	0	0	0	26	27	
Town of New Milford	ALS-Paramedic	12	2	3	3	46	12	86	0	0	0	1	0		78
Town of Newington	BLS-Basic /EMT	3	0	0	0	3	0	4	0	0	0	2	0	6	

		Minutes from Dispatch Notified to the Scene						Minutes from Dispatch Notified to Unit Notified by Dispatch							
Town of Newington	ALS-Paramedic	1	0	0	0	4	0	7	0	0	0	0	0	5	
Town of Newtown	ALS-Paramedic	0	0	0	0	9	1	10	0	0	0	0	0	10	
Town of Newtown	BLS-Basic /EMT	0	0	0	0	7	0	6	0	0	0	0	0	7	
Town of Norfolk	ALS-Paramedic	0	0	0	0	13	2	15	0	0	0	0	0	15	
Town of Norfolk	Specialty Critical Care	0	0	0	0	1	0	1	0	0	0	0	0	1	
Town of North Branford	BLS-Basic /EMT	3	0	0	0	85	14	96	0	0	0	3	0	102	
Town of North Branford	ALS-Paramedic	3	0	0	0	627	13	623	1	0	0	11	2	643	
Town of North Canaan	BLS-Basic /EMT	0	0	0	0	0	1	0	0	0	0	0	1	1	
Town of North Haven	Specialty Critical Care	0	0	0	0	2	0	2	0	0	0	0	0	2	
Town of North Haven	BLS-Basic /EMT	5	0	2	0	187	4	216	0	0	0	7	0	198	
Town of North Haven	BLS-First Responder/EMR	0	0	0	0	4	0	5	0	0	0	0	0	4	4
Town of North Haven	ALS-Intermediate	0	0	0	0	1	0	1	0	0	0	0	0	1	
Town of North Haven	ALS-Paramedic	75	4	1	2	449	7	812	0	0	0	40	0	538	
Town of North Haven	BLS-Intermediate	0	0	0	0	1	1	2	0	0	0	0	0	2	
Town of North Stonington	ALS-AEMT	0	0	0	0	5	0	1	0	0	0	2	0	5	
Town of North Stonington	ALS-Paramedic	0	0	0	0	58	4	70	0	0	0	2	0	62	
Town of North Stonington	BLS-Basic /EMT	0	0	0	0	15	61	18	0	0	0	0	61	76	
Town of Norwich	BLS-Basic /EMT	236	2	6	1	870	29	1610	0	0	0	0	5	114 4	
Town of Norwich	ALS-Paramedic	579	6	7	14	1332	75	3340	0	0	1	0	0	2013	
Town of Old Lyme	BLS-Basic /EMT	0	0	0	0	1	776	0	0	0	0	0	776	777	

		Minutes from Dispatch Notified to the Scene						Minutes from Dispatch Notified to Unit Notified by Dispatch							
Town of Old Lyme	ALS-Paramedic	0	0	0	0	1	162	1	0	0	0	0	162		163
Town of Old Saybrook	BLS-Basic /EMT	0	0	0	0	0	30	0	0	0	0	0	30	30	
Town of Old Saybrook	ALS-Paramedic	0	0	0	0	0	329	0	0	0	0	0	329		329
Town of Orange	ALS-Paramedic	1	0	0	0	0	0	1	0	0	0	0	0		1
Town of Plainfield	ALS-Paramedic	2	0	0	0	43	13	47	0	0	0	9	0		58
Town of Plainfield	BLS-Basic /EMT	1	0	0	0	63	8	55	0	0	0	7	8	72	
Town of Plainville	ALS-Paramedic	2	0	0	0	3	5	6	0	0	0	0	5		10
Town of Plainville	BLS-Basic /EMT	1	0	0	0	0	1	1	0	0	0	0	1	2	
Town of Plymouth	BLS-Basic /EMT	0	0	0	0	0	2	0	0	0	0	0	2	2	
Town of Plymouth	ALS-Paramedic	0	0	0	0	0	12	0	0	0	0	0	12		12
Town of Portland	BLS-Basic /EMT	0	0	0	0	0	1	0	0	0	0	0	1	1	
Town of Portland	ALS-Paramedic	0	0	0	0	0	224	0	0	0	0	0	224		224
Town of Portland	Specialty Critical Care	0	0	0	0	2	0	2	0	0	0	0	0	2	
Town of Preston	ALS-Paramedic	5	0	0	0	27	4	40	0	0	0	0	0		36
Town of Preston	BLS-Basic /EMT	0	0	0	0	7	1	9	0	0	0	0	0	8	
Town of Prospect	ALS-Intermediate	0	0	0	0	4	2	6	0	0	0	0	0		6
Town of Prospect	BLS-Basic /EMT	0	0	0	1	85	19	93	0	0	0	4	0	105	
Town of Prospect	ALS-Paramedic	2	0	0	0	324	67	381	0	0	0	9	0		393
Town of Rocky Hill	BLS-Basic /EMT	12	0	0	0	79	0	113	1	0	0	5	0	91	
Town of Rocky Hill	ALS-Paramedic	425	3	8	3	697	3	1887	0	0	0	3	1		1139
Town of Roxbury	ALS-Paramedic	1	0	0	0	12	2	15	0	0	0	0	0		15
Town of Roxbury	BLS-Basic /EMT	0	0	0	0	0	1	0	0	0	0	0	1	1	
Town of Salem	ALS-Paramedic	0	0	0	0	5	2	5	0	0	0	0	2		7
Town of Salem	BLS-Basic /EMT	0	0	0	0	0	11	0	0	0	0	0	11	11	

		Minutes from Dispatch Notified to the Scene						Minutes from Dispatch Notified to Unit Notified by Dispatch							
Town of Salem	Specialty Critical Care	0	0	0	0	1	0	1	0	0	0	0	0	1	
Town of Salisbury	BLS-First Responder/EMR	0	0	0	0	0	5	0	0	0	0	0	5	5	5
Town of Salisbury	ALS-Paramedic	0	0	0	0	0	98	0	0	0	0	0	98		98
Town of Salisbury	BLS-Basic /EMT	0	0	0	0	0	383	0	0	0	0	0	383	383	
Town of Scotland	BLS-Basic /EMT	0	0	0	0	1	0	1	0	0	0	0	0	1	
Town of Sharon	ALS-Paramedic	0	0	0	0	1	95	1	0	0	0	0	95		96
Town of Sharon	Specialty Critical Care	0	0	0	0	1	0	1	0	0	0	0	0	1	
Town of Sharon	BLS-Basic /EMT	0	0	0	1	32	297	37	0	0	0	0	293	330	
Town of Sherman	ALS-Paramedic	0	0	0	0	32	5	37	0	0	0	0	0		37
Town of Sherman	Specialty Critical Care	0	0	0	0	1	0	1	0	0	0	0	0	1	
Town of Simsbury	Specialty Critical Care	0	0	0	0	2	0	2	0	0	0	0	0	2	
Town of Simsbury	ALS-Paramedic	0	0	0	0	4	615	4	0	0	0	0	615		619
Town of Simsbury	BLS-Basic /EMT	1	0	0	0	2	46	4	0	0	0	0	45	49	
Town of Somers	BLS-Basic /EMT	15	2	0	0	203	0	143	0	0	0	65	0	220	
Town of Somers	ALS-Paramedic	14	0	1	1	364	1	286	0	0	1	50	0		381
Town of Somers	ALS-AEMT	0	0	0	0	1	0	1	0	0	0	0	0		1
Town of South Windsor	ALS-Paramedic	418	5	5	7	1149	1	2475	0	0	0	2	0		1585
Town of South Windsor	BLS-Basic /EMT	19	1	0	0	142	0	200	0	0	0	1	0	162	
Town of Southbury	ALS-Paramedic	2	0	0	0	81	27	101	0	0	0	1	0		110
Town of Southbury	BLS-Basic /EMT	0	0	0	0	4	1	4	0	0	0	0	1	5	
Town of Southbury	ALS-AEMT	0	0	0	0	1	0	1	0	0	0	0	0		1

		Minutes from Dispatch Notified to the Scene						Minutes from Dispatch Notified to Unit Notified by Dispatch							
Town of Southington	BLS-Basic /EMT	0	0	0	0	0	0	1	0	0	0	0	0	0	
Town of Southington	ALS-Paramedic	0	0	0	0	9	1	10	0	0	0	0	0		10
Town of Sprague	BLS-Basic /EMT	0	0	0	0	1	0	1	0	0	0	0	0	1	
Town of Stafford	ALS-Paramedic	0	0	0	0	54	0	33	0	0	0	2	0		54
Town of Stafford	BLS-Basic /EMT	0	0	0	0	10	0	2	0	0	0	6	0	10	
Town of Sterling	Specialty Critical Care	0	0	0	0	1	0	1	0	0	0	0	0	1	
Town of Stonington	BLS-Basic /EMT	0	1	0	0	3	977	4	0	0	0	0	977	981	
Town of Stonington	Specialty Critical Care	0	0	0	0	1	0	1	0	0	0	0	0	1	
Town of Stonington	ALS-AEMT	0	0	0	0	44	0	28	0	0	0	11	0		44
Town of Stonington	BLS-First Responder/EMR	0	0	0	0	0	3	0	0	0	0	0	3	3	3
Town of Stonington	ALS-Paramedic	4	1	0	0	105	3	103	0	0	0	5	0		113
Town of Stratford	BLS-Basic /EMT	0	0	0	0	2	0	3	0	0	0	0	0	2	
Town of Stratford	ALS-Paramedic	0	0	0	0	4	1	4	0	0	0	0	0		5
Town of Suffield	BLS-Intermediate	0	0	0	0	1	0	1	0	0	0	0	0	1	
Town of Suffield	ALS-Paramedic	19	3	5	7	797	68	764	2	2	1	52	46		899
Town of Suffield	ALS-AEMT	1	0	1	0	36	2	35	0	0	0	0	0		40
Town of Suffield	BLS-AEMT	0	0	0	0	3	0	1	0	0	0	2	0	3	
Town of Suffield	BLS-First Responder/EMR	0	0	0	0	3	0	1	0	0	0	1	0	3	3
Town of Suffield	BLS-Basic /EMT	12	4	2	3	411	29	359	1	2	0	51	20	461	
Town of Suffield	ALS-Intermediate	0	0	1	0	4	1	4	0	0	0	0	1		6
Town of Thomaston	ALS-Paramedic	0	0	0	0	3	2	4	0	0	0	0	0		5
Town of Thompson	BLS-Basic /EMT	0	0	0	0	0	1	1	0	0	0	0	0	1	

		Minutes from Dispatch Notified to the Scene						Minutes from Dispatch Notified to Unit Notified by Dispatch							
Town of Tolland	Specialty Critical Care	0	0	0	0	4	0	4	0	0	0	0	0	4	
Town of Tolland	BLS-Basic /EMT	3	0	0	0	5	3	7	0	0	0	1	3	11	
Town of Tolland	ALS-Paramedic	3	0	0	0	45	1	52	0	0	0	0	0		49
Town of Torrington	BLS-Basic /EMT	0	0	0	0	0	1	0	0	0	0	0	1	1	
Town of Torrington	ALS-Paramedic	0	0	0	0	0	1	0	0	0	0	0	1		1
Town of Trumbull	BLS-Basic /EMT	1	0	0	0	1	0	3	0	0	0	0	0	2	
Town of Union	Specialty Critical Care	0	0	0	0	1	0	1	0	0	0	0	0	1	
Town of Union	ALS-Paramedic	0	0	0	0	2	0	1	0	0	0	0	0		2
Town of Union	BLS-Basic /EMT	0	0	0	0	0	4	0	0	0	0	0	4	4	
Town of Vernon	ALS-Paramedic	0	0	0	0	5	0	5	0	0	0	0	0		5
Town of Vernon	Specialty Critical Care	0	0	0	0	1	0	1	0	0	0	0	0	1	
Town of Vernon	BLS-Basic /EMT	0	0	0	0	1	1	1	0	0	0	0	1	2	
Town of Voluntown	BLS-Basic /EMT	1	0	0	0	27	8	36	0	0	0	0	0	36	
Town of Voluntown	ALS-Paramedic	0	0	0	0	7	3	9	0	0	0	0	1		10
Town of Wallingford	BLS-First Responder/EMR	0	0	0	0	0	17	0	0	0	0	0	17	17	17
Town of Wallingford	BLS-Basic /EMT	0	0	0	0	3	1537	5	0	0	0	0	1535	1540	
Town of Wallingford	ALS-Paramedic	0	0	0	0	5	1721	7	0	0	0	0	1720		1726
Town of Warren	ALS-Paramedic	0	0	0	0	3	4	3	0	0	0	0	4		7
Town of Warren	BLS-Basic /EMT	0	0	0	0	2	0	2	0	0	0	0	0	2	
Town of Washington	ALS-Paramedic	0	0	0	0	5	1	6	0	0	0	0	0		6
Town of Waterbury	ALS-Paramedic	0	0	0	0	0	9	0	0	0	0	0	9		9

		Minutes from Dispatch Notified to the Scene						Minutes from Dispatch Notified to Unit Notified by Dispatch								
Town of Waterford	BLS-Basic /EMT	2	0	0	0	3	2508	5	0	0	0	0	2508	2513		
Town of Waterford	ALS-Paramedic	0	0	0	0	1	1	4	0	0	0	0	0		2	
Town of Watertown	ALS-Paramedic	0	0	0	0	10	1	11	0	0	0	0	0		11	
Town of Watertown	BLS-Basic /EMT	0	0	0	0	5	1	7	0	0	0	0	0	6		
Town of West Hartford	ALS-Paramedic	4	2	0	0	32	6104	43	0	0	0	0	6104		6142	
Town of West Hartford	BLS-Basic /EMT	8	0	0	0	29	19	34	0	0	0	2	19	56		
Town of West Hartford	BLS-First Responder/EMR	0	0	0	0	0	1	0	0	0	0	0	1	1		1
Town of West Haven	BLS-Basic /EMT	16	0	1	2	315	9	383	0	0	2	37	0	343		
Town of West Haven	BLS-First Responder/EMR	0	0	0	0	2	0	0	0	0	0	0	0	2		2
Town of West Haven	ALS-Paramedic	318	25	37	29	3932	61	5790	4	1	4	451	0		4402	
Town of Westbrook	ALS-Paramedic	0	0	0	0	1	207	0	0	0	0	1	207		208	
Town of Westbrook	BLS-Basic /EMT	0	0	0	0	0	433	0	0	0	0	0	433	433		
Town of Wethersfield	ALS-Paramedic	660	6	6	7	860	1	2667	0	0	0	1	0		1540	
Town of Wethersfield	BLS-Basic /EMT	32	1	1	0	193	0	297	0	0	0	0	0	227		
Town of Willington	Specialty Critical Care	1	0	0	0	4	0	5	0	0	0	0	0	5		
Town of Willington	BLS-Basic /EMT	0	0	0	0	0	45	0	0	0	0	0	45	45		
Town of Wilton	BLS-Basic /EMT	0	0	0	0	1	0	0	0	0	0	1	0	1		
Town of Windham	Specialty Critical Care	0	0	0	0	8	0	8	0	0	0	0	0	8		
Town of Windham	BLS-Basic /EMT	0	0	0	0	2	1	2	0	0	0	0	1	3		
Town of Windsor	ALS-Paramedic	8	1	1	0	375	3316	401	0	0	0	9	3282		3701	

		Minutes from Dispatch Notified to the Scene						Minutes from Dispatch Notified to Unit Notified by Dispatch							
Town of Windsor	BLS-Basic /EMT	8	0	0	0	120	171	125	0	0	0	6	168	299	
Town of Windsor	ALS-Physician	0	0	0	0	0	1	0	0	0	0	0	1		1
Town of Windsor	BLS-AEMT	0	0	0	0	0	1	0	0	0	0	0	1	1	
Town of Windsor	ALS-Intermediate	0	0	0	0	0	1	0	0	0	0	0	1		1
Town of Windsor Locks	ALS-Paramedic	6	0	1	1	225	210	286	0	0	0	7	192		443
Town of Windsor Locks	BLS-AEMT	0	0	0	0	1	0	1	0	0	0	0	0	1	
Town of Windsor Locks	BLS-Basic /EMT	2	0	0	0	76	11	88	0	0	0	2	5	89	
Town of Wolcott	BLS-Basic /EMT	0	0	0	0	0	111	0	0	0	0	0	111	111	
Town of Wolcott	ALS-Paramedic	1	0	0	0	1	1813	3	0	0	0	0	1812		1815
Town of Woodbury	ALS-Paramedic	0	0	0	0	34	4	37	0	0	0	0	0		38
Town of Woodbury	BLS-Basic /EMT	0	0	0	0	5	3	7	0	0	0	0	0	8	
Town of Woodstock	Specialty Critical Care	0	0	0	0	1	0	1	0	0	0	0	0	1	
Trumbull	BLS-Basic /EMT	11	0	0	0	0	2433	11	0	0	0	0	2433	244 4	
Trumbull	BLS-AEMT	0	0	0	0	0	1	0	0	0	0	0	1	1	
Trumbull	ALS-Paramedic	9	0	0	0	257	3398	354	0	0	0	11	3303		3664
Trumbull	ALS-Nurse	0	0	0	0	0	1	0	0	0	0	0	1		1
Trumbull	BLS-First Responder/EMR	1	0	0	0	0	0	1	0	0	0	0	0	1	1
Trumbull	ALS-Physician	0	0	0	0	0	2	0	0	0	0	0	2		2
Uncasville	BLS-Basic /EMT	335	13	17	24	191	953	788	9	1	2	31	935	153 3	
Uncasville	ALS-Paramedic	81	4	1	1	67	11	231	0	0	0	18	5		165
Uncasville	BLS-First Responder/EMR	0	0	0	0	0	1	0	0	0	0	0	1	1	1

		Minutes from Dispatch Notified to the Scene						Minutes from Dispatch Notified to Unit Notified by Dispatch							
Union	ALS-Paramedic	0	0	0	0	13	9	17	0	0	0	1	4		22
Union	BLS-Basic /EMT	0	1	2	0	24	39	26	0	0	0	1	39	66	
Unionville	BLS-Basic /EMT	0	0	0	0	0	0	1	0	0	0	0	0	0	
Unionville	ALS-Paramedic	2	0	0	0	5	3	13	0	0	0	0	0		10
Vernon	ALS-Paramedic	179	30	30	46	688	48	1282	4	2	1	18	2		1021
Vernon	BLS-Basic /EMT		16	21	29				1					408	
Vernon	BLS-Basic /EMT	310	3	8	2	1767	1338	2766	8	8	2	27	1264	8	
Vernon	BLS-AEMT	0	0	0	0	0	1	0	0	0	0	0	1	1	
Vernon	ALS-Physician	0	0	0	0	1	0	1	0	0	0	0	0		1
Versailles	BLS-Basic /EMT	0	0	0	0	0	6	0	0	0	0	0	6	6	
Village of Port Chester	ALS-Paramedic	1	0	0	0	0	0	2	0	0	0	0	0		1
Village of Rye Brook	ALS-Paramedic	0	0	0	0	1	1	4	0	0	0	0	0		2
Vista	ALS-Paramedic	0	0	0	0	0	1	0	0	0	0	0	1		1
Voluntown	BLS-Basic /EMT	0	0	0	0	0	214	0	0	0	0	0	214	214	
Voluntown	ALS-Paramedic	0	0	0	0	0	2	0	0	0	0	0	2		2
Voluntown	BLS-First Responder/EMR	0	0	0	0	0	1	0	0	0	0	0	1	1	1
Wallingford	ALS-Paramedic	16	2	0	0	645	1744	723	0	0	0	0	1721		2407
Wallingford	BLS-Basic /EMT	61	0	2	1	563	142	683	0	0	0	0	114	769	
Wallingford	ALS-Physician	0	0	0	0	0	4	0	0	0	0	0	4		4
Wallingford	ALS-Nurse	0	0	0	0	5	0	5	0	0	0	0	0		5
Warehouse Point	BLS-Basic /EMT	7	0	0	0	92	0	114	0	0	0	7	0	99	
Warehouse Point	ALS-Paramedic	12	2	0	0	232	3	322	0	0	0	6	2		249
Warren	BLS-Basic /EMT	0	0	0	0	2	118	3	0	0	0	0	117	120	
Washington	BLS-Basic /EMT	0	0	0	0	5	417	6	0	0	0	0	416	422	

		Minutes from Dispatch Notified to the Scene						Minutes from Dispatch Notified to Unit Notified by Dispatch							
Washington	ALS-Community Paramedicine	0	0	0	0	0	1	0	0	0	0	0	1		1
Washington	BLS-Paramedic	0	0	0	0	1	0	1	0	0	0	0	0	1	
Washington	ALS-Paramedic	0	0	0	0	1	1	1	0	0	0	0	1		2
Waterbury	BLS-Basic /EMT	0	0	0	0	1	49	1	0	0	0	0	49	50	
Waterbury	ALS-Paramedic	839	49	46	41	7401	572	1108				34			
Waterford	ALS-Paramedic	68	25	23	30	163	314	348	0	0	0	1	274		623
Waterford	BLS-Basic /EMT	0	0	0	0	1	4	1	0	0	0	0	4	5	
Watertown	ALS-Paramedic	22	1	4	3	1854	133	1999	0	0	0	59	1		2017
Watertown	BLS-Basic /EMT	0	0	0	0	0	5	0	0	0	0	0	5	5	
Wauregan	BLS-Basic /EMT	11	3	8	12	84	21	99	5	7	4	5	18	139	
Wauregan	ALS-Paramedic	0	0	0	0	0	55	0	0	0	0	0	55		55
Weatogue	BLS-Basic /EMT	0	0	0	0	0	9	0	0	0	0	0	9	9	
Weatogue	ALS-Paramedic	0	0	0	0	4	159	4	0	0	0	0	159		163
West Cornwall	BLS-Basic /EMT	1	0	0	1	31	5	39	1	0	0	0	0	38	
West Cornwall	ALS-Paramedic	0	0	0	0	0	12	0	0	0	0	0	12		12
West Cornwall	Specialty Critical Care	0	0	0	0	1	0	1	0	0	0	0	0	1	
West Granby	ALS-Paramedic	0	0	0	0	1	46	1	0	0	0	0	46		47
West Granby	BLS-Basic /EMT	0	0	0	0	0	1	0	0	0	0	0	1	1	
West Hartford	ALS-Paramedic	442	10	14	21	4248	118	6244	0	2	0	10	0		4853
West Hartland	BLS-Basic /EMT	0	0	0	0	0	4	0	0	0	0	0	4	4	
West Hartland	ALS-Paramedic	0	0	0	0	1	0	1	0	0	0	0	0		1
West Haven	ALS-Paramedic	327	16	27	25	6187	83	7594	4	1	2	85	1		6665

		Minutes from Dispatch Notified to the Scene						Minutes from Dispatch Notified to Unit Notified by Dispatch							
West Haven	BLS-Basic /EMT	14	0	0	0	210	5	272	0	0	0	2	0	229	
West Redding	BLS-First Responder/EMR	0	0	0	0	1	2	1	0	0	0	0	2	3	3
West Redding	ALS-Paramedic	0	0	0	0	0	81	0	0	0	0	0	81		81
West Redding	BLS-Basic /EMT	1	0	0	1	0	115	2	0	0	0	0	115	117	
West Simsbury	BLS-Basic /EMT	0	0	0	0	0	3	0	0	0	0	0	3	3	
West Simsbury	ALS-Paramedic	0	0	0	0	1	101	1	0	0	0	0	101		102
West Suffield	ALS-Intermediate	0	0	0	0	0	1	0	0	0	0	0	1		1
West Suffield	BLS-Basic /EMT	1	0	0	1	8	7	12	0	0	0	0	4	17	
West Suffield	ALS-Paramedic	0	0	0	0	30	30	25	0	0	0	2	30		60
West Suffield	ALS-AEMT	0	0	0	0	0	1	0	0	0	0	0	1		1
West Thompson	ALS-Paramedic	0	0	0	0	0	2	0	0	0	0	0	2		2
West Willington	BLS-Basic /EMT	0	0	0	0	0	3	0	0	0	0	0	3	3	
West Woodstock	ALS-Paramedic	0	0	0	0	0	2	0	0	0	0	0	2		2
West Woodstock	BLS-Basic /EMT	0	0	0	0	3	0	3	0	0	0	0	0	3	
Westbrook	ALS-Nurse	0	0	0	0	2	0	2	0	0	0	0	0		2
Westbrook	BLS-Basic /EMT	3	0	3	12	261	315	277	0	0	0	5	312	594	
Westbrook	ALS-Paramedic	5	0	0	0	244	10	254	0	0	0	1	6		259
Westchester	BLS-Basic /EMT	0	0	0	0	0	1	1	0	0	0	0	0	1	
Westchester	ALS-Paramedic	2	0	0	0	0	0	2	0	0	0	0	0		2
Westerly	BLS-Basic /EMT	0	0	0	0	0	2	0	0	0	0	0	2	2	
Westerly	ALS-Paramedic	0	0	0	0	1	0	1	0	0	0	0	0		1
Weston	BLS-Basic /EMT	8	4	2	2	406	21	422	4	1	1	4	10	443	
Weston	ALS-Paramedic	1	1	0	0	5	294	7	0	0	0	0	294		301
Weston	BLS-First	0	0	1	0	0	0	1	0	0	0	0	0	1	1

		Minutes from Dispatch Notified to the Scene						Minutes from Dispatch Notified to Unit Notified by Dispatch							
	Responder/EMR														
Westport	BLS-AEMT	0	0	0	0	0	3	0	0	0	0	0	3	3	
Westport	BLS-Basic /EMT	2	0	2	0	55	496	53	1	2	0	4	494	555	
Westport	ALS-AEMT	0	0	0	0	0	1	0	0	0	0	0	1		1
Westport	ALS-Intermediate	0	0	0	0	0	1	0	0	0	0	0	1		1
Westport	ALS-Paramedic	7	1	2	5	182	2177	146	1	4	1	37	2151		2374
Wethersfield	BLS-Basic /EMT	38	19	27	29	62	462	157	1	5	0	2	458	637	
Wethersfield	ALS-Paramedic	0	0	0	0	1	0	2	0	0	0	0	0		1
Weymouth	ALS-Paramedic	0	0	0	0	0	1	0	0	0	0	0	1		1
Willimantic	BLS-Basic /EMT	4	0	0	0	17	2086	16	0	0	0	7	2085	210 7	
Willimantic	Specialty Critical Care	0	0	0	0	1	0	1	0	0	0	0	0	1	
Willimantic	ALS-Paramedic	368	17 2	13 4	10 0	226	32	982	2	2	1	32	4		1032
Wilson	ALS-Paramedic	0	0	0	0	2	0	2	0	0	0	0	0		2
Wilton	ALS-Paramedic	6	3	2	1	9	757	21	0	0	0	0	757		778
Wilton	BLS-Basic /EMT	10	1	7	7	16	1351	44	0	0	0	0	1348	139 2	
Windham	ALS-Paramedic	23	12	22	42	178	9	276	2	0	0	4	4		286
Windham	BLS-First Responder/EMR	0	0	0	0	0	1	0	0	0	0	0	1	1	1
Windham	BLS-Basic /EMT	3	0	0	0	1	973	4	0	0	0	0	973	977	
Windham County	ALS-Paramedic	0	0	0	0	5	0	5	0	0	0	0	0		5
Windsor	BLS-Basic /EMT	0	0	0	0	2	0	2	0	0	0	0	0	2	

		Minutes from Dispatch Notified to the Scene						Minutes from Dispatch Notified to Unit Notified by Dispatch							
Windsor	ALS-Paramedic	3	0	1	2	57	16	39	0	0	0	16	16		79
Windsor Locks	BLS-Basic /EMT	4	5	1	0	1	78	11	0	0	0	0	78	89	
Windsor Locks	ALS-Paramedic	156	34	15	6	9	1063	220	0	0	0	0	1063		1283
Winsted	BLS-Basic /EMT	2	0	0	0	9	828	10	0	0	0	1	828	839	
Winsted	Specialty Critical Care	0	0	0	0	4	0	4	0	0	0	0	0	4	
Winsted	ALS-Paramedic	14	9	7	19	138	24	218	0	0	0	13	2		211
Wolcott	BLS-Basic /EMT	0	0	0	0	29	0	29	0	0	0	0	0	29	
Wolcott	ALS-Paramedic	0	0	0	0	3	0	2	0	0	0	1	0		3
Woodbridge	BLS-Basic /EMT	198	3	4	1	230	15	899	0	0	0	5	0	451	
Woodbridge	ALS-Paramedic	68	7	6	3	693	14	1018	1	0	0	10	0		791
Woodbury	ALS-Paramedic	1	0	0	0	226	36	255	0	0	0	1	2		263
Woodbury	BLS-Basic /EMT	1	0	0	0	1	791	2	0	0	0	0	791	793	
Woodstock	ALS-Paramedic	0	0	0	0	2	221	2	0	0	0	0	221		223
Woodstock	BLS-Basic /EMT	28	18	24	42	288	90	405	1	1	0	2	81	490	
Woodstock Valley	ALS-Paramedic	0	0	0	0	0	11	0	0	0	0	0	11		11
Woodstock Valley	BLS-Basic /EMT	1	0	0	0	28	4	29	0	0	0	0	4	33	
Yalesville	BLS-First Responder/EMR	0	0	0	0	0	2	0	0	0	0	0	2	2	2
Yalesville	BLS-Basic /EMT	0	0	0	0	0	47	0	0	0	0	0	47	47	
Yalesville	ALS-Paramedic	0	0	0	0	0	85	0	0	0	0	0	85		85
Yantic	BLS-Basic /EMT	0	0	0	0	1	0	1	0	0	0	0	0	1	
Yantic	ALS-Paramedic	1	0	0	0	15	0	16	0	0	0	0	0		16
Yarmouth	BLS-Basic /EMT	0	0	0	0	0	1	0	0	0	0	0	1	1	

Appendix 5: Definitions

City/Town Categorization:

Urban: Cities and towns with a density of 1,000+ and a population of greater than 50,000 are considered Urban.

Rural: Towns with a density of less than 500 and a population of less than 10,000 people are considered rural.

Suburban: All other towns are considered suburban.

These guidelines are from the Connecticut State Office of Rural Health and Census.gov

Level of Care of Unit:

Advanced Life Support (ALS): Transportation by ground ambulance vehicle with the provision of medically necessary supplies and services including the provision of at least one ALS intervention by ALS personnel trained to the level of the Advanced EMT or paramedic.

Basic Life Support (BLS): Transportation by ground ambulance vehicle as defined by the state. The ambulance must be staffed by an individual who is qualified as an EMT-Basic per state guidelines.

Type of Service Requested:

911 Response (Scene): Emergent or immediate response to an incident location, regardless of method of notification (e.g., 911, direct dial, walk-in, flagging down, air ambulance scene flight).

Intercept: When one EMS provider meets a transporting EMS unit vehicle with the intent of receiving a patient or providing a higher level of care.

Interfacility Transport: Any transfer, after initial assessment and stabilization, from and to a healthcare facility. This would include specialty hospitals, for the purpose of continuation of acute care, and emergent transfer requests (e.g., hospital to hospital, clinic to hospital).

Medical Transport: Transports that are not between hospitals or that do not require an immediate response. These are generally for the purpose of transportation to or from an appointment, performance of a procedure, or long-term care (e.g., hospital to home/hospice/rehabilitation/long-term care facility).

Mutual Aid: Unit responded to a request to assist another EMS service (e.g., previously established agreement (MOU), or a response outside the unit's jurisdiction/ coverage area, or disaster/strike team response).

Public Assistance/Other Not Listed: The unit responded to provide non-traditional or EMS services not otherwise specified here (e.g., elderly or disabled patient assistance, public education, injury prevention, community paramedicine/mobile integrated healthcare, immunization programs).

Standby: Initial request for service was for purposes of being available in case of a medical/traumatic emergency (e.g., sporting/public events, fires, police action)

Refused Calls:

When a Patient refused to give consent or withdrew consent for evaluation and/or treatment by EMS personnel. Source: https://nemsis.org/wp-content/uploads/2018/09/Extended-Data-Definitions_v3_Final.pdf

Delay Data:

Scene Delay: Reasons the EMS crew was delayed reaching the patient once on scene. The scene delay type “Other” is excluded.

Transport Delay: Reasons the EMS crew was delayed transporting the patient from the scene. The transport delay type “Other” is excluded.

Turnaround Delay: Reasons the EMS crew was delayed turning around their unit from the last transport. The turn-around delay type “Other” is excluded.

Age Group:

Adult: 18 years and older.

Pediatric: Under 18 years old.

Cardiac Arrest Rhythm:

Asystole: No electricity or movement in the heart

Pulseless Electrical Activity (PEA): The heart has electricity, but it doesn’t pump normally.

Automated External Defibrillator (AED) Non-Shockable Rhythm: The AED has determined that the heart’s rhythm cannot be shocked.

AED Shockable Rhythm: The AED has determined that the heart’s rhythm can be shocked.

Ventricular Fibrillation: The lower chambers of the heart tremble (fibrillate) instead of contracting normally.

Ventricular Tachycardia Pulseless: The heart beats so fast, it can’t pump blood.

Source: WebMD.com

Opioid Data:

Opioid Related: Where Naloxone is administered or a Primary or Secondary Complaint or Impression references overdoses, drugs, intoxication, heroin, opiates and alcohol.

Mental Health Data:

Mental Health Related is defined as a Primary or Secondary Complaint or Impression that references mental health issues such as anxiety, depression, suicidal ideations, personality disorder, psychotic disorder, mania, and emotional distress.