

Connecticut Department of Public Health

Weekly Influenza Update



2020-2021 Quick Notes for Week 49 (November 29-December 5, 2020)

Influenza Geographic Activity = SPORADIC		
Influenza-associated Hospitalizations:	Reported This Week: 1	Season To date: 5
Influenza-associated Deaths:	Reported This Week: 0	Season To date: 1
	Pediatric New This Week: 0	Pediatric Season Total: 0
Outpatient Influenza-like Illness (ILINet) was 1.44%, higher than the 1.20% observed last week.		

2020-2021 Overview for Week 49 (November 29-December 5, 2020)

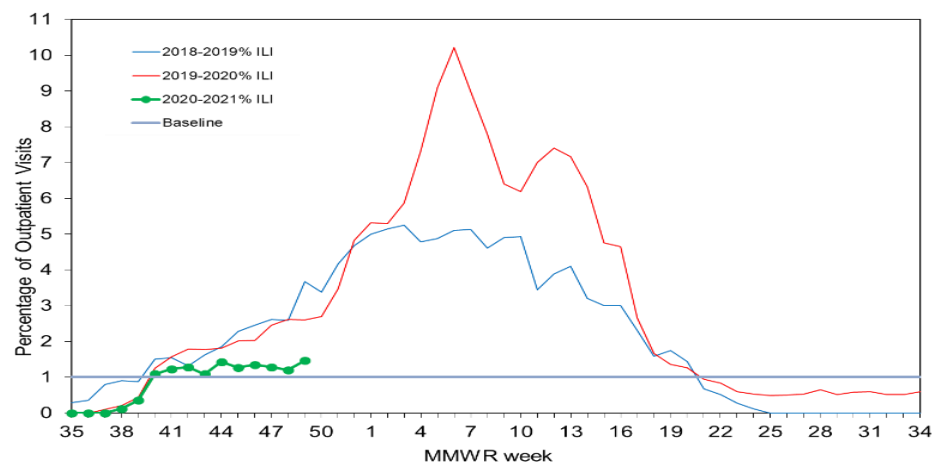
Outpatient Influenza-like illness (ILI) activity was similar to the previous week. Influenza geographic activity is SPORADIC .	A total of 5 influenza related hospitalizations have been reported since the beginning of the 2020-2021 season.
Hospital Emergency Department Syndromic Surveillance data are not available at this time.	No new influenza associated deaths were reported in week 49. A total of 1 death has been reported since the beginning of the 2020-2021 season.
Of the 17 positive influenza tests reported to DPH this season, 0 (0 %) were Influenza A 2009 (H1N1), 0 (0 %) was Influenza A (H3N2), 4 (24 %) Influenza Type B, and 13 (76 %) were Influenza A (type unspecified).	No new influenza-associated pediatric deaths were reported in week 49. No influenza-associated pediatric deaths have been reported since the beginning of the 2020-2021 season. Annual vaccination is the best way to protect children from influenza.
Connecticut COVID data	CDC Flu View
ALL DATA ARE PRELIMINARY AND SUBJECT TO CHANGE.	

Annual vaccination is the best way to protect against severe illness due to influenza.

ILINet Surveillance

Each week a network of volunteer outpatient providers, including clinics, health centers, urgent care centers, and emergency departments, known as ILINet, report the percentage of patient visits with influenza-like illness (ILI), which consists of cough and/or sore throat and a fever $>100^{\circ}\text{F}$ in the absence of a known cause. Because of expansion of ILINet to additional providers and the effect of COVID-19, the current year cannot be compared to previous years. As of December 5, 2020, outpatient ILI is at **1.44%**.

Percentage of outpatient patient visits associated with ILI per MMWR week.



Hospital Syndromic Surveillance

Hospital Emergency Department Syndromic Surveillance data are not available at this time.

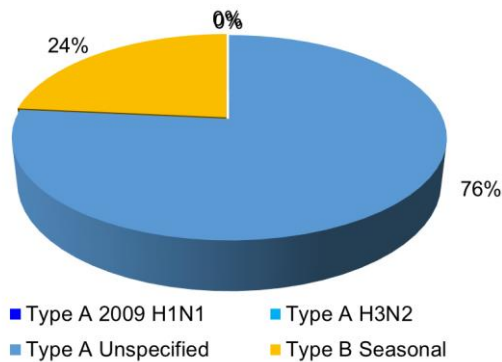
Connecticut Department of Public Health

Weekly Influenza Update



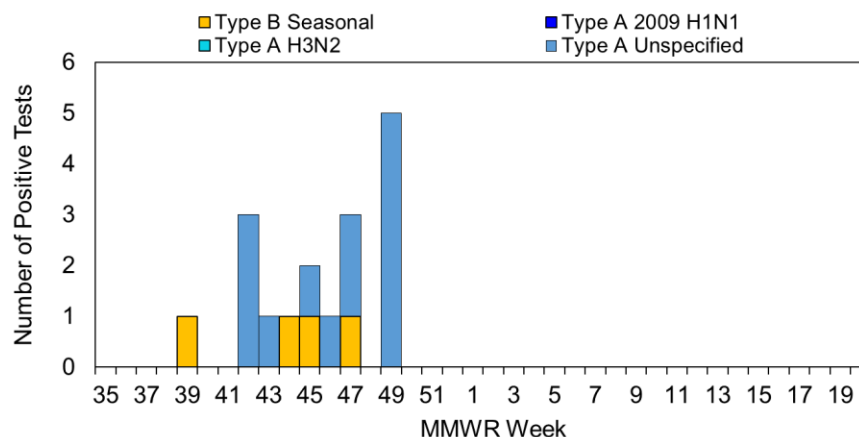
Laboratory Surveillance

Laboratories report positive influenza tests to DPH. Test results may include the virus subtype (as H3N2), which helps determine the specific virus strains circulating in CT. Other results only provide a general type (Type A Unspecified, Type B). As of December 5, 2020 **17** positive influenza tests have been reported.

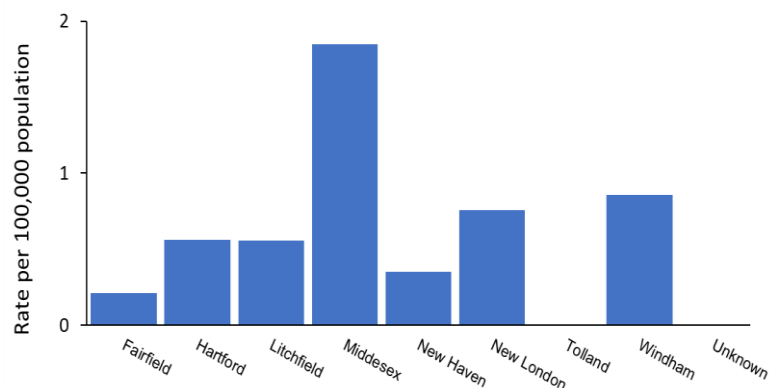


Percent of each influenza virus type reported to DPH during the current season.

Total number of positive influenza tests and the number of each influenza virus type reported to DPH per MMWR week during the current season.



Rate of positive influenza tests per 100,000 persons reported from each county in Connecticut during the current season.



Connecticut Department of Public Health

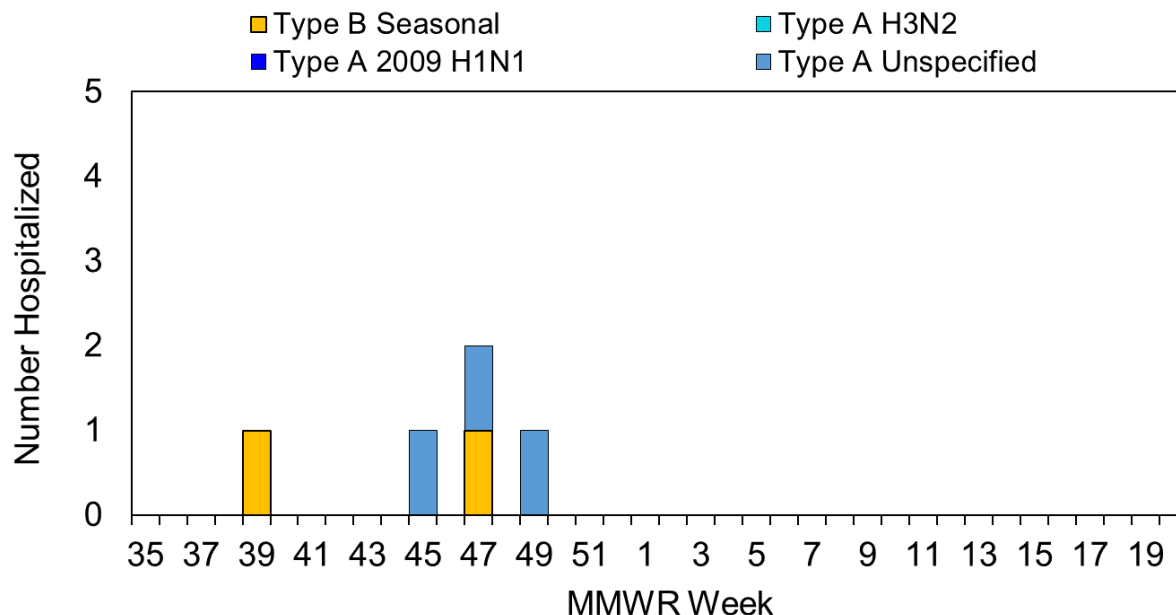
Weekly Influenza Update



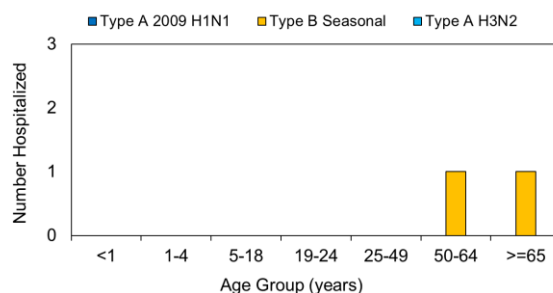
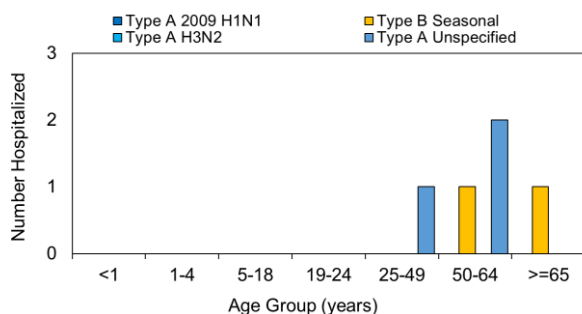
Hospital Surveillance

Hospitals report patients hospitalized with influenza to DPH. As of December 5, 2020, 5 patients have been hospitalized with influenza during the current season. One hospitalized influenza patient is also infected with COVID-19.

Total number of patients hospitalized with laboratory-confirmed influenza by virus type per MMWR week.

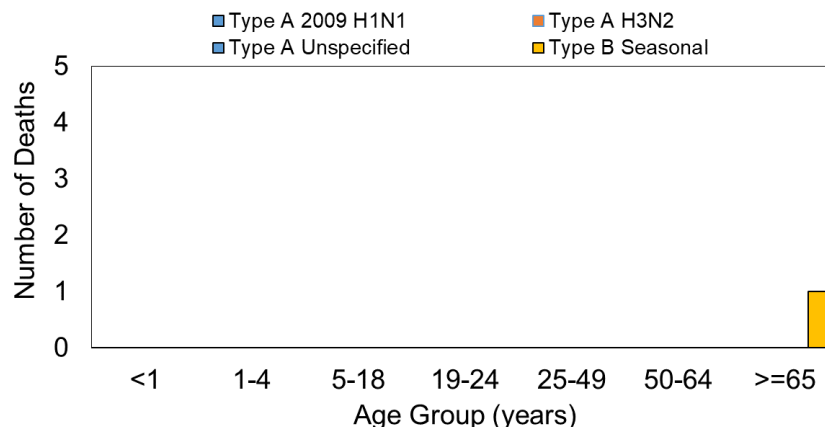


Total number of reported patients hospitalized with influenza by age and influenza virus type during the current season. NOTE: Type A Unspecified test results are not displayed in the second figure below so other results may be clearly seen.



Influenza-associated Deaths

Influenza associated deaths are reported to DPH. The graph shows the number of deaths associated with influenza by age group. Comparisons to previous years are provided when new data are available. **Due to the need to confirm reports and reporting delays, consider the current week data preliminary. As of December 5, 2020, 1 influenza-associated deaths has been reported to DPH.**



Total number of influenza-associated deaths per month for the 2016-2017, 2017-2018, 2018-2019, 2019-2020, and current influenza seasons.

