

PAVEMENT ARROW DETAILS
(WHITE)

ARROWS SHALL BE CENTERED IN TRAVEL LANE

MULTI-LANE APPROACH WITH
RIGHT TURN BYPASS

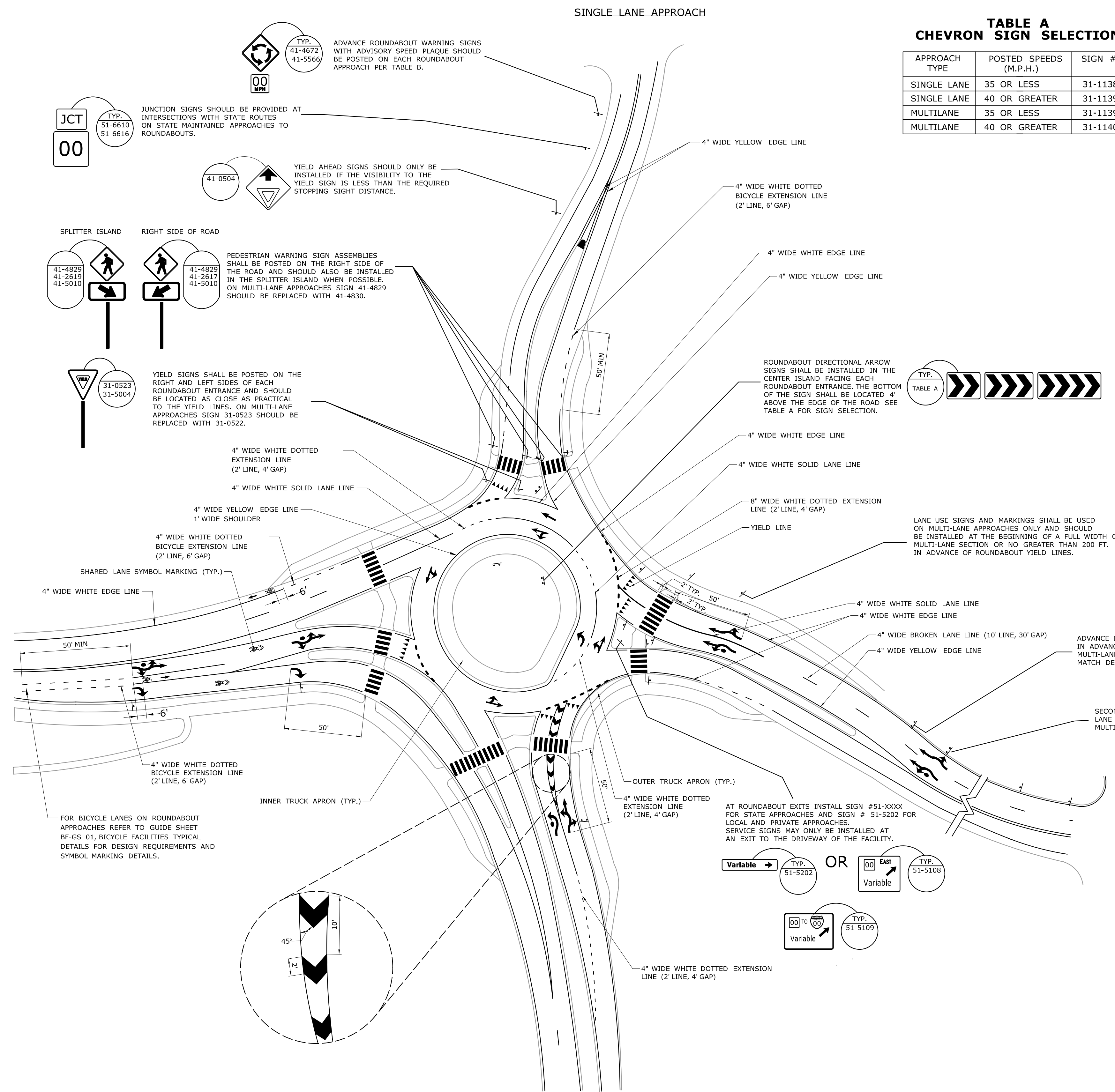



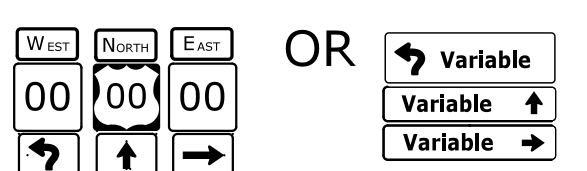


TABLE A
CHEVRON SIGN SELECTION

APPROACH TYPE	POSTED SPEEDS (M.P.H.)	SIGN #
SINGLE LANE	35 OR LESS	31-1138
SINGLE LANE	40 OR GREATER	31-1139
MULTILANE	35 OR LESS	31-1139
MULTILANE	40 OR GREATER	31-1140

TABLE B
PLACEMENT DISTANCE FOR
ADVANCE ROUNDABOUT
WARNING SIGNS


POSTED SPEED M.P.H.	MINIMUM DISTANCE FT.
20	225
25	325
30	460
35	565
40	670
45	775
50	885
55	990

PLACEMENT DISTANCE OF ADVANCE ROUNDABOUT WARNING SIGNS ON FREEWAY AND EXPRESSWAY RAMPS SHALL BE DECREASED AS NECESSARY TO LOCATE THE SIGNS OUTSIDE OF MAINLINE.



REV.	DATE	REVISION DESCRIPTION	SHEET NO.

DESIGNER/DRAFTER: MJC
CHECKED BY: -
Plotted Date: 2/28/2019



SIGNATURE/BLOCK: OFFICE OF ENGINEERING
APPROVED BY:

PROJECT TITLE: DESIGN GUIDE FOR SIGNING AND PAVEMENT MARKINGS FOR ROUNDABOUTS

TOWN: -
DRAWING TITLE: -
SHEET NO.:

PROJECT NO. -
DRAWING NO. -
SHEET NO. -