

CPR/CSS

Web-based Training

Instructions

CT Department of Mental Health and Addiction Services

Office of the Commissioner, Office of Workforce Development

Safety Education and Training Unit

CPR/CSS Web-based Training Instructions

Course Descriptions

The web-based training model used in the CPR/CSS courses include narrated information, animated character and visuals, instructional videos, knowledge check quizzes, and interactive Learning Activities (games). Narration on each page/slide is timed and in sync with navigation tools, meaning participants are unable to navigate forward until the end of page/slide narration. Each course includes a test as the primary assessment tool. Participants have unlimited attempts to achieve a passing score of 80% for successful course completion. For each course, you must complete the web-based training Part 1 before signing up for the Instructor-led Part 2.

Collaborative Safety Strategies – Inpatient Review Part 1 (Web-based Training, Course ID # 00072249)

This course provides a comprehensive review of CSS theory/didactic and a contextual framework for the prevention and management of dangerous/violent behavior applicable for the DMHAS Inpatient settings. This course is a pre-requisite for the instructor-led **Collaborative Safety Strategies – Inpatient Review Part 2**.

Collaborative Safety Strategies – Outpatient Review Part 1 (Web-based Training, Course ID # 00072250)

This course provides a comprehensive review of CSS theory/didactic and contextual framework for the prevention and management of dangerous/violent behavior applicable for the DMHAS Outpatient settings). In addition, staff will also review safe practices for working in the community. This course is a pre-requisite for the instructor-led **Collaborative Safety Strategies – Outpatient Review Part 2**.

Standard First Aid/AED – Challenge Part 1 (Web-based Training, Course ID # 00073900)

This course is consistent with ARC/ECC standards and provides a comprehensive review of science and knowledge needed to assess and provide emergency care in response to respiratory and cardiac emergencies for adult victims and first aid emergencies. This course is a pre-requisite for the instructor-led **Standard First Aid/AED – Challenge Part 2**.

DMHAS Facility Contact Person

CRMHC – Jellena Jones (860) 297-0933, Marilyn Rice (860) 293-6342

CMHC – Allison Ponce (203) 974-7075

CVH – Mark Loomis (860) 262-6071, Jorge Munoz (860) 262-5118

RVS – Denise Learmand (860) 262-5357

SMHA – Mary Beth Jordan (860) 859-4500

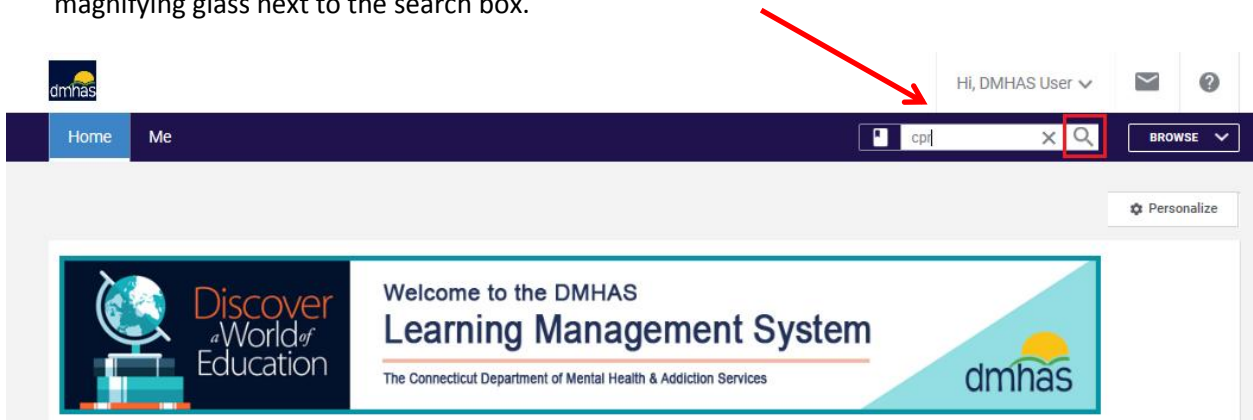
SWCMHS – Felice Guberman (203) 551-7543

WCMHN – Ellen Brotherton (203) 805-6414

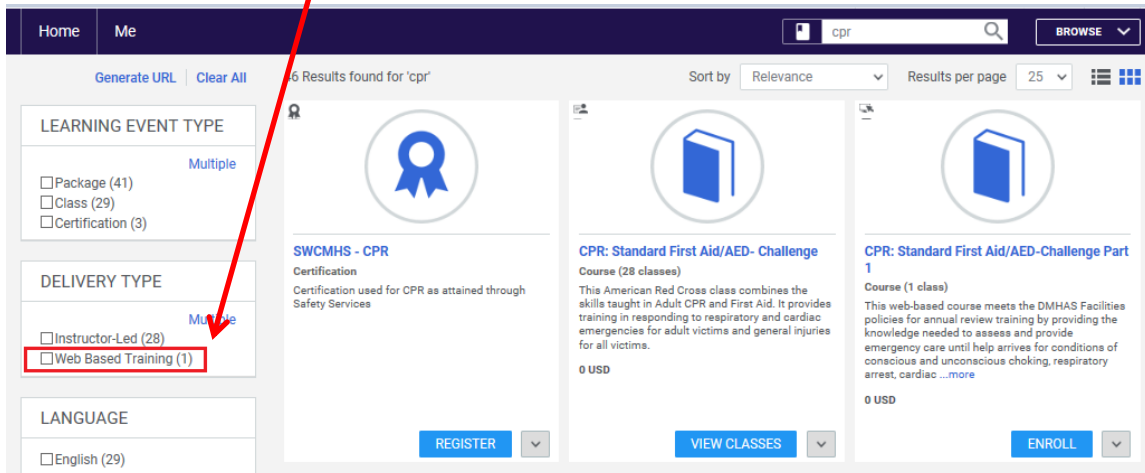
CPR/CSS Web-based Training Instructions

How to Access Training

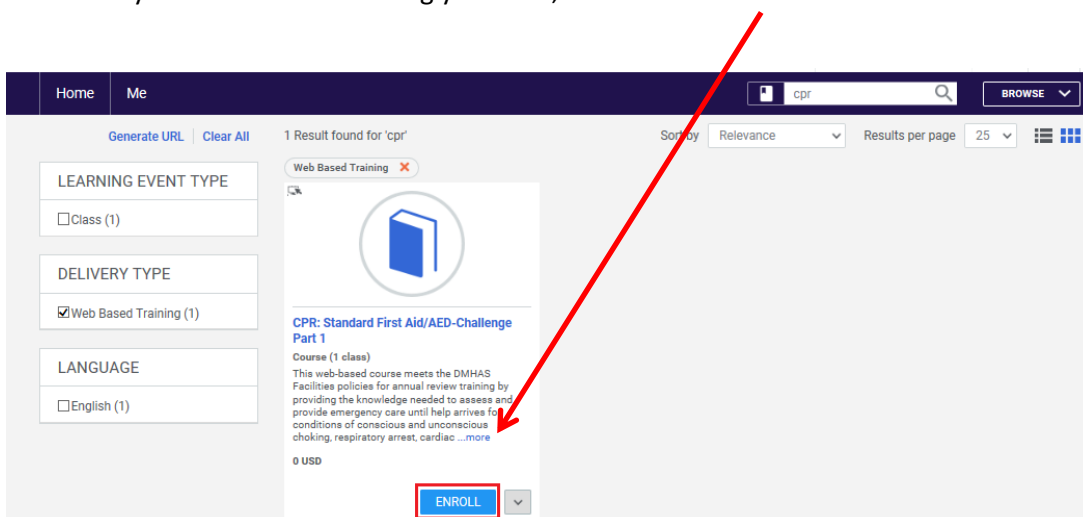
1. In the search box at the top right of your screen, enter either **CPR** or **CSS**, then click the magnifying glass next to the search box.



2. The LMS will present you with search results. At the left, under Delivery Type, click the **Web Based Training** box. This will narrow your search to only web based trainings, making Part 1 easier to find.



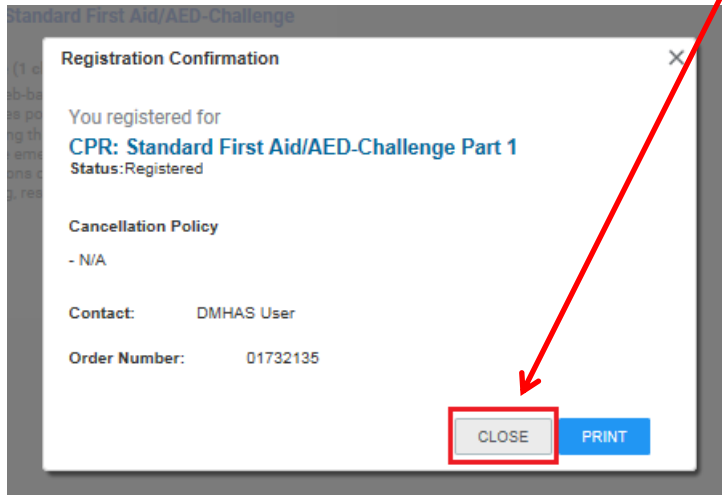
3. When you've found the training you want, click the **Enroll** button below it.



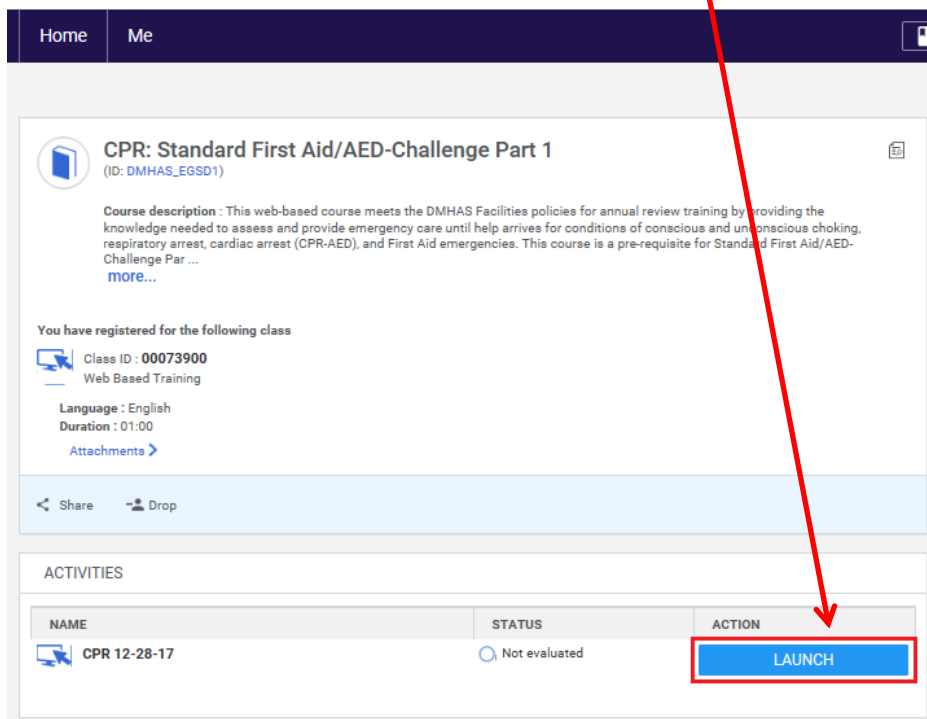
CPR/CSS Web-based Training Instructions

How to Access Training

4. A Registration Confirmation window will pop up. Click the **Close** button to dismiss it.



5. The LMS will redirect to the class page. Click the **Launch** button to begin the training. Remember to **Launch training in Full Screen display**.



CPR/CSS Web-based Training Instructions

Navigation Tools



Back Button – Takes you to the **Previous Page** of the program.

Forward Button – Takes you to **Next Page** of the training.

Home Button – Takes you to the **first page** of the training program. Avoid using this button unless you wish to start program from the beginning.

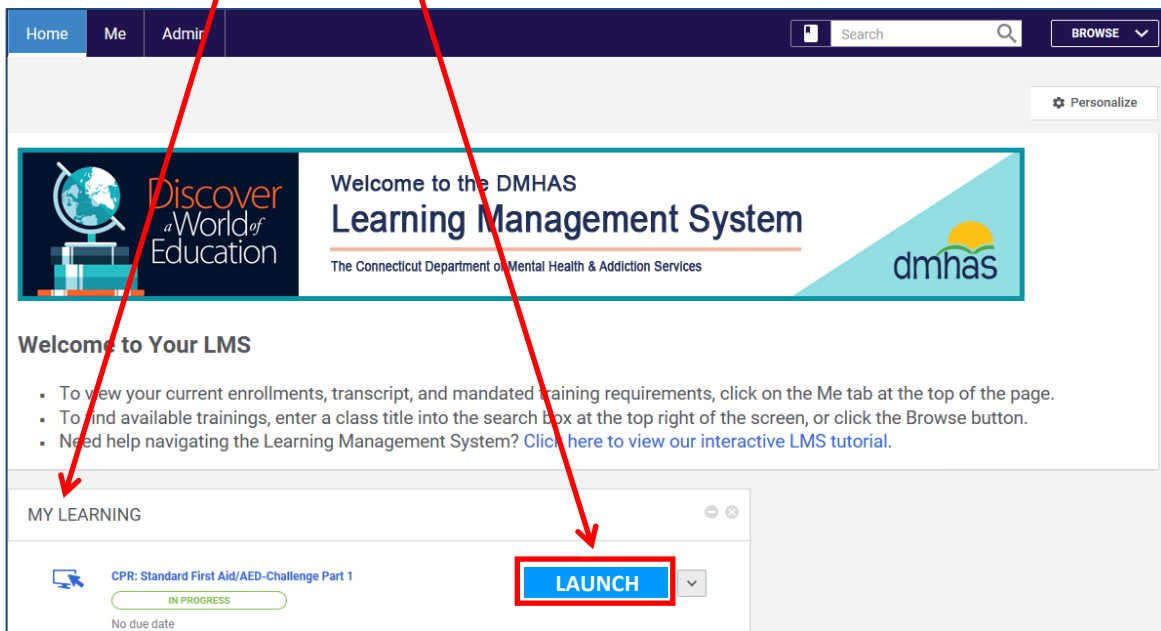
Exit Button – Allows you to exit and close the training program. Upon re-launching program, you will be given the option to start program from the beginning or where you last exited.

Remember, the pages on the CPR and CSS web-based training programs have timed narration in sync with the **Forward Button**. This means participants will be unable to navigate forward until the end of page/slide narration. The **Forward Button** on each page/slide is initially hidden and will appear a few seconds before narration is ends. Each course includes a test that is not timed.

CPR/CSS Web-based Training Instructions

Exiting Incomplete Training

If you need to exit training and complete at a later time, click on the **EXIT** button and log out of SABA. When ready to complete training, log into SABA, and your **Home** screen will show your incomplete training under **My Learning**, click **Launch** to restart program.



A text box will offer you a choice of starting program from where you left off or from the beginning. **If a page/slide is slow to open, this Exit and re-Launch procedure might quickly resolve the issue.**

