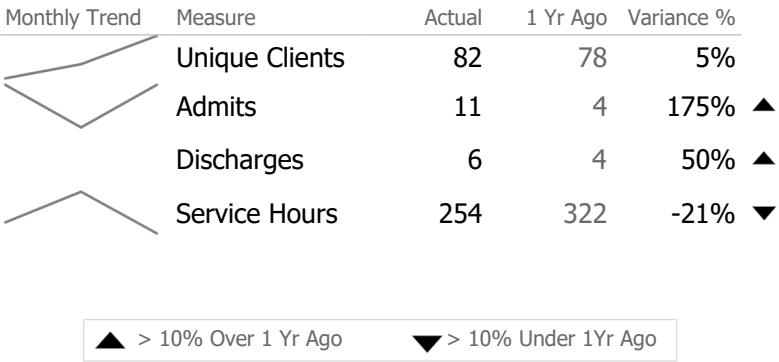
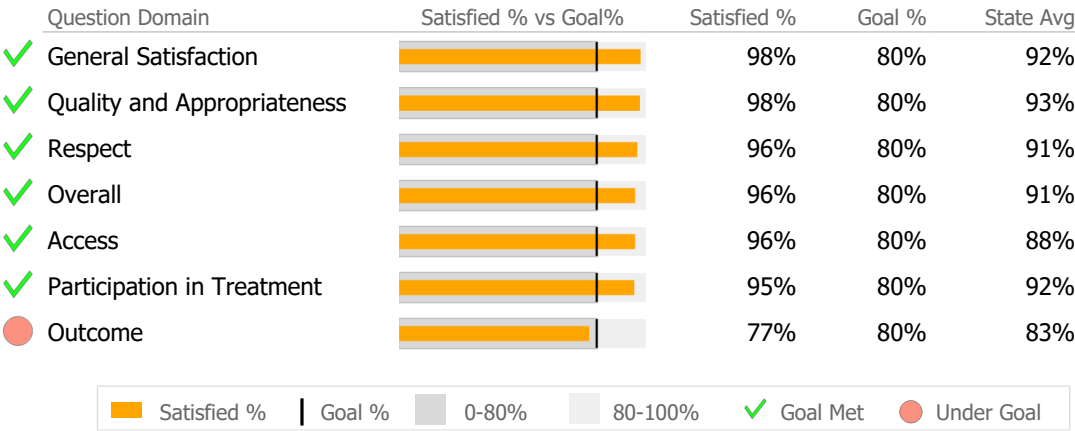


Reporting Period: July 2025 -September 2025 (Data as of Dec 15, 2025)

Provider Activity



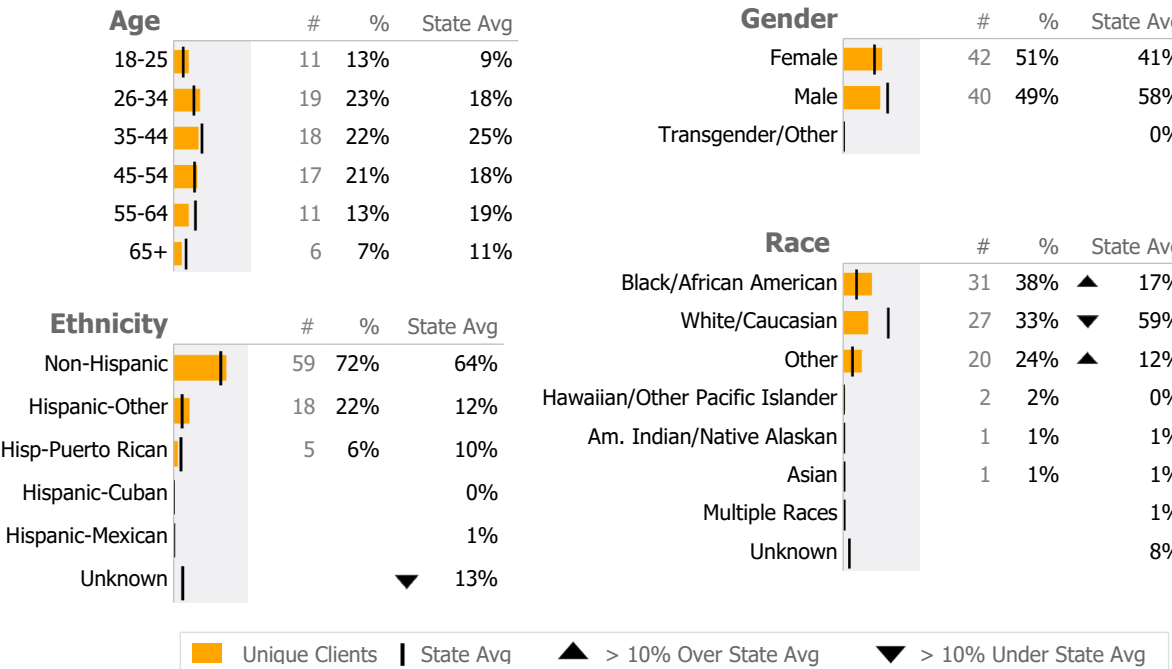
Consumer Satisfaction Survey (Based on 45 FY25 Surveys)



Clients by Level of Care



Client Demographics



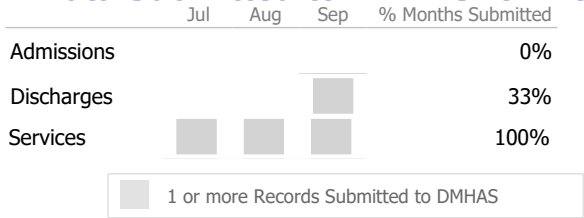
Program Activity

Measure	Actual	1 Yr Ago	Variance %
Unique Clients	15	15	0%
Admits	-	-	
Discharges	1	-	
Service Hours	96	99	-2%

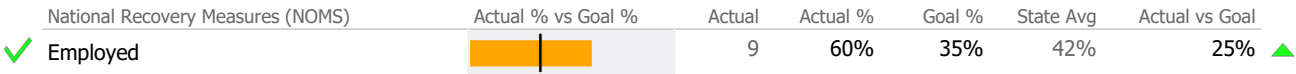
Data Submission Quality

Data Entry	Actual	State Avg
Valid NOMS Data	<div><div></div></div> 100%	91%
On-Time Periodic		
6 Month Updates	<div><div></div></div> 100%	96%

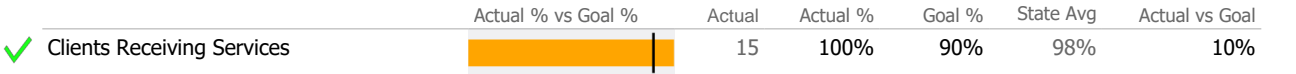
Data Submitted to DMHAS for Month



Recovery



Service Utilization



* State Avg based on 36 Active Employment Services Programs

Program Activity

Measure	Actual	1 Yr Ago	Variance %
Unique Clients	76	74	3%
Admits	11	4	175% ▲
Discharges	5	4	25% ▲
Service Hours	158	223	-29% ▼

Data Submission Quality

Data Entry	Actual	State Avg
Valid NOMS Data	<div><div></div></div> 100%	91%
On-Time Periodic		
6 Month Updates	<div><div></div></div> 100%	96%

Data Submitted to DMHAS for Month

	Jul	Aug	Sep	% Months Submitted
Admissions	<div></div>	<div></div>	<div></div>	100%
Discharges	<div></div>		<div></div>	67%
Services	<div></div>	<div></div>	<div></div>	100%

1 or more Records Submitted to DMHAS

Recovery

National Recovery Measures (NOMS)	Actual % vs Goal %	Actual	Actual %	Goal %	State Avg	Actual vs Goal
Employed	<div><div></div></div>	25	33%	35%	42%	-2%

Service Utilization

	Actual % vs Goal %	Actual	Actual %	Goal %	State Avg	Actual vs Goal
Clients Receiving Services	<div><div></div></div>	65	100%	90%	98%	10%

▲ > 10% Over ▼ < 10% Under

Actual | Goal Goal Met Below Goal

* State Avg based on 36 Active Employment Services Programs