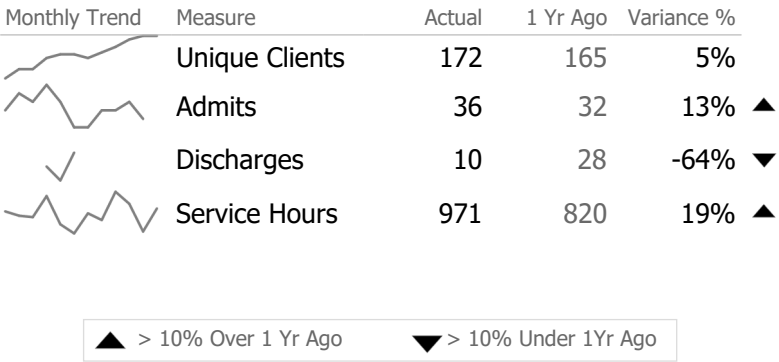
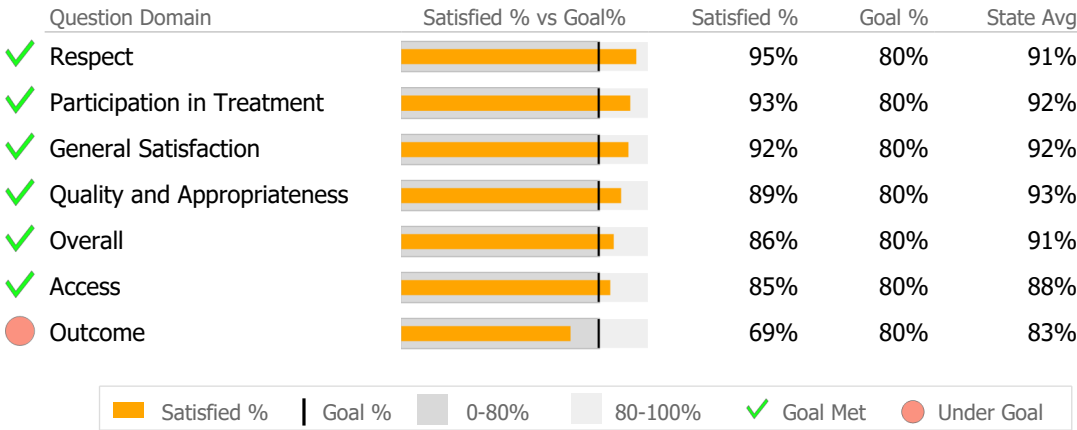


Reporting Period: July 2024 - June 2025 (Data as of Sep 09, 2025)

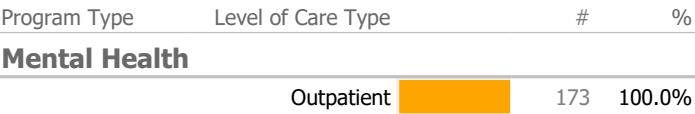
Provider Activity



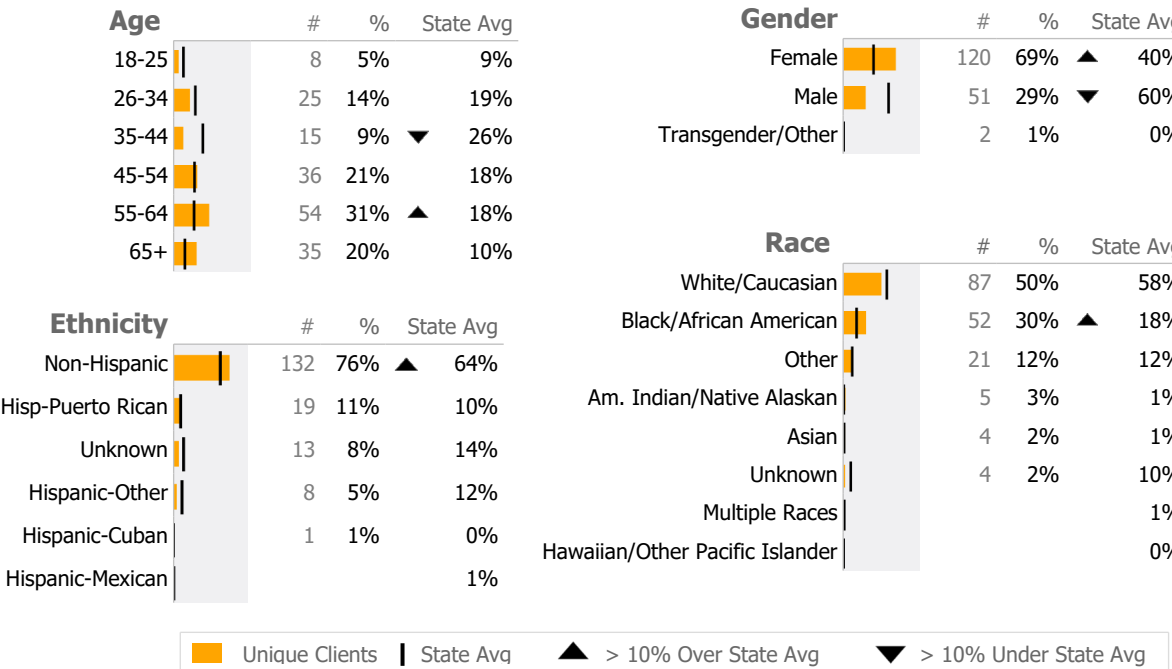
Consumer Satisfaction Survey (Based on 115 FY24 Surveys)



Clients by Level of Care



Client Demographics



Program Activity

Measure	Actual	1 Yr Ago	Variance %
Unique Clients	172	165	4%
Admits	36	32	13% ▲
Discharges	10	28	-64% ▼
Service Hours	971	820	19% ▲

Data Submission Quality

Data Entry	Actual	State Avg
Valid NOMS Data	99%	89%
On-Time Periodic		
6 Month Updates	85%	49%
Diagnosis		
Valid MH/SU Diagnosis	100%	98%

Discharge Outcomes

	Actual % vs Goal %	Actual	Actual %	Goal %	State Avg	Actual vs Goal
Treatment Completed Successfully	<div><div></div></div>	0	0%	50%	43%	-50% ▼

Recovery

National Recovery Measures (NOMS)	Actual % vs Goal %	Actual	Actual %	Goal %	State Avg	Actual vs Goal
Social Support	<div><div></div></div>	159	92%	60%	62%	32% ▲
Stable Living Situation	<div><div></div></div>	166	96%	95%	77%	1%
Employed	<div><div></div></div>	34	20%	30%	27%	-10%
Improved/Maintained Function Score	<div><div></div></div>	3	2%	75%	47%	-73% ▼

Service Utilization

	Actual % vs Goal %	Actual	Actual %	Goal %	State Avg	Actual vs Goal
Clients Receiving Services	<div><div></div></div>	152	93%	90%	88%	3%

Service Engagement

Outpatient	Actual % vs Goal %	Actual	Actual %	Goal %	State Avg	Actual vs Goal
2 or more Services within 30 days	<div><div></div></div>	24	67%	75%	79%	-8%

Data Submitted to DMHAS for Month

	Jul	Aug	Sep	Oct	Nov	Dec	Jan	Feb	Mar	Apr	May	Jun	% Months Submitted
Admissions	<div></div>	<div></div>	<div></div>	<div></div>	<div></div>	<div></div>	<div></div>	<div></div>	<div></div>	<div></div>	<div></div>	<div></div>	92%
Discharges	<div></div>	<div></div>	<div></div>	<div></div>	<div></div>	<div></div>	<div></div>	<div></div>	<div></div>	<div></div>	<div></div>	<div></div>	33%
Services	<div></div>	<div></div>	<div></div>	<div></div>	<div></div>	<div></div>	<div></div>	<div></div>	<div></div>	<div></div>	<div></div>	<div></div>	100%

1 or more Records Submitted to DMHAS

▲ > 10% Over

▼ < 10% Under

Actual

Goal

Goal Met

Below Goal

* State Avg based on 76 Active Standard Outpatient Programs

Program Activity

Measure	Actual	1 Yr Ago	Variance %
Unique Clients	0		
Admits	-	-	
Discharges	-	-	

Discharge Outcomes

	Actual % vs Goal %	Actual	Actual %	Goal %	State Avg	Actual vs Goal
No Re-admit within 30 Days of Discharge	<div></div>	N/A	N/A	85%	91%	N/A
	Actual % vs Goal %	Actual	Actual %	Goal %	State Avg	Actual vs Goal
Follow-up within 30 Days of Discharge	<div></div>	N/A	N/A	90%	57%	N/A

Bed Utilization

	12 Months Trend	Beds	Avg LOS	Turnover	Actual %	Goal %	State Avg	Actual vs Goal
<div>Avg Utilization Rate</div>		7	N/A	N/A	0%	90%	59%	-90%

Data Submitted to DMHAS for Month

	Jul	Aug	Sep	Oct	Nov	Dec	Jan	Feb	Mar	Apr	May	Jun	% Months Submitted
Admissions													0%
Discharges													0%

▲ > 10% Over

▼ < 10% Under

Actual

Goal

Goal Met

Below Goal

* State Avg based on 13 Active Respite Bed Programs

1 or more Records Submitted to DMHAS