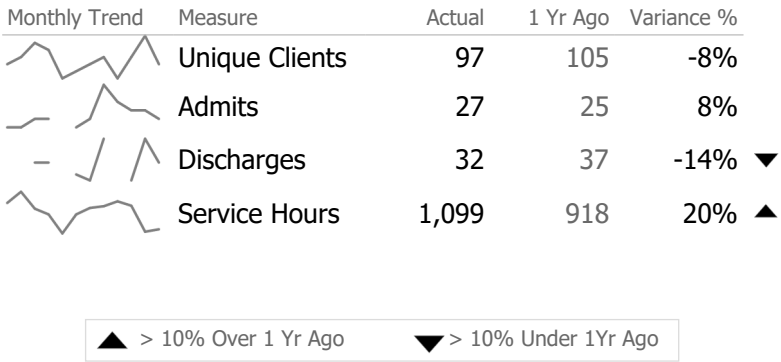
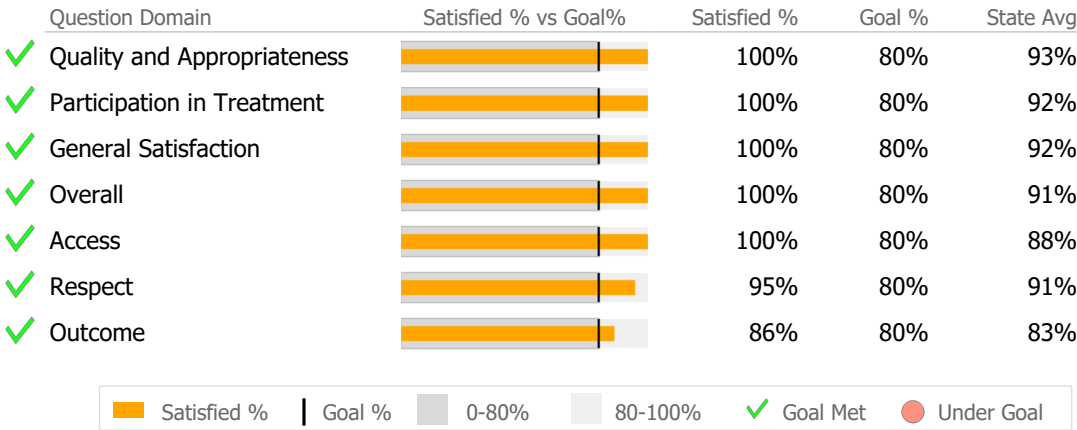


Reporting Period: July 2024 - June 2025 (Data as of Sep 09, 2025)

Provider Activity



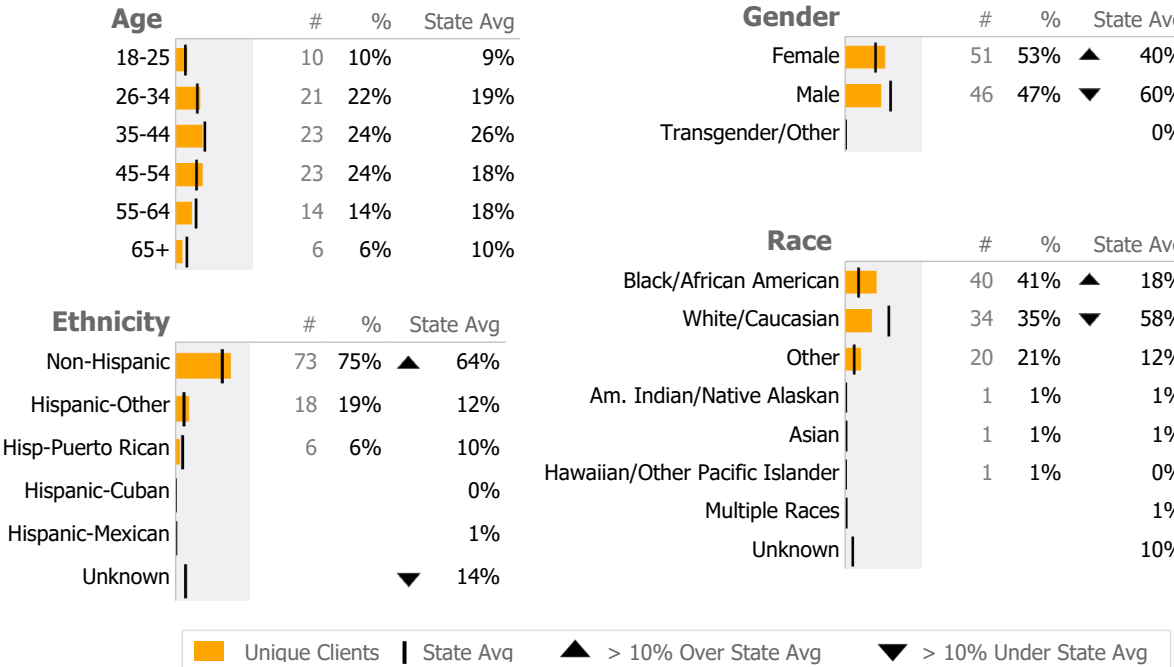
Consumer Satisfaction Survey (Based on 26 FY24 Surveys)



Clients by Level of Care



Client Demographics



Program Activity

Measure	Actual	1 Yr Ago	Variance %
Unique Clients	19	23	-17% ▼
Admits	4	4	0%
Discharges	4	8	-50% ▼
Service Hours	387	267	45% ▲

Recovery

National Recovery Measures (NOMS)		Actual % vs Goal %	Actual	Actual %	Goal %	State Avg	Actual vs Goal
✓	Employed	<div><div></div></div>	11	58%	35%	42%	23% ▲

Service Utilization

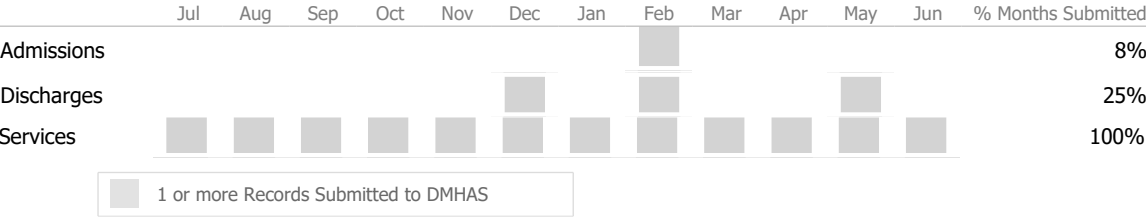
		Actual % vs Goal %	Actual	Actual %	Goal %	State Avg	Actual vs Goal
✓	Clients Receiving Services	<div><div></div></div>	15	100%	90%	99%	10%

Data Submission Quality

Data Entry		Actual	State Avg
✓	Valid NOMS Data	<div><div></div></div>	100% 92%

On-Time Periodic		Actual	State Avg
✓	6 Month Updates	<div><div></div></div>	100% 94%

Data Submitted to DMHAS for Month



▲ > 10% Over

▼ < 10% Under

Actual

Goal

Goal Met

Below Goal

* State Avg based on 36 Active Employment Services Programs

Program Activity

Measure	Actual	1 Yr Ago	Variance %
Unique Clients	93	98	-5%
Admits	23	21	10%
Discharges	28	29	-3%
Service Hours	712	651	9%

Recovery

National Recovery Measures (NOMS)		Actual % vs Goal %	Actual	Actual %	Goal %	State Avg	Actual vs Goal
✓	Employed	<div><div></div></div>	43	46%	35%	42%	11% ▲

Service Utilization

		Actual % vs Goal %	Actual	Actual %	Goal %	State Avg	Actual vs Goal
✓	Clients Receiving Services	<div><div></div></div>	65	100%	90%	99%	10%

Data Submission Quality

Data Entry		Actual	State Avg
✓	Valid NOMS Data	<div><div></div></div>	99% 92%

On-Time Periodic		Actual	State Avg
✓	6 Month Updates	<div><div></div></div>	100% 94%

Data Submitted to DMHAS for Month

	Jul	Aug	Sep	Oct	Nov	Dec	Jan	Feb	Mar	Apr	May	Jun	% Months Submitted
Admissions	<div></div>	<div></div>	<div></div>	<div></div>		<div></div>	<div></div>	<div></div>	<div></div>	<div></div>	<div></div>	<div></div>	92%
Discharges			<div></div>	<div></div>		<div></div>	<div></div>	<div></div>		<div></div>	<div></div>	<div></div>	67%
Services	<div></div>	<div></div>	<div></div>	<div></div>	<div></div>	<div></div>	<div></div>	<div></div>	<div></div>	<div></div>	<div></div>	<div></div>	100%

1 or more Records Submitted to DMHAS

▲ > 10% Over

▼ < 10% Under

Actual

Goal

Goal Met

Below Goal

* State Avg based on 36 Active Employment Services Programs