





Provider Activity

Monthly Trend	Measure	Actual	1 Yr Ago	Variance %
	Unique Clients	35	36	-3%
	Admits	12	9	33% ▲
	Discharges	9	13	-31% ▼
	Service Hours	825	804	3%

▲ > 10% Over 1 Yr Ago ▼ > 10% Under 1Yr Ago

Clients by Level of Care

Program Type	Level of Care Type	#	%
Mental Health	Case Management	35	100.0%

Client Demographics

Age	#	%	State Avg
18-25	1	3%	9%
26-34	3	9%	19%
35-44	7	20%	26%
45-54	4	11%	18%
55-64	15	43% ▲	18%
65+	5	14%	10%

Gender	#	%	State Avg
Male	20	57%	60%
Female	15	43%	40%
Transgender/Other			0%

Ethnicity	#	%	State Avg
Non-Hispanic	27	77% ▲	64%
Hisp-Puerto Rican	4	11%	10%
Hispanic-Other	2	6%	12%
Unknown	2	6%	14%
Hispanic-Cuban			0%
Hispanic-Mexican			1%

Race	#	%	State Avg
White/Caucasian	24	69% ▲	58%
Black/African American	6	17%	18%
Other	3	9%	12%
Multiple Races	2	6%	1%
Am. Indian/Native Alaskan			1%
Asian			1%
Hawaiian/Other Pacific Islander			0%
Unknown			10%

Unique Clients | State Avg ▲ > 10% Over State Avg ▼ > 10% Under State Avg

Survey Data Not Available

Program Activity

Measure	Actual	1 Yr Ago	Variance %
Unique Clients	35	36	-3%
Admits	12	9	33% ▲
Discharges	9	13	-31% ▼
Service Hours	825	804	3%

Data Submission Quality

Data Entry	Actual	State Avg
Valid NOMS Data	100%	93%
On-Time Periodic		
6 Month Updates	0%	62%

Discharge Outcomes

	Actual % vs Goal %	Actual	Actual %	Goal %	State Avg	Actual vs Goal
Treatment Completed Successfully	<div><div></div></div>	5	56%	50%	63%	6%

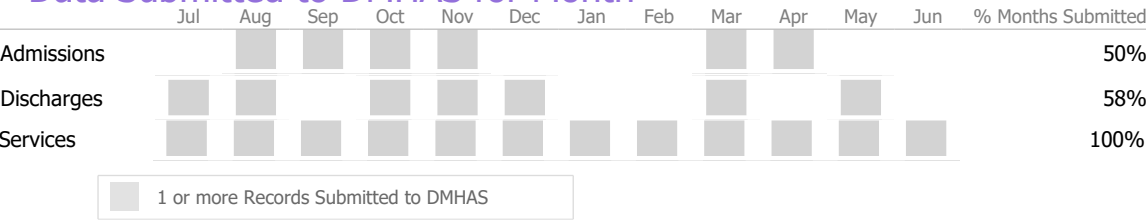
Recovery

National Recovery Measures (NOMS)	Actual % vs Goal %	Actual	Actual %	Goal %	State Avg	Actual vs Goal
Social Support	<div><div></div></div>	30	86%	60%	73%	26% ▲
Stable Living Situation	<div><div></div></div>	30	86%	80%	77%	6%
Employed	<div><div></div></div>	3	9%	20%	12%	-11% ▼

Service Utilization

	Actual % vs Goal %	Actual	Actual %	Goal %	State Avg	Actual vs Goal
Clients Receiving Services	<div><div></div></div>	26	100%	90%	81%	10%

Data Submitted to DMHAS for Month



▲ > 10% Over

▼ < 10% Under

Actual

Goal

Goal Met

Below Goal

* State Avg based on 22 Active Standard Case Management Programs