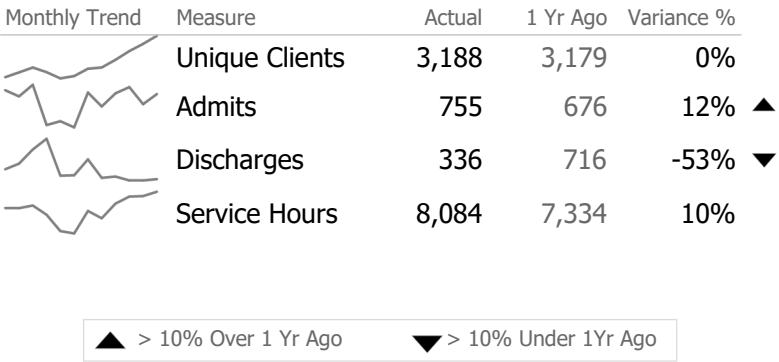
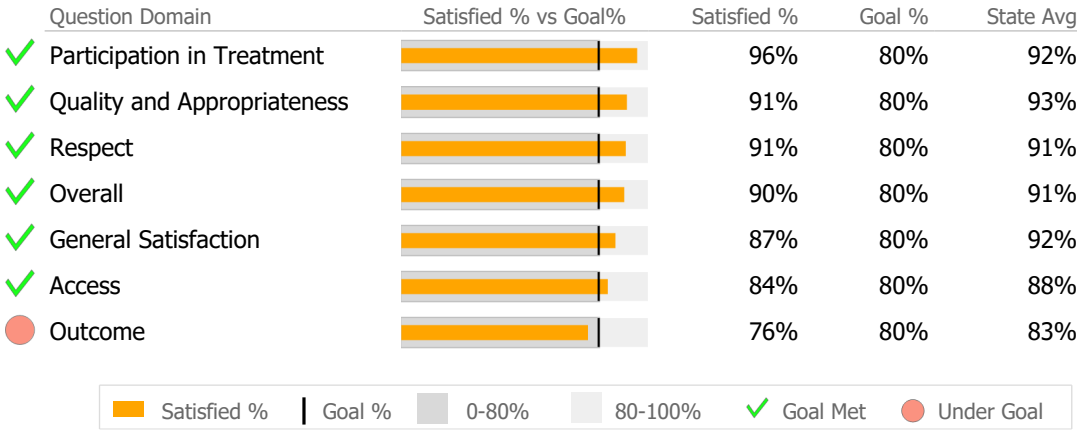


Reporting Period: July 2024 - June 2025 (Data as of Sep 09, 2025)

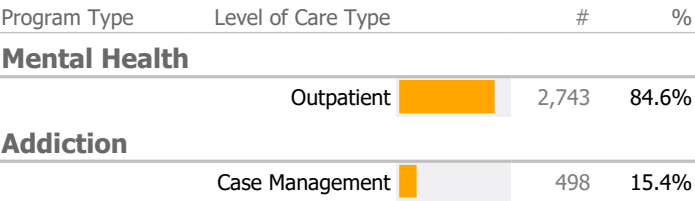
Provider Activity



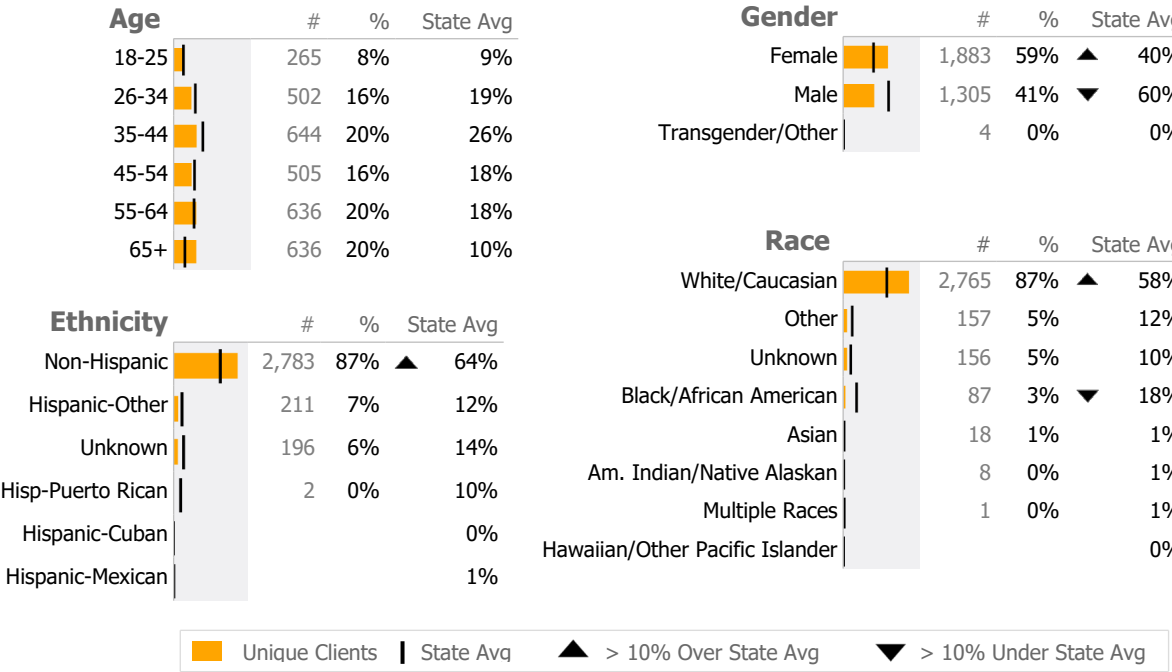
Consumer Satisfaction Survey (Based on 207 FY24 Surveys)



Clients by Level of Care



Client Demographics



Program Activity

Measure	Actual	1 Yr Ago	Variance %
Unique Clients	498	273	82% ▲
Admits	386	199	94% ▲
Discharges	276	123	124% ▲
Service Hours	872	296	194% ▲

Data Submission Quality

Data Entry	Actual	State Avg
Valid NOMS Data	97%	91%
On-Time Periodic		
6 Month Updates	4%	35%

Discharge Outcomes

	Actual % vs Goal %	Actual	Actual %	Goal %	State Avg	Actual vs Goal
Treatment Completed Successfully	<div><div></div></div>	269	97%	50%	61%	47% ▲

Recovery

National Recovery Measures (NOMS)	Actual % vs Goal %	Actual	Actual %	Goal %	State Avg	Actual vs Goal
Employed	<div><div></div></div>	154	29%	20%	29%	9%
Stable Living Situation	<div><div></div></div>	422	79%	80%	72%	-1%
Self Help	<div><div></div></div>	128	24%	60%	44%	-36% ▼

Service Utilization

	Actual % vs Goal %	Actual	Actual %	Goal %	State Avg	Actual vs Goal
Clients Receiving Services	<div><div></div></div>	238	91%	90%	93%	1%

Data Submitted to DMHAS for Month

	Jul	Aug	Sep	Oct	Nov	Dec	Jan	Feb	Mar	Apr	May	Jun	% Months Submitted
Admissions	<div></div>	<div></div>	<div></div>	<div></div>			<div></div>	<div></div>	<div></div>	<div></div>	<div></div>	<div></div>	83%
Discharges	<div></div>	<div></div>	<div></div>	<div></div>	<div></div>	<div></div>	<div></div>	<div></div>	<div></div>				75%
Services	<div></div>	<div></div>	<div></div>	<div></div>			<div></div>	<div></div>	<div></div>	<div></div>	<div></div>	<div></div>	83%

1 or more Records Submitted to DMHAS

▲ > 10% Over

▼ < 10% Under

Actual

Goal

Goal Met

Below Goal

* State Avg based on 8 Active Standard Case Management Programs

Program Activity

Measure	Actual	1 Yr Ago	Variance %
Unique Clients	2,739	2,912	-6%
Admits	369	440	-16% ▼
Discharges	60	550	-89% ▼
Service Hours	7,212	7,011	3%

Data Submission Quality

Data Entry	Actual	State Avg
Valid NOMS Data	87%	89%
On-Time Periodic	Actual	State Avg
6 Month Updates	26%	49%
Diagnosis	Actual	State Avg
Valid MH/SU Diagnosis	100%	98%

Discharge Outcomes

	Actual % vs Goal %	Actual	Actual %	Goal %	State Avg	Actual vs Goal
✓ Treatment Completed Successfully	<div><div></div></div>	30	50%	50%	43%	0%

Recovery

National Recovery Measures (NOMS)	Actual % vs Goal %	Actual	Actual %	Goal %	State Avg	Actual vs Goal
✓ Social Support	<div><div></div></div>	1,868	68%	60%	62%	8%
● Employed	<div><div></div></div>	783	29%	30%	27%	-1%
● Improved/Maintained Function Score	<div><div></div></div>	890	35%	75%	47%	-40% ▼
● Stable Living Situation	<div><div></div></div>	1,202	44%	95%	77%	-51% ▼

Service Utilization

	Actual % vs Goal %	Actual	Actual %	Goal %	State Avg	Actual vs Goal
● Clients Receiving Services	<div><div></div></div>	1,996	74%	90%	88%	-16% ▼

Service Engagement

Outpatient	Actual % vs Goal %	Actual	Actual %	Goal %	State Avg	Actual vs Goal
✓ 2 or more Services within 30 days	<div><div></div></div>	233	63%	75%	79%	-12% ▼

Data Submitted to DMHAS for Month

	Jul	Aug	Sep	Oct	Nov	Dec	Jan	Feb	Mar	Apr	May	Jun	% Months Submitted
Admissions	<div></div>	<div></div>	<div></div>	<div></div>	<div></div>	<div></div>	<div></div>	<div></div>	<div></div>	<div></div>	<div></div>	<div></div>	100%
Discharges	<div></div>	<div></div>	<div></div>	<div></div>	<div></div>	<div></div>	<div></div>	<div></div>	<div></div>	<div></div>	<div></div>	<div></div>	100%
Services	<div></div>	<div></div>	<div></div>	<div></div>	<div></div>	<div></div>	<div></div>	<div></div>	<div></div>	<div></div>	<div></div>	<div></div>	100%

1 or more Records Submitted to DMHAS

▲ > 10% Over

▼ < 10% Under

Actual

Goal

Goal Met

Below Goal

* State Avg based on 76 Active Standard Outpatient Programs