





Provider Activity

Monthly Trend	Measure	Actual	1 Yr Ago	Variance %
	Unique Clients	4,165	4,298	-3%
	Admits	5,123	5,490	-7%
	Discharges	5,141	5,416	-5%
	Service Hours	4,101	4,302	-5%

▲ > 10% Over 1 Yr Ago ▼ > 10% Under 1Yr Ago

Clients by Level of Care

Program Type	Level of Care Type	#	%
Addiction	Recovery Support	3,937	93.3%
	Forensic SA	282	6.7%

Client Demographics

Age				Gender			
	#	%	State Avg		#	%	State Avg
18-25	202	5%	9%	Male	2,940	70%	60%
26-34	770	18%	19%	Female	1,257	30%	40%
35-44	1,185	28%	26%	Transgender/Other	6	0%	0%
45-54	847	20%	18%				
55-64	870	21%	18%				
65+	313	7%	10%				
Ethnicity				Race			
	#	%	State Avg		#	%	State Avg
Non-Hispanic	3,159	75% ▲	64%	White/Caucasian	2,737	65%	58%
Hisp-Puerto Rican	442	11%	10%	Black/African American	620	15%	18%
Hispanic-Other	282	7%	12%	Other	558	13%	12%
Unknown	245	6%	14%	Multiple Races	98	2%	1%
Hispanic-Mexican	69	2%	1%	Hawaiian/Other Pacific Islander	90	2%	0%
Hispanic-Cuban	6	0%	0%	Unknown	83	2%	10%
				Am. Indian/Native Alaskan	12	0%	1%
				Asian	5	0%	1%

Unique Clients | State Avg ▲ > 10% Over State Avg ▼ > 10% Under State Avg

Survey Data Not Available

Program Activity

Measure	Actual	1 Yr Ago	Variance %
Unique Clients	3,902	4,083	-4%
Admits	5,052	5,350	-6%
Discharges	5,052	5,348	-6%
Service Hours	4,024	4,188	-4%

Data Submitted to DMHAS for Month

	Jul	Aug	Sep	Oct	Nov	Dec	Jan	Feb	Mar	Apr	May	Jun	% Months Submitted
Admissions	<div></div>	<div></div>	<div></div>	<div></div>	<div></div>	<div></div>	<div></div>	<div></div>	<div></div>	<div></div>	<div></div>	<div></div>	100%
Discharges	<div></div>	<div></div>	<div></div>	<div></div>	<div></div>	<div></div>	<div></div>	<div></div>	<div></div>	<div></div>	<div></div>	<div></div>	100%
Services	<div></div>	<div></div>	<div></div>	<div></div>	<div></div>	<div></div>	<div></div>	<div></div>	<div></div>	<div></div>	<div></div>	<div></div>	100%

1 or more Records Submitted to DMHAS

▲ > 10% Over

▼ < 10% Under

Actual

Goal

Goal Met

Below Goal

* State Avg based on 11 Active Peer Based Mentoring Programs

Program Activity

Measure	Actual	1 Yr Ago	Variance %
Unique Clients	280	278	1%
Admits	71	140	-49% ▼
Discharges	89	68	31% ▲
Service Hours	77	114	-32% ▼

Data Submitted to DMHAS for Month

