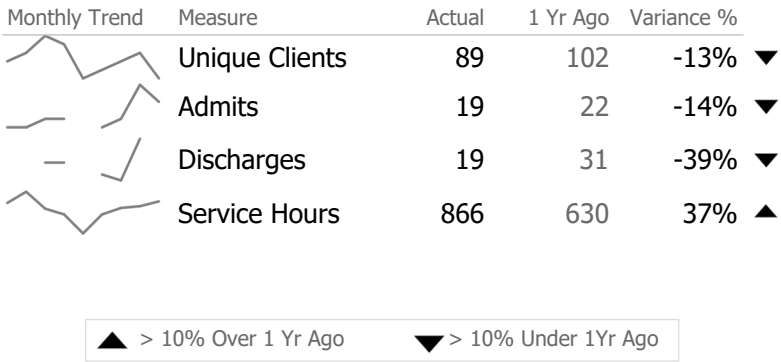
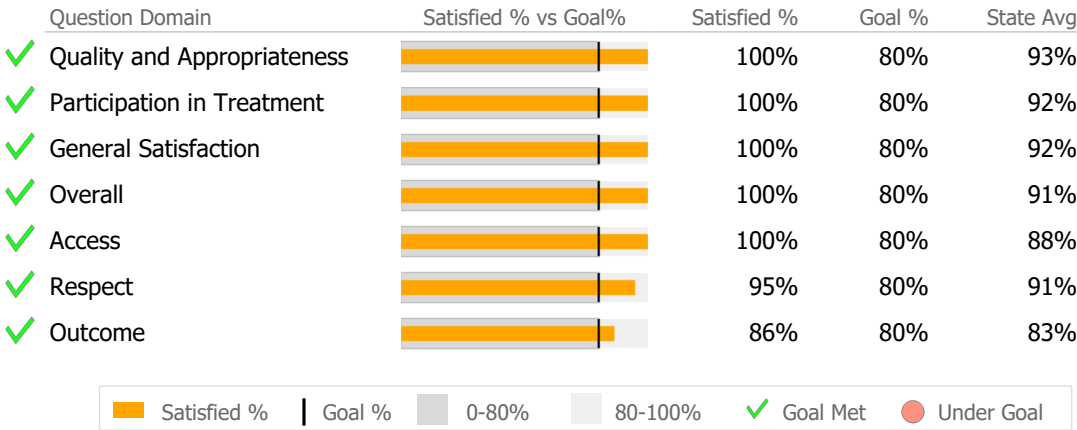


Reporting Period: July 2024 - March 2025 (Data as of Jun 20, 2025)

Provider Activity



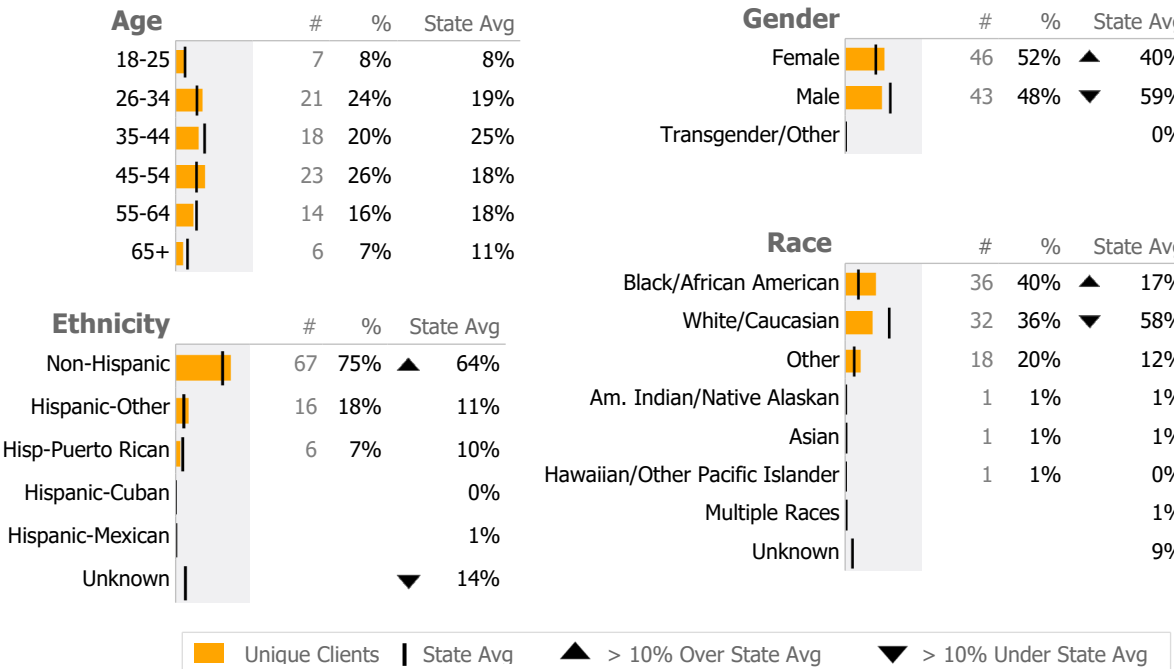
Consumer Satisfaction Survey (Based on 26 FY24 Surveys)



Clients by Level of Care



Client Demographics



Program Activity

Measure	Actual	1 Yr Ago	Variance %
Unique Clients	19	23	-17% ▼
Admits	4	4	0%
Discharges	3	6	-50% ▼
Service Hours	287	186	54% ▲

Recovery

National Recovery Measures (NOMS)		Actual % vs Goal %	Actual	Actual %	Goal %	State Avg	Actual vs Goal
✓	Employed	<div><div></div></div>	12	63%	35%	43%	28% ▲

Service Utilization

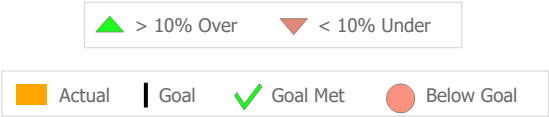
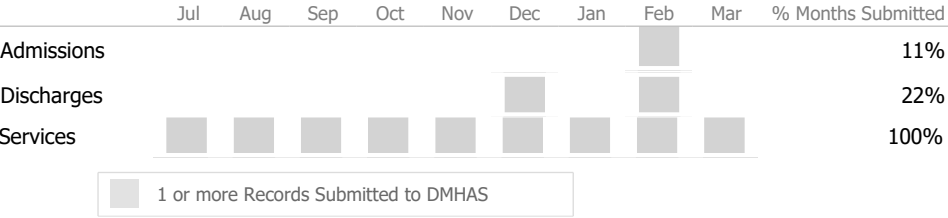
		Actual % vs Goal %	Actual	Actual %	Goal %	State Avg	Actual vs Goal
✓	Clients Receiving Services	<div><div></div></div>	16	100%	90%	98%	10%

Data Submission Quality

Data Entry		Actual	State Avg
✓	Valid NOMS Data	<div><div></div></div>	100% 92%

On-Time Periodic		Actual	State Avg
✓	6 Month Updates	<div><div></div></div>	100% 92%

Data Submitted to DMHAS for Month



* State Avg based on 36 Active Employment Services Programs

Program Activity

Measure	Actual	1 Yr Ago	Variance %
Unique Clients	85	95	-11% ▼
Admits	15	18	-17% ▼
Discharges	16	25	-36% ▼
Service Hours	579	444	30% ▲

Recovery

National Recovery Measures (NOMS)		Actual % vs Goal %	Actual	Actual %	Goal %	State Avg	Actual vs Goal
✓	Employed	<div><div></div></div>	41	48%	35%	43%	13% ▲

Service Utilization

		Actual % vs Goal %	Actual	Actual %	Goal %	State Avg	Actual vs Goal
✓	Clients Receiving Services	<div><div></div></div>	69	100%	90%	98%	10%

Data Submission Quality

Data Entry	Actual	State Avg
✓ Valid NOMS Data	<div><div></div></div>	99% 92%

On-Time Periodic	Actual	State Avg
✓ 6 Month Updates	<div><div></div></div>	100% 92%

Data Submitted to DMHAS for Month

	Jul	Aug	Sep	Oct	Nov	Dec	Jan	Feb	Mar	% Months Submitted
Admissions	<div></div>	<div></div>	<div></div>	<div></div>		<div></div>	<div></div>	<div></div>	<div></div>	89%
Discharges			<div></div>	<div></div>		<div></div>	<div></div>	<div></div>		56%
Services	<div></div>	<div></div>	<div></div>	<div></div>	<div></div>	<div></div>	<div></div>	<div></div>	<div></div>	100%

1 or more Records Submitted to DMHAS

▲ > 10% Over

▼ < 10% Under

Actual

Goal

✓ Goal Met

● Below Goal

* State Avg based on 36 Active Employment Services Programs