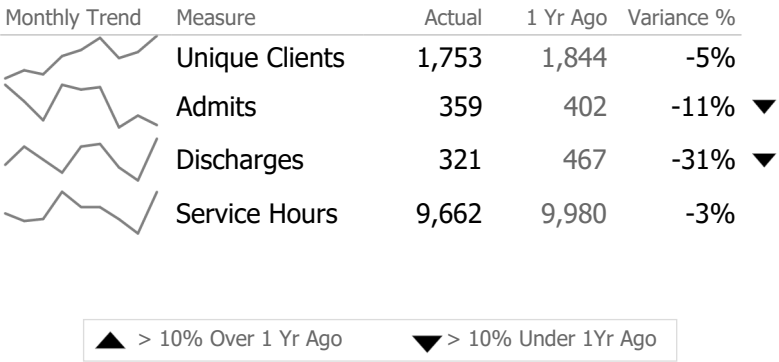
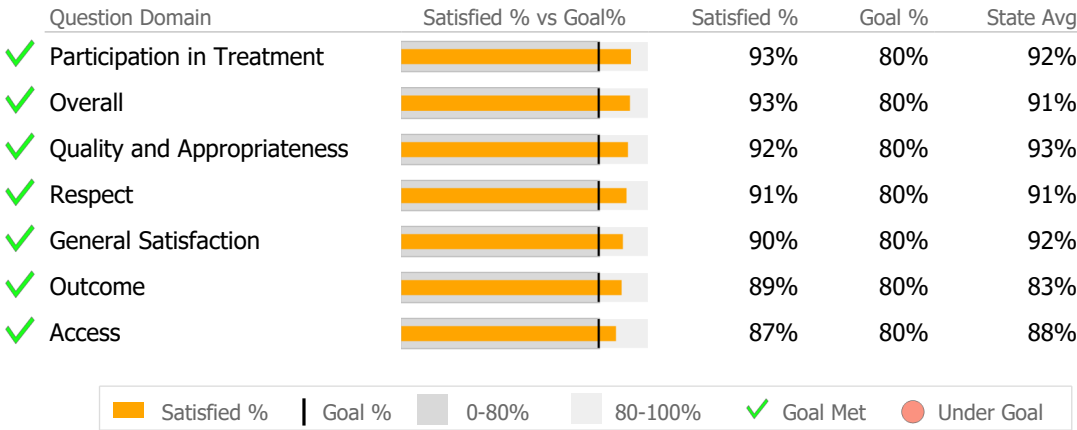


Reporting Period: July 2024 - March 2025 (Data as of Jun 20, 2025)


Provider Activity



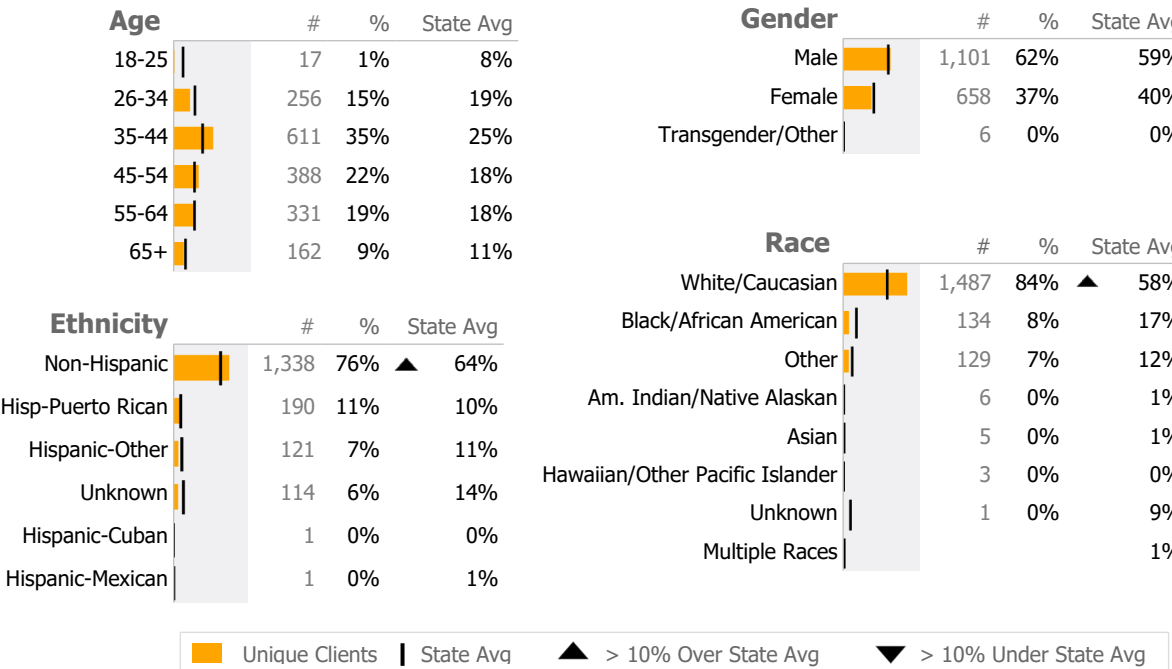
Consumer Satisfaction Survey (Based on 680 FY24 Surveys)



Clients by Level of Care



Client Demographics



Program Activity

Measure	Actual	1 Yr Ago	Variance %
Unique Clients	638	695	-8%
Admits	125	145	-14% ▼
Discharges	111	189	-41% ▼
Service Hours	4,401	3,936	12% ▲

Data Submission Quality

Data Entry	Actual	State Avg
Valid NOMS Data	<div><div></div></div> 100%	98%
Valid TEDS Data	<div><div></div></div> 100%	97%
On-Time Periodic	Actual	State Avg
6 Month Updates	<div><div></div></div> 71%	65%
Diagnosis	Actual	State Avg
Valid MH/SU Diagnosis	<div><div></div></div> 100%	98%

Discharge Outcomes

	Actual % vs Goal %	Actual	Actual %	Goal %	State Avg	Actual vs Goal
Treatment Completed Successfully	<div><div></div></div>	72	65%	50%	56%	15% ▲

Recovery

National Recovery Measures (NOMS)	Actual % vs Goal %	Actual	Actual %	Goal %	State Avg	Actual vs Goal
Abstinence/Reduced Drug Use	<div><div></div></div>	353	53%	50%	67%	3%
Not Arrested	<div><div></div></div>	529	79%	75%	91%	4%
Employed	<div><div></div></div>	253	38%	40%	38%	-2%
Improved/Maintained Function Score	<div><div></div></div>	423	69%	75%	47%	-6%
Stable Living Situation	<div><div></div></div>	513	77%	90%	85%	-13% ▼
Self Help	<div><div></div></div>	226	34%	60%	40%	-26% ▼

Service Utilization

	Actual % vs Goal %	Actual	Actual %	Goal %	State Avg	Actual vs Goal
Clients Receiving Services	<div><div></div></div>	426	76%	90%	31%	-14% ▼

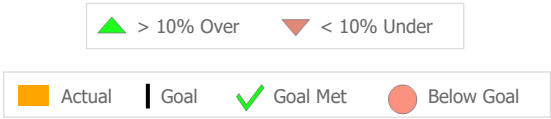
Service Engagement

Medication Assisted Treatment	Actual % vs Goal %	Actual	Actual %	Goal %	State Avg	Actual vs Goal
Length of Stay over 1 Year	<div><div></div></div>	508	79%	50%	69%	29% ▲

Data Submitted to DMHAS for Month

	Jul	Aug	Sep	Oct	Nov	Dec	Jan	Feb	Mar	% Months Submitted
Admissions	<div></div>	<div></div>	<div></div>	<div></div>	<div></div>	<div></div>	<div></div>	<div></div>	<div></div>	100%
Discharges	<div></div>	<div></div>	<div></div>	<div></div>	<div></div>	<div></div>	<div></div>	<div></div>	<div></div>	100%
Services	<div></div>	<div></div>	<div></div>	<div></div>	<div></div>	<div></div>	<div></div>	<div></div>	<div></div>	100%

1 or more Records Submitted to DMHAS



* State Avg based on 39 Active Methadone Maintenance Programs

Program Activity

Measure	Actual	1 Yr Ago	Variance %
Unique Clients	198	196	1%
Admits	36	32	13% ▲
Discharges	30	38	-21% ▼
Service Hours	2,321	2,112	10%

Data Submission Quality

Data Entry	Actual	State Avg
Valid NOMS Data	100%	98%
Valid TEDS Data	100%	97%
On-Time Periodic		
6 Month Updates	96%	65%
Diagnosis		
Valid MH/SU Diagnosis	99%	98%

Discharge Outcomes

	Actual % vs Goal %	Actual	Actual %	Goal %	State Avg	Actual vs Goal
Treatment Completed Successfully	<div><div></div></div>	17	57%	50%	56%	7%

Recovery

National Recovery Measures (NOMS)	Actual % vs Goal %	Actual	Actual %	Goal %	State Avg	Actual vs Goal
Not Arrested	<div><div></div></div>	196	97%	75%	91%	22% ▲
Abstinence/Reduced Drug Use	<div><div></div></div>	139	69%	50%	67%	19% ▲
Employed	<div><div></div></div>	116	57%	40%	38%	17% ▲
Improved/Maintained Function Score	<div><div></div></div>	169	91%	75%	47%	16% ▲
Stable Living Situation	<div><div></div></div>	194	96%	90%	85%	6%
Self Help	<div><div></div></div>	118	58%	60%	40%	-2%

Service Utilization

	Actual % vs Goal %	Actual	Actual %	Goal %	State Avg	Actual vs Goal
Clients Receiving Services	<div><div></div></div>	167	97%	90%	31%	7%

Service Engagement

Medication Assisted Treatment	Actual % vs Goal %	Actual	Actual %	Goal %	State Avg	Actual vs Goal
Length of Stay over 1 Year	<div><div></div></div>	156	79%	50%	69%	29% ▲

Data Submitted to DMHAS for Month

	Jul	Aug	Sep	Oct	Nov	Dec	Jan	Feb	Mar	% Months Submitted
Admissions	<div></div>	<div></div>	<div></div>	<div></div>	<div></div>	<div></div>	<div></div>	<div></div>	<div></div>	100%
Discharges	<div></div>	<div></div>	<div></div>	<div></div>	<div></div>	<div></div>	<div></div>	<div></div>	<div></div>	100%
Services	<div></div>	<div></div>	<div></div>	<div></div>	<div></div>	<div></div>	<div></div>	<div></div>	<div></div>	100%

1 or more Records Submitted to DMHAS

▲ > 10% Over ▼ < 10% Under

Actual

Goal

Goal Met

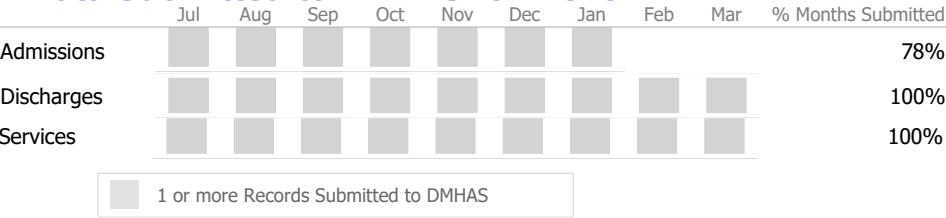
Below Goal

* State Avg based on 39 Active Methadone Maintenance Programs

Program Activity

Measure	Actual	1 Yr Ago	Variance %
Unique Clients	203	149	36% ▲
Admits	63	66	-5%
Discharges	39	32	22% ▲
Service Hours	64	130	-51% ▼

Data Submitted to DMHAS for Month



* State Avg based on 9 Active Peer Based Mentoring Programs

Program Activity

Measure	Actual	1 Yr Ago	Variance %
Unique Clients	827	890	-7%
Admits	135	159	-15% ▼
Discharges	141	208	-32% ▼
Service Hours	2,876	3,802	-24% ▼

Data Submission Quality

Data Entry	Actual	State Avg
Valid NOMS Data	99%	98%
Valid TEDS Data	100%	97%
On-Time Periodic		
6 Month Updates	60%	65%
Diagnosis		
Valid MH/SU Diagnosis	99%	98%

Discharge Outcomes

	Actual % vs Goal %	Actual	Actual %	Goal %	State Avg	Actual vs Goal
Treatment Completed Successfully	<div><div></div></div>	53	38%	50%	56%	-12% ▼

Recovery

National Recovery Measures (NOMS)	Actual % vs Goal %	Actual	Actual %	Goal %	State Avg	Actual vs Goal
Not Arrested	<div><div></div></div>	622	73%	75%	91%	-2%
Abstinence/Reduced Drug Use	<div><div></div></div>	362	42%	50%	67%	-8%
Employed	<div><div></div></div>	239	28%	40%	38%	-12% ▼
Improved/Maintained Function Score	<div><div></div></div>	482	62%	75%	47%	-13% ▼
Stable Living Situation	<div><div></div></div>	599	70%	90%	85%	-20% ▼
Self Help	<div><div></div></div>	174	20%	60%	40%	-40% ▼

Service Utilization

	Actual % vs Goal %	Actual	Actual %	Goal %	State Avg	Actual vs Goal
Clients Receiving Services	<div><div></div></div>	481	67%	90%	31%	-23% ▼

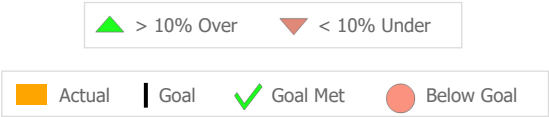
Service Engagement

Medication Assisted Treatment	Actual % vs Goal %	Actual	Actual %	Goal %	State Avg	Actual vs Goal
Length of Stay over 1 Year	<div><div></div></div>	661	80%	50%	69%	30% ▲

Data Submitted to DMHAS for Month

	Jul	Aug	Sep	Oct	Nov	Dec	Jan	Feb	Mar	% Months Submitted
Admissions										100%
Discharges										100%
Services										100%

1 or more Records Submitted to DMHAS



* State Avg based on 39 Active Methadone Maintenance Programs