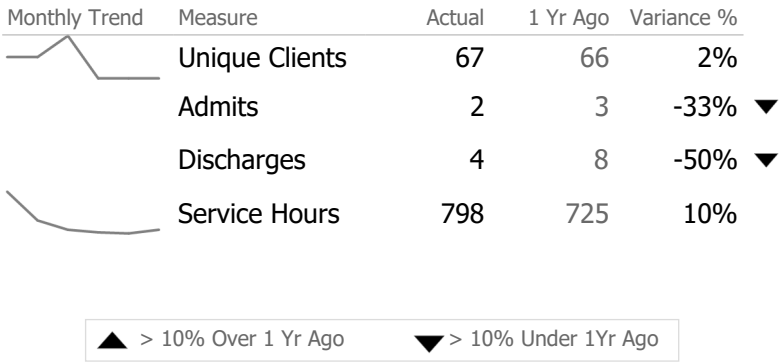
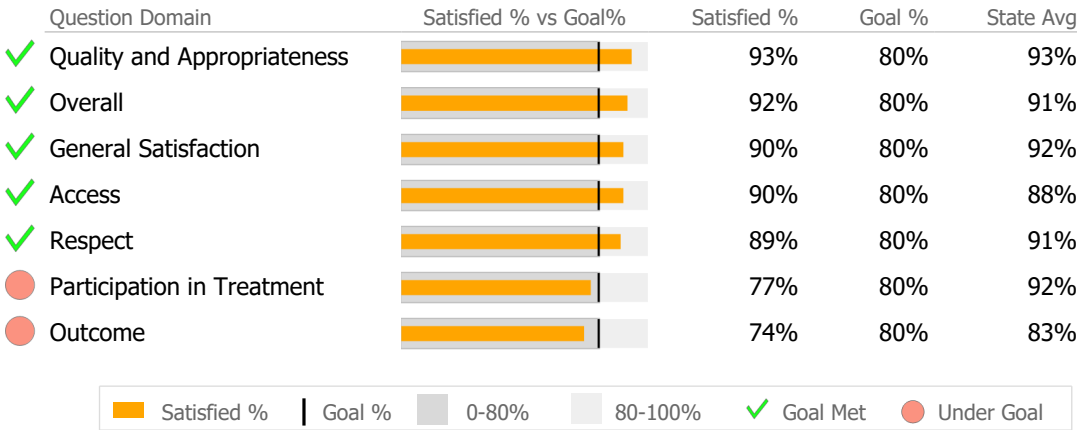


Reporting Period: July 2024 - December 2024 (Data as of Mar 18, 2025)

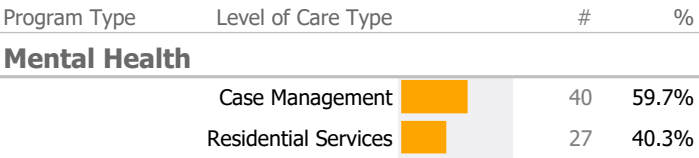
Provider Activity



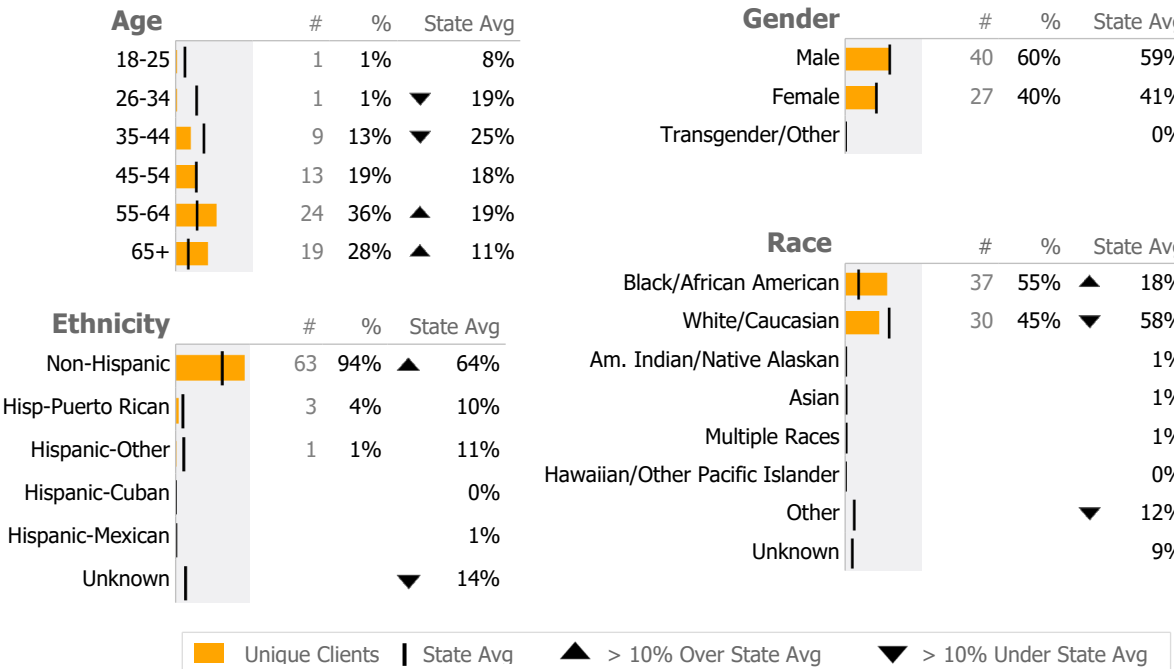
Consumer Satisfaction Survey (Based on 60 FY24 Surveys)



Clients by Level of Care



Client Demographics



Program Activity

Measure	Actual	1 Yr Ago	Variance %
Unique Clients	27	29	-7%
Admits	-	2	-100% ▼
Discharges	2	6	-67% ▼
Service Hours	377	375	1%

Data Submission Quality

Data Entry	Actual	State Avg
Valid NOMS Data	<div><div></div></div> 100%	99%
On-Time Periodic	Actual	State Avg
6 Month Updates	<div><div></div></div> 96%	94%

Discharge Outcomes

	Actual % vs Goal %	Actual	Actual %	Goal %	State Avg	Actual vs Goal
✓ Treatment Completed Successfully	<div><div></div></div>	1	50%	50%	59%	0%

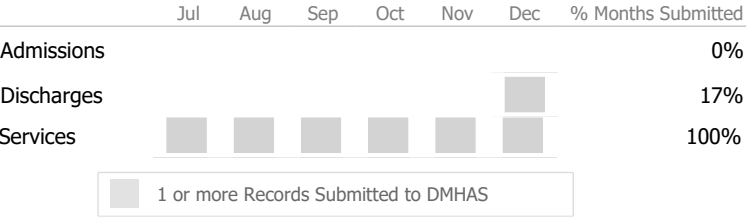
Recovery

National Recovery Measures (NOMS)	Actual % vs Goal %	Actual	Actual %	Goal %	State Avg	Actual vs Goal
✓ Social Support	<div><div></div></div>	24	89%	60%	86%	29% ▲
✓ Stable Living Situation	<div><div></div></div>	26	96%	85%	96%	11% ▲
● Employed	<div><div></div></div>	1	4%	25%	16%	-21% ▼

Service Utilization

	Actual % vs Goal %	Actual	Actual %	Goal %	State Avg	Actual vs Goal
✓ Clients Receiving Services	<div><div></div></div>	27	100%	90%	97%	10%

Data Submitted to DMHAS for Month



▲ > 10% Over

▼ < 10% Under

Actual

Goal

✓ Goal Met

● Below Goal

* State Avg based on 23 Active Residential Support Programs

Program Activity

Measure	Actual	1 Yr Ago	Variance %
Unique Clients	40	38	5%
Admits	2	1	100% ▲
Discharges	2	2	0%
Service Hours	421	350	20% ▲

Recovery

National Recovery Measures (NOMS)		Actual % vs Goal %	Actual	Actual %	Goal %	State Avg	Actual vs Goal
✓	Stable Living Situation	<div><div></div></div>	37	92%	85%	83%	7%

Service Utilization

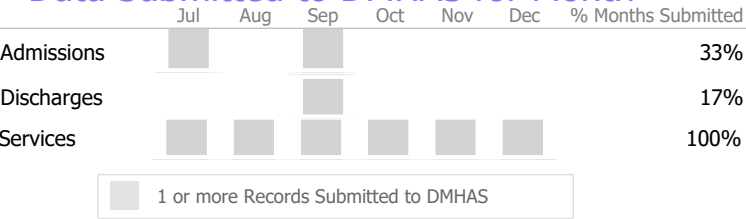
		Actual % vs Goal %	Actual	Actual %	Goal %	State Avg	Actual vs Goal
✓	Clients Receiving Services	<div><div></div></div>	39	100%	90%	88%	10%

Data Submission Quality

Data Entry		Actual	State Avg
✓	Valid NOMS Data	<div><div></div></div>	100% 97%

On-Time Periodic		Actual	State Avg
✓	6 Month Updates	<div><div></div></div>	94% 80%

Data Submitted to DMHAS for Month



* State Avg based on 118 Active Supportive Housing – Scattered Site Programs