

Reporting Period: July 2024 - December 2024 (Data as of Mar 18, 2025)

Provider Activity

Monthly Trend	Measure	Actual	1 Yr Ago	Variance %
	Unique Clients	400	391	2%
	Admits	80	122	-34% ▼
	Discharges	51	103	-50% ▼
	Service Hours	183	436	-58% ▼

▲ > 10% Over 1 Yr Ago ▼ > 10% Under 1Yr Ago

Clients by Level of Care

Program Type	Level of Care Type	#	%
Mental Health	Consultation	388	97.0%
	Other	12	3.0%
Addiction			

Client Demographics

Age	#	%	State Avg
18-25	30	8%	8%
26-34	58	15%	19%
35-44	90	23%	25%
45-54	72	18%	18%
55-64	109	27%	19%
65+	41	10%	11%
Gender			
Male	277	69%	59%
Female	121	30% ▼	41%
Transgender/Other	2	1%	0%
Race			
White/Caucasian	204	66%	58%
Black/African American	54	17%	18%
Other	29	9%	12%
Unknown	21	7%	9%
Am. Indian/Native Alaskan	1	0%	1%
Asian	1	0%	1%
Multiple Races	1	0%	1%
Hawaiian/Other Pacific Islander			0%
Ethnicity			
Non-Hispanic	226	57%	64%
Unknown	116	29% ▲	14%
Hisp-Puerto Rican	30	8%	10%
Hispanic-Other	28	7%	11%
Hispanic-Cuban			0%
Hispanic-Mexican			1%

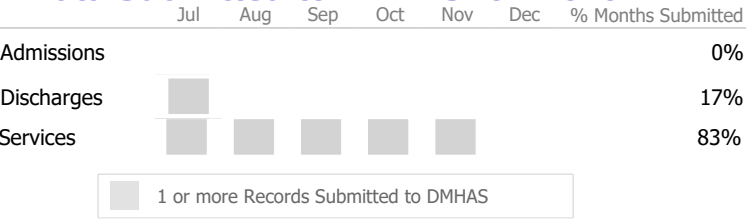
Unique Clients | State Avg ▲ > 10% Over State Avg ▼ > 10% Under State Avg

Survey Data Not Available

Program Activity

Measure	Actual	1 Yr Ago	Variance %	
Unique Clients	79	70	13%	▲
Admits	-	12	-100%	▼
Discharges	1	-		
Service Hours	7	28	-77%	▼

Data Submitted to DMHAS for Month



* State Avg based on 10 Active Consultation Programs

Program Activity

Measure	Actual	1 Yr Ago	Variance %
Unique Clients	59	61	-3%
Admits	14	16	-13% ▼
Discharges	13	16	-19% ▼
Service Hours	44	70	-37% ▼

Data Submitted to DMHAS for Month

	Jul	Aug	Sep	Oct	Nov	Dec	% Months Submitted
Admissions	<div></div>	<div></div>	<div></div>	<div></div>	<div></div>	<div></div>	100%
Discharges	<div></div>	<div></div>	<div></div>	<div></div>	<div></div>	<div></div>	100%
Services	<div></div>	<div></div>	<div></div>	<div></div>	<div></div>	<div></div>	100%

1 or more Records Submitted to DMHAS

▲ > 10% Over

▼ < 10% Under

Actual

Goal

✓ Goal Met

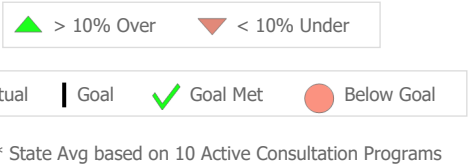
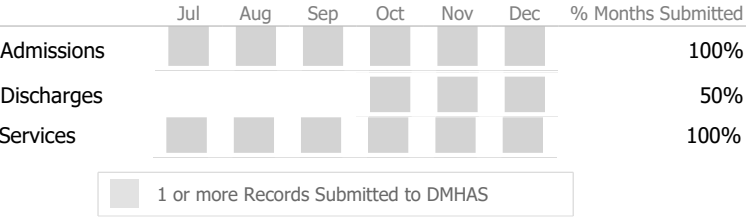
● Below Goal

* State Avg based on 10 Active Consultation Programs

Program Activity

Measure	Actual	1 Yr Ago	Variance %
Unique Clients	38	33	15% ▲
Admits	13	13	0%
Discharges	6	9	-33% ▼
Service Hours	35	42	-16% ▼

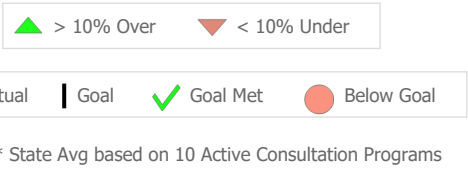
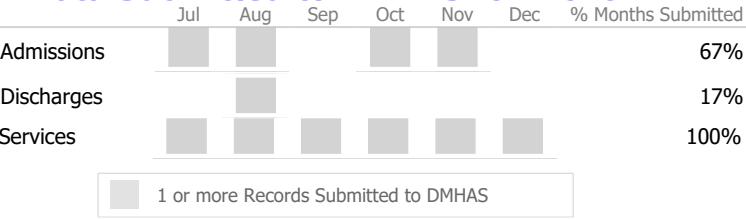
Data Submitted to DMHAS for Month



Program Activity

Measure	Actual	1 Yr Ago	Variance %	
Unique Clients	73	85	-14%	▼
Admits	11	17	-35%	▼
Discharges	18	44	-59%	▼
Service Hours	40	39	1%	

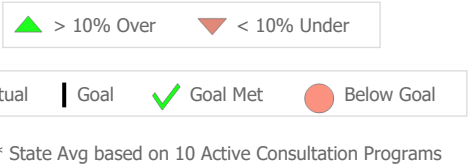
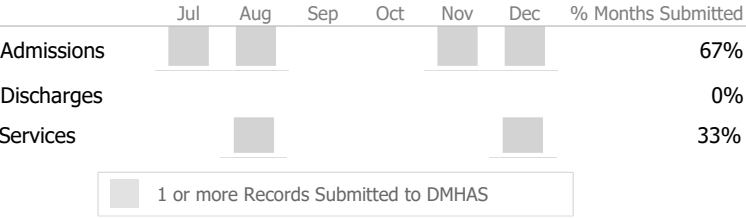
Data Submitted to DMHAS for Month



Program Activity

Measure	Actual	1 Yr Ago	Variance %
Unique Clients	35	24	46% ▲
Admits	6	6	0%
Discharges	-	1	-100% ▼
Service Hours	3	6	-57% ▼

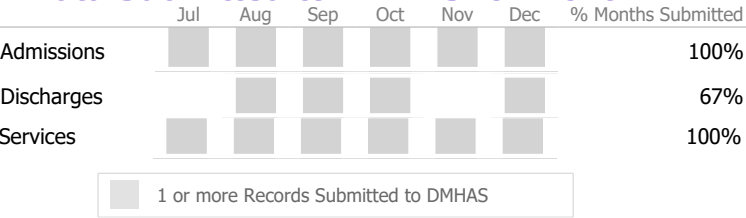
Data Submitted to DMHAS for Month



Program Activity

Measure	Actual	1 Yr Ago	Variance %
Unique Clients	55	51	8%
Admits	14	12	17% ▲
Discharges	12	6	100% ▲
Service Hours	42	68	-38% ▼

Data Submitted to DMHAS for Month

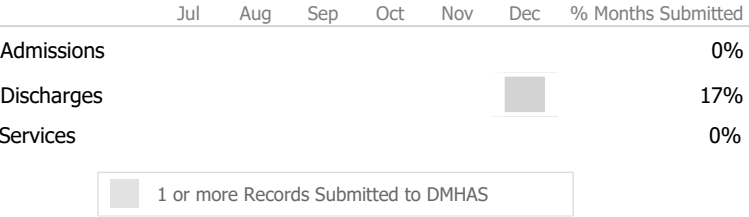


* State Avg based on 10 Active Consultation Programs

Program Activity

Measure	Actual	1 Yr Ago	Variance %
Unique Clients	34	34	0%
Admits	-	-	
Discharges	1	1	0%
Service Hours	-	10	-100% ▼

Data Submitted to DMHAS for Month

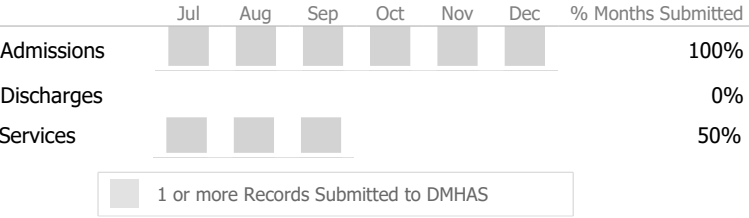


* State Avg based on 10 Active Consultation Programs

Program Activity

Measure	Actual	1 Yr Ago	Variance %	
Unique Clients	37	65	-43%	▼
Admits	22	39	-44%	▼
Discharges	-	22	-100%	▼
Service Hours	13	173	-93%	▼

Data Submitted to DMHAS for Month



* State Avg based on 10 Active Consultation Programs

Program Activity

Measure	Actual	1 Yr Ago	Variance %
Unique Clients	0		
Admits	-	-	
Discharges	-	-	

Data Submitted to DMHAS for Month

	Jul	Aug	Sep	Oct	Nov	Dec	% Months Submitted
Admissions							0%
Discharges							0%

1 or more Records Submitted to DMHAS

> 10% Over < 10% Under

Actual Goal Goal Met Below Goal

* State Avg based on 0 Active Screening Programs

Program Activity

Measure	Actual	1 Yr Ago	Variance %
Unique Clients	12	7	71% ▲
Admits	-	7	-100% ▼
Discharges	-	4	-100% ▼

Data Submitted to DMHAS for Month

Jul Aug Sep Oct Nov Dec % Months Submitted

Admissions 0%

Discharges 0%

1 or more Records Submitted to DMHAS

▲ > 10% Over ▼ < 10% Under

Actual | Goal ✓ Goal Met ● Below Goal

* State Avg based on 1 Active Standard Outpatient Programs