
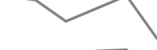



Reporting Period: July 2024 - December 2024 (Data as of Mar 18, 2025)

Provider Activity

Monthly Trend	Measure	Actual	1 Yr Ago	Variance %
	Unique Clients	1,118	1,209	-8%
	Admits	404	408	-1%
	Discharges	379	479	-21% ▼
	Service Hours		-	

▲ > 10% Over 1 Yr Ago ▼ > 10% Under 1Yr Ago

Clients by Level of Care

Program Type	Level of Care Type	#	%
Forensic MH			
	Forensics Community-based	1,118	100.0%

Client Demographics

Age	#	%	State Avg
18-25	61	5%	8%
26-34	239	21%	19%
35-44	305	27%	25%
45-54	197	18%	18%
55-64	184	16%	19%
65+	132	12%	11%
Gender			
Male	909	81%	▲ 59%
Female	208	19%	▼ 41%
Transgender/Other	1	0%	0%
Race			
White/Caucasian	340	37%	▼ 58%
Unknown	261	28%	▲ 9%
Black/African American	246	27%	18%
Other	63	7%	12%
Multiple Races	7	1%	1%
Am. Indian/Native Alaskan	5	1%	1%
Asian	4	0%	1%
Hawaiian/Other Pacific Islander			0%
Ethnicity			
Unknown	550	49%	▲ 14%
Non-Hispanic	444	40%	▼ 64%
Hisp-Puerto Rican	66	6%	10%
Hispanic-Other	56	5%	11%
Hispanic-Cuban	1	0%	0%
Hispanic-Mexican	1	0%	1%

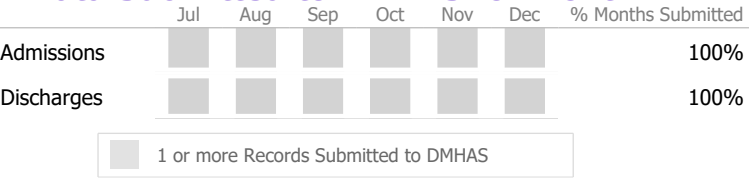
Unique Clients | State Avg ▲ > 10% Over State Avg ▼ > 10% Under State Avg

Survey Data Not Available

Program Activity

Measure	Actual	1 Yr Ago	Variance %	
Unique Clients	179	232	-23%	▼
Admits	130	114	14%	▲
Discharges	121	140	-14%	▼

Data Submitted to DMHAS for Month

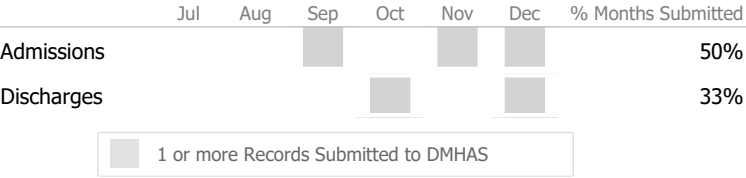


* State Avg based on 10 Active Office of Forensic Evaluation Programs

Program Activity

Measure	Actual	1 Yr Ago	Variance %
Unique Clients	4	14	-71% ▼
Admits	4	9	-56% ▼
Discharges	2	9	-78% ▼

Data Submitted to DMHAS for Month



* State Avg based on 10 Active Office of Forensic Evaluation Programs

Program Activity

Measure	Actual	1 Yr Ago	Variance %
Unique Clients	0		
Admits	-	-	
Discharges	-	-	

Data Submitted to DMHAS for Month

	Jul	Aug	Sep	Oct	Nov	Dec	% Months Submitted
Admissions							0%
Discharges							0%

1 or more Records Submitted to DMHAS

▲ > 10% Over

▼ < 10% Under

Actual

Goal

Goal Met

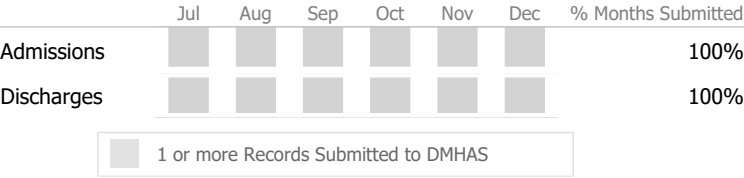
Below Goal

* State Avg based on 10 Active Office of Forensic Evaluation Programs

Program Activity

Measure	Actual	1 Yr Ago	Variance %
Unique Clients	289	289	0%
Admits	91	89	2%
Discharges	82	85	-4%

Data Submitted to DMHAS for Month

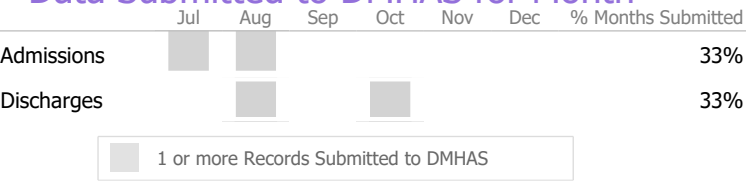


* State Avg based on 10 Active Office of Forensic Evaluation Programs

Program Activity

Measure	Actual	1 Yr Ago	Variance %	
Unique Clients	10	7	43%	▲
Admits	2	-		
Discharges	2	1	100%	▲

Data Submitted to DMHAS for Month



* State Avg based on 10 Active Office of Forensic Evaluation Programs

Program Activity

Measure	Actual	1 Yr Ago	Variance %
Unique Clients	2	2	0%
Admits	-	-	
Discharges	-	-	

Data Submitted to DMHAS for Month

	Jul	Aug	Sep	Oct	Nov	Dec	% Months Submitted
Admissions							0%
Discharges							0%

1 or more Records Submitted to DMHAS

▲ > 10% Over

▼ < 10% Under

Actual

Goal

Goal Met

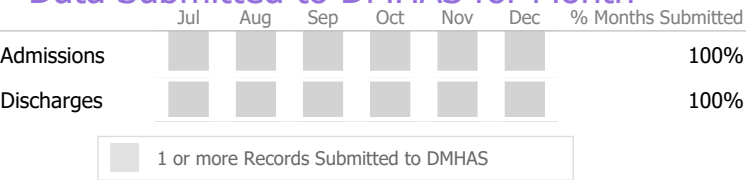
Below Goal

* State Avg based on 10 Active Office of Forensic Evaluation Programs

Program Activity

Measure	Actual	1 Yr Ago	Variance %
Unique Clients	542	572	-5%
Admits	86	80	8%
Discharges	69	137	-50% ▼

Data Submitted to DMHAS for Month

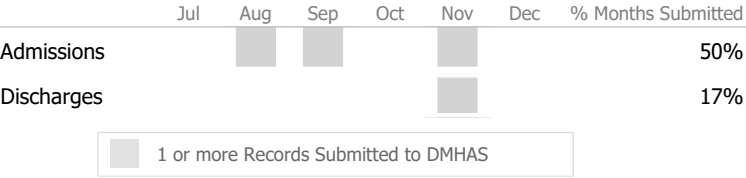


* State Avg based on 10 Active Office of Forensic Evaluation Programs

Program Activity

Measure	Actual	1 Yr Ago	Variance %
Unique Clients	7		
Admits	3	-	
Discharges	4	-	

Data Submitted to DMHAS for Month

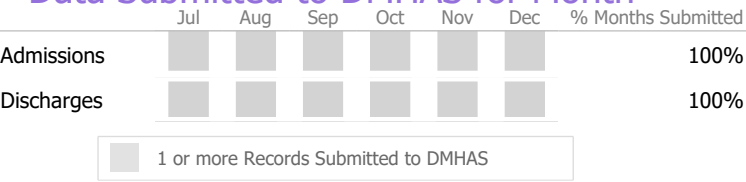


* State Avg based on 10 Active Office of Forensic Evaluation Programs

Program Activity

Measure	Actual	1 Yr Ago	Variance %
Unique Clients	125	147	-15% ▼
Admits	84	113	-26% ▼
Discharges	97	106	-8%

Data Submitted to DMHAS for Month

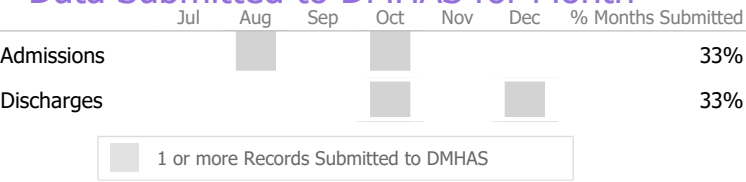


* State Avg based on 10 Active Office of Forensic Evaluation Programs

Program Activity

Measure	Actual	1 Yr Ago	Variance %
Unique Clients	3	3	0%
Admits	3	3	0%
Discharges	2	1	100% ▲

Data Submitted to DMHAS for Month

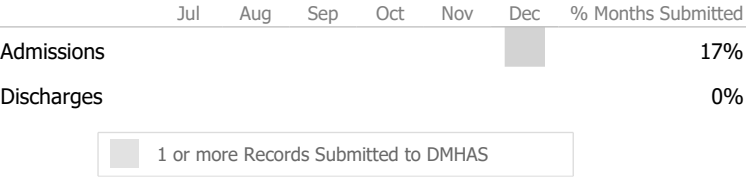


* State Avg based on 10 Active Office of Forensic Evaluation Programs

Program Activity

Measure	Actual	1 Yr Ago	Variance %
Unique Clients	1		
Admits	1	-	
Discharges	-	-	

Data Submitted to DMHAS for Month



* State Avg based on 10 Active Office of Forensic Evaluation Programs