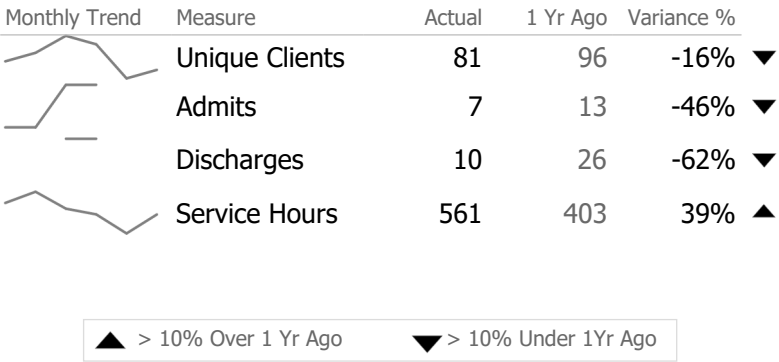
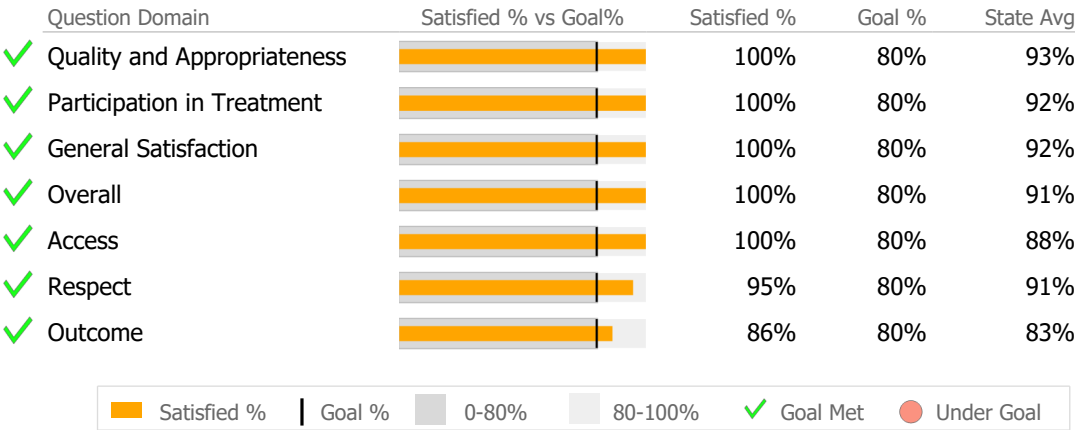


Reporting Period: July 2024 - December 2024 (Data as of Mar 18, 2025)

Provider Activity



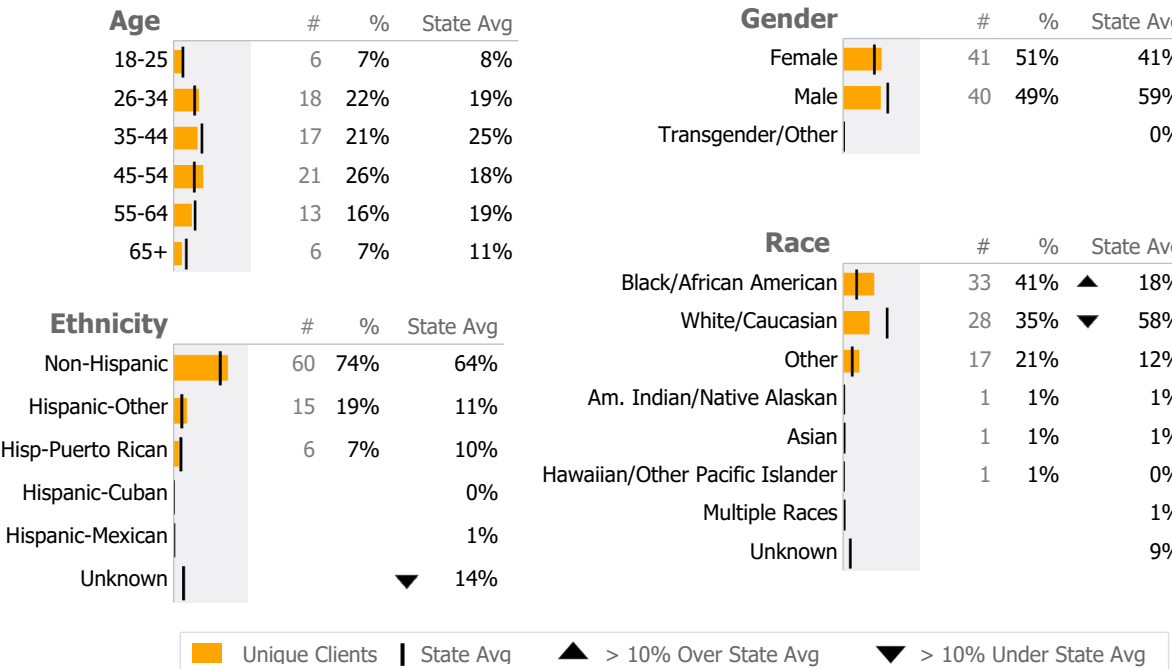
Consumer Satisfaction Survey (Based on 26 FY24 Surveys)



Clients by Level of Care



Client Demographics



Program Activity

Measure	Actual	1 Yr Ago	Variance %	
Unique Clients	15	21	-29%	▼
Admits	-	2	-100%	▼
Discharges	1	6	-83%	▼
Service Hours	179	110	63%	▲

Data Submission Quality

Data Entry	Actual	State Avg
Valid NOMS Data	<div><div></div></div> 100%	91%
On-Time Periodic	Actual	State Avg
6 Month Updates	<div><div></div></div> 93%	84%


Recovery

National Recovery Measures (NOMS)	Actual % vs Goal %	Actual	Actual %	Goal %	State Avg	Actual vs Goal
Employed	<div><div></div></div>	11	73%	35%	42%	38% ▲

Service Utilization

	Actual % vs Goal %	Actual	Actual %	Goal %	State Avg	Actual vs Goal
Clients Receiving Services	<div><div></div></div>	13	87%	90%	96%	-3%

Data Submitted to DMHAS for Month



▲ > 10% Over

▼ < 10% Under

Actual

Goal

Goal Met

Below Goal

* State Avg based on 36 Active Employment Services Programs

Program Activity

Measure	Actual	1 Yr Ago	Variance %
Unique Clients	77	89	-13% ▼
Admits	7	11	-36% ▼
Discharges	9	20	-55% ▼
Service Hours	383	294	30% ▲

Recovery

National Recovery Measures (NOMS)		Actual % vs Goal %	Actual	Actual %	Goal %	State Avg	Actual vs Goal
✓	Employed	<div><div></div></div>	48	62%	35%	42%	27% ▲

Service Utilization

		Actual % vs Goal %	Actual	Actual %	Goal %	State Avg	Actual vs Goal
✓	Clients Receiving Services	<div><div></div></div>	66	93%	90%	96%	3%

Data Submission Quality

Data Entry	Actual	State Avg
✓ Valid NOMS Data	<div><div></div></div>	98% 91%

On-Time Periodic	Actual	State Avg
6 Month Updates	<div><div></div></div>	15% 84%

Data Submitted to DMHAS for Month

	Jul	Aug	Sep	Oct	Nov	Dec	% Months Submitted
Admissions	<div></div>	<div></div>	<div></div>	<div></div>		<div></div>	83%
Discharges			<div></div>	<div></div>		<div></div>	50%
Services	<div></div>	<div></div>	<div></div>	<div></div>	<div></div>	<div></div>	100%

1 or more Records Submitted to DMHAS

▲ > 10% Over ▼ < 10% Under

Actual | Goal ✓ Goal Met ● Below Goal

* State Avg based on 36 Active Employment Services Programs