

Reporting Period: July 2024 - December 2024 (Data as of Mar 18, 2025)

Provider Activity

Monthly Trend	Measure	Actual	1 Yr Ago	Variance %
	Unique Clients	480	475	1%
	Admits	126	119	6%
	Discharges	142	123	15% ▲
	Service Hours	2,185	1,824	20% ▲
	S.Rehab/PHP/IOP	36,240	36,845	-2%

▲ > 10% Over 1 Yr Ago ▼ > 10% Under 1Yr Ago

Consumer Satisfaction Survey (Based on 106 FY24 Surveys)

Question Domain	Satisfied % vs Goal%	Satisfied %	Goal %	State Avg
✓ Overall		97%	80%	91%
✓ Quality and Appropriateness		96%	80%	93%
✓ General Satisfaction		95%	80%	92%
✓ Access		93%	80%	88%
✓ Participation in Treatment		93%	80%	92%
✓ Respect		91%	80%	91%
✓ Outcome		84%	80%	83%

Satisfied % | Goal % 0-80% 80-100% Goal Met Under Goal

Clients by Level of Care

Program Type	Level of Care Type	#	%
Mental Health	Social Rehabilitation	404	68.8%
	Employment Services	125	21.3%
	Education Support	41	7.0%
	Case Management	17	2.9%

Client Demographics

Age				Gender			
	#	%	State Avg		#	%	State Avg
18-25	25	5%	8%	Male	303	63%	59%
26-34	74	15%	19%	Female	177	37%	41%
35-44	106	22%	25%	Transgender/Other			0%
45-54	83	17%	18%				
55-64	126	26%	19%				
65+	66	14%	11%				
Ethnicity				Race			
	#	%	State Avg		#	%	State Avg
Non-Hispanic	374	78%	▲ 64%	White/Caucasian	227	47%	▼ 58%
Hisp-Puerto Rican	65	14%	10%	Black/African American	184	38%	▲ 18%
Hispanic-Other	27	6%	11%	Other	48	10%	12%
Unknown	11	2%	▼ 14%	Multiple Races	8	2%	1%
Hispanic-Mexican	2	0%	1%	Unknown	6	1%	9%
Hispanic-Cuban	1	0%	0%	Asian	5	1%	1%
				Am. Indian/Native Alaskan	1	0%	1%
				Hawaiian/Other Pacific Islander	1	0%	0%

Unique Clients | State Avg > 10% Over State Avg > 10% Under State Avg

Program Activity

Measure	Actual	1 Yr Ago	Variance %
Unique Clients	19	14	36% ▲
Admits	8	4	100% ▲
Discharges	7	8	-13% ▼
Service Hours	215	111	95% ▲

Recovery

National Recovery Measures (NOMS)		Actual % vs Goal %	Actual	Actual %	Goal %	State Avg	Actual vs Goal
✓	Employed	<div><div></div></div>	7	37%	35%	42%	2%

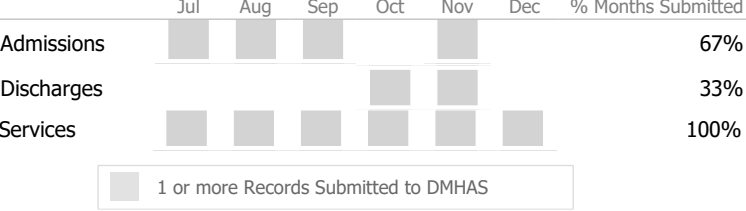
Service Utilization

		Actual % vs Goal %	Actual	Actual %	Goal %	State Avg	Actual vs Goal
✓	Clients Receiving Services	<div><div></div></div>	17	100%	90%	96%	10%

Data Submission Quality

Data Entry		Actual	State Avg
✓	Valid NOMS Data	<div><div></div></div>	100% 91%
On-Time Periodic		Actual	State Avg
✓	6 Month Updates	<div><div></div></div>	100% 84%

Data Submitted to DMHAS for Month



* State Avg based on 36 Active Employment Services Programs

Program Activity				Service Utilization						
Measure	Actual	1 Yr Ago	Variance %		Actual % vs Goal %	Actual	Actual %	Goal %	State Avg	Actual vs Goal
Unique Clients	75	94	-20% ▼	✓	Clients Receiving Services	<div></div>	43	100%	90%	67%10%
Admits	31	31	0%							
Discharges	37	30	23% ▲							
Service Hours	-	-								
Social Rehab/PHP/IOP Days	8,433	12,940	-35% ▼							

Data Submitted to DMHAS for Month							
	Jul	Aug	Sep	Oct	Nov	Dec	% Months Submitted
Admissions	<div></div>	<div></div>	<div></div>	<div></div>	<div></div>	<div></div>	100%
Discharges	<div></div>	<div></div>	<div></div>	<div></div>	<div></div>	<div></div>	100%
Services	<div></div>	<div></div>	<div></div>	<div></div>	<div></div>	<div></div>	100%

1 or more Records Submitted to DMHAS

▲ > 10% Over

▼ < 10% Under

Actual

Goal

✓ Goal Met

● Below Goal

* State Avg based on 34 Active Social Rehabilitation Programs

Program Activity

Measure	Actual	1 Yr Ago	Variance %
Unique Clients	8	9	-11% ▼
Admits	-	1	-100% ▼
Discharges	-	1	-100% ▼
Service Hours	289	325	-11% ▼

Recovery

National Recovery Measures (NOMS)	Actual % vs Goal %	Actual	Actual %	Goal %	State Avg	Actual vs Goal
✓ Stable Living Situation	<div><div></div></div>	8	100%	85%	83%	15% ▲

Service Utilization

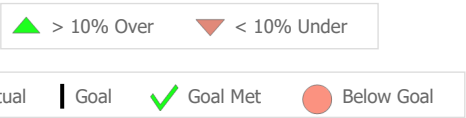
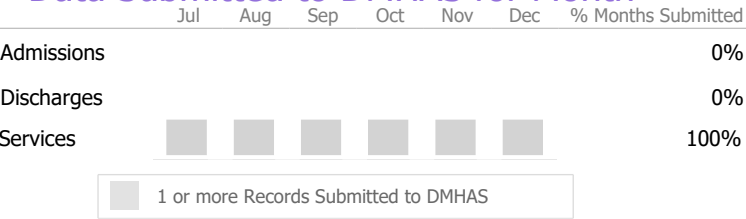
	Actual % vs Goal %	Actual	Actual %	Goal %	State Avg	Actual vs Goal
✓ Clients Receiving Services	<div><div></div></div>	8	100%	90%	88%	10%

Data Submission Quality

Data Entry	Actual	State Avg
✓ Valid NOMS Data	<div><div></div></div>	100% 97%

On-Time Periodic	Actual	State Avg
✓ 6 Month Updates	<div><div></div></div>	100% 80%

Data Submitted to DMHAS for Month



* State Avg based on 118 Active Supportive Housing – Scattered Site Programs

Program Activity

Measure	Actual	1 Yr Ago	Variance %
Unique Clients	9	9	0%
Admits	1	1	0%
Discharges	-	-	
Service Hours	475	576	-17% ▼

Recovery

National Recovery Measures (NOMS)	Actual % vs Goal %	Actual	Actual %	Goal %	State Avg	Actual vs Goal
✓ Stable Living Situation	<div><div></div></div>	9	100%	85%	89%	15% ▲

Service Utilization

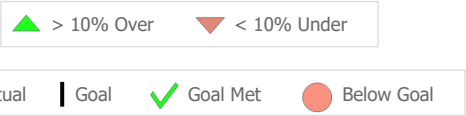
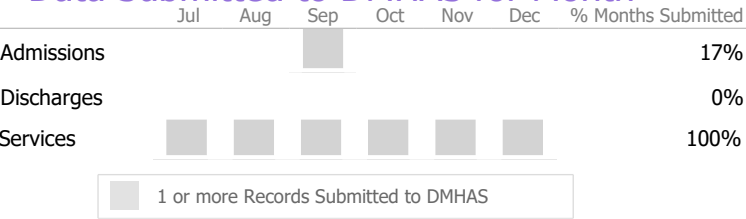
	Actual % vs Goal %	Actual	Actual %	Goal %	State Avg	Actual vs Goal
✓ Clients Receiving Services	<div><div></div></div>	9	100%	90%	89%	10%

Data Submission Quality

Data Entry	Actual	State Avg
✓ Valid NOMS Data	<div><div></div></div>	98% 97%

On-Time Periodic	Actual	State Avg
✓ 6 Month Updates	<div><div></div></div>	100% 80%

Data Submitted to DMHAS for Month



* State Avg based on 68 Active Supportive Housing – Development Programs

Program Activity				Service Utilization						
Measure	Actual	1 Yr Ago	Variance %	Actual % vs Goal %		Actual	Actual %	Goal %	State Avg	Actual vs Goal
Unique Clients	335	325	3%	✓		293	99%	90%	67%	9%
Admits	44	49	-10%							
Discharges	47	48	-2%							
Service Hours	-	-								
Social Rehab/PHP/IOP Days	27,807	23,905	16% ▲							

	Jul	Aug	Sep	Oct	Nov	Dec	% Months Submitted
Admissions	<div></div>	<div></div>	<div></div>	<div></div>	<div></div>	<div></div>	100%
Discharges	<div></div>	<div></div>	<div></div>	<div></div>	<div></div>	<div></div>	100%
Services	<div></div>	<div></div>	<div></div>	<div></div>	<div></div>	<div></div>	100%

1 or more Records Submitted to DMHAS

▲ > 10% Over

▼ < 10% Under

Actual

Goal

✓ Goal Met

● Below Goal

* State Avg based on 34 Active Social Rehabilitation Programs

Program Activity

Measure	Actual	1 Yr Ago	Variance %
Unique Clients	41	30	37% ▲
Admits	10	9	11% ▲
Discharges	14	10	40% ▲
Service Hours	390	269	45% ▲

Recovery

National Recovery Measures (NOMS)		Actual % vs Goal %	Actual	Actual %	Goal %	State Avg	Actual vs Goal
✓	Enrolled in Educational Program	<div><div></div></div>	27	66%	35%	79%	31% ▲

Service Utilization

	Actual % vs Goal %	Actual	Actual %	Goal %	State Avg	Actual vs Goal
✓ Clients Receiving Services	<div><div></div></div>	31	100%	90%	97%	10%

Data Submission Quality

Data Entry	Actual	State Avg
Valid NOMS Data	<div><div></div></div> 98%	100%
On-Time Periodic		
6 Month Updates	<div><div></div></div> 94%	99%

Data Submitted to DMHAS for Month

	Jul	Aug	Sep	Oct	Nov	Dec	% Months Submitted
Admissions	<div></div>	<div></div>		<div></div>	<div></div>		67%
Discharges	<div></div>	<div></div>		<div></div>	<div></div>	<div></div>	83%
Services	<div></div>	<div></div>	<div></div>	<div></div>	<div></div>	<div></div>	100%

1 or more Records Submitted to DMHAS

▲ > 10% Over ▼ < 10% Under

Actual

Goal

✓ Goal Met

● Below Goal

* State Avg based on 5 Active Education Support Programs

Vocational Services

Fellowship Place Inc.

Mental Health - Employment Services - Employment Services

Program Activity

Measure	Actual	1 Yr Ago	Variance %
Unique Clients	108	77	40% ▲
Admits	32	24	33% ▲
Discharges	37	26	42% ▲
Service Hours	816	544	50% ▲

Recovery

National Recovery Measures (NOMS)		Actual % vs Goal %	Actual	Actual %	Goal %	State Avg	Actual vs Goal
●	Employed	<div><div></div></div>	36	33%	35%	42%	-2%

Service Utilization

		Actual % vs Goal %	Actual	Actual %	Goal %	State Avg	Actual vs Goal
✓	Clients Receiving Services	<div><div></div></div>	76	100%	90%	96%	10%

Data Submission Quality

Data Entry	Actual	State Avg
✓ Valid NOMS Data	<div><div></div></div> 98%	91%

On-Time Periodic	Actual	State Avg
✓ 6 Month Updates	<div><div></div></div> 95%	84%

Data Submitted to DMHAS for Month

	Jul	Aug	Sep	Oct	Nov	Dec	% Months Submitted
Admissions	<div></div>	<div></div>	<div></div>	<div></div>	<div></div>	<div></div>	100%
Discharges	<div></div>	<div></div>	<div></div>	<div></div>	<div></div>	<div></div>	100%
Services	<div></div>	<div></div>	<div></div>	<div></div>	<div></div>	<div></div>	100%

1 or more Records Submitted to DMHAS

▲ > 10% Over ▼ < 10% Under

Actual | Goal ✓ Goal Met ● Below Goal

* State Avg based on 36 Active Employment Services Programs